US00D325730S

United States Patent [19]

van der Zon

[11] Patent Number: Des. 325,730

[45] Date of Patent: ** Apr. 28, 1992

[54] **MOBILE TELEPHONE SET**

[75] Inventor: **Ingrid A. C. van der Zon**, Hilversum, Netherlands

[73] Assignee: **U.S. Philips Corporation**, New York, N.Y.

[**] Term: **14 Years**

[21] Appl. No.: **541,419**

[22] Filed: **Jun. 20, 1990**

[30] **Foreign Application Priority Data**

Feb. 5, 1990 [GB] United Kingdom 2004514
Feb. 5, 1990 [GB] United Kingdom 2004515

[52] **U.S. Cl.** **D14/138**; D14/248; D14/151; D14/148; D14/142

[58] **Field of Search** D14/141, 147, 138, 248, D14/151; 379/58, 56; D21/111

[56] **References Cited**

U.S. PATENT DOCUMENTS

D. 271,490	11/1983	Fukushima et al.	D14/138
D. 279,896	7/1985	Inaba	D14/248
D. 289,283	4/1987	Kajita	D14/138
D. 298,317	11/1988	Watanabe	D14/138
D. 304,939	12/1989	Satoh	D14/147
D. 305,231	12/1989	Satoh	D14/147
D. 305,533	1/1990	Perkins et al.	D14/248
D. 312,635	12/1990	Culbertson	D14/138
D. 315,154	3/1991	Iizuka et al.	D14/138
D. 315,728	3/1991	Nehemann et al.	D14/138
D. 315,730	3/1991	Sharbaugh	D14/141
D. 318,306	7/1991	Cheung	D21/111
4,881,258	11/1989	Kaiwa et al.	379/58
5,020,090	1/1991	Morris	379/56 X

Primary Examiner—Horace B. Fay, Jr.
Attorney, Agent, or Firm—Jack E. Haken

[57] **CLAIM**

The ornamental design for a mobile telephone set, as shown.

DESCRIPTION

FIG. **1** is a perspective view of the spaced apart units of a mobile telephone set showing of our new design with the removable handset in operative position;
FIG. **2** is a front elevational view thereof;
FIG. **3** is a rear elevational view thereof;
FIG. **4** is a right side elevational view thereof;
FIG. **5** is a left side elevational view thereof;
FIG. **6** is a top plan view thereof;
FIG. **7** is a bottom plan view thereof; and,
FIG. **8** is a perspective view of the set with the handset in cradled relationship with the stand.

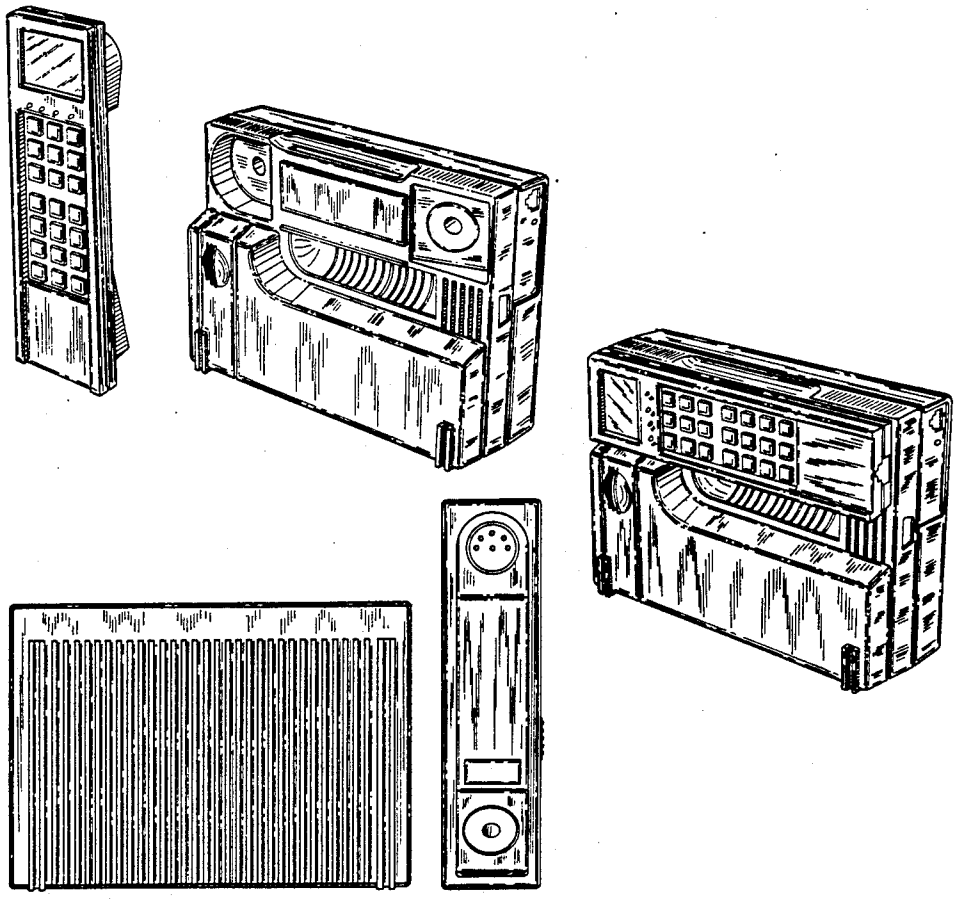

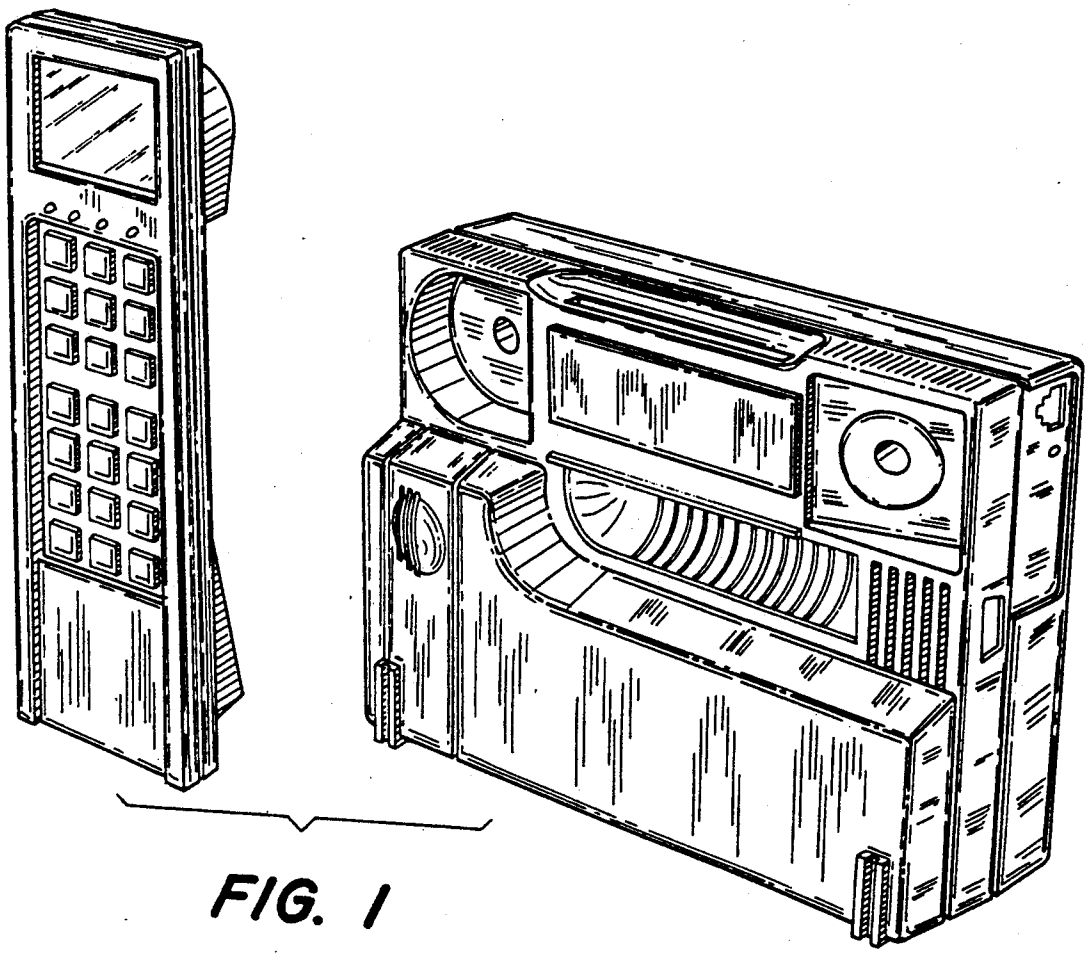

FIG. 1

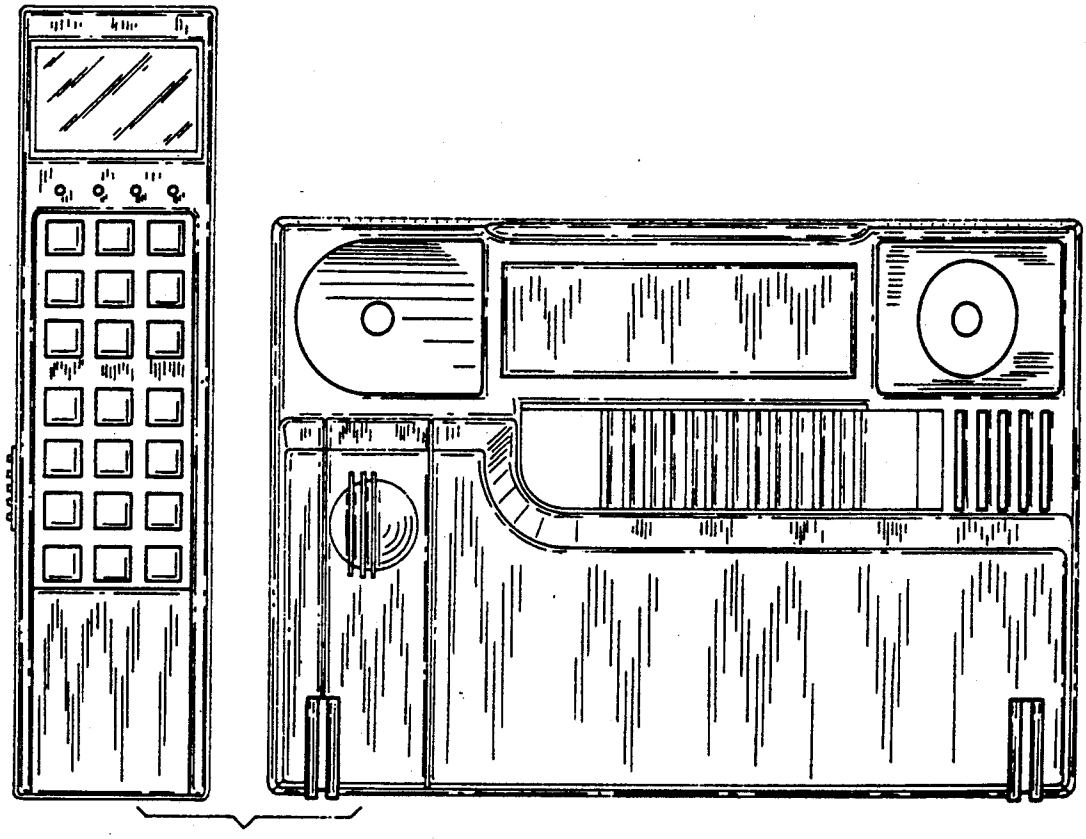

FIG. 2

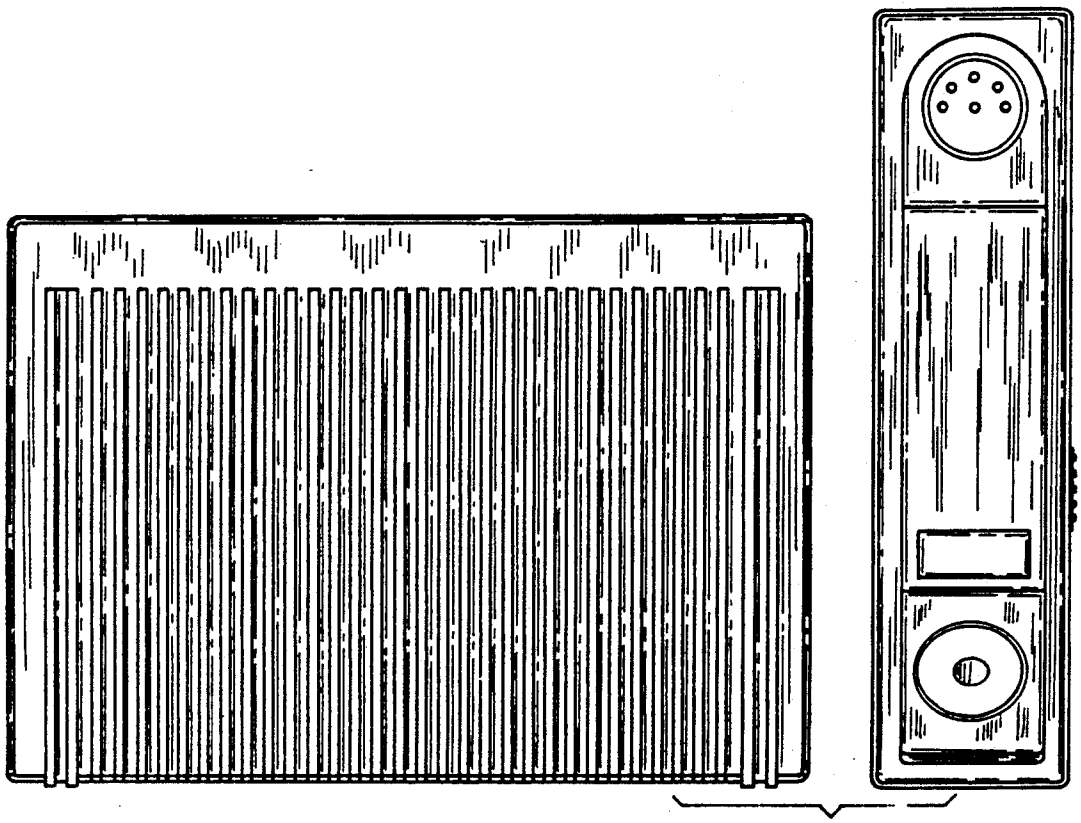

FIG. 3



FIG. 4

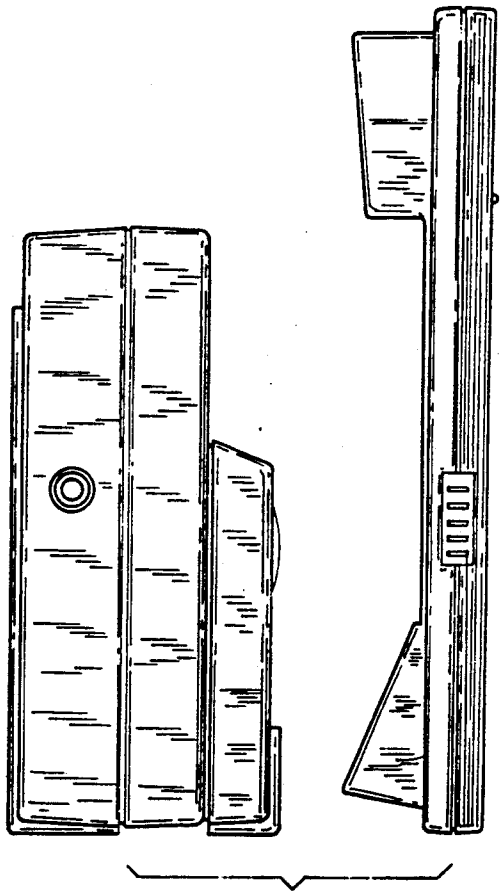

FIG. 5

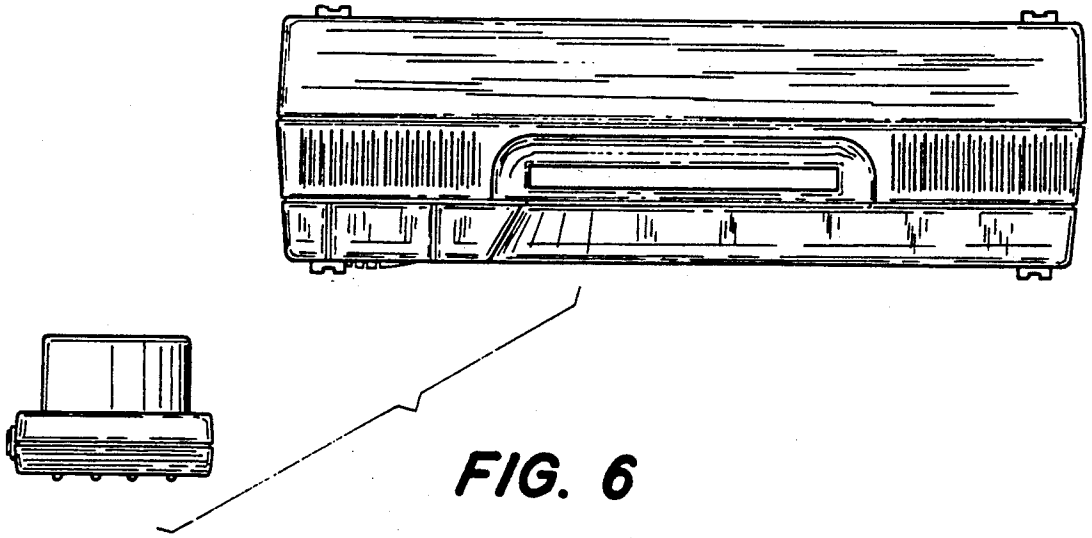

FIG. 6

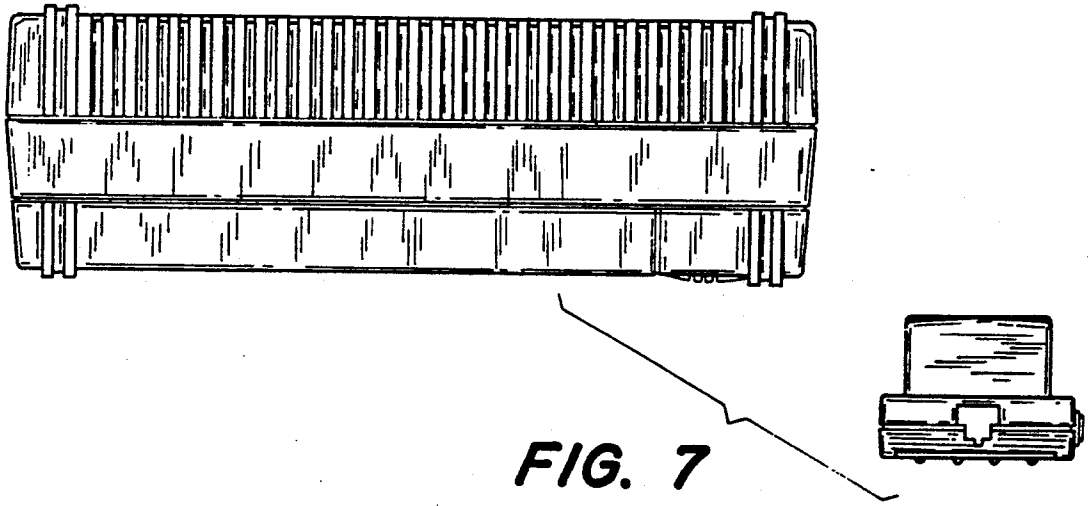

FIG. 7

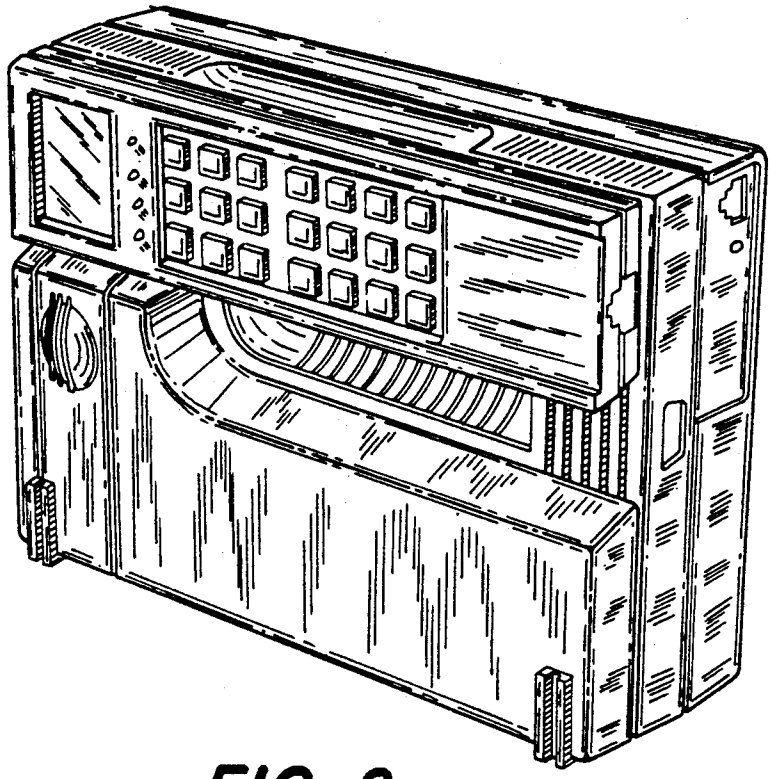

FIG. 8