



US00D529332S

(12) **United States Design Patent**
Hoenstein

(10) **Patent No.:** **US D529,332 S**

(45) **Date of Patent:** **** Oct. 3, 2006**

- (54) **POT**
- (75) Inventor: **Mathaeus Thun Hoenstein**, Milan (IT)
- (73) Assignee: **TVS S.p.A.**, Trasanni (IT)
- (**) Term: **14 Years**
- (21) Appl. No.: **29/244,756**
- (22) Filed: **Dec. 14, 2005**

(30) **Foreign Application Priority Data**

Jul. 4, 2005 (IT) MI2005O00115

- (51) **LOC (8) Cl.** **07-02**
- (52) **U.S. Cl.** **D7/360**
- (58) **Field of Classification Search** D7/323,
D7/354-361, 391, 393-396, 500, 543, 545;
99/140 R, 324, 339, 345, 422, 424, 426,
99/445; 219/620-622, 725-730; 220/573.1-574,
220/912; 222/146, 572
See application file for complete search history.

(56) **References Cited**

U.S. PATENT DOCUMENTS

| | | | | | |
|-------------|---|---------|--------------|-------|---------|
| D187,681 S | * | 4/1960 | Chinn | | D7/360 |
| 4,435,638 A | * | 3/1984 | Simon et al. | | 219/432 |
| D274,401 S | * | 6/1984 | Fournier | | D7/360 |
| D276,689 S | * | 12/1984 | Spoeth, Jr. | | D7/355 |

| | | | | | |
|--------------|---|---------|----------------------|-------|---------|
| 4,491,235 A | * | 1/1985 | Fournier et al. | | 220/753 |
| D358,062 S | * | 5/1995 | Hasuike | | D7/360 |
| D368,827 S | * | 4/1996 | Thomas | | D7/354 |
| 5,778,768 A | * | 7/1998 | McClellan | | 219/438 |
| D438,422 S | * | 3/2001 | Choi | | D7/360 |
| 6,347,576 B1 | * | 2/2002 | Chung | | 99/331 |
| D472,759 S | * | 4/2003 | Teisen-Simony et al. | | D7/360 |
| D479,432 S | * | 9/2003 | Barker | | D7/360 |
| D512,599 S | * | 12/2005 | Hoenstein | | D7/360 |

* cited by examiner

Primary Examiner—Caron D. Veynar

Assistant Examiner—Ricky Pham

(74) *Attorney, Agent, or Firm*—Bucknam and Archer

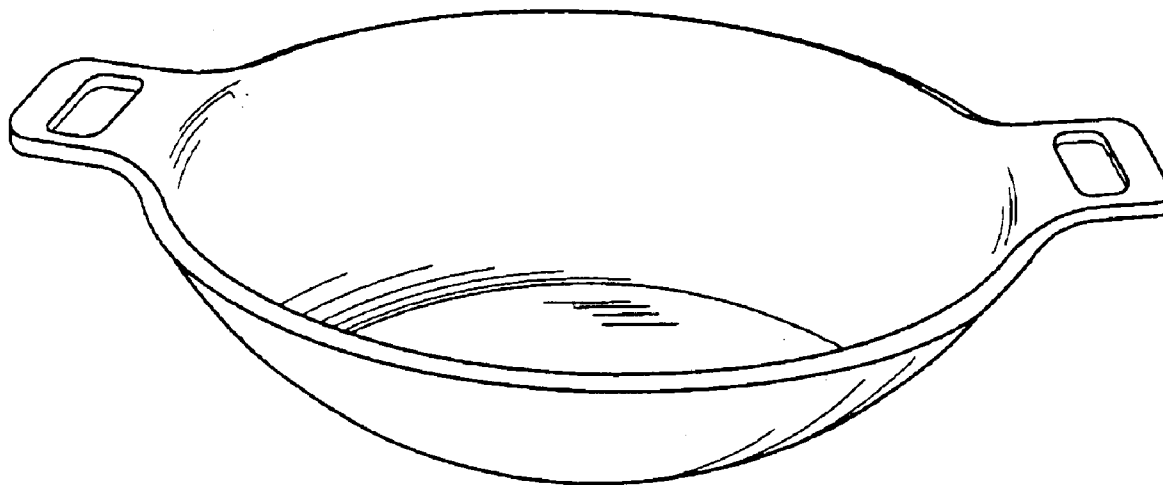
(57) **CLAIM**

The ornamental design for a pot, as shown.

DESCRIPTION

FIG. 1 shows a front perspective view of my design for a pot;
 FIG. 2 shows a top plan view thereof;
 FIG. 3 shows a left side elevational view thereof;
 FIG. 4 shows a bottom view thereof;
 FIG. 5 shows a front elevational view thereof;
 FIG. 6 shows a right side elevational view thereof; and,
 FIG. 7 shows a rear elevational view thereof.

1 Claim, 3 Drawing Sheets



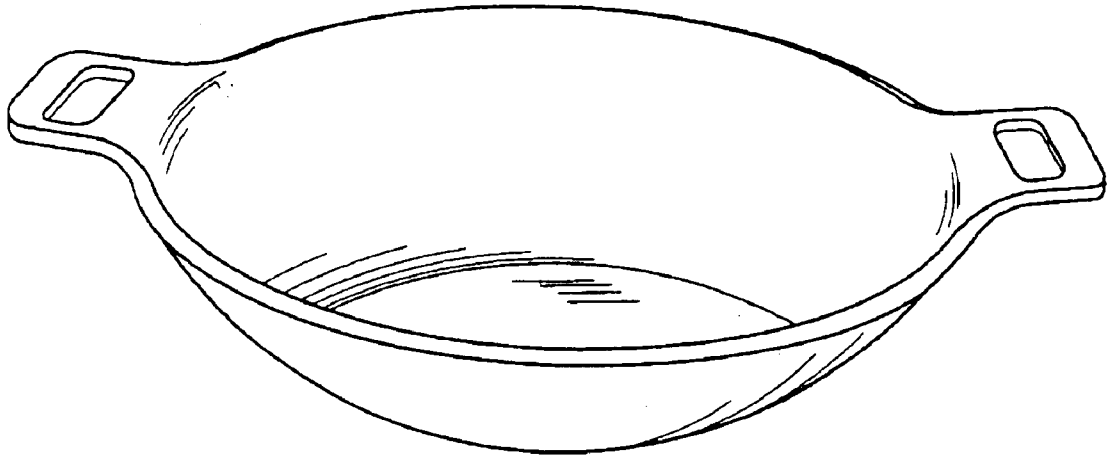


Fig. 1

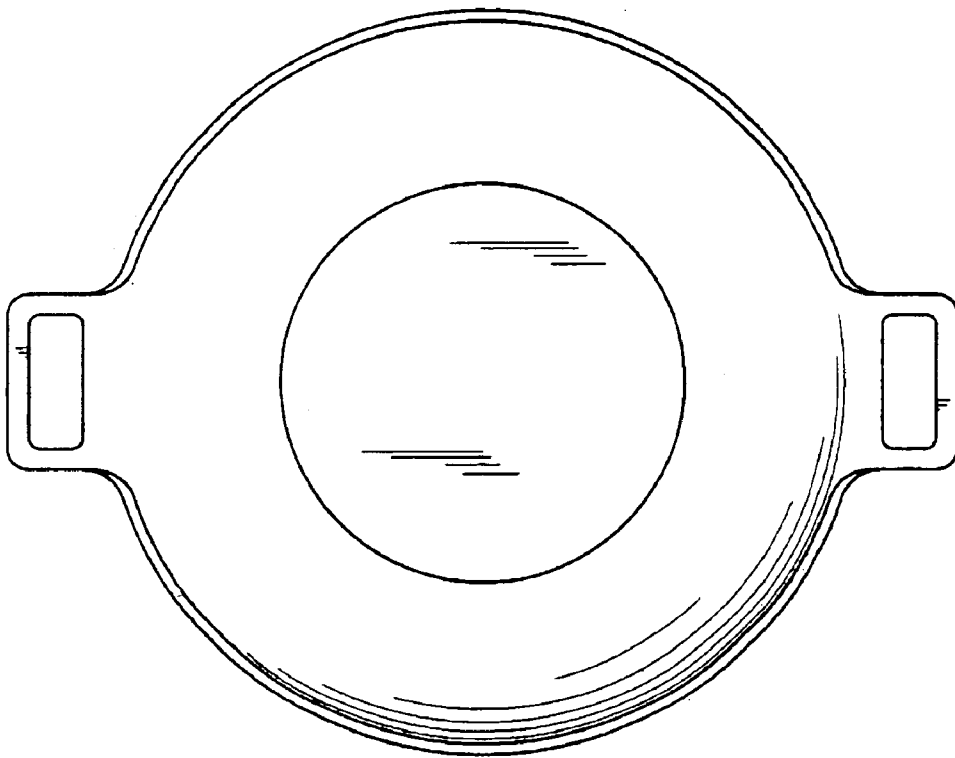


Fig. 2




Fig.3

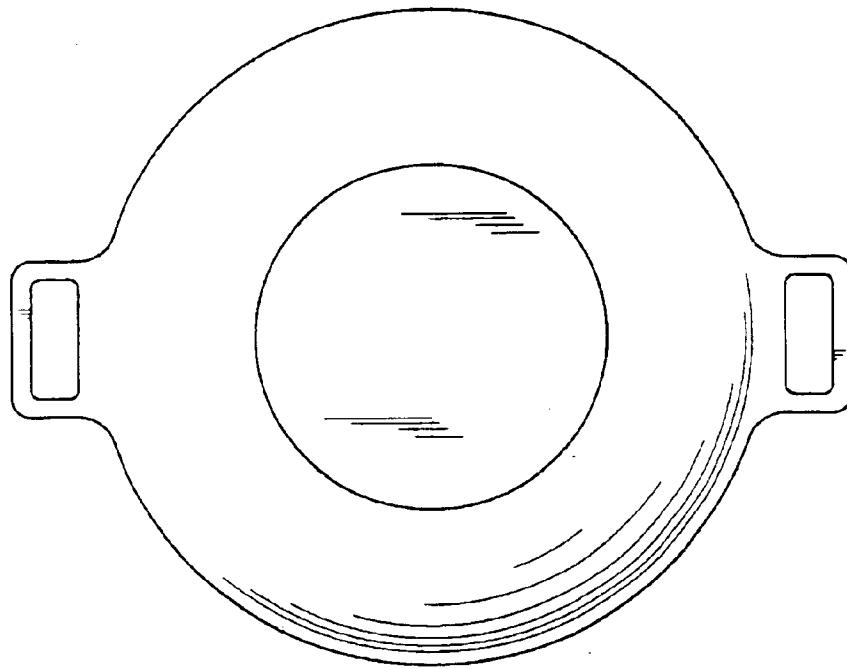


Fig.4




Fig.5




Fig.6




Fig.7