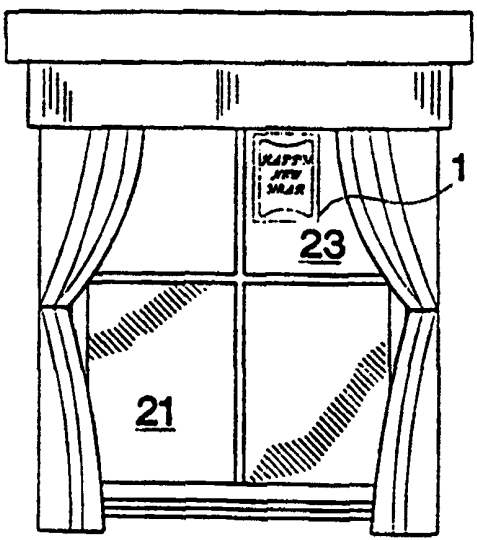




## INTERNATIONAL APPLICATION PUBLISHED UNDER THE PATENT COOPERATION TREATY (PCT)

<b>(51) International Patent Classification <sup>6</sup> :</b> <b>B32B 3/06, B42D 15/02</b>	<b>A1</b>	<b>(11) International Publication Number:</b> <b>WO 99/24250</b> <b>(43) International Publication Date:</b> 20 May 1999 (20.05.99)
<b>(21) International Application Number:</b> PCT/US98/23221 <b>(22) International Filing Date:</b> 5 November 1998 (05.11.98) <b>(30) Priority Data:</b> 08/968,667 12 November 1997 (12.11.97) US <b>(71)(72) Applicant and Inventor:</b> MCGUINESS, Robert, G. [US/US]; 637 Humboldt Street, Eureka, CA 95501 (US). <b>(74) Agent:</b> DE LEON, Josefino, P.; Shlesinger, Arkwright & Garvey LLP, 3000 South Eads Street, Arlington, VA 22202 (US).		<b>(81) Designated States:</b> AL, AM, AT, AU, AZ, BA, BB, BG, BR, BY, CA, CH, CN, CU, CZ, DE, DK, EE, ES, FI, GB, GE, GH, GM, HU, ID, IL, IS, JP, KE, KG, KP, KR, KZ, LC, LK, LR, LS, LT, LU, LV, MD, MG, MK, MN, MW, MX, NO, NZ, PL, PT, RO, RU, SD, SE, SG, SI, SK, SL, TJ, TM, TR, TT, UA, UG, US, UZ, VN, YU, ZW, ARIPO patent (GH, GM, KE, LS, MW, SD, SZ, UG, ZW), Eurasian patent (AM, AZ, BY, KG, KZ, MD, RU, TJ, TM), European patent (AT, BE, CH, CY, DE, DK, ES, FI, FR, GB, GR, IE, IT, LU, MC, NL, PT, SE), OAPI patent (BF, BJ, CF, CG, CI, CM, GA, GN, GW, ML, MR, NE, SN, TD, TG).  <b>Published</b> <i>With international search report.</i>
<b>(54) Title:</b> STATIC CLING GREETING CARD  <b>(57) Abstract</b> <p>A card with a removable and reusable covering thin transparent vinyl layer sheet (1) with indicia thereon and a backing material sheet (3) layered under said vinyl layer sheet (1) and removably retained thereto by static cling without the use of adhesives therebetween. The covering vinyl sheet (1) may cover part or all of one side of the backing material sheet (3) such as in a folded greeting or a unfolded postcard, respectively. The indicia (5) may take on almost any form of visual data including letters, words, pictorial representations, drawings, photographs, logos or any combination thereof. When the vinyl layer sheet (1) is removed from the backing sheet, it may be placed on any flat smooth surface, such as a glass window pane (21), as long as static cling can hold the removable vinyl layer sheet (1) thereto.</p> <div style="text-align: right;">  </div>		

**FOR THE PURPOSES OF INFORMATION ONLY**

Codes used to identify States party to the PCT on the front pages of pamphlets publishing international applications under the PCT.

AL	Albania	ES	Spain	LS	Lesotho	SI	Slovenia
AM	Armenia	FI	Finland	LT	Lithuania	SK	Slovakia
AT	Austria	FR	France	LU	Luxembourg	SN	Senegal
AU	Australia	GA	Gabon	LV	Latvia	SZ	Swaziland
AZ	Azerbaijan	GB	United Kingdom	MC	Monaco	TD	Chad
BA	Bosnia and Herzegovina	GE	Georgia	MD	Republic of Moldova	TG	Togo
BB	Barbados	GH	Ghana	MG	Madagascar	TJ	Tajikistan
BE	Belgium	GN	Guinea	MK	The former Yugoslav Republic of Macedonia	TM	Turkmenistan
BF	Burkina Faso	GR	Greece			TR	Turkey
BG	Bulgaria	HU	Hungary	ML	Mali	TT	Trinidad and Tobago
BJ	Benin	IE	Ireland	MN	Mongolia	UA	Ukraine
BR	Brazil	IL	Israel	MR	Mauritania	UG	Uganda
BY	Belarus	IS	Iceland	MW	Malawi	US	United States of America
CA	Canada	IT	Italy	MX	Mexico	UZ	Uzbekistan
CF	Central African Republic	JP	Japan	NE	Niger	VN	Viet Nam
CG	Congo	KE	Kenya	NL	Netherlands	YU	Yugoslavia
CH	Switzerland	KG	Kyrgyzstan	NO	Norway	ZW	Zimbabwe
CI	Côte d'Ivoire	KP	Democratic People's Republic of Korea	NZ	New Zealand		
CM	Cameroon			PL	Poland		
CN	China	KR	Republic of Korea	PT	Portugal		
CU	Cuba	KZ	Kazakstan	RO	Romania		
CZ	Czech Republic	LC	Saint Lucia	RU	Russian Federation		
DE	Germany	LI	Liechtenstein	SD	Sudan		
DK	Denmark	LK	Sri Lanka	SE	Sweden		
EE	Estonia	LR	Liberia	SG	Singapore		

## STATIC CLING GREETING CARD

### BACKGROUND OF THE INVENTION

Postcard and foldable greeting type cards have long been sent and used to express and convey many types of feelings or notices from a sender to a receiver. With some such cards part or most of a layered surface with indicia thereon can be detached from a support backing and saved for further use and display on another supporting surface. This removed card layer sheet usually has some type of indicia to be saved which indicia may contain written words, letters, pictorial representations, photographs, logos or any combination thereof. In many cases the removal layer or segment has been fastened or bonded to the backing with an adhesive that may be very slow setting thereby insuring the easy removably between the interfacing removed layer and its support backing. The removed layer with the material desired to be saved can then be placed against another type of support backing such as a window, door, refrigerator, or just about any flat surfaced object the adhesive may

adhere to. Depending on the nature of the adhesive used the removed layer may, either not stick to the new surface, bond easy and permanently to it or adhere to it such that it can be removed by hand and reused in the future.

The present invention relates to a removable and reusable vinyl sheet layer with indicia thereon used with a postcard or greeting card type backing that employs no adhesive or bonding material between the removable layer and its backing which removed layer can be used on a great variety of supporting surfaces all as further described herein.

### DESCRIPTION OF THE PRIOR ART

The prior art discloses mailable greeting and other cards that have removable backings. For example, in U.S. Patent 2,363,472 to Ritter a mailing card is disclosed that has a removable and reusable transfer material which is securely adhered by a suitable adhesive at its upper and lower marginal edges to the card.

In the Farnsworth reference (U.S. Patent 4,024,656) a card backing with a calendar has scored and/or die cuts to permit the calendar to be removed from the backing and rest of the card and reused separately.

The card in the Feuer invention (U.S. Patent 4,200,222) has a removable decal secure to one side by adhesive to the card's backing.

secure to one side by adhesive to the card's backing.

And in U.S. Patent 4,439,941 to Halperin a card with a removable and reusable design containing insert is disclosed. The insert has a layer of thermoplastic adhesive which by the application of heat and/or pressure permits its reuse on an article of clothing or the like. The present invention differs from this cited art and the known prior art by providing for a removable, reusable layer of sheet material with indicia thereon that is kept in contact with a supporting backing surface by static cling and which can be removed and placed on another backing surface using the principle of static cling all as more further set forth in this specification.

### **SUMMARY OF THE INVENTION**

This invention relates to a postcard type backing with a removable and removable sheet layer with indicia thereon. This layer is held to the backing without the use of an adhesive material using the principle of static cling. The removable sheet layer may be made of a transparent material with the indicia consisting of letters, pictorial representations, photographs, logos or any combination thereon imprinted in the material. Normally, the removable sheet is placed on any substantially smooth non-porous surface such as a window, refrigerator, mirror or the like.

substantially smooth non-porous surface such as a window, refrigerator, mirror or the like.

It is the primary object of the present invention to provide for an improved removable and reusable layer of material that has indicia thereon.

Another object is to provide for such a layer that can cling to a postcard type backing and be mailed and then removed for use on many types of different smooth surfaces all without the use of adhesive materials.

These and other objects and advantages of the present invention will become apparent to readers from a consideration of the ensuing description and the accompanying drawings.

#### BRIEF DESCRIPTION OF THE DRAWINGS

**FIG. 1** is a front view of the invention's preferred embodiment on a postcard backing.

**FIG. 2** is a front view of the **FIG. 1** embodiment when the covering vinyl sheet has been peeled back at its upper right hand corner part to expose part of the postcard backing.

**FIG. 3** shows a reverse side view of the postcard backing used in **FIGs. 1** and **2**.

**FIG. 4** shows the layer sheet within a foldable card.

**FIG. 3** shows a reverse side view of the postcard backing used in **FIGs. 1** and **2**.

**FIG. 4** shows the layer sheet within a foldable card.

**FIG. 5** is a perspective front view of the partially folded backing material of **FIG. 4** with its layer sheet when the sheet is mounted on outside of the backing facing front.

**FIGS. 6a, 6b** and **6c** illustrate the layer sheet when removed from its card backing mounted on a lower left window pane (**FIG. 6a**), the same window without the layer sheet thereon (**FIG. 6b**), and with the layer sheet mounted on the windows upper right hand pane (**FIG. 6c**).

#### **DESCRIPTION OF THE PREFERRED EMBODIMENT**

**FIG. 1** is a front view of the invention's preferred embodiment. In this view the transparent vinyl layer sheet **1** is mounted over a postcard backing material **3** of substantially the same size and dimensions located directly behind and covered by it. This layer sheet **1** thus substantially covers one of the two exposed surfaces (front and back) of the backing material in this figure. Indicia **5**, in this case consisting of the printed or drawn words "HAPPY NEW YEAR", has been applied to the covering vinyl layer sheet. Conceivably any type of data that may be imprinted on or in the vinyl layer sheet can be considered indicia. Thus, indicia may be a photographic image, a printed or drawn letter, a word or words, a pictorial representation or a logo or any

combination thereof as the term is used herein. The indicia mounted on the layer sheet **1** whether in the form of a text or image may be optically scanned, downloaded from a computer monitor or created by means of a resin based thermal transfer and applied to the initially clear thin transparent vinyl sheet material **1**.

**FIG. 2** is a front view of the **FIG. 1** embodiment when the covering transparent vinyl sheet **1** has been peeled back, in the direction of the arrow, at its upper right hand corner part **7** to expose part of the covered postcard backing **3**. There is no adhesive material located between the layer sheet **1** and the postcard backing material **3**. What retains the removal layer sheet to the backing is the well known phenomena of static cling. Such static cling is believed to be created by charges on the electrically insulating vinyl sheet material in layer **1** being attracted to opposite existing charges on the paper or cardboard backing material in the postcard backing material **3**.

**FIG. 3** shows a reverse side view of the postcard backing **3** used in **FIGs. 1** and **2**. From all outward appearances this reverse side is a conventional postcard with space for the receiver's address **9**, a stamp **11** and a message from the sender **13**.

**FIG. 4** shows the transparent layer sheet **1** within a greeting card backing **15** that can be folded at its midsection **17**. The same indicia **5** is visible in this figure as in **FIGs. 1** and **2**. Similar to **FIG. 2** the upper right hand corner of the transparent vinyl layer sheet material **1** has been folded back to reveal the covered backing material **15**. However, in this view the foldable greeting card backing material **15** is twice the exposed front surface area of the covering layer sheet **1** thereby permitting only half of



layer sheet material **1** has been folded back to reveal the covered backing material **15**. However, in this view the foldable greeting card backing material **15** is twice the exposed front surface area of the covering layer sheet **1** thereby permitting only half of one exposed backing side to be covered by the thin transparent vinyl layer sheet **1**.

**FIG. 5** is a perspective front view of the partially folded backing material of **FIG. 4** with its layer sheet when the sheet is mounted on outside of the backing facing front. With this type of card backing material a message can be written on the inside face **19** of the backing sheet by the sender as in a conventional greeting card.

**FIGS. 6a, 6b and 6c** illustrate the layer sheet when removed from its card backing material **3** or **15** as mounted on a lower left glass window pane (**FIG. 6a**), the same window without the layer sheet thereon (**FIG. 6b**), and with the layer sheet mounted on the window's upper right hand glass pane (**FIG. 6c**). In **FIG. 6a** the vinyl layer sheet **1** with its indicia **5** has been completely peeled off its backing material and transported to the glass window pane **21**. Just about any flat smooth surface such as a glass window pane, refrigerator or any other surface material that can be subjected to static cling may be used for this card substituted supporting backing surface. **FIG. 6b** merely shows the same window with the vinyl layer sheet **1** absent. And in **FIG. 6c** the same vinyl layer sheet **1** has been moved from the lower glass pane **21** to the upper right hand glass pane **23**. Should it be desired to reuse the same vinyl layer sheet again it can simply be peeled off the window pane and used in the new supporting backing surface such as a new postcard or greeting card backing.

sheet again it can simply be peeled off the window pane and used in the new supporting backing surface such as a new postcard or greeting card backing.

A clear abrasion guard material may or may not be added and layered over the top surface of the layer sheet **1** for additional surface protection. If desired the bonding properties of static cling may be augmented by using an adhesive material between the backing material and the layer sheet **1** should a permanent or semi-permanent bond between these two materials be desired. Further, as an alternative, a pocket or cut out may be formed in the card backing material **3** or **15** to assist in retaining the vinyl layer sheet **1** to the backing surface.

Clearly almost anything data can be considered visual indicia **5** as such is not restricted to printed or written letters, words, drawings, photographic images, logos or any other symbols or characters. The card's backing material need not be a postcard or a greeting card to be mailed. The backing layer may be used for a tag, a notice, a business card and be mailed with or without being inserted into an envelope.

Although the present invention's preferred embodiment and the method of using the same according to the present invention has been described in the foregoing specification with considerable details, it is to be understood that modifications may be made to the invention which do not exceed the scope of the appended claims and modified forms of the present invention done by others skilled in the art to which the invention pertains will be considered infringements of this invention when those modified forms fall within the claimed scope of this invention.

What I claim as my invention is:

**Claim 1.** A card with a removal and reusable layer sheet comprising:  
a transparent vinyl layer sheet material having indicia thereon; and  
a backing material sheet layered under said vinyl layer sheet and removably retained thereto by static cling without the use of adhesives between the layer sheet and backing sheet.

**Claim 2.** The card as claimed in claim 1, wherein said vinyl layer sheet and said backing material sheet have substantially the same exposed facing surface area with the vinyl layer sheet covering substantially all of one side of the exposed backing material sheet.

**Claim 3.** The card as claimed in claim 2, wherein said backing material sheet has approximately twice the exposed surface area as the vinyl layer sheet whereby approximately half of the exposed backing surface area on one backing side is covered by the vinyl layer sheet.

approximately half of the exposed backing surface area on one backing side is covered by the vinyl layer sheet.

**Claim 4.** The card as claimed in claim 2, wherein said backing material has a reverse exposed side surface with areas designed for the insertion of a receiver's address, a mailing stamp and a sender's message.

**Claim 5.** The apparatus as claimed in claim 3, wherein said backing material has an exposed side surface with provision for the insertion of a receiver's message.

**Claim 6.** The apparatus as claimed in claim 1, said transparent vinyl layer sheet material is made of a clear thin sheet material except for the indicia thereon, said vinyl layer being adapted to be peeled off its supporting backing material by hand without substantially damaging the layer sheet or its indicia.

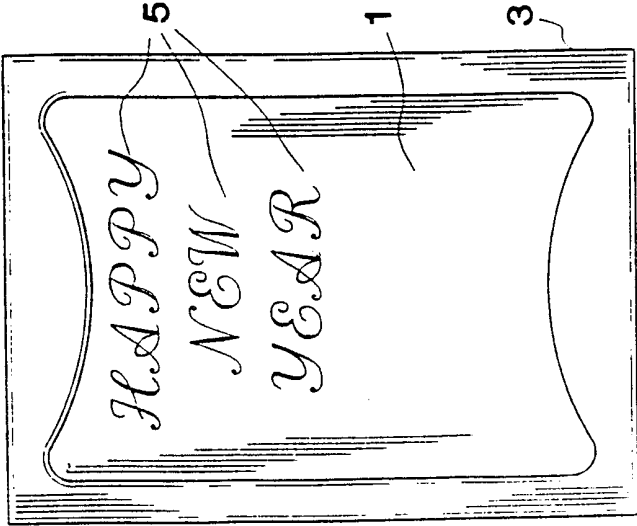


FIG. 1

FIG. 2

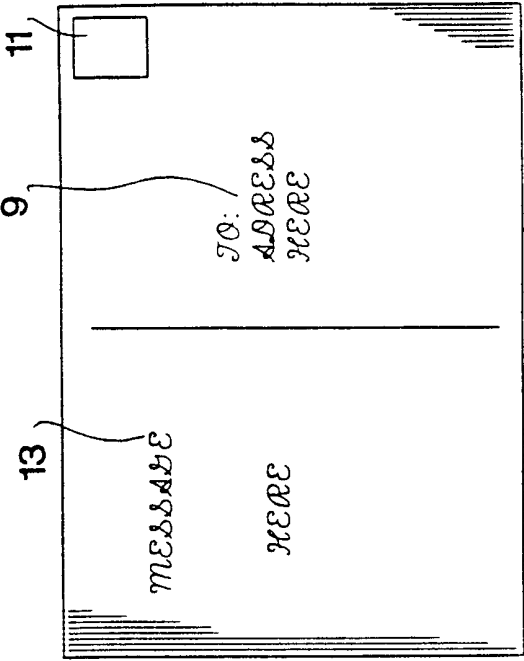
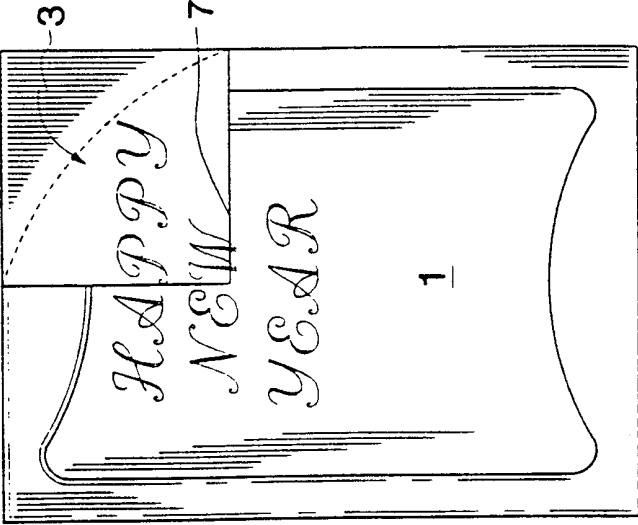


FIG. 3

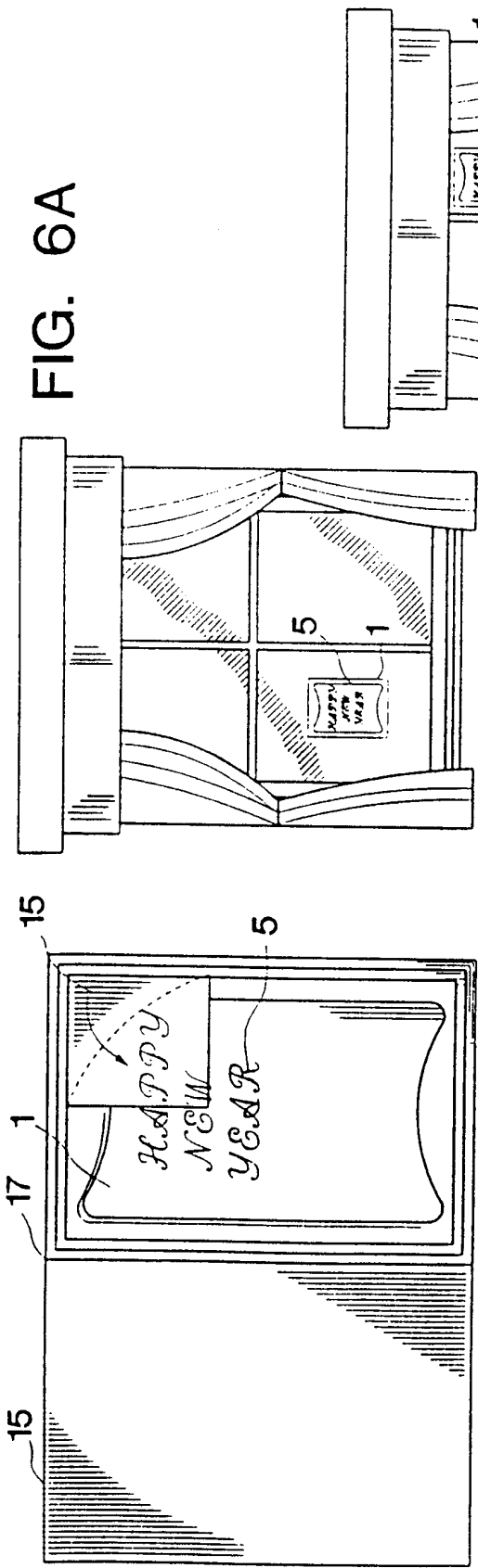


FIG. 6A

FIG. 4

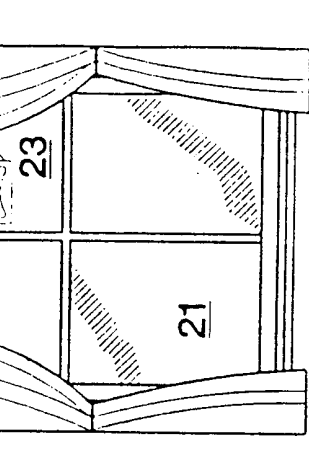


FIG. 6C

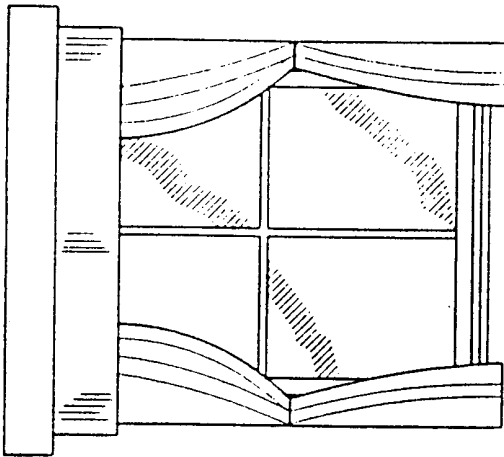


FIG. 6B

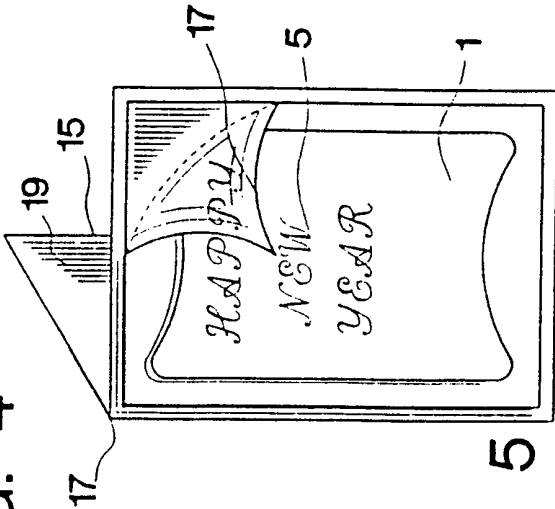


FIG. 5

## INTERNATIONAL SEARCH REPORT

International application No.  
PCT/US98/23221

## A. CLASSIFICATION OF SUBJECT MATTER

IPC(6) :B32B 3/06; B42D 15/02

US CL :428/7, 13, 43, 46

According to International Patent Classification (IPC) or to both national classification and IPC

## B. FIELDS SEARCHED

Minimum documentation searched (classification system followed by classification symbols)

U.S. : 428/7, 13, 43, 46

Documentation searched other than minimum documentation to the extent that such documents are included in the fields searched  
none

Electronic data base consulted during the international search (name of data base and, where practicable, search terms used)  
none

## C. DOCUMENTS CONSIDERED TO BE RELEVANT

Category*	Citation of document, with indication, where appropriate, of the relevant passages	Relevant to claim No.
A	US 4,652,239 A (BRIMBERG) 24 March 1987, see columns 4-7.	1-6
Y	US 5,102,171 A (SAETRE) 07 April 1992, see columns 1-3.	1-6
A	US 5,258,214 A (COOLEDGE ET AL) 02 November 1993, see columns 2-4	1-6



Further documents are listed in the continuation of Box C.



See patent family annex.

* Special categories of cited documents:	"T" later document published after the international filing date or priority date and not in conflict with the application but cited to understand the principle or theory underlying the invention
"A" document defining the general state of the art which is not considered to be of particular relevance	"X" document of particular relevance; the claimed invention cannot be considered novel or cannot be considered to involve an inventive step when the document is taken alone
"B" earlier document published on or after the international filing date	"Y" document of particular relevance; the claimed invention cannot be considered to involve an inventive step when the document is combined with one or more other such documents, such combination being obvious to a person skilled in the art
"L" document which may throw doubts on priority claim(s) or which is cited to establish the publication date of another citation or other special reason (as specified)	"&" document member of the same patent family
"O" document referring to an oral disclosure, use, exhibition or other means	
"P" document published prior to the international filing date but later than the priority date claimed	

Date of the actual completion of the international search

21 JANUARY 1999

Date of mailing of the international search report

22 FEB 1999

Name and mailing address of the ISA/US  
Commissioner of Patents and Trademarks  
Box PCT  
Washington, D.C. 20231

Facsimile No. (703) 305-3230

Authorized officer

Henry F. Epstein

Telephone No. (703) 308-0661