



US00D379832S

# United States Patent [19]

[11] Patent Number: **Des. 379,832**

Ashida

[45] Date of Patent: **\*\*Jun. 10, 1997**

[54] **GAME MACHINE**

[75] Inventor: **Kenichiro Ashida**, Kyoto, Japan

[73] Assignee: **Nintendo of America, Inc.**, Redmond, Wash.

[\*\*] Term: **14 Years**

|            |         |                |           |
|------------|---------|----------------|-----------|
| D. 319,081 | 8/1991  | Ishiwata ..... | D21/48    |
| D. 324,548 | 3/1992  | Ashida .       |           |
| D. 333,686 | 3/1993  | Barr et al. .  |           |
| D. 350,992 | 9/1994  | Barr .         |           |
| D. 355,644 | 2/1995  | Risko .....    | D21/13 X  |
| D. 362,870 | 10/1995 | Oikawa .....   | D21/13    |
| 5,161,803  | 11/1992 | Ohara .....    | 273/434 X |
| 5,213,327  | 5/1993  | Kitaue .....   | 273/148 B |

[21] Appl. No.: **39,776**

[22] Filed: **May 24, 1995**

*Primary Examiner—Prabhakar G. Deshmukh  
Attorney, Agent, or Firm—Nixon & Vanderhye P.C.*

[30] **Foreign Application Priority Data**

[57] **CLAIM**

The ornamental design for a game machine, as shown and described.

|               |      |             |         |
|---------------|------|-------------|---------|
| Jan. 31, 1995 | [JP] | Japan ..... | 7-2361  |
| Jan. 31, 1995 | [JP] | Japan ..... | 7-2362  |
| Jan. 31, 1995 | [JP] | Japan ..... | 7-2363  |
| Jan. 31, 1995 | [JP] | Japan ..... | 7-2364  |
| Jan. 31, 1995 | [JP] | Japan ..... | 7-2365  |
| Apr. 12, 1995 | [JP] | Japan ..... | 7-10321 |

**DESCRIPTION**

FIG. 1 is a top right perspective view of a game machine in accordance with my new design;

[51] **LOC (6) Cl.** ..... **21-01**

[52] **U.S. Cl.** ..... **D21/48**

[58] **Field of Search** ..... D21/1, 13, 48;  
273/148 B, 433-438, DIG. 28; D14/121,  
124, 217

FIG. 2 is a bottom left perspective view thereof;

FIG. 3 is a front elevation view thereof;

FIG. 4 is a top plan view thereof;

FIG. 5 is a rear elevation view thereof;

FIG. 6 is a bottom plan view thereof;

FIG. 7 is a right side view thereof; and,

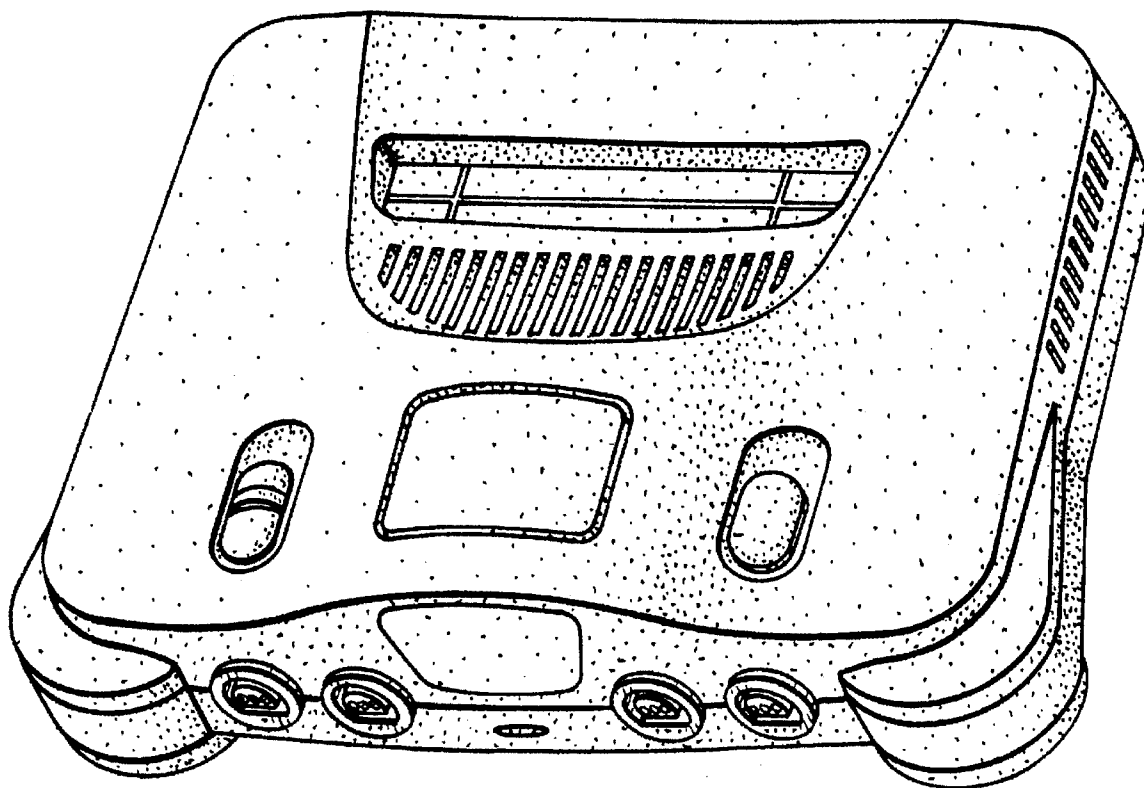
FIG. 8 is a left side view thereof.

[56] **References Cited**

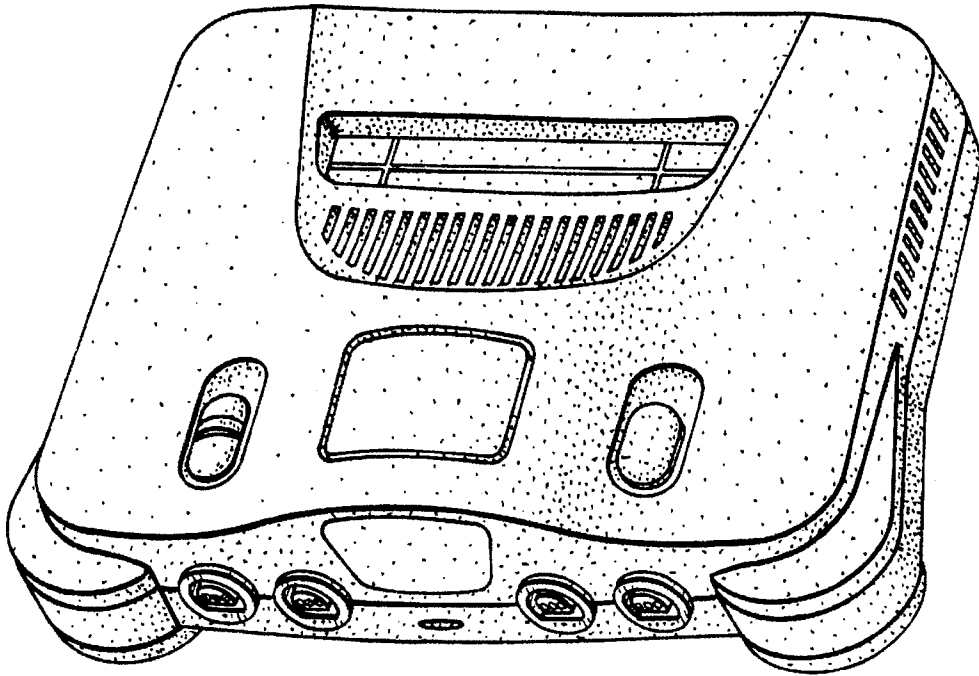
**U.S. PATENT DOCUMENTS**

D. 299,726 2/1989 Yukawa .

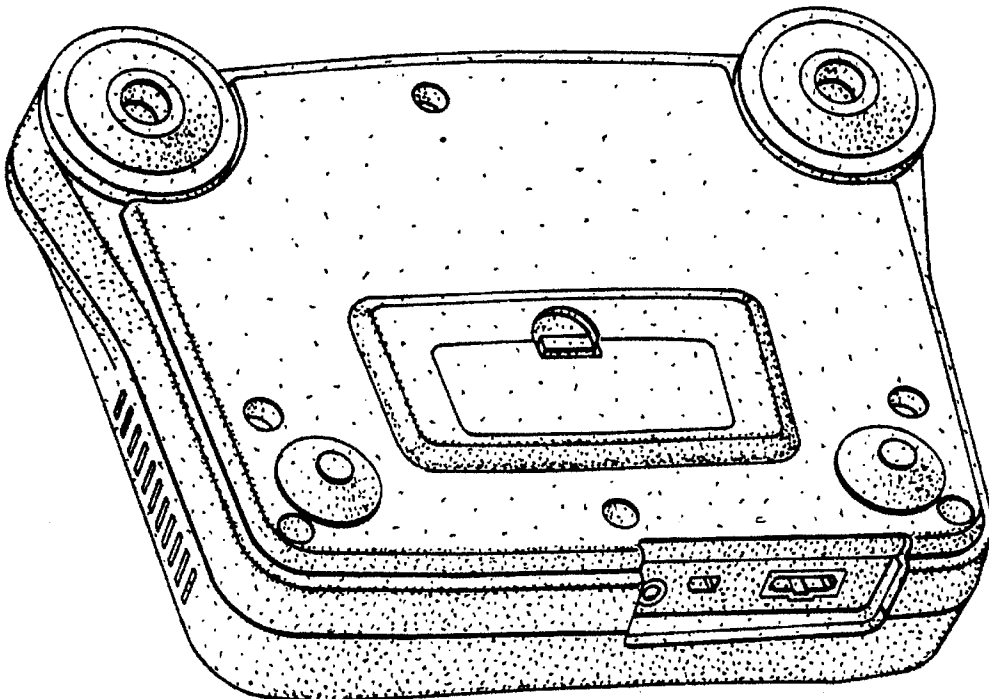
**1 Claim, 4 Drawing Sheets**



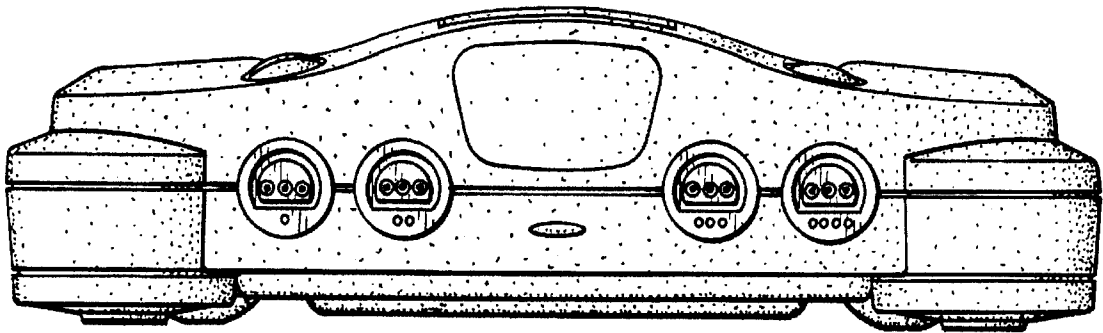
**FIG. 1**



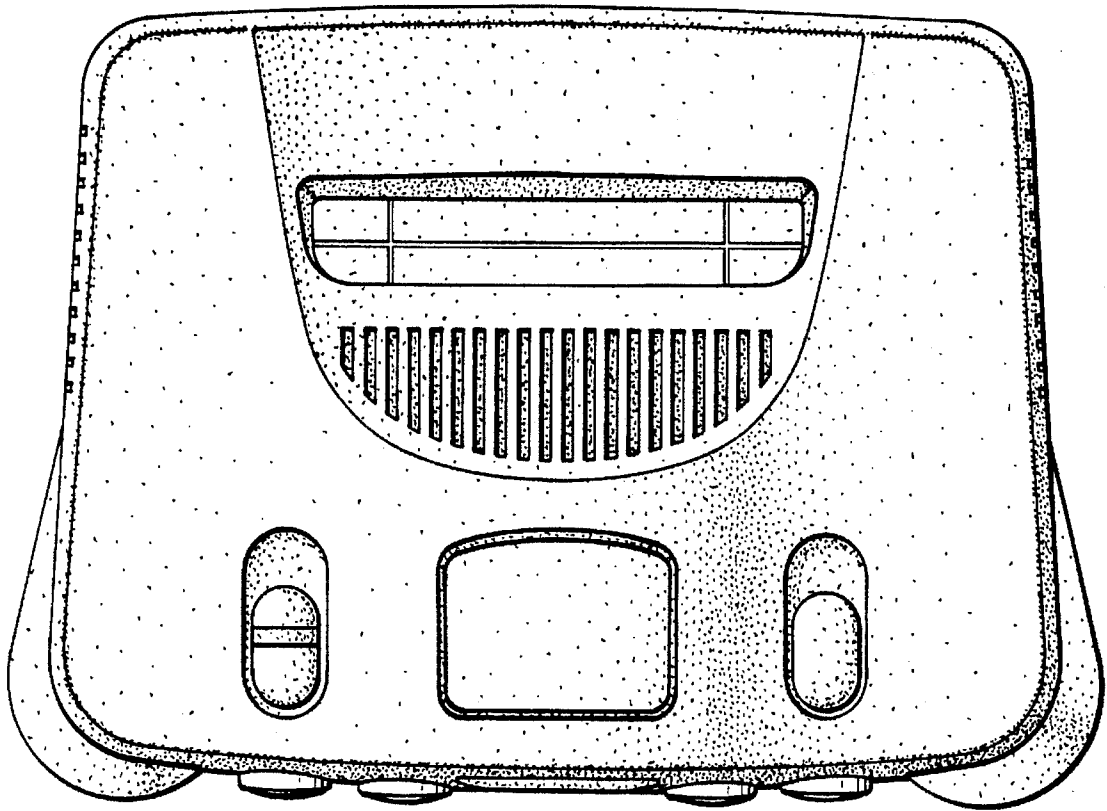
**FIG. 2**



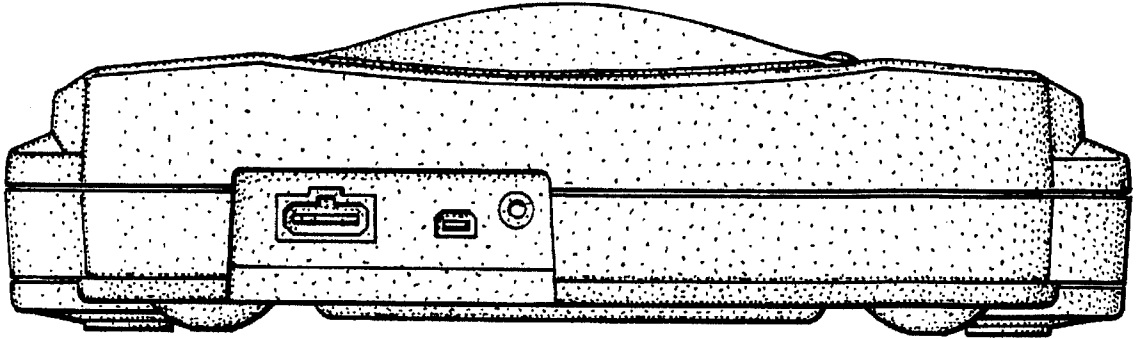
**FIG. 3**



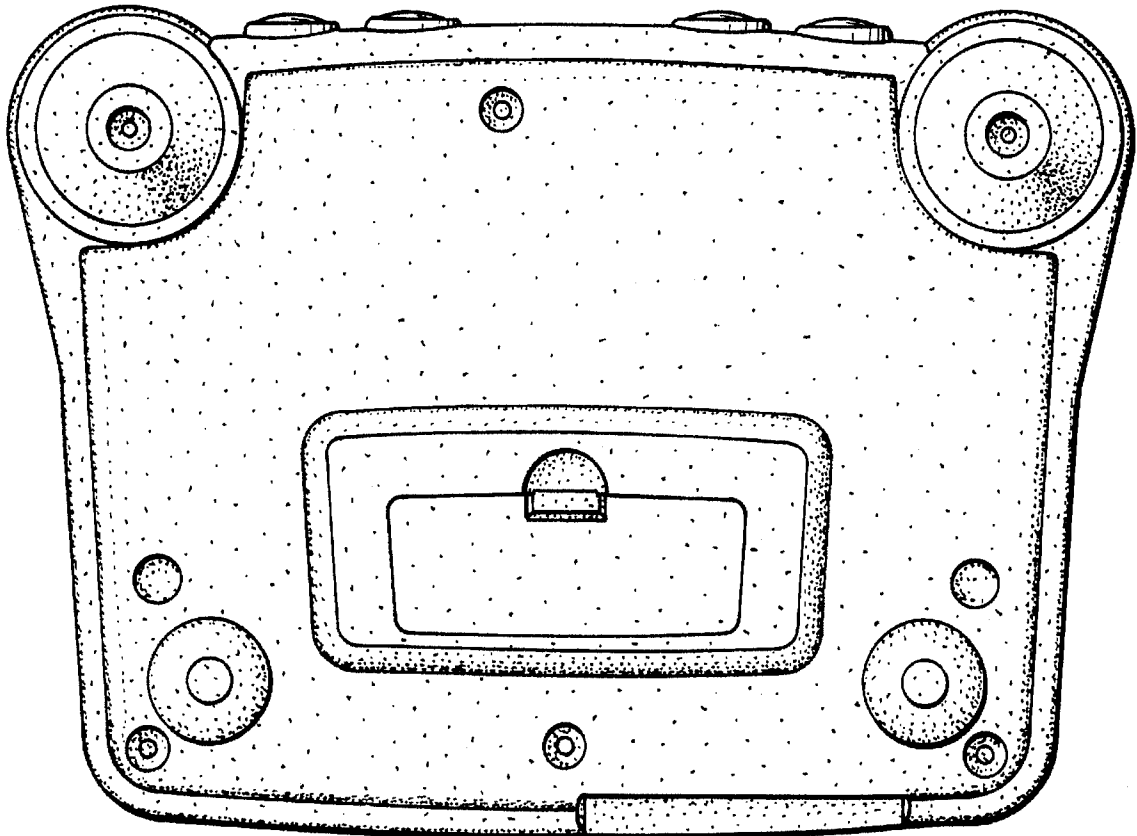
**FIG. 4**



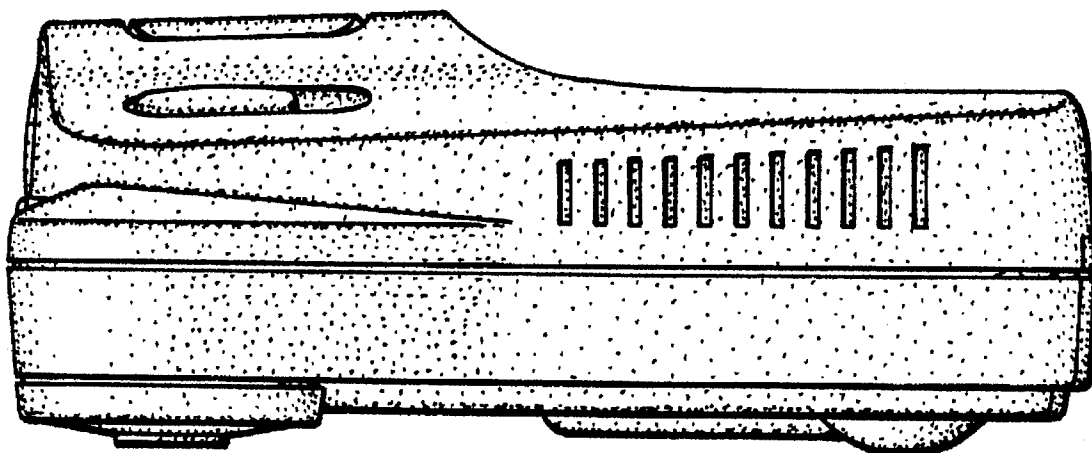
**FIG. 5**



**FIG. 6**



**FIG. 7**



**FIG. 8**

