



(12) **DEMANDE DE BREVET CANADIEN
CANADIAN PATENT APPLICATION**

(13) **A1**

(22) Date de dépôt/Filing Date: 2011/04/12

(41) Mise à la disp. pub./Open to Public Insp.: 2011/10/20

(62) Demande originale/Original Application: 2 797 188

(30) Priorité/Priority: 2010/04/12 (US61/323,145)

(51) Cl.Int./Int.Cl. *C07H 19/06* (2006.01),
C07H 19/10 (2006.01), *C07H 21/00* (2006.01),
C12N 15/11 (2006.01), *C12N 15/115* (2010.01)

(71) Demandeur/Applicant:
SOMALOGIC, INC., US

(72) Inventeurs/Inventors:
ROHLOFF, JOHN, US;
JANJIC, NEBOJSA, US;
CARTER, JEFFREY D., US;
FOWLER, CATHERINE, US

(74) Agent: MBM INTELLECTUAL PROPERTY LAW LLP

(54) Titre : PYRIMIDINES MODIFIEES EN POSITION 5 ET LEUR UTILISATION

(54) Title: 5-POSITION MODIFIED PYRIMIDINES AND THEIR USE

(57) Abrégé/Abstract:

The present disclosure relates to the field of nucleic acid chemistry, specifically to 5-position modified uridines as well as phosphoramidite and triphosphate derivatives thereof. The present disclosure also relates to methods of making and using the same.

ABSTRACT

The present disclosure relates to the field of nucleic acid chemistry, specifically to 5-position modified uridines as well as phosphoramidite and triphosphate derivatives thereof. The present disclosure also relates to methods of making and using the same.

5-POSITION MODIFIED PYRIMIDINES AND THEIR USE

[0001]

FIELD OF THE INVENTION

[0002] The present disclosure relates to the field of nucleic acid chemistry, specifically to 5-position modified uridines as well as phosphoramidites and triphosphates derivatives thereof. The present disclosure also relates to methods of making and using the same. The disclosure includes the use of the modified nucleosides as part of an oligonucleotide or an aptamer.

BACKGROUND

[0003] The following description provides a summary of information relevant to the present disclosure and is not an admission that any of the information provided or publications referenced herein is prior art to the present disclosure.

[0004] There has been considerable interest in developing modified nucleosides as therapeutic agents, diagnostic agents, and for incorporation into oligonucleotides. For example, modified nucleosides such as AZT, ddI, d4T, and others have been used to treat AIDS. 5-trifluoromethyl-2'-deoxyuridine is active against herpetic keratitis and 5-iodo-1-(2-deoxy-2-fluoro-b-D-arabinofuranosyl)cytosine has activity against CMV, VZV, HSV-1, HSV-2 and EBV (A Textbook of Drug Design and Development, Povl Krogsgaard-Larsen and Hans Bundgaard, Eds., Harwood Academic Publishers, 1991, Ch. 15).

[0005] Modified nucleosides have shown utility in diagnostic applications. In these applications, the nucleosides are incorporated into DNA in determinable locations, and various diagnostic methods are used to determine the location of the modified nucleosides. These methods include radiolabeling, fluorescent labeling, biotinylation, and strand cleavage. An example of strand cleavage involves reacting the nucleoside with hydrazine to yield urea nucleosides, then reacting the urea nucleoside with piperidine to cause strand cleavage (the Maxam-Gilbert method).

[0006] Modified nucleosides have also been incorporated into oligonucleotides. There are several ways in which oligonucleotides may be useful as therapeutics. Antisense oligonucleotides can bind certain genetic coding regions in an organism to prevent the expression of proteins or to block various cell functions. Further, a process known as the SELEX process, or systematic Evolution of Ligands for EXponential Enrichment, allows one to identify and produce oligonucleotides (referred to as "aptamers") that selectively bind target molecules. The SELEX process is described in U.S. Pat. No. 5,270,163.

[0007] The SELEX method involves the selection of oligonucleotides from a mixture of candidates to achieve virtually any desired criterion of binding affinity and selectivity. Starting from a random mixture of oligonucleotides, the method involves contacting the mixture with a target under conditions favorable for binding (or interacting), partitioning unbound oligonucleotides from oligonucleotides which have bound to (or interacted with) target molecules, dissociating the oligonucleotide-target pairs, amplifying the oligonucleotides dissociated from the oligonucleotide-target pairs to yield a ligand-enriched mixture of oligonucleotides, then reiterating the steps of binding, partitioning, dissociating and amplifying through as many cycles as desired.

[0008] Modified nucleosides can be incorporated into antisense oligonucleotides, ribozymes, and oligonucleotides used in or identified by the SELEX process. These nucleosides can impart *in vivo* and *in vitro* stability of the oligonucleotides to endo and exonucleases, alter the charge, hydrophilicity or lipophilicity of the molecule, and/or provide differences in three dimensional structure.

[0009] Modifications of nucleosides that have been previously described include 2'-position sugar modifications, 5-position pyrimidine modifications, 8-position purine modifications, modifications at exocyclic amines, substitution of 4-thiouridine, substitution of 5-bromo or 5-iodo-uracil, backbone modifications, and methylations. Modifications have also included 3' and 5' modifications such as capping. PCT WO 91/14696

describes a method for chemically modifying antisense oligonucleotides to enhance entry into a cell.

[0010] U.S. Pat. Nos. 5,428,149, 5,591,843, 5,633,361, 5,719,273, and 5,945,527 describe modifying pyrimidine nucleosides via palladium coupling reactions. In some embodiments a nucleophile and

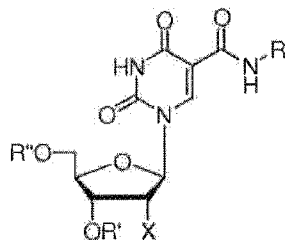
carbon monoxide are coupled to pyrimidine nucleosides containing a leaving group on the 5-position of the pyrimidine ring, preferably forming ester and amide derivatives.

[0011] A variety of methods have been used to render oligonucleotides resistant to degradation by exonucleases. PCT WO 90/15065 describes a method for making exonuclease-resistant oligonucleotides by incorporating two or more phosphoramidite, phosphoromonothionate and/or phosphorodithionate linkages at the 5' and/or 3' ends of the oligonucleotide. PCT WO 91/06629 discloses oligonucleotides with one or more phosphodiester linkages between adjacent nucleosides replaced by forming an acetal/ketal type linkage which is capable of binding RNA or DNA.

[0012] It would be advantageous to provide new nucleosides for therapeutic and diagnostic applications and for inclusion in oligonucleotides. When incorporated in oligonucleotides, it would be advantageous to provide new oligonucleotides that exhibit different high affinity binding to target molecules, and/or show increased resistance to exonucleases and endonucleases than oligonucleotides prepared from naturally occurring nucleosides. It would also be useful to provide nucleotides with modifications that impart a biological activity other than, or in addition to, endonuclease and exonuclease resistance.

SUMMARY

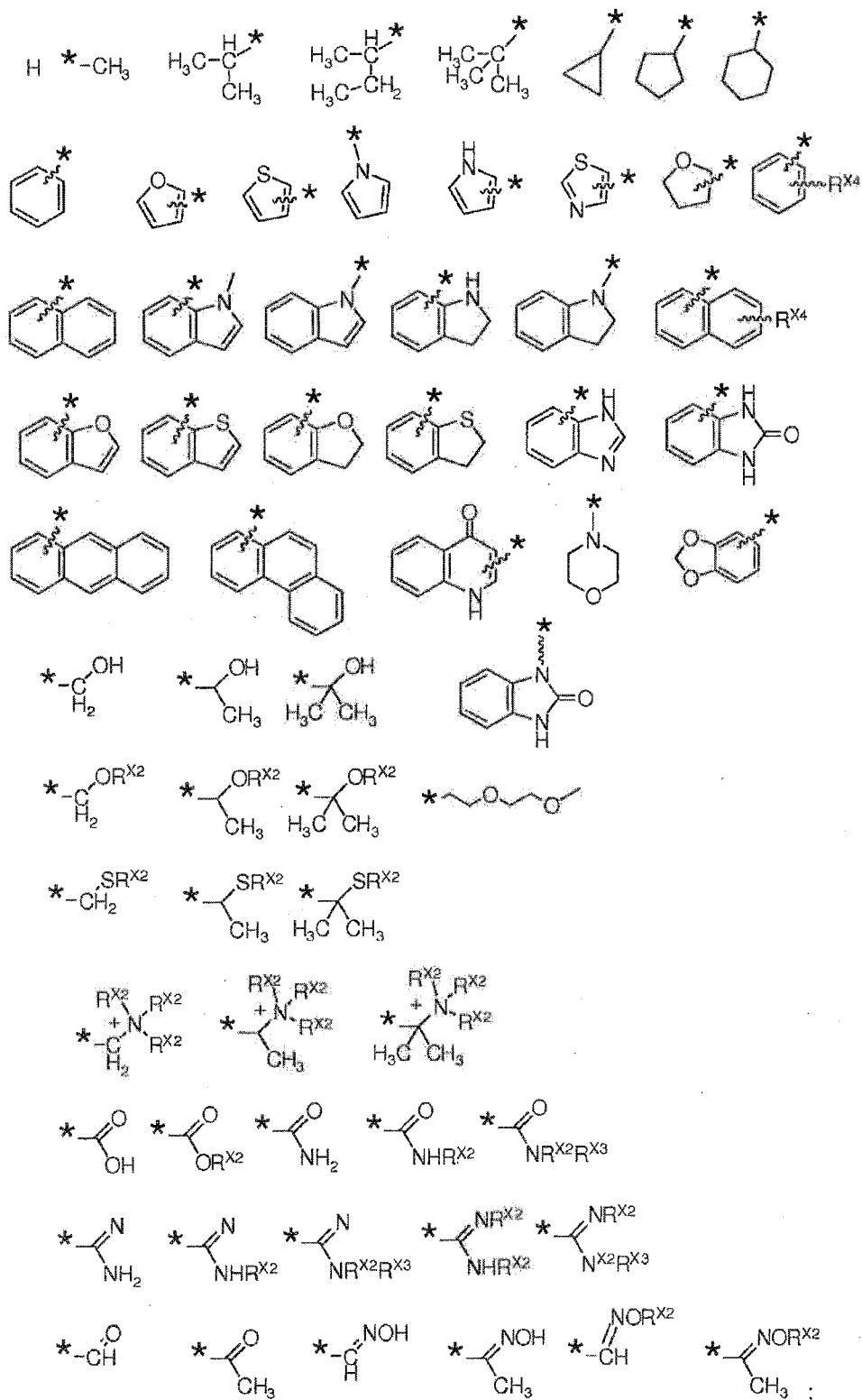
[0013] The present disclosure provides 5-position modified uridines of the following general formula:



wherein

R is selected from the group consisting of $-(CH_2)_n-R^{X1}$;

R^{X1} is selected from the group consisting of



* Denotes point of attachment of the $\text{R}^{\text{X}1}$ group to $(\text{CH}_2)_n$ connecting group

wherein

R^{X4} is selected from the group consisting of a branched or linear lower alkyl (C1-C20); halogen (F, Cl, Br, I); nitrile (CN); boronic acid (BO_2H_2); carboxylic acid (COOH); carboxylic acid ester ($COOR^{X2}$); primary amide ($CONH_2$); secondary amide ($CONHR^{X2}$); tertiary amide ($CONR^{X2}R^{X3}$); sulfonamide (SO_2NH_2); N-alkylsulfonamide ($SONHR^{X2}$);

wherein

R^{X2} , R^{X3} are independently selected from the group consisting of a branched or linear lower alkyl (C1-C20); phenyl (C_6H_5); an R^{X4} substituted phenyl ring ($R^{X4}C_6H_4$), wherein R^{X4} is defined above; a carboxylic acid (COOH); a carboxylic acid ester ($COOR^{X5}$), wherein R^{X5} is a branched or linear lower alkyl (C1-C20); and cycloalkyl, wherein $R^{X2} = R^{X3} = (CH_2)_n$;

wherein $n = 0-10$;

wherein

X is selected from the group including, but not limited to -H, -OH, -OMe, -O-allyl, -F, -OEt, -OPr, $-OCH_2CH_2OCH_3$ and -azido;

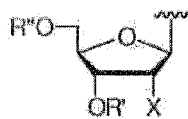
wherein

R' is selected from the group including, but not limited to -OAc; -OBz; and $-OSiMe_2tBu$;

wherein

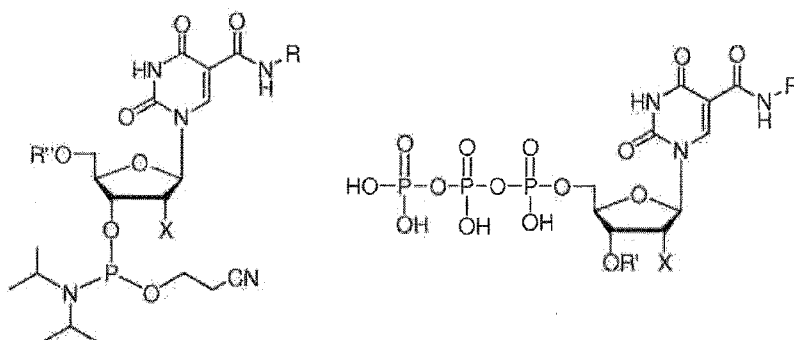
R'' is selected from the group including, but not limited to H, DMT and triphosphate ($-P(O)(OH)-O-P(O)(OH)-O-P(O)(OH)_2$) or a salt thereof; and

wherein



can be replaced with carbocyclic sugar analogs, α -anomeric sugars, epimeric sugars such as arabinose, xyloses or lyxoses, pyranose sugars, furanose sugars, sedoheptuloses, acyclic analogs and abasic nucleoside analogs such as methyl riboside.

[0014] Included are 3'-phosphoramidite and 5'-triphosphate derivatives of said compounds having the following general formulas, respectively or salts thereof:



wherein all moieties are as defined above.

[0015] The compounds of the present disclosure can be incorporated into oligonucleotides or aptamers using standard synthetic or enzymatic methods of preparing such compounds.

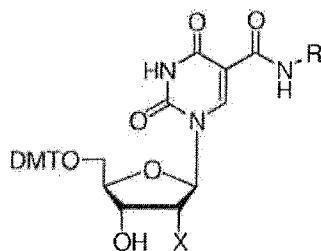
[0016] Also provided in the present disclosure are methods for producing the compounds of the present disclosure and the compounds produced by said methods.

[0017] In one embodiment, a method is provided for preparing a C-5 modified aminocarbonylpyrimidine said method comprising: reacting a pyrimidine modified at the 5-position with a trifluoroethoxycarbonyl with an amine in the presence of a base; and isolating said C-5 modified aminocarbonylpyrimidine.

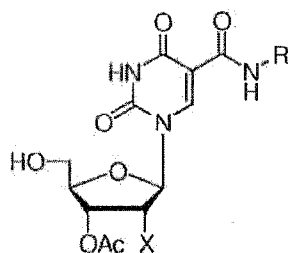
[0018] In another embodiment, a method is provided for preparing a 3'-phosphoramidite of a C-5 modified aminocarbonylpyrimidine said method comprising: reacting said C-5 modified aminocarbonylpyrimidine with cyanoethyldiisopropylchlorophosphoramidite in the presence of a base; and isolating said 3'-phosphoramidite.

[0019] In yet another embodiment, a method is provided for preparing a 5'-triphosphate of a C-5 modified aminocarbonylpyrimidine said method comprising:

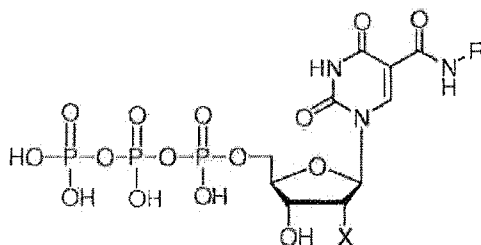
- a) reacting a C-5 modified aminocarbonylpyrimidine having the formula:



wherein R and X are as defined above, with acetic anhydride in the presence of a base, followed by cleavage of the 5'-DMT group with an acid to form a 3'-acetate of the following structure:



- b) performing a Ludwig-Eckstein reaction followed by anion exchange chromatography on the 3'-acetate of step a); and
- c) isolating a 5'-triphosphate of a C-5 modified aminocarbonylpyrimidine having the following structure or a salt thereof:



DETAILED DESCRIPTION

[0020] Reference will now be made in detail to representative embodiments of the invention. While the invention will be described in conjunction with the enumerated embodiments, it will be understood that the invention is not intended to be limited to those embodiments. On the contrary, the invention is intended to cover all alternatives, modifications, and equivalents that may be included within the scope of the present invention as defined by the claims.

[0021] One skilled in the art will recognize many methods and materials similar or equivalent to those described herein, which could be used in and are within the scope of the practice of the present disclosure. The present disclosure is in no way limited to the methods and materials described.

[0022] Unless defined otherwise, technical and scientific terms used herein have the same meaning as commonly understood by one of ordinary skill in the art(s) to which this invention belongs. Although any methods, devices, and materials similar or equivalent to those described herein can be used in the practice or testing of the invention, the preferred methods, devices and materials are now described.

[0023] All publications, published patent documents, and patent applications cited in this disclosure are indicative of the level of skill in the art(s) to which the disclosure pertains.

[0024] As used in this disclosure, including the appended claims, the singular forms "a," "an," and "the" include plural references, unless the content clearly dictates otherwise, and are used interchangeably with "at least one" and "one or more." Thus, reference to "an aptamer" includes mixtures of aptamers, and the like.

[0025] As used herein, the term "about" represents an insignificant modification or variation of the numerical value such that the basic function of the item to which the numerical value relates is unchanged.

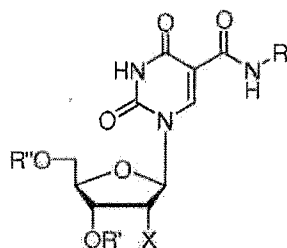
[0026] The term "each" when used herein to refer to a plurality of items is intended to refer to at least two of the items. It need not require that all of the items forming the plurality satisfy an associated additional limitation.

[0027] As used herein, the terms "comprises," "comprising," "includes," "including," "contains," "containing," and any variations thereof, are intended to cover a non-exclusive inclusion, such that a process, method, product-by-process, or composition of matter that comprises, includes, or contains an element or list of elements does not include only those elements but may include other elements not expressly listed or inherent to such process, method, product-by-process, or composition of matter.

[0028] As used herein, the term "nucleotide" refers to a ribonucleotide or a deoxyribonucleotide, or a modified form thereof, as well as an analog thereof. Nucleotides include species that include purines (*e.g.*, adenine, hypoxanthine, guanine, and their derivatives and analogs) as well as pyrimidines (*e.g.*, cytosine, uracil, thymine, and their derivatives and analogs).

Compounds

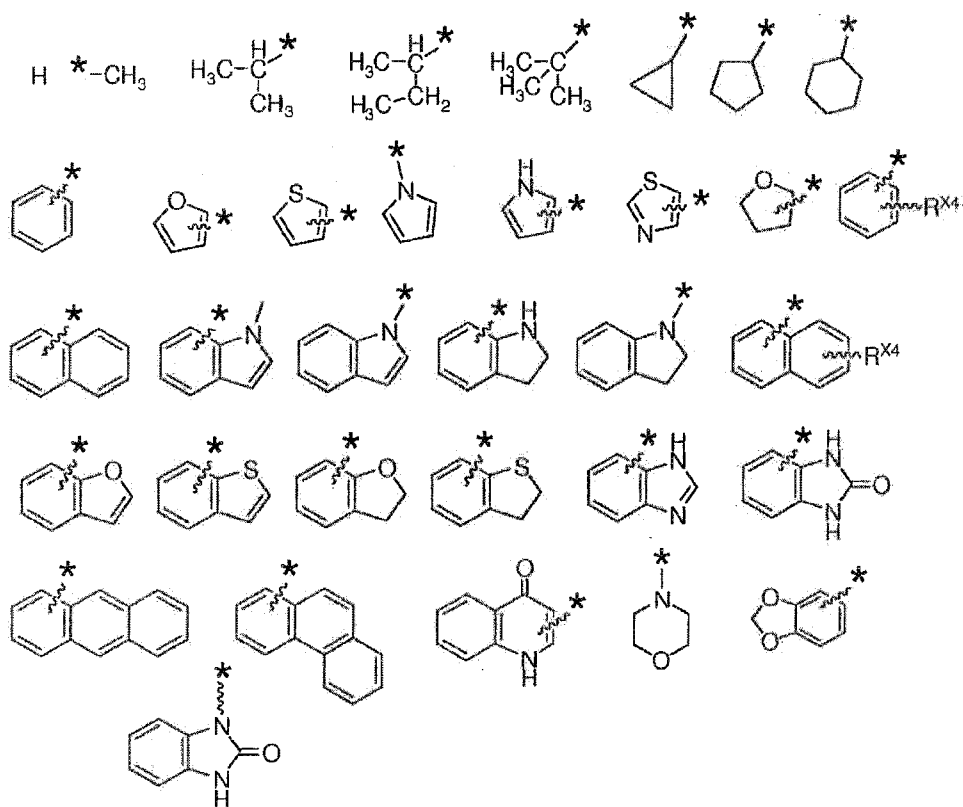
[0029] In one embodiment, the present disclosure provides compounds of the following formula:

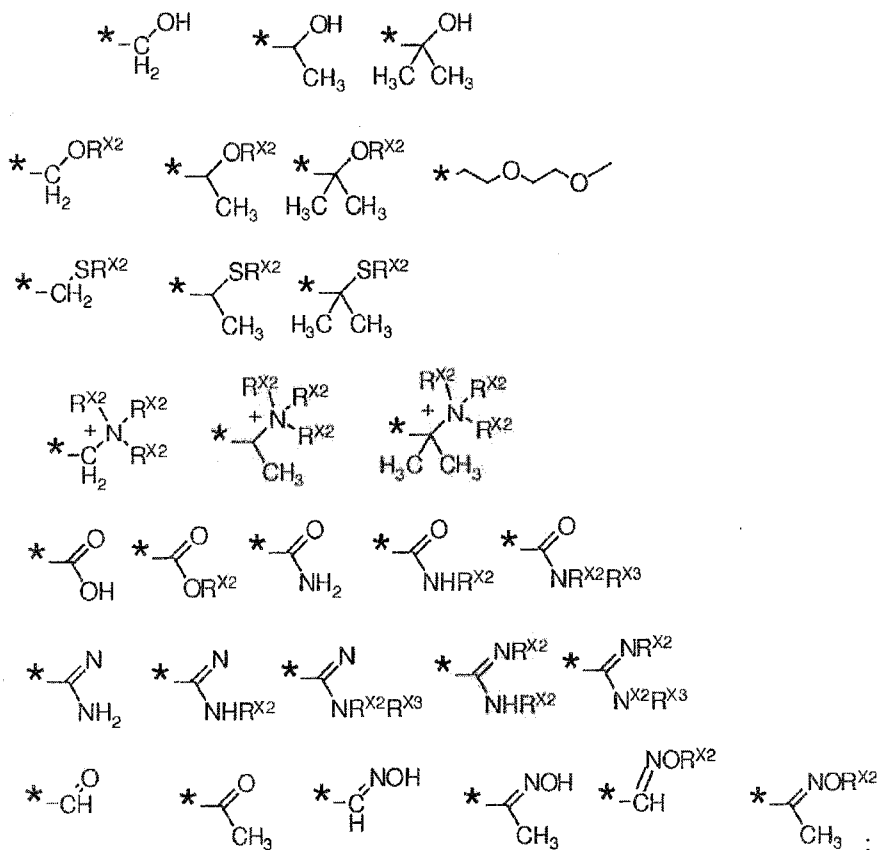


wherein

R is selected from the group consisting of $-(CH_2)_n-R^{X1}$;

R^{X1} is selected from the group consisting of





* Denotes point of attachment of the $\text{R}^{\text{X}1}$ group to $(\text{CH}_2)_n$ connecting group

wherein

$\text{R}^{\text{X}4}$ is selected from the group including, but not limited to, a branched or linear lower alkyl (C1-C20); halogen (F, Cl, Br, I); nitrile (CN); boronic acid (BO_2H_2); carboxylic acid (COOH); carboxylic acid ester ($\text{COOR}^{\text{X}2}$); primary amide (CONH_2); secondary amide ($\text{CONHR}^{\text{X}2}$); tertiary amide ($\text{CONR}^{\text{X}2}\text{R}^{\text{X}3}$); sulfonamide (SO_2NH_2); and N-alkylsulfonamide ($\text{SONHR}^{\text{X}2}$);

wherein

$\text{R}^{\text{X}2}$, $\text{R}^{\text{X}3}$ are independently selected from the group including, but not limited to a branched or linear lower alkyl (C1-C20); phenyl (C_6H_5); an $\text{R}^{\text{X}4}$ substituted phenyl ring ($\text{R}^{\text{X}4}\text{C}_6\text{H}_4$), wherein $\text{R}^{\text{X}4}$ is defined above; a carboxylic acid (COOH); a carboxylic acid ester ($\text{COOR}^{\text{X}5}$), wherein $\text{R}^{\text{X}5}$ is a branched or linear lower alkyl (C1-C20); and cycloalkyl, wherein $\text{R}^{\text{X}2} = \text{R}^{\text{X}3} = (\text{CH}_2)_n$;

wherein $n = 0-10$;

wherein

X is selected from the group including, but not limited to -H, -OH, -OMe, -O-allyl, -F, -OEt, -OPr, -OCH₂CH₂OCH₃ and -azido;

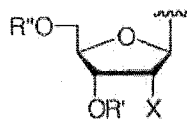
wherein

R' is selected from the group including, but not limited to -OH, -OAc, -OBz, -C(O)CH₂OCH₃, and -OSiMe₂tBu;

wherein

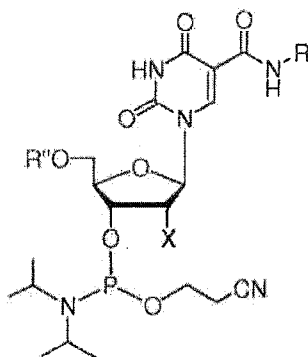
R'' is selected from the group including, but not limited to -H, 4,4'-dimethoxytrityl (DMT), and triphosphate (-P(O)(OH)-O-P(O)(OH)-O-P(O)(OH)₂) or a salt thereof; and;

wherein



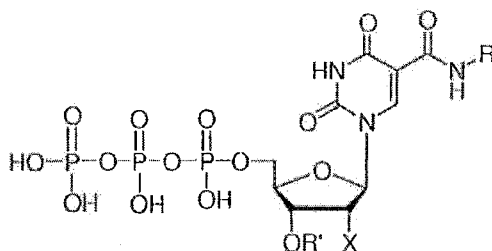
can be replaced with carbocyclic sugar analogs, α -anomeric sugars, epimeric sugars such as arabinose, xyloses or lyxoses, pyranose sugars, furanose sugars, sedoheptuloses, acyclic analogs and abasic nucleoside analogs such as methyl riboside.

[0030] In another embodiment, the present disclosure provides compounds of the following formula or salts thereof:



wherein R, R'' and X are as defined above. Compounds of this general formula are useful for incorporation of the modified nucleoside into an oligonucleotide by chemical synthesis.

[0031] In yet other embodiments, the present disclosure provides compounds of the formula or salts thereof:

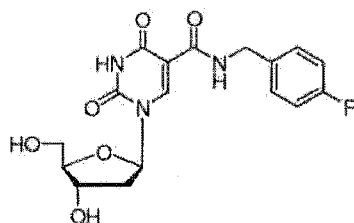


wherein R, R' and X are as defined above. Compounds of this general formula are useful for incorporation of the modified nucleoside into an oligonucleotide by enzymatic synthesis.

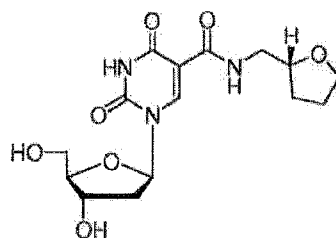
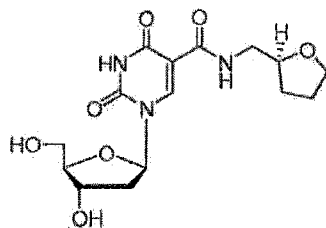
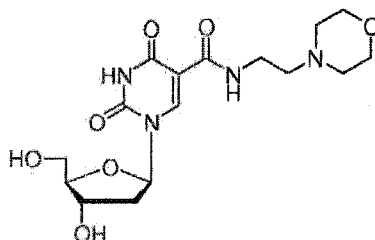
[0032] As used herein, the term "C-5 modified carboxyamideuridine" or "C-5 modified aminocarbonyluridine" refers to a uridine with a carboxamide (-C(O)NH-) modification at the C-5 position of the uridine including, but not limited to, those moieties (R) illustrated above. Examples of a C-5 modified carboxyamideuridines include those described in U.S. Pat. Nos. 5,719,273 and 5,945,527

entitled "Nuclease Resistant Oligonucleotides." Representative C-5 modified pyrimidines include: 5-(N-benzylcarboxyamide)-2'-deoxyuridine (BndU), 5-(N-benzylcarboxyamide)-2'-O-methyluridine, 5-(N-benzylcarboxyamide)-2'-fluorouridine, 5-(N-isobutylcarboxyamide)-2'-deoxyuridine (iBudU), 5-(N-isobutylcarboxyamide)-2'-O-methyluridine, 5-(N-isobutylcarboxyamide)-2'-fluorouridine, 5-(N-tryptaminocarboxyamide)-2'-deoxyuridine (TrpdU), 5-(N-tryptaminocarboxyamide)-2'-O-methyluridine, 5-(N-tryptaminocarboxyamide)-2'-fluorouridine, 5-(N-[1-(3-trimethylamonium) propyl]carboxyamide)-2'-deoxyuridine chloride, 5-(N-naphthylmethylcarboxyamide)-2'-deoxyuridine (NapdU), 5-(N-naphthylmethylcarboxyamide)-2'-O-methyluridine, 5-(N-naphthylmethylcarboxyamide)-2'-fluorouridine or 5-(N-[1-(2,3-dihydroxypropyl)]carboxyamide)-2'-deoxyuridine).

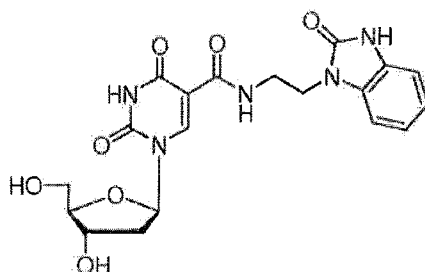
[0033] Specific examples of C-5 modified aminocarbonyluridines, described herein for purposes of illustration only, include the following compounds as well as the 5'-triphosphates and 3'-phosphoramidites and salts thereof of said compounds, the syntheses of which are described in Examples 1-5.



5-(4-Fluorobenzylaminocarbonyl)-2'-deoxyuridine,

5-((*R*)-2-Furfurylmethylaminocarbonyl)-2'-deoxyuridine,5-((*S*)-2-Furfurylmethylaminocarbonyl)-2'-deoxyuridine,

5-(2-(4-Morpholino)ethylaminocarbonyl)-2'-deoxyuridine; and



5-(2-(1-(3-Acetyl-benzimidazolonyl))ethylaminocarbonyl)-2'-deoxyuridine.

[0034] Chemical modifications of the C-5 modified uridines described herein can also be combined with, singly or in any combination, 2'-position sugar modifications, modifications at exocyclic amines, and substitution of 4-thiouridine and the like.

Salts

[0035] It may be convenient or desirable to prepare, purify, and/or handle a corresponding salt of the compound, for example, a pharmaceutically-acceptable salt.

Examples of pharmaceutically acceptable salts are discussed in Berge *et al.*

"Pharmaceutically Acceptable Salts" (1977) J. Pharm. Sci. 66:1-19.

[0036] For example, if the compound is anionic, or has a functional group which may be anionic (e.g., -COOH may be -COO⁻), then a salt may be formed with a suitable cation.

Examples of suitable inorganic cations include, but are not limited to, alkali metal ions such as Na⁺ and K⁺, alkaline earth cations such as Ca²⁺ and Mg²⁺, and other cations such as Al³⁺.

Examples of suitable organic cations include, but are not limited to, ammonium ion (i.e., NH₄⁺) and substituted ammonium ions (e.g., NH₃R^{x+}, NH₂R₂^{x+}, NHR₃^{x+}, NR₄^{x+}). Examples of some suitable substituted ammonium ions are those derived from: ethylamine, diethylamine, dicyclohexylamine, triethylamine, butylamine, ethylenediamine, ethanolamine, diethanolamine, piperazine, benzylamine, phenylbenzylamine, choline, meglumine, and tromethamine, as well as amino acids, such as lysine and arginine. An example of a common quaternary ammonium ion is N(CH₃)₄⁺.

[0037] If the compound is cationic, or has a functional group which may be cationic (e.g., -NH₂ may be -NH₃⁺), then a salt may be formed with a suitable anion. Examples of suitable inorganic anions include, but are not limited to, those derived from the following inorganic acids: hydrochloric, hydrobromic, hydroiodic, sulfuric, sulfurous, nitric, nitrous, phosphoric, and phosphorous.

[0038] Examples of suitable organic anions include, but are not limited to, those derived from the following organic acids: 2-acetoxybenzoic, acetic, ascorbic, aspartic, benzoic, camphorsulfonic, cinnamic, citric, edetic, ethanedisulfonic, ethanesulfonic, fumaric, glucoheptonic, gluconic, glutamic, glycolic, hydroxymaleic, hydroxynaphthalene carboxylic, isethionic, lactic, lactobionic, lauric, maleic, malic, methanesulfonic, mucic, oleic, oxalic, palmitic, pantoic, pantothenic, phenylacetic, phenylsulfonic, propionic, pyruvic, salicylic, stearic, succinic, sulfanilic, tartaric, toluenesulfonic, and valeric. Examples of suitable polymeric organic anions include, but are not limited to, those derived from the following polymeric acids: tannic acid, carboxymethyl cellulose.

[0039] Unless otherwise specified, a reference to a particular compound also includes salt forms thereof.

Preparation of Oligonucleotides

[0040] In one aspect, the instant disclosure provides methods for using the modified nucleosides described herein, either alone or in combination with other modified nucleosides and/or naturally occurring nucleosides, to prepare modified oligonucleotides. The automated synthesis of oligodeoxynucleosides is routine practice in many laboratories (see e.g., Matteucci, M. D. and Caruthers, M. H., (1990) *J. Am. Chem. Soc.*, 103:3185-3191.

Synthesis of oligoribonucleosides is also well known (see e.g. Scaringe, S. A., *et al.*, *Nucleic Acids Res.* 18:5433-5441 (1990).

As noted above, the phosphoramidites are useful for incorporation of the modified nucleoside into an oligonucleotide by chemical synthesis, and the triphosphates are useful for incorporation of the modified nucleoside into an oligonucleotide by enzymatic synthesis. (See e.g., Vaught, J. V., *et al.* (2010) *J. Am. Chem. Soc.*, 132, 4141-4151; Gait, M. J. "Oligonucleotide Synthesis a practical approach" (1984) IRL Press (Oxford, UK); Herdewijn, P. "Oligonucleotide Synthesis" (2005) (Humana Press, Totowa, NJ).

[0041] As used herein, the terms "modify," "modified," "modification," and any variations thereof, when used in reference to an oligonucleotide, means that at least one of the four constituent nucleotide bases (*i.e.*, A, G, T/U, and C) of the oligonucleotide is an analog or ester of a naturally occurring nucleotide. In some embodiments, the modified nucleotide confers nuclease resistance to the oligonucleotide. Additional modifications can include backbone modifications, methylations, unusual base-pairing combinations such as the isobases isocytidine and isoguanidine, and the like. Modifications can also include 3' and 5' modifications, such as capping. Other modifications can include substitution of one or more of the naturally occurring nucleotides with an analog, internucleotide modifications such as, for example, those with uncharged linkages (*e.g.*, methyl phosphonates, phosphotriesters, phosphoamidates, carbamates, *etc.*) and those with charged linkages (*e.g.*, phosphorothioates, phosphorodithioates, *etc.*), those with intercalators (*e.g.*, acridine, psoralen, *etc.*), those containing chelators (*e.g.*, metals, radioactive metals, boron, oxidative metals, *etc.*), those containing alkylators, and those with modified linkages (*e.g.*, alpha anomeric nucleic acids, *etc.*). Further, any of the hydroxyl groups ordinarily present on the sugar of a nucleotide may be replaced by a phosphonate group or a phosphate group; protected by standard protecting

groups; or activated to prepare additional linkages to additional nucleotides or to a solid support. The 5' and 3' terminal OH groups can be phosphorylated or substituted with amines, organic capping group moieties of from about 1 to about 20 carbon atoms, polyethylene glycol (PEG) polymers in one embodiment ranging from about 10 to about 80 kDa, PEG polymers in another embodiment ranging from about 20 to about 60 kDa, or other hydrophilic or hydrophobic biological or synthetic polymers.

[0042] Polynucleotides can also contain analogous forms of ribose or deoxyribose sugars that are generally known in the art, including 2'-O-methyl, 2'-O-allyl, 2'-O-ethyl, 2'-O-propyl, 2'-O-CH₂CH₂OCH₃, 2'-fluoro- or 2'-azido, carbocyclic sugar analogs, α -anomeric sugars, epimeric sugars such as arabinose, xyloses or lyxoses, pyranose sugars, furanose sugars, sedoheptuloses, acyclic analogs and abasic nucleoside analogs such as methyl riboside. As noted above, one or more phosphodiester linkages may be replaced by alternative linking groups. These alternative linking groups include embodiments wherein phosphate is replaced by P(O)S ("thioate"), P(S)S ("dithioate"), (O)NR^x₂ ("amidate"), P(O)R^x, P(O)OR^x, CO or CH₂ ("formacetal"), in which each R^x or R^x_i are independently H or substituted or unsubstituted alkyl (C1-C20) optionally containing an ether (-O-) linkage, aryl, alkenyl, cycloalkyl, cycloalkenyl or araldyl. Not all linkages in a polynucleotide need be identical. Substitution of analogous forms of sugars, purines, and pyrimidines can be advantageous in designing a final product, as can alternative backbone structures like a polyamide backbone, for example.

[0043] If present, a modification to the nucleotide structure can be imparted before or after assembly of a polymer. A sequence of nucleotides can be interrupted by non-nucleotide components. A polynucleotide can be further modified after polymerization, such as by conjugation with a labeling component.

[0044] As used herein, "nucleic acid," "oligonucleotide," and "polynucleotide" are used interchangeably to refer to a polymer of nucleotides and include DNA, RNA, DNA/RNA hybrids and modifications of these kinds of nucleic acids, oligonucleotides and polynucleotides, wherein the attachment of various entities or moieties to the nucleotide units at any position are included. The terms "polynucleotide," "oligonucleotide," and "nucleic acid" include double- or single-stranded molecules as well as triple-helical molecules. Nucleic acid, oligonucleotide, and polynucleotide are broader terms than the term aptamer and, thus, the terms nucleic acid, oligonucleotide, and polynucleotide include polymers of

nucleotides that are aptamers but the terms nucleic acid, oligonucleotide, and polynucleotide are not limited to aptamers.

[0045] As used herein, the term "at least one nucleotide" when referring to modifications of a nucleic acid, refers to one, several, or all nucleotides in the nucleic acid, indicating that any or all occurrences of any or all of A, C, T, G or U in a nucleic acid may be modified or not.

[0046] In other aspects, the instant disclosure methods for using the modified nucleosides described herein, either alone or in combination with other modified nucleosides and/or naturally occurring nucleosides, to prepare aptamers and SOMAmers (described below). In specific embodiments, the aptamers and SOMAmers are prepared using the general SELEX or improved SELEX process as described below.

[0047] As used herein, "nucleic acid ligand," "aptamer," "SOMAmer," and "clone" are used interchangeably to refer to a non-naturally occurring nucleic acid that has a desirable action on a target molecule. A desirable action includes, but is not limited to, binding of the target, catalytically changing the target, reacting with the target in a way that modifies or alters the target or the functional activity of the target, covalently attaching to the target (as in a suicide inhibitor), and facilitating the reaction between the target and another molecule. In one embodiment, the action is specific binding affinity for a target molecule, such target molecule being a three dimensional chemical structure other than a polynucleotide that binds to the nucleic acid ligand through a mechanism which is independent of Watson/Crick base pairing or triple helix formation, wherein the aptamer is not a nucleic acid having the known physiological function of being bound by the target molecule. Aptamers to a given target include nucleic acids that are identified from a candidate mixture of nucleic acids, where the aptamer is a ligand of the target, by a method comprising: (a) contacting the candidate mixture with the target, wherein nucleic acids having an increased affinity to the target relative to other nucleic acids in the candidate mixture can be partitioned from the remainder of the candidate mixture; (b) partitioning the increased affinity nucleic acids from the remainder of the candidate mixture; and (c) amplifying the increased affinity nucleic acids to yield a ligand-enriched mixture of nucleic acids, whereby aptamers of the target molecule are identified. It is recognized that affinity interactions are a matter of degree; however, in this context, the "specific binding affinity" of an aptamer for its target means that the aptamer binds to its target generally with a much higher degree of affinity than it binds to other, non-target, components in a mixture or sample. An "aptamer," "SOMAmer," or "nucleic acid

ligand" is a set of copies of one type or species of nucleic acid molecule that has a particular nucleotide sequence. An aptamer can include any suitable number of nucleotides.

"Aptamers" refer to more than one such set of molecules. Different aptamers can have either the same or different numbers of nucleotides. Aptamers may be DNA or RNA and may be single stranded, double stranded, or contain double stranded or triple stranded regions.

[0048] As used herein, a "SOMAmer" or Slow Off-Rate Modified Aptamer refers to an aptamer having improved off-rate characteristics. SOMAmers can be generated using the improved SELEX methods described in U.S. Publication No. 20090004667, entitled "Method for Generating Aptamers with Improved Off-Rates."

[0049] As used herein, "protein" is used synonymously with "peptide," "polypeptide," or "peptide fragment." A "purified" polypeptide, protein, peptide, or peptide fragment is substantially free of cellular material or other contaminating proteins from the cell, tissue, or cell-free source from which the amino acid sequence is obtained, or substantially free from chemical precursors or other chemicals when chemically synthesized.

The SELEX Method

[0050] The terms "SELEX" and "SELEX process" are used interchangeably herein to refer generally to a combination of (1) the selection of nucleic acids that interact with a target molecule in a desirable manner, for example binding with high affinity to a protein, with (2) the amplification of those selected nucleic acids. The SELEX process can be used to identify aptamers with high affinity to a specific target molecule or biomarker.

[0051] SELEX generally includes preparing a candidate mixture of nucleic acids, binding of the candidate mixture to the desired target molecule to form an affinity complex, separating the affinity complexes from the unbound candidate nucleic acids, separating and isolating the nucleic acid from the affinity complex, purifying the nucleic acid, and identifying a specific aptamer sequence. The process may include multiple rounds to further refine the affinity of the selected aptamer. The process can include amplification steps at one or more points in the process. See, *e.g.*, U.S. Patent No. 5,475,096, entitled "Nucleic Acid Ligands." The SELEX process can be used to generate an aptamer that covalently binds its target as well as an aptamer that non-covalently binds its target. See, *e.g.*, U.S. Patent No. 5,705,337 entitled "Systematic Evolution of Nucleic Acid Ligands by Exponential Enrichment: Chemi-SELEX."

[0052] The SELEX process can be used to identify high-affinity aptamers containing modified nucleotides that confer improved characteristics on the aptamer, such as, for example, improved *in vivo* stability or improved delivery characteristics. Examples of such modifications include chemical substitutions at the ribose and/or phosphate and/or base positions. SELEX process-identified aptamers containing modified nucleotides are described in U.S. Patent No. 5,660,985, entitled "High Affinity Nucleic Acid Ligands Containing Modified Nucleotides," which describes oligonucleotides containing nucleotide derivatives chemically modified at the 5'- and 2'-positions of pyrimidines. U.S. Patent No. 5,580,737, see *supra*, describes highly specific aptamers containing one or more nucleotides modified with 2'-amino (2'-NH₂), 2'-fluoro (2'-F), and/or 2'-O-methyl (2'-OMe). See also, U.S. Patent Application Publication No. 20090098549, entitled "SELEX and PHOTOSELEX," which describes nucleic acid libraries having expanded physical and chemical properties and their use in SELEX and photoSELEX.

[0053] SELEX can also be used to identify aptamers that have desirable off-rate characteristics. See U.S. Patent Publication No. 20090004667, entitled "Method for Generating Aptamers with Improved Off-Rates,"

describes improved SELEX methods for generating aptamers that can bind to target molecules. Methods for producing aptamers and photoaptamers having slower rates of dissociation from their respective target molecules are described. The methods involve contacting the candidate mixture with the target molecule, allowing the formation of nucleic acid-target complexes to occur, and performing a slow off-rate enrichment process wherein nucleic acid-target complexes with fast dissociation rates dissociate and do not reform, while complexes with slow dissociation rates remain intact. Additionally, the methods include the use of modified nucleotides in the production of candidate nucleic acid mixtures to generate aptamers with improved off-rate performance (see U.S. Patent Publication No. 20090098549, entitled "SELEX and PhotoSELEX"). (See also U.S. Patent No. 7,855,054 and U.S. Patent Publication No. 20070166740). Each of these applications is incorporated herein by reference in its entirety.

[0054] "Target" or "target molecule" or "target" refers herein to any compound upon which a nucleic acid can act in a desirable manner. A target molecule can be a protein, peptide, nucleic acid, carbohydrate, lipid, polysaccharide, glycoprotein, hormone, receptor, antigen, antibody, virus, pathogen, toxic substance, substrate, metabolite, transition state analog, cofactor, inhibitor, drug, dye, nutrient, growth factor, cell, tissue, any portion or

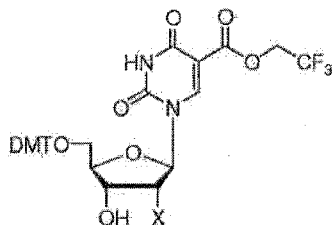
fragment of any of the foregoing, *etc.*, without limitation. Virtually any chemical or biological effector may be a suitable target. Molecules of any size can serve as targets. A target can also be modified in certain ways to enhance the likelihood or strength of an interaction between the target and the nucleic acid. A target can also include any minor variation of a particular compound or molecule, such as, in the case of a protein, for example, minor variations in amino acid sequence, disulfide bond formation, glycosylation, lipidation, acetylation, phosphorylation, or any other manipulation or modification, such as conjugation with a labeling component, which does not substantially alter the identity of the molecule. A "target molecule" or "target" is a set of copies of one type or species of molecule or multimolecular structure that is capable of binding to an aptamer. "Target molecules" or "targets" refer to more than one such set of molecules. Embodiments of the SELEX process in which the target is a peptide are described in U.S. Patent No. 6,376,190, entitled "Modified SELEX Processes Without Purified Protein."

Chemical synthesis

[0055] Methods for the chemical synthesis of compounds provided in the present disclosure are described herein. These and/or other well-known methods may be modified and/or adapted in known ways in order to facilitate the synthesis of additional compounds provided in the present disclosure.

[0056] With reference to Scheme 1, in one approach the C-5 position modified aminocarbonylpyrimidines of the instant disclosure are prepared by reacting a pyrimidine modified at the 5-position with a trifluoroethoxycarbonyl with an amine in the presence of a base; and isolating said C-5 modified aminocarbonylpyrimidine.

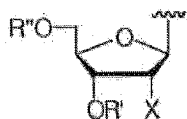
[0057] In some embodiments, the trifluoroethoxycarbonylpyrimidine is selected from the group of compounds including, but not limited to compounds having the following structure:



wherein

X is selected from the group including, but not limited to -H, -OH, -OMe, -O-allyl, -F, -OEt, -OPr, -OCH₂CH₂OCH₃ and -azido, and

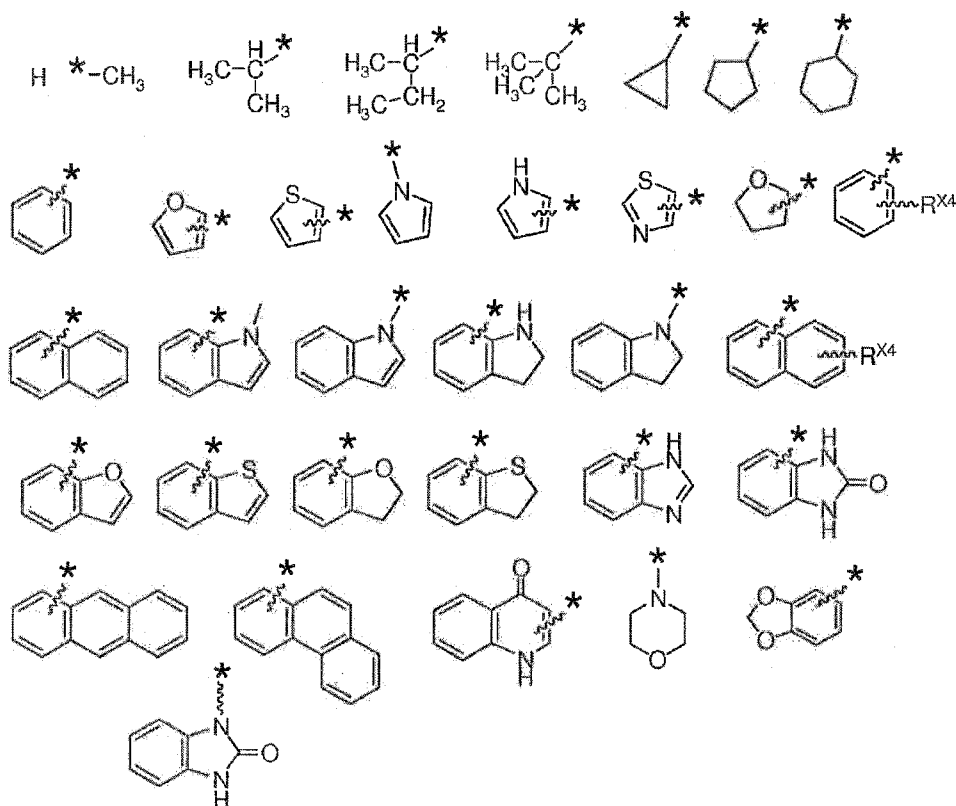
wherein

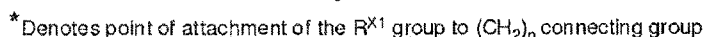


can be replaced with carbocyclic sugar analogs, α -anomeric sugars, epimeric sugars such as arabinose, xyloses or lyxoses, pyranose sugars, furanose sugars, sedoheptuloses, acyclic analogs and abasic nucleoside analogs such as methyl riboside. In some embodiments, the amine is selected from the group including, but not limited to compounds of the formula RNH_2 , wherein

R is selected from the group consisting of $-(CH_2)_n-R^{X1}$;

R^{X1} is selected from the group consisting of:

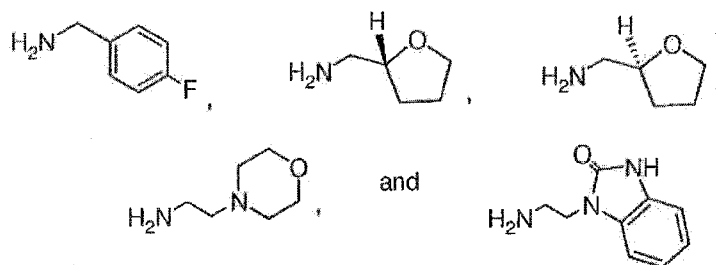




R^{X4} is selected from the group consisting of a branched or linear lower alkyl (C1-C20); halogen (F, Cl, Br, I); nitrile (CN); boronic acid (BO₂H₂); carboxylic acid (COOH); carboxylic acid ester (COOR^{X2}); primary amide (CONH₂); secondary amide (CONHR^{X2}); tertiary amide (CONR^{X2}R^{X3}); sulfonamide (SO₂NH₂); N-alkylsulfonamide (SONHR^{X2});

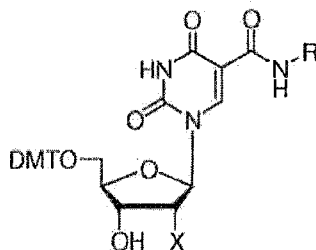
R^{X2} and R^{X3} are independently selected from the group consisting of a branched or linear lower alkyl (C1-C20); phenyl (C₆H₅); an R^{X4} substituted phenyl ring (R^{X4}C₆H₄), wherein R^{X4} is defined above; a carboxylic acid (COOH); a carboxylic acid ester (COOR^{X5}), wherein R^{X5} is a branched or linear lower alkyl (C1-C20); and cycloalkyl, wherein R^{X2} = R^{X3} = (CH₂)_n; and

[0058] In specific embodiments, the amine is selected from the group consisting of:



[0059] In some embodiments the base is a tertiary amine selected from the group consisting of triethylamine, diisopropylamine and the like.

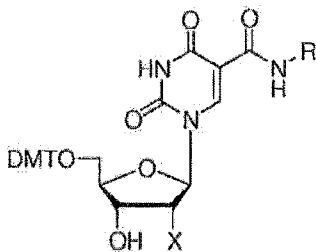
[0060] With reference to Scheme 1, the present disclosure also provides a method for the synthesis of a 3'-phosphoramidite of a C-5 modified aminocarbonylpyrimidine comprising: reacting said C-5 modified aminocarbonylpyrimidine with cyanoethyldiisopropylchlorophosphoramidite in the presence of a base; and isolating said 3'-phosphoramidite. In some embodiments the C-5 modified aminocarbonylpyrimidine has the following structure:



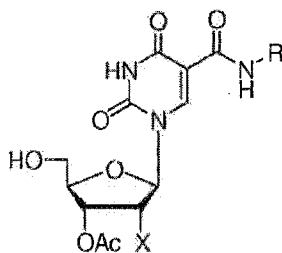
wherein R and X are as defined above. In some embodiments, the base is a tertiary amine selected from the group consisting of triethylamine, diisopropylamine and the like.

[0061] Again with reference to Scheme 1, the present disclosure also provides a method for the synthesis of a 5'-triphosphate of a C-5 modified aminocarbonylpyrimidine comprising:

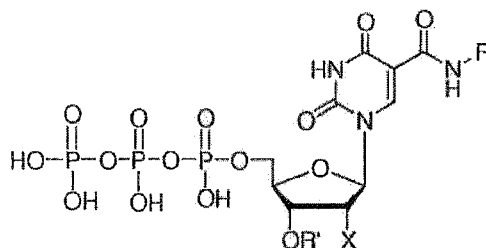
- a) reacting a C-5 modified aminocarbonylpyrimidine having the formula:



wherein R and X are as defined above, with acetic anhydride in the presence of a base, followed by cleavage of the 5'-DMTgroup with an acid to form a 3'-acetate of the following structure:

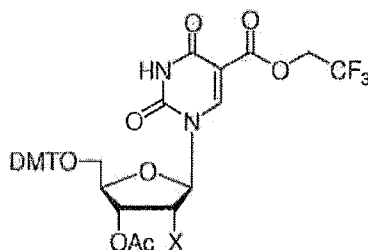


- b) performing a Ludwig-Eckstein reaction followed by anion exchange chromatography on the 3'-acetate of step a); and
- c) isolating a 5'-triphosphate of a C-5 modified aminocarbonylpyrimidine having the following structure or a salt thereof:



[0062] The base used is selected from the group including, but not limited to a tertiary amine. In some embodiments the base is pyridine. The acid used in step a is selected from the group including, but not limited to dichloroacetic acid, trichloroacetic acid and 1,1,1,3,3,3-hexafluoro-2-propanol.

[0063] In an alternate approach, the trifluoroethoxycarbonylpyrimidine has the following structure:



With reference to Scheme 2, this compound is formed by the reaction of compound (7) of Scheme 2 with carbon monoxide and trifluoroethanol in the presence of a palladium catalyst

and a base. The base is selected from the group including, but not limited to a tertiary amine selected from triethylamine and the like.

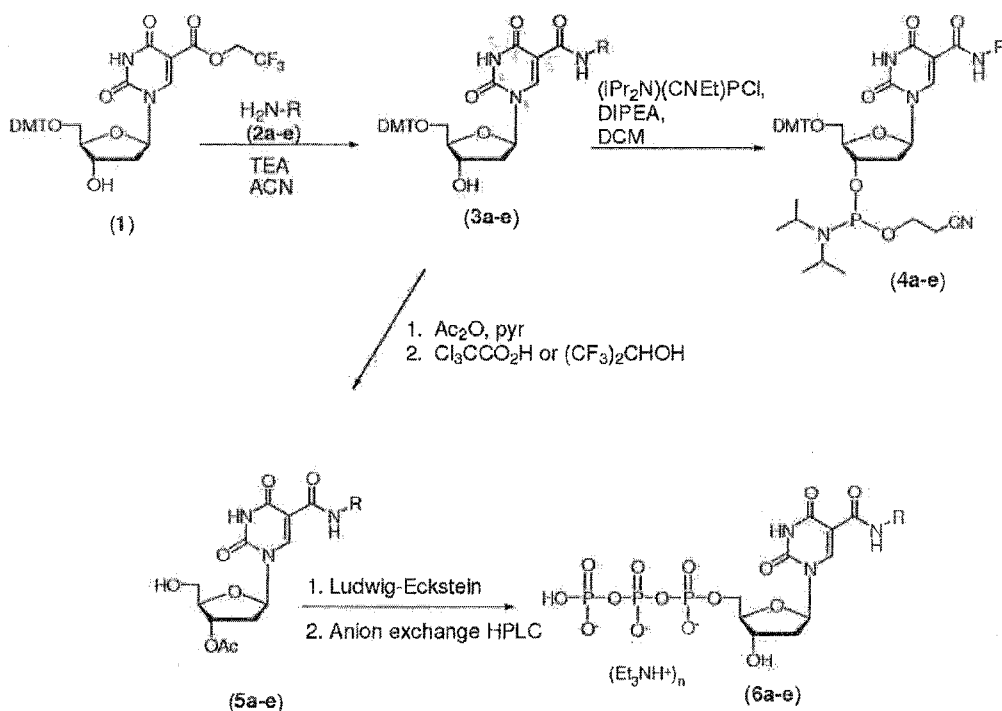
[0064] The present disclosure includes compounds prepared by each of the above described methods.

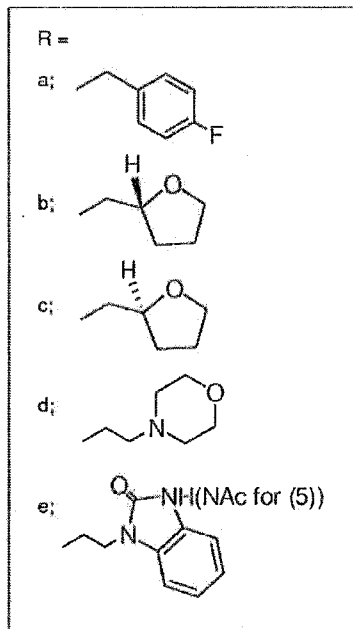
EXAMPLES

[0065] The following examples are provided for illustrative purposes only and are not intended to limit the scope of the invention as defined by the appended claims. All examples described herein were carried out using standard techniques, which are well known and routine to those of skill in the art. Routine molecular biology techniques described in the following examples can be carried out as described in standard laboratory manuals, such as Sambrook *et al.*, Molecular Cloning: A Laboratory Manual, 3rd. ed., Cold Spring Harbor Laboratory Press, Cold Spring Harbor, N.Y., (2001).

[0066] The following general procedures were employed to produce the modified nucleosides described in Examples 1-3 and 5. The nomenclature used herein is based upon the system described by Matsuda *et al.* Nucleic Acids Research 1997, 25:2784-2791.

Scheme 1





Example 1. Synthesis of 5'-O-DMT-dU-5-Carboxamides (3a-e)

[0067] **5'-O-Dimethoxytrityl-5-(4-fluorobenzylaminocarbonyl)-2'-deoxyuridine (3a).** The starting material, 5'-O-dimethoxytrityl-5-trifluoroethoxycarbonyl-2'-deoxyuridine (**1**) was prepared by the procedure of Matsuda *et al* (Nomura, Y.; Ueno, Y.; Matsuda, A. *Nucleic Acids Research* **1997**, 25:2784-2791; Ito, T., Ueno, Y.; Matsuda, A. *Nucleic Acids Research* **2003**, 31:2514-2523). A solution of (**1**) (9.85 g, 15 mmol), 4-fluorobenzylamine (**2a**) (2.25 g, 18 mmol, 1.3 eq), triethylamine (4.2 mL, 30 mmol), and anhydrous acetonitrile (30 mL) was heated under an inert atmosphere at 60-70°C for 2-24 hours. Quantitative conversion of (**1**) to amide (**3a**) was confirmed by thin layer chromatography (silica gel 60, 5% methanol/dichloromethane) or HPLC. The reaction mixture was concentrated *in vacuo* and the residue purified by silica gel flash chromatography (Still, W. C.; Kahn, M.; Mitra, A. *J. Org. Chem.* **1978**, 43:2923) using an eluent of 0-3% methanol in 1% triethylamine/99% ethyl acetate. Fractions containing pure product were combined and evaporated. Traces of residual solvents were removed by co-evaporation with anhydrous acetonitrile, followed by drying under high vacuum, to afford (**3a**) as a white solid (6.57 g, 64% yield). ¹H-NMR (300 MHz, CD₃CN) δ 2.20-2.40 (2H, m), 3.28 (2H, d, *J* = 4.3 Hz), 3.76 (6H, s), 4.01 (1 H, dd, *J* = 3.8, 4.2 Hz), 4.26-4.30 (1 H, m), 4.48 (2H, bd, *J* = 6.1 Hz), 6.11 (1H, t, *J* = 6.5 Hz), 6.85-7.46 (13H, m), 7.03-7.36 (4 H, m), 8.58 (1 H, s), 9.01 (1H, t, *J* = 6.1 Hz). MS (*m/z*) calcd for C₃₈H₃₆FN₃O₈, 681.25; found 680.4 [M-H]⁻.

- [0068] **5'-O-Dimethoxytrityl-5-((R)-2-furfurylmethylaminocarbonyl)-2'-deoxyuridine (3b).** The compound (3b) was prepared as described for (3a) using (R)-2-furfurylmethylamine (2b) and isolated as a white solid (9.3 g, 94% yield). The eluent for chromatography was 1% triethylamine/4% methanol/95% ethyl acetate. ¹H-NMR (CD₃CN) δ 1.51-1.57 (1H, m), 1.84-1.94 (3H, m), 2.18-2.38 (2H, m), 3.25-3.52 (4H, m overlap), 3.66-3.93 (3H, m overlap), 3.78 (6H, s), 3.97-4.02 (1H, m), 4.24-4.29 (1H, m), 6.12 (1 H, t, *J* = 6.5), 6.86-7.47 (13H, m), 8.54 (1H, s), 8.83 (1H, bs). MS (*m/z*) calcd for C₃₆H₃₉N₃O₉, 657.27; found 656.5 [M-H]⁻.
- [0069] **5'-O-Dimethoxytrityl-5-((S)-2-furfurylmethylaminocarbonyl)-2'-deoxyuridine (3c).** The compound (3c) was prepared as described for (3b) using (S)-2-furfurylmethylamine (2c) and isolated as a white solid (9.9 g, 99% yield). ¹H-NMR (CD₃CN) δ 1.50-1.59 (1H, m), 1.84-1.95 (3H, m), 2.18-2.40 (2H, m), 3.24-3.50 (4H, m overlap), 3.69-3.97 (3H, m overlap), 3.78 (6H, s), 3.98-4.02 (1H, m), 4.25-4.30 (1H, m), 6.14 (1 H, t, *J* = 6.5), 6.87-7.47 (13H, m), 8.54 (1H, s), 8.84 (1H, bs). MS (*m/z*) calcd for C₃₆H₃₉N₃O₉, 657.27; found 656.5 [M-H]⁻.
- [0070] **5'-O-Dimethoxytrityl-5-(2-(4-morpholino)ethylaminocarbonyl)-2'-deoxyuridine (3d).** The compound (3d) was prepared as described for (3a), using 2-(4-morpholino)-ethylamine (2d), and isolated as a white solid (8.2 g, 80% yield). The eluent for chromatography was 5% methanol/2% triethylamine/93% dichloromethane. ¹H-NMR (CD₃CN) δ 2.21-2.39 (2H, m), 2.39-2.41 (4H, m), 2.48 (2H, t, *J* = 6.2 Hz), 3.27-3.29 (2H, m), 3.41 (2H, dt, *J* = 5.8, 6.2 Hz), 3.61-3.64 (4H, m), 3.78 (6H, s), 3.98-4.02 (1H, m), 4.25-4.30 (1H, m), 6.10 (1H, t, *J* = 6.4), 6.86-7.47 (13H, m), 8.55 (1H, s), 8.79 (1H, bt, *J* ~ 6 Hz). MS (*m/z*) calcd for C₃₇H₄₂N₄O₉, 686.30; found 685.7 [M-H]⁻.
- [0071] **5'-O-Dimethoxytrityl-5-(2-(N-benzimidazolonyl)ethylaminocarbonyl)-2'-deoxyuridine (3e).** The compound (3e) was prepared as described for (3a) using N-benzimidazolonyl-2-ethylamine (2e) (CAS RN64928-88-7). The eluent for chromatography was 2% methanol/1% triethylamine/97% dichloromethane. The pure product was isolated as a tan solid (8.2 g, 74.5% yield). ¹H-NMR (CD₃CN) δ 2.20-2.36 (2H, m), 3.27-3.29 (2H, m), 3.60 (2H, q, *J* = 6.5 Hz), 3.758 (3H, s), 3.762 (3H, s), 3.97 (2H, t, *J* = 6.5 Hz), 3.98-4.02 (1H, m), 4.27-4.30 (1H, m), 6.09 (1H, t, *J* = 6.5 Hz), 6.86-7.48 (13H, m), 6.91-7.10 (4H, m), 8.52 (1H, s), 8.76 (1H, t, *J* = 6.1 Hz). MS (*m/z*) calcd for C₄₀H₃₉N₅O₉, 733.27; found 732.0 [M-H]⁻.

Example 2. Synthesis of 5'-O-DMT-Nucleoside CE-Phosphoramidites (4a-4e)

[0072] **5'-O-Dimethoxytrityl-5-(4-fluorobenzylaminocarbonyl)-3'-O-[(2-cyanoethyl)(N,N-diisopropylamino)phosphinyl]-2'-deoxyuridine (4a).** A solution of DMT-protected nucleoside (**3a**) (4.00 g, 5.9 mmol) in anhydrous dichloromethane (40 mL) was cooled to approximately -10°C under an atmosphere of dry argon. Diisopropylethylamine (3.1 mL, 17.6 mmol, 3 eq) was added, followed by dropwise addition of 2-cyanoethyl-diisopropylchlorophosphoramidite (1.7 mL, 7.7 mmol, 1.3 eq). The solution was stirred for one hour and complete reaction was confirmed by thin layer chromatography (silica gel60, ethyl acetate/hexane). The reaction mixture was partitioned between ice-cold 2% sodium bicarbonate solution (200 mL) and ethyl acetate (200 mL). The organic layer was washed with brine, dried over anhydrous sodium sulfate, filtered, and concentrated. The residue was purified by silica gel flash chromatography using a mobile phase of 1% triethylamine/99% ethyl acetate. Fractions containing pure product were combined and evaporated *in vacuo* (<30°C). Traces of residual chromatography solvent were removed by co-evaporation with anhydrous acetonitrile and drying at high vacuum to afford (**4a**) as a white solid foam (4.10 g, 80% yield). ¹H-NMR (CD₃CN, two isomers) δ 1.02-1.16 (12H, m), 2.27-2.57 (2H, m), 2.51/2.62 (2H, 2t, *J* = 6.0/6.0 Hz), 3.25-3.37 (2H, m), 3.50-3.79 (4H, m overlap), 3.738 (3H, s), 3.742 (3H, s), 4.13/4.16 (1H, 2q, *J* = 3.5/3.7 Hz), 4.37-4.43 (1H, m), 4.44-4.47 (2H, m), 6.09/6.10 (1H, 2t, *J* = 6.4/7.1 Hz), 6.83-7.44 (13H, m), 7.01-7.30 (4H, m), 8.58/8.60 (1H, 2s), 8.98 (1H, b, *J* ~ 5.5 Hz), 9.24 (1H, bs). ³¹P-NMR (CD₃CN) δ 148.01 (s), 148.06 (s). ¹⁹F-NMR (CD₃CN) δ -117.65 (m). MS (*m/z*) calcd for C₄₇H₅₃FN₅O₉P, 881.36; found 880.3 [M-H]⁻.

[0073] **5'-O-Dimethoxytrityl-5-((R)-2-furfurylmethylaminocarbonyl)-3'-O-[(2-cyanoethyl)(N,N-diisopropylamino)phosphinyl]-2'-deoxyuridine (4b).** The compound (**4b**) was prepared as described for (**4a**). A 1:1 mixture of diastereomeric phosphoramidites was isolated as a white solid foam (3.15 g, 62% yield). The eluent for chromatography was 1% triethylamine/20% hexanes/79% ethyl acetate. ¹H-NMR (CD₃CN, two isomers) δ 1.14-1.27 (12H, m), 1.51-1.59 (1H, m), 1.86-1.94 (3H, m), 2.27-2.59 (2H, m), 2.54/2.65 (2H, 2t, *J* = 6.0/5.7 Hz), 3.27-3.38 (2H, m), 3.44-3.97 (9H, m overlap), 3.782 (3H, s), 3.786 (3H, s), 4.11-4.18 (1H, m), 4.39-4.48 (1H, m), 6.11/6.13 (1H, 2t, *J* = 5.6/6.1 Hz), 6.96-7.47 (13H, m), 8.58/8.60 (1H, 2s), 8.75 (1H, bt, *J* ~ 5.4 Hz), 9.36 (1H, bs). ³¹P-NMR (CD₃CN) δ 148.09 (s), 148.13 (s). MS (*m/z*) calcd for C₄₅H₅₆N₅O₁₀P, 857.38; found 856.6 [M-H]⁻.

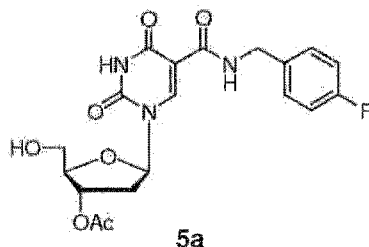
[0074] **5'-O-Dimethoxytrityl-5-((S)-2-furfurylmethylaminocarbonyl)-3'-O-[(2-cyanoethyl)(N,N-diisopropylamino)phosphinyl]-2'-deoxyuridine (4c).** The compound (4c) was prepared as described for (4b). A 1:1 mixture of diastereomeric phosphoramidites was isolated as a white solid foam (3.74 g, 74% yield). ¹H-NMR (CD₃CN, two isomers) δ 1.14-1.27 (12H, m), 1.51-1.59 (1H, m), 1.86-1.94 (3H, m), 2.28-2.51 (2H, m), 2.53/2.65 (2H, 2t, *J* = 6.0/6.0 Hz), 3.25-3.41 (2H, m), 3.44-4.14 (9H, m overlap), 3.783 (3H, s), 3.786 (3H, s), 4.12-4.19 (1H, m), 4.40-4.49 (1H, m), 6.11/6.13 (1H, 2t, *J* = 6.3/6.3 Hz), 6.86-7.48 (13H, m), 8.58/8.60 (1H, 2s), 8.75 (1H, bt, *J* ~ 5.4 Hz), 9.36 (1H, bs). ³¹P-NMR (CD₃CN) δ 148.09 (s), 148.13 (s). MS (*m/z*) calcd for C₄₅H₅₆N₅O₁₀P, 857.38; found 856.5 [M-H]⁻.

[0075] **5'-O-Dimethoxytrityl-5-(2-(4-morpholino)ethylaminocarbonyl)-3'-O-[(2-cyanoethyl)(N,N-diisopropylamino)phosphinyl]-2'-deoxyuridine (4d).** The compound (4d) was prepared as described for (4a) except that the purification used a chromatography eluent of 1% triethylamine/5% anhydrous ethanol/94% ethyl acetate. The 1:1 mixture of diastereoisomeric phosphoramidites was isolated as a white solid foam (3.9 g, 75% yield). ¹H-NMR (CD₃CN, two isomers) δ 1.04-1.19 (12H, m), 2.28-2.59 (2H, m), 2.43-2.47 (6H, m overlap), 2.53/2.64 (2H, 2t, *J* = 6.2/6.2 Hz), 3.27-3.76 (8H, m overlap), 3.61-3.65 (4H, m), 3.781 (3H, s), 3.789 (3H, s), 4.12-4.19 (1H, m), 4.39-4.49 (1H, m), 6.11/6.13 (1H, 2t, *J* = 5.2/5.2), 6.86-7.48 (13H, m), 8.58/8.60 (1H, 2s), 8.78 (1H, bt, *J* ~ 5.3 Hz), 9.78 (1H, bs). ³¹P-NMR (CD₃CN) δ 148.08 (s), 148.11 (s). MS (*m/z*) calcd for C₄₆H₅₉N₆O₁₀P, 886.4; found 885.7 [M-H]⁻.

[0076] **5'-O-Dimethoxytrityl-5-(2-(N-benzimidazolonyl)ethylaminocarbonyl)-3'-O-[(2-cyanoethyl)(N,N-diisopropylamino)phosphinyl]-2'-deoxyuridine (4e).** The compound (4e) was prepared as described for (4a) except that the purification used a chromatography eluent of 1% triethylamine/10% anhydrous methanol/89% ethyl acetate. The 1:1 mixture of diastereomeric phosphoramidites was isolated as a white solid foam (1.6 g, 31% yield). ¹H-NMR (CD₃CN, two isomers) δ 1.03-1.18 (12H, m), 2.27-2.57 (2H, m), 2.52/2.63 (2H, 2t, *J* = 6.0/6.0), 3.27-3.37 (2H, m), 3.49-3.80 (6H, m overlap), 3.732 (3H, s), 3.735/3.738 (3H, 2s), 4.00 (2H, bt, *J* ~ 6.0 Hz), 4.12-4.18 (1H, m), 4.30-4.47 (1H, m), 6.08/6.10 (1H, 2t, *J* = 6.3/6.3 Hz), 6.85-7.48 (13H, m), 6.93-7.09 (4H, m), 8.57/8.60 (1H, 2s), 8.82/8.83 (1H, 2bt, *J* ~ 4.3/4.3 Hz), 9.48 (1H, bs). ³¹P-NMR (CD₃CN) δ 148.07 (s), 148.10 (s).

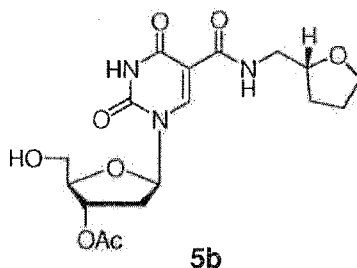
Example 3. Synthesis of 3'-*O*-Acetyl-Nucleosides (5a-5e)

[0077] 5-(4-Fluorobenzylaminocarbonyl)-3'-*O*-acetyl-2'-deoxyuridine (5a).



[0078] The nucleoside (3a) (3.00 g, 4.4 mmol) was dissolved in a solution of anhydrous pyridine (30 mL) and acetic anhydride (3 mL). The solution was stirred overnight and concentrated *in vacuo* to yield the 3'-*O*-acetyl-nucleoside. Residual solvent was removed by co-evaporation with anhydrous toluene (10 mL). The residue was dissolved in anhydrous dichloromethane (10 mL) and treated with 3% trichloroacetic acid in dichloromethane (58 mL). The red solution was stirred overnight, during which time the product crystallized. The slurry was cooled to -20°C, filtered, and washed with diethyl ether. The residue was dried *in vacuo* to afford (5a) as an off-white solid (1.10 g, 59% yield). ¹H-NMR (CD₃CN) δ 2.07 (3H, s), 2.33-2.38 (1H, m), 2.50-2.52 (1H, m), 3.63-3.64 (2H, m), 4.10 (1H, bdd, *J* = 3.1, 5.1 Hz), 4.46 (2H, d, *J* = 6.0 Hz), 5.19-5.26 (2 H, m overlap), 6.15 (1H, t, *J* = 7.0 Hz), 7.15 (2H, tt, *J* = 2.2, 9.0 Hz), 7.31-7.38 (2H, m), 8.79 (1H, s), 9.14 (1H, bt, *J* = 6.1 Hz), 11.95 (1H, bs). ¹⁹F-NMR (CD₃CN) δ -116.02 (tt, *J* = 5.5, 9.0 Hz). MS (*m/z*) calcd for C₁₉H₂₀FN₃O₇, 421.13; found 419.8 [M-H]⁻.

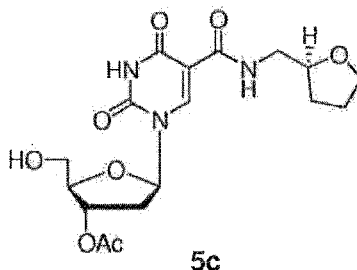
[0079] 5-((*R*)-2-Furfurylmethylaminocarbonyl)-3'-*O*-acetyl-2'-deoxyuridine (5b).



[0080] The compound (5b) was prepared from (4b), by the procedure described for (5a) and isolated by precipitation from a mixture of dichloromethane and ethyl acetate as a white solid (1.27 g, 73% yield). ¹H-NMR (CDCl₃) δ 1.57-2.02 (4H, m), 2.12 (3H, s), 2.46-2.50 (2H, m), 3.03 (1H, bs), 3.43-3.64 (2H, m), 3.75-3.97 (2H, m), 3.78-4.10 (3H, m), 4.20-

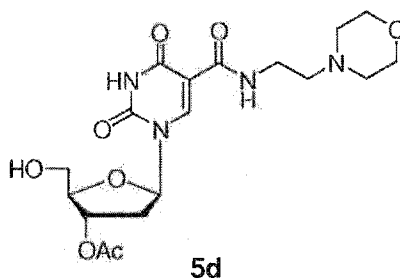
4.21 (1H, m), 5.40-5.42 (1H, m), 6.35 (1H, dd, $J = 6.5, 7.7$ Hz), 8.91 (1H, t, $J = 5.5$ Hz), 9.17 (1H, s), 9.44 (1H, bs). MS (m/z) calcd for $C_{17}H_{23}N_3O_8$, 397.15; found 396.1 $[M-H]^+$.

[0081] **5-((S)-2-Furfurylmethylaminocarbonyl)-3'-O-acetyl-2'-deoxyuridine (5c).**



[0082] The compound (5c) was prepared from (4c), by the procedure described for (5a), and isolated by precipitation from a mixture of dichloromethane and diethyl ether as a slightly orange solid (1.35 g, 77% yield). 1H -NMR ($CDCl_3$) δ 1.57-2.03 (4H, m), 2.12 (3H, s), 2.47-2.51 (2H, m), 2.98 (1H, bs), 3.40-3.68 (2H, m), 3.78-3.95 (2H, m), 3.90-4.12 (3H, m), 4.20-4.21 (1H, m), 5.39-5.42 (1H, m), 6.33 (1H, dd, $J = 6.7, 7.4$ Hz), 8.90 (1H, t, $J = 5.5$ Hz), 9.15 (1H, s), 9.37 (1H, bs). MS (m/z) calcd for $C_{17}H_{23}N_3O_8$, 397.15; found 395.9 $[M-H]^+$.

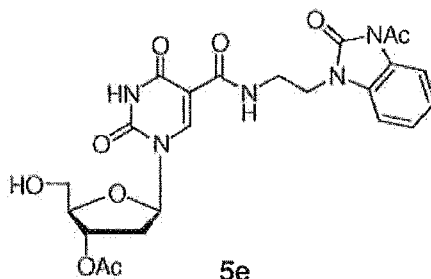
[0083] **5-(2-(4-Morpholino)ethylaminocarbonyl)-3'-O-acetyl-2'-deoxyuridine (5d).**



[0084] The nucleoside (3d) (1.00 g, 1.37 mmol) was dissolved in a solution of anhydrous pyridine (10 mL) and acetic anhydride (1 mL). The solution was stirred overnight and concentrated *in vacuo* to yield the 3'-O-acetyl-nucleoside. Residual solvent was removed by coevaporation with anhydrous toluene (10 mL). The residue was dissolved in 1,1,1,3,3,3-hexafluoro-2-propanol (20 mL) (Leonard, N. J. *Tetrahedron Letters*, **1995**, 36:7833) and heated at approximately 50°C for 3 hours. Complete cleavage of the DMT group was confirmed by tlc. The red solution mixture was quenched by pouring into well-stirred methanol (200 mL). The resulting yellow solution was concentrated *in vacuo* and the residue was dissolved in hot ethyl acetate (20 mL). The product crystallized upon cooling and the

resulting slurry was aged at -20°C, followed by filtration and washing with ethyl acetate. The 3'-O-acetyl-nucleoside (**5d**) was isolated as a white solid (0.46 g, 79% yield). ¹H-NMR (DMSO-d₆) δ 2.07 (3H, s), 2.32-2.45 (7H, m overlap), 2.49-2.52 (1H, m), 3.33-3.40 (2H, m), 3.57 (4H, t, *J* = 4.5 Hz), 3.60-3.63 (2H, m), 4.09 (1H, bdd, *J* = 3.2, 5.2 Hz), 5.17-5.25 (2H, m), 6.14 (1H, t, *J* = 7.0 Hz), 8.74 (1H, s), 8.89 (1H, bt, *J* = 5.4 Hz), 11.90 (1H, bs). MS (*m/z*) calcd for C₁₈H₂₆N₄O₈, 426.18; found 425.0 [M-H]⁻.

[0085] 5-(2-(1-(3-Acetyl-benzimidazolonyl))ethylaminocarbonyl)-3'-O-acetyl-2'-deoxyuridine (**5e**).



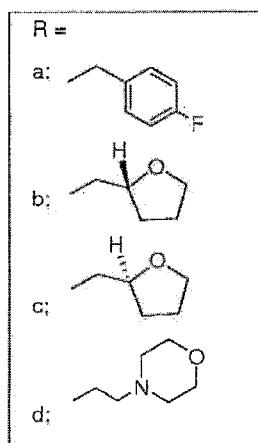
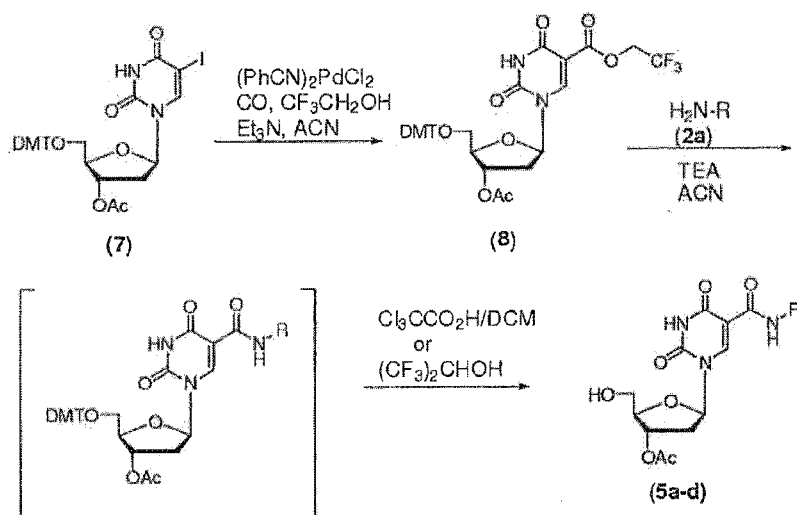
[0086] The compound (**5e**) was prepared as described for (**5d**) except that the product crystallized directly when the DMT-cleavage reaction was poured into methanol. The diacetyl nucleoside (**5e**) was isolated by filtration as a white solid (0.55 g, 78% yield). ¹H-NMR (DMSO-d₆) δ 2.07 (3H, s), 2.30-2.37 (1H, m), 2.49-2.52 (1H, m), 2.63 (3H, s) 3.33 (1H, bs), 3.55-3.64 (4H, m overlap), 3.99 (2H, t, *J* = 6.4 Hz), 4.09 (1H, bdd, *J* = 2.3, 5.2 Hz), 5.15-5.25 (2H, m), 6.13 (1H, dd, *J* = 6.3, 7.6 Hz), 7.11 (1H, ddd, *J* = 1.2, 7.6, 7.9 Hz), 7.22 (1H, ddd, *J* = 1.2, 7.6, 7.9 Hz), 7.33 (1H, dd, *J* = 0.8, 7.9 Hz), 8.02 (1H, dd, *J* = 0.8, 8.0 Hz), 8.05 (1H, bs), 8.83 (1H, bt), 8.71 (1H, s), 11.87 (1H, bs). MS (*m/z*) calcd for C₂₃H₂₅N₅O₉, 515.17; found 513.9 [M-H]⁻.

Example 4. Alternative synthesis of 3'-O-Acetyl-Nucleosides (**5a-5d**)

[0087] The 3'-O-acetyl-nucleosides (**5a-d**) were also synthesized by an alternative route (Scheme 2) from the starting material, 3'-O-acetyl-5'-O-dimethoxytrityl-5-iodo-2'-deoxyuridine (**7**) (Vaught, J. D., Bock, C., Carter, J., Fitzwater, T., Otis, M., Schneider, D., Rolando, J., Waugh, S., Wilcox, S. K., Eaton, B. E. *J. Am. Chem. Soc.* **2010**, *132*, 4141-4151). Briefly, with reference to Scheme 2, palladium(II)-catalyzed rifluoroethoxycarbonylation of the iodide afforded the activated ester intermediate (**8**). Condensation of (**8**) with the amines (**2a-d**) (1.3 eq., triethylamine (3 eq), acetonitrile, 60-70°C, 2-24 hours), followed by cleavage of the 5'-O-DMT-protecting group (3%

trichloroacetic acid/dichloromethane or 1,1,1,3,3,3-hexafluoro-2-propanol, room temperature), afforded (5a-d), identical to the products produced via intermediates (3a-d) (Scheme 1).

Scheme 2



[0088] 3'-O-Acetyl-5'-O-dimethoxytrityl-5-(2,2,2-trifluoroethoxycarbonyl)-2'-deoxyuridine (8). A 500 mL heavy-walled glass pressure reactor was filled with argon and charged with 3'-O-acetyl-5'-O-dimethoxytrityl-5-iodo-2'-deoxyuridine (7) (15.9 g, 22.8 mmol), anhydrous acetonitrile (200 mL), triethylamine (7.6 mL, 54.7 mmol), and 2,2,2-trifluoroethanol (16.4 mL, 228 mmol). The resulting solution was vigorously stirred and degassed by evacuation to <100 mmHg for 2 minutes. The flask was filled with argon and bis(benzonitrile)dichloropalladium(II) (175 mg, 0.46 mmol) was added. The resulting yellow

solution was again degassed and then filled with carbon monoxide (99.9%) (Caution Poison Gas!) from a gas manifold. A pressure of 1-10 psi CO was maintained while the reaction mixture was vigorously stirred and heated at 60-65 degC for 12 hours. The cooled reaction mixture was filtered (Caution Poison Gas) to remove black precipitate and concentrated *in vacuo*. The orange residue was partitioned with dichloromethane (120 mL) and 10% sodium bicarbonate (80 mL). The organic layer was washed with water (40 mL) and dried over sodium sulfate, filtered, and concentrated to leave a orange foam (17 g). This crude product could be used as is or further purified by silica gel flash chromatography with an eluent of 30% hexane/1% triethylamine/69% ethyl acetate to afford (8) as a colorless solid foam (12.7 g, 80% yield). ¹H-NMR (CD₃CN) δ 2.03 (3H, s), 2.37-2.56 (2H, m), 3.36-3.38 (2H, m), 3.78 (6H, s), 4.15-4.19 (1H, m), 4.37-4.55 (2H, m), 5.21-5.26 (1H, m), 6.09 (1H, t, *J* = 6.1 Hz), 6.84-7.46 (13H, m), 8.53 (1H, s). ¹⁹F-NMR (CD₃CN) δ -74.07 (t, *J* = 8.8 Hz). MS (*m/z*) calcd for C₃₅H₃₃F₃N₂O₁₀, 698.21; found 697.4 [M-H]⁻.

Example 5. Synthesis of Nucleoside 5'-O-Triphosphates

[0089] **5-(4-Fluorobenzylaminocarbonyl)-2'-deoxyuridine-5'-O-triphosphate (tris-triethylammonium salt) (6a).** The triphosphate (6a) was synthesized from the 3'-O-acetyl-nucleoside (5a) by the procedure of Ludwig and Eckstein (Ludwig, J. and Eckstein, F. *J. Org. Chem.* **1989**, 54:631) at 500 μmol-scale (5x). The crude triphosphate product, after ammonolysis and evaporation, was purified by anion exchange chromatography, as described in the General Procedure (below).

[0090] **General Procedure for Anion Exchange HPLC Purification of Nucleoside Triphosphates.** Nucleoside triphosphates were purified via anion exchange chromatography using an HPLC column packed with Source Q resin (GE Healthcare), installed on a preparative HPLC system, with detection at 278 nm. The linear elution gradient employed two buffers, (buffer A: 10 mM triethylammonium bicarbonate/10% acetonitrile, and buffer B: 1 M triethylammonium bicarbonate/10% acetonitrile), with the gradient running at ambient temperature from low buffer B content to high buffer B over the course of the elution. The desired product was typically the final material to elute from the column and was observed as a broad peak spanning approximately ten to twelve minutes retention time (early eluting products included a variety of reaction by-products, the most significant being the nucleoside diphosphate). Several fractions were collected during product elution. Fraction was analyzed by reversed phase HPLC on a Waters 2795 HPLC with a Waters Symmetry column (PN:

WAT054215). Pure product-containing fractions (typically >90%) were evaporated in a Genevac TM VC 3000D evaporator to afford colorless to light tan resins. Fractions were reconstituted in deionized water and pooled for final analysis. Product quantitation was performed by analysis using a Hewlett Packard 8452A Diode Array Spectrophotometer at 278 nm. Product yields were calculated via the equation $A = \epsilon CL$, where A is the UV absorbance, ϵ is the estimated extinction coefficient and L is the pathlength (1 cm).

[0091] The crude product (6a) was dissolved in approximately 5 mL of buffer A (Table 1: prep-HPLC Conditions 1). Each purification injection consisted of a filtered aliquot of approximately 1 mL of this solution injected into a Waters 625 HPLC with a 486 detector fitted with a Resource Q 6mL column (GE Healthcare product code: 17-1179-01) with a mobile phase gradient of 0%-100% buffer B in a 50 minute elution at 12 mL/minute. For (6a) [$\epsilon_{\text{est.}} 13,700 \text{ cm}^{-1} \text{ M}^{-1}$] the isolated purified product was 130 μmol (26% yield). ¹H-NMR (D₂O) δ 1.15 (27H, t, $J = 7.3 \text{ Hz}$), 2.32-2.37 (2H, m), 3.07 (18H, q, $J = 7.3 \text{ Hz}$), 4.06-4.17 (3H, m overlap), 4.42 (2H, bd, $J \sim 0.7 \text{ Hz}$), 4.49-4.53 (1H, m), 4.70 (>7H, bs, HOD), 6.12 (1H, t, $J = 6.8 \text{ Hz}$), 6.96-7.26 (4H, m), 8.45 (1H, s). ¹⁹F-NMR (D₂O) δ -116.18 (m). ³¹P-NMR (D₂O) δ -10.58 (d, $J = 20 \text{ Hz}$), -11.45 (d, $J = 20 \text{ Hz}$), -23.29 (t, $J = 20 \text{ Hz}$). MS (m/z) calcd for C₁₇H₂₁FN₃O₁₅P₃, 619.02; found 618.0 [M-H]⁻.

Table 1. Prep-HPLC Conditions 1

Mobile Phase	A: 10 mM triethylammonium bicarbonate/10% acetonitrile B: 1 M triethylammonium bicarbonate/10% acetonitrile
Column	Resource Q 6 mL
HPLC system	Waters 625HPLC/486 detector
Gradient (% Buffer B in mobile phase)	0%-100%
Run Time/flow rate	50 minutes at 12 mL/minute

[0092] 5-((*R*)-2-Furfurylmethylaminocarbonyl)-2'-deoxyuridine-5'-O-triphosphate (*tris*-triethylammonium salt) (6b). The triphosphate (6b) was synthesized from the 3'-O-acetyl-nucleoside (5b) as described for (6a). The crude product (6b) was purified in a single injection on a Waters 2767 preparatory system with a Waters 2489 detector using a Waters AP-5 column (Waters PN: WAT023331, 50 mm x 100 mm) packed with 196mL of Source 15Q resin (GE Healthcare product code: 17-0947-05). The same

buffers as above were used, but the elution gradient was modified to 25% to 80% buffer B in a 90 minute elution at 50 mL/minute (Table 2: prep-HPLC Conditions 2). A second purification was performed on a C18 HPLC column to remove residual impurities (Table 4: prep-HPLC Conditions 4). For **(6b)** [$\epsilon_{\text{est.}} 10,200 \text{ cm}^{-1} \text{ M}^{-1}$] the isolated purified product was 325 μmol (65% yield). $^1\text{H-NMR}$ (D_2O) δ 1.17 (27H, t, $J = 7.3 \text{ Hz}$), 1.49-1.63 (1H, m), 1.77-2.02 (3H, m), 2.34-2.39 (2H, m), 2.85-3.83 (5H, m overlap), 3.08 (18H, q, $J = 7.3 \text{ Hz}$), 4.01-4.19 (3H, m overlap), 4.52-4.56 (1H, m), 4.70 (>7H, bs, HOD), 6.15 (1H, t, $J = 6.8 \text{ Hz}$), 8.48 (1H, s). $^{31}\text{P-NMR}$ (D_2O) δ -10.50 (d, $J = 20 \text{ Hz}$), -11.51 (d, $J = 20 \text{ Hz}$), -23.25 (t, $J = 20 \text{ Hz}$). MS (m/z) calcd for $\text{C}_{15}\text{H}_{24}\text{FN}_3\text{O}_{16}\text{P}_3$, 595.04; found 594.1 $[\text{M-H}]^-$.

Table 2. Prep-HPLC Conditions 2

Mobile Phase	A: 10 mM triethylammonium bicarbonate/10% acetonitrile B: 1 M triethylammonium bicarbonate/10% acetonitrile
Column	Resource Q 6 mL
HPLC system	Waters 625HPLC/486 detector
Gradient (% Buffer B in mobile phase)	15%-60%
Run Time/flow rate	50 minutes at 12 mL/minute

[0093] **5-((S)-2-Furfurylmethylaminocarbonyl)-2'-deoxyuridine-5'-O-triphosphate (tris-triethylammonium salt) (6c).** The triphosphate (**6c**) was synthesized from the 3'-O-acetyl-nucleoside (**5c**) as described for (**6a**). The crude product (**6c**) was purified in a single injection on a Waters 2767 preparatory system with a Waters 2489 detector using a Waters AP-5 column (Waters PN: WAT023331, 50 mm x 100 mm) packed with 196 mL of Source 15Q resin (GE Healthcare product code: 17-0947-05). The same buffers as above were used, but the elution gradient was modified to 25% to 80% buffer B in a 90 minute elution at 50 mL/minute (Table 2: prep-HPLC Conditions 2). A second purification was performed on a C18 HPLC column to remove residual impurities (Table 4: prep-HPLC Conditions 4). For **(6c)** [$\epsilon_{\text{est.}} 10,200 \text{ cm}^{-1} \text{ M}^{-1}$] the isolated purified product was 255 μmol (51% yield). $^1\text{H-NMR}$ (D_2O) δ 1.17 (27H, t, $J = 7.3 \text{ Hz}$), 1.49-1.63 (1H, m), 1.78-2.01 (3H, m), 2.34-2.39 (2H, m), 2.85-3.82 (5H, m overlap), 3.09 (18H, q, $J = 7.3 \text{ Hz}$), 4.01-4.19 (3H, m overlap), 4.52-4.56 (1H, m), 4.70 (>7H, bs, HOD), 6.15 (1H, t, $J = 6.7 \text{ Hz}$), 8.48

(1H, s). ^{31}P -NMR (D_2O) δ -10.60 (d, J = 20 Hz), -11.42 (d, J = 20 Hz), -23.25 (t, J = 20 Hz). MS (m/z) calcd for $\text{C}_{15}\text{H}_{24}\text{FN}_3\text{O}_{16}\text{P}_3$, 595.04; found 594.1 $[\text{M}-\text{H}]^-$.

[0094] **5-(2-(4-Morpholino)ethylaminocarbonyl)-2'-deoxyuridine-5'-O-triphosphate (bis-triethylammonium salt) (6d).** The triphosphate (6d) was synthesized from the 3'-O-acetyl-nucleoside (5d) as described for (6a). The crude product (6d) was purified with the same equipment and buffers as used for (6a), but the gradient was modified to run buffer B from 15% to 60% during the 50 minute elution to improve resolution of products (Table 3: prep-HPLC Conditions 3). For (6d) [ϵ_{est} 10,200 $\text{cm}^{-1} \text{M}^{-1}$] the isolated purified product was 54 μmol (11% yield). ^1H -NMR (D_2O) δ 1.17 (18H, t, J = 7.3 Hz), 2.37-2.41 (2H, m), 2.91-2.98 (2H, m), 3.09 (12H, q, J = 7.3 Hz), 3.20-3.27 (4H, m), 3.87-3.90 (4H, m), 3.63-3.68 (2H, m), 4.10-4.18 (3H, m overlap), 4.56-4.60 (1H, m), 4.70 (>7H, bs, HOD), 6.15 (1H, bt, J = 6.3 Hz), 8.48 (1H, s). ^{31}P -NMR (D_2O) δ -9.99 (d, J = 21 Hz), -11.90 (d, J = 20 Hz), -23.19 (t, J = 20 Hz). MS (m/z) calcd for $\text{C}_{16}\text{H}_{27}\text{N}_4\text{O}_{16}\text{P}_3$, 624.06; found 623.1 $[\text{M}-\text{H}]^-$.

Table 3. Prep-HPLC Conditions 3

Mobile Phase	A: 10 mM triethylammonium bicarbonate/10% acetonitrile B: 1 M triethylammonium bicarbonate/10% acetonitrile
Column	Waters AP-5 with Source Q 196 mL
HPLC system	Waters 22767HPLC/2489 detector
Gradient (% Buffer B in mobile phase)	25-80%
Run Time/flow rate	90 minutes at 50 mL/minute

Table 4. Prep-HPLC Conditions 4

Mobile Phase	A: 100 mM triethylammonium B: acetonitrile
Column	Waters Novapak C18, 19 mm x 300 mm
HPLC system	Waters 625HPLC/486 detector
Gradient (% Buffer B in mobile phase)	10-25%
Run Time/flow rate	30 minutes at 8.5 mL/minute

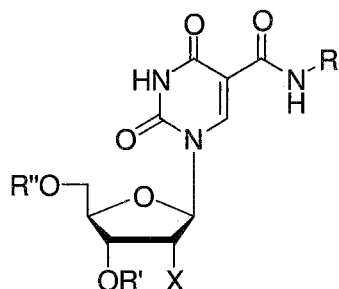
[0095] **5-(2-(N-Benzimidazolonyl)ethylaminocarbonyl)-2'-deoxyuridine-5'-O-triphosphate (bis-triethylammonium salt) (6e).** The triphosphate (6e) was synthesized

from the 3'-*O*-acetyl-nucleoside (**5e**) as described for (**6a**). The crude product (**6e**) was purified with the same equipment and buffers as used for (**6a**), but the gradient was modified to run buffer B from 15% to 60% during the 50 minute elution to improve resolution of products (Table 3: prep-HPLC Conditions 3). For (**6e**) [$\epsilon_{\text{est.}}$ 13,700 cm⁻¹ M⁻¹] the isolated purified product was 101 μ mol (20% yield). ¹H-NMR (D₂O) δ 1.17 (18H, t, J = 7.3 Hz), 2.17-2.36 (2H, m), 3.09 (12H, q, J = 7.3 Hz), 3.60-3.73 (2H, m), 4.01 (2H, t, J = 5.4 Hz), 4.03-4.15 (3H, m), 4.45-4.50 (1H, m), 4.70 (>7H, bs, HOD), 6.04 (1H, t, J = 6.6 Hz), 6.95-7.12 (4H, m), 8.02 (1H, s). ³¹P-NMR (D₂O) δ -10.35 (d, J = 20 Hz), -11.40 (d, J = 20 Hz), -23.23 (t, J = 20 Hz). MS (m/z) calcd for C₁₉H₂₄N₅O₁₆P₃, 671.04; found 670.1 [M-H]⁻.

[0096] The foregoing embodiments and examples are intended only as examples. No particular embodiment, example, or element of a particular embodiment or example is to be construed as a critical, required, or essential element or feature of any of the claims. Further, no element described herein is required for the practice of the appended claims unless expressly described as "essential" or "critical." Various alterations, modifications, substitutions, and other variations can be made to the disclosed embodiments without departing from the scope of the present invention, which is defined by the appended claims. The specification, including the examples, is to be regarded in an illustrative manner, rather than a restrictive one, and all such modifications and substitutions are intended to be included within the scope of the invention. Accordingly, the scope of the invention should be determined by the appended claims and their legal equivalents, rather than by the examples given above. For example, steps recited in any of the method or process claims may be executed in any feasible order and are not limited to an order presented in any of the embodiments, the examples, or the claims.

THE EMBODIMENTS OF THE INVENTION FOR WHICH AN EXCLUSIVE PROPERTY OR PRIVILEGE ARE CLAIMED ARE DEFINED AS FOLLOWS:

1. A C-5 modified aminocarbonylpyrimidine having the following structure:



wherein

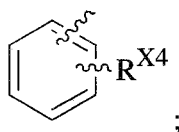
R' is selected from the group consisting of -H, -Ac, -Bz, -CH₂CH₂OCH₃, -C(O)CH₂OCH₃ and -SiMe₂tBu;

R'' is selected from the group consisting of H, dimethoxytrityl, and triphosphate (-P(O)(OH)-O-P(O)(OH)-O-P(O)(OH)₂) or a salt thereof;

X is selected from the group consisting of -H, -OH, -OMe, -O-allyl, -F, -OEt, -OPr, -OCH₂CH₂OCH₃ and -azido;

R is -(CH₂)_n-R^{X1};

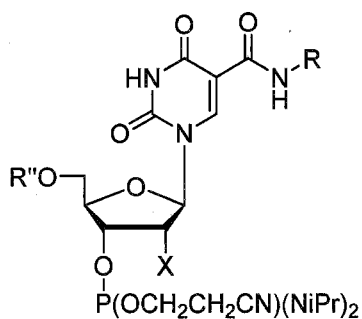
R^{X1} is:



wherein R^{X4} is selected from branched or linear C1-C20 alkyl, and nitrile (CN); and

n = 0-10.

2. A 3'-phosphoramidite of a C-5 modified aminocarbonylpyrimidine having the following structure:



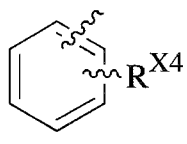
wherein

R'' is selected from the group consisting of H, dimethoxytrityl, and triphosphate (-P(O)(OH)-O-P(O)(OH)-O-P(O)(OH)₂) or a salt thereof;

X is selected from the group consisting of -H, -OH, -OMe, -O-allyl, -F, -OEt, -OPr, -OCH₂CH₂OCH₃ and -azido;

R is -(CH₂)_n-R^{X1};

R^{X1} is:

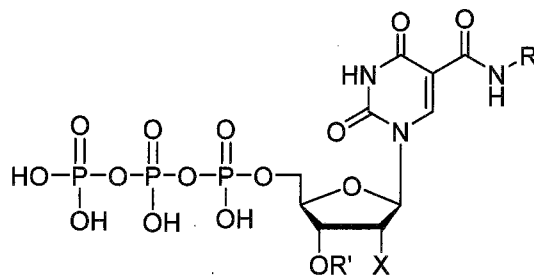


wherein R^{X4} is selected from branched or linear C1-C20 alkyl, and nitrile (CN);

and

n = 0-10.

3. A 5'-triphosphate of a C-5 modified aminocarbonylpyrimidine having the following structure:



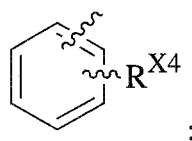
wherein

R' is selected from the group consisting of -H, -Ac, -Bz, -CH₂CH₂OCH₃, -C(O)CH₂OCH₃ and -SiMe₂tBu;

X is selected from the group consisting of -H, -OH, -OMe, -O-allyl, -F, -OEt, -OPr, -OCH₂CH₂OCH₃ and -azido;

R is -(CH₂)_n-R^{X1};

R^{X1} is:



wherein R^{X4} is selected from branched or linear C1-C20 alkyl, and nitrile (CN);

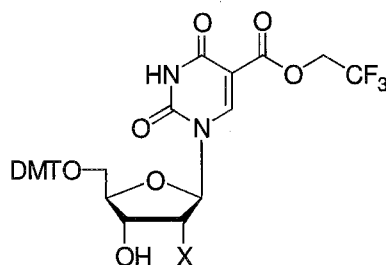
and

n = 0-10.

4. An oligonucleotide comprising at least one modified nucleotide selected from the C-5 modified aminocarbonylpyrimidine of any one of claims 1 to 3.
5. The oligonucleotide of claim 4, wherein the oligonucleotide is a ribonucleic acid or a deoxyribonucleic acid.
6. The oligonucleotide of claim 4, wherein said oligonucleotide further comprises at least one chemical modification comprising a chemical substitution at one or more positions independently selected from a ribose position, a deoxyribose position, a phosphate position, and a base position, wherein said chemical modification is independently selected from the group consisting of a 2'-position sugar modification, a 2'-amino (2'-NH₂), a 2'-fluoro (2'-F), a 2'-O-methyl (2'-OMe), 2'-O-ethyl (2'-OEt), 2'-O-propyl (2'-OPr), 2'-O-CH₂CH₂OCH₃, a 5-position pyrimidine modification, a backbone modification, methylation, a 3' cap, and a 5' cap.
7. The oligonucleotide of claim 4, wherein the oligonucleotide is an aptamer.
8. A method for preparing a C-5 modified aminocarbonylpyrimidine comprising:

reacting a pyrimidine modified at the 5-position with a trifluoroethoxycarbonyl with an amine in the presence of a tertiary amine base; and isolating said C-5 modified aminocarbonylpyrimidine;

wherein, said trifluoroethoxycarbonylpyrimidine has the following structure:



wherein,

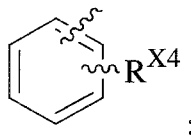
X is selected from the group consisting of -H, -OH, -OMe, -O-allyl, -F, -OEt, -OPr, -OCH₂CH₂OCH₃ and -azido; and

wherein, the amine is RNH₂;

wherein,

R is -(CH₂)_n-R^{X1};

R^{X1} is:



wherein R^{X4} is halogen (F, Cl, Br, I); and

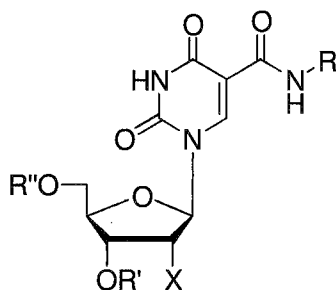
n = 0-10.

9. A method for preparing a 3'-phosphoramidite of a C-5 modified aminocarbonylpyrimidine comprising:

reacting said C-5 modified aminocarbonylpyrimidine with cyanoethyldiisopropylchlorophosphoramidite in the presence of a tertiary amine; and isolating said 3'-phosphoramidite;

wherein, C-5 modified aminocarbonylpyrimidine has the following structure:

following structure:



wherein

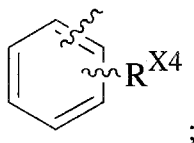
R' is -H;

R'' is dimethoxytrityl;

X is selected from the group consisting of -H, -OH, -OMe, -O-allyl, -F, -OEt, -OPr, -OCH₂CH₂OCH₃ and -azido;

R is -(CH₂)_n-R^{X1};

R^{X1} is:

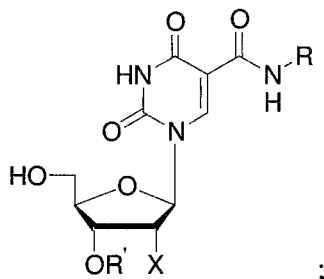


wherein R^{X4} is selected from branched or linear C1-C20 alkyl, and nitrile (CN); and

n = 0-10.

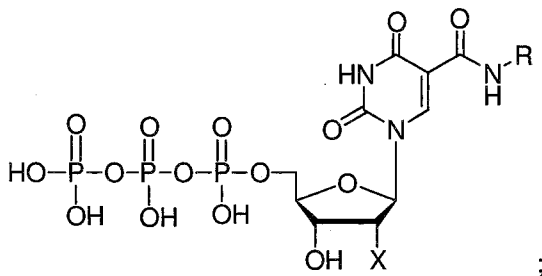
10. A method for preparing a 5'-triphosphate of a C-5 modified aminocarbonylpyrimidine comprising:

a) performing a Ludwig-Eckstein reaction followed by anion exchange chromatography on a C-5 modified aminocarbonylpyrimidine having the formula:



and

b) isolating a 5'-triphosphate of a C-5 modified aminocarbonylpyrimidine having the following structure or a salt thereof:



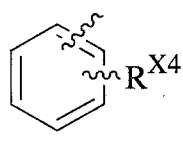
wherein

X is selected from the group consisting of -H, -OH, -OMe, -O-allyl, -F, -OEt, -OPr, -OCH₂CH₂OCH₃ and -azido,

R' is selected from -Ac or -Bz;

R is -(CH₂)_n-R^{X1};

R^{X1} is:



wherein R^{X4} is selected from branched or linear C1-C20 alkyl, and nitrile (CN); and
 $n = 0-10$.