



US00D518480S

(12) **United States Design Patent**
Zheng et al.

(10) **Patent No.:** **US D518,480 S**

(45) **Date of Patent:** **** Apr. 4, 2006**

(54) **WIRELESS SHOPFLOOR DATA TERMINAL**

(75) Inventors: **Zhi Ping Zheng**, Kowloon (HK); **Wai Kai Koo**, Quarry Bay (HK)

(73) Assignee: **Nanyang Brothers Tobacco Company Limited**, New Territories (HK)

(**) Term: **14 Years**

(21) Appl. No.: **29/192,664**

(22) Filed: **Oct. 27, 2003**

(51) **LOC (8) Cl.** **14-02**

(52) **U.S. Cl.** **D14/307**

(58) **Field of Classification Search** D14/302-308,
D14/130, 146, 374; D13/163, 184, 199; D20/10;
D99/28; 194/205, 206; 361/680-687
See application file for complete search history.

(56) **References Cited**

U.S. PATENT DOCUMENTS

- D364,382 S * 11/1995 Yamamoto D13/163
- D378,082 S * 2/1997 Wilson D14/302
- D391,565 S * 3/1998 Nanjo D14/130

- D408,458 S * 4/1999 Hempel D20/10
- D417,440 S * 12/1999 Wilson D14/374
- D478,582 S * 8/2003 Becker et al. D14/302

* cited by examiner

Primary Examiner—Freda S. Nunn

(74) *Attorney, Agent, or Firm*—Kirkpatrick & Lockhart
Nicholson Graham LLP

(57) **CLAIM**

We claim the ornamental design for a wireless shopfloor data terminal, as shown and described.

DESCRIPTION

FIG. 1 is a front view of the new ornamental wireless shopfloor data terminal of the present invention; FIG. 2 is a rear view thereof; FIG. 3 is a left side view thereof; FIG. 4 is a right side view thereof; FIG. 5 is a top view thereof; FIG. 6 is a bottom view thereof; FIG. 7 is a front, right perspective view thereof; and, FIG. 8 is a rear, right perspective view thereof.

1 Claim, 5 Drawing Sheets

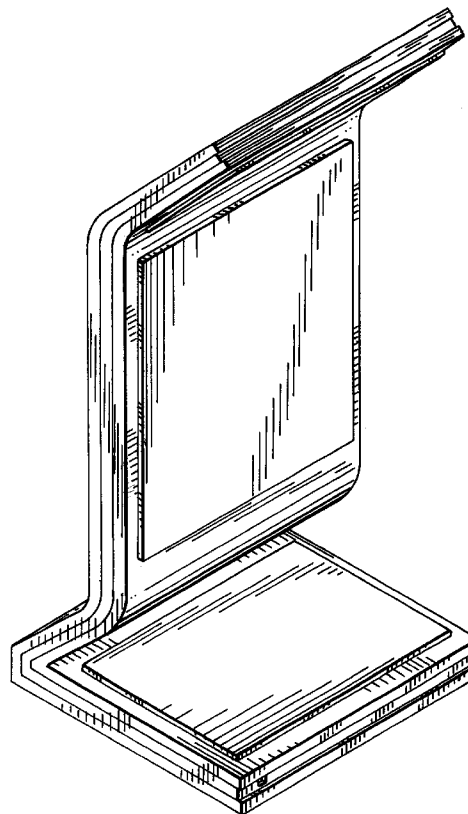
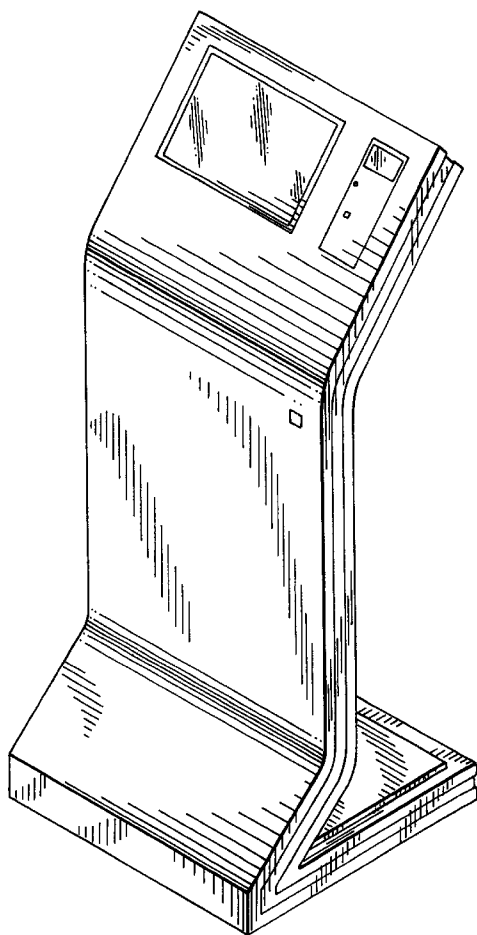


FIG. 1




FIG. 2

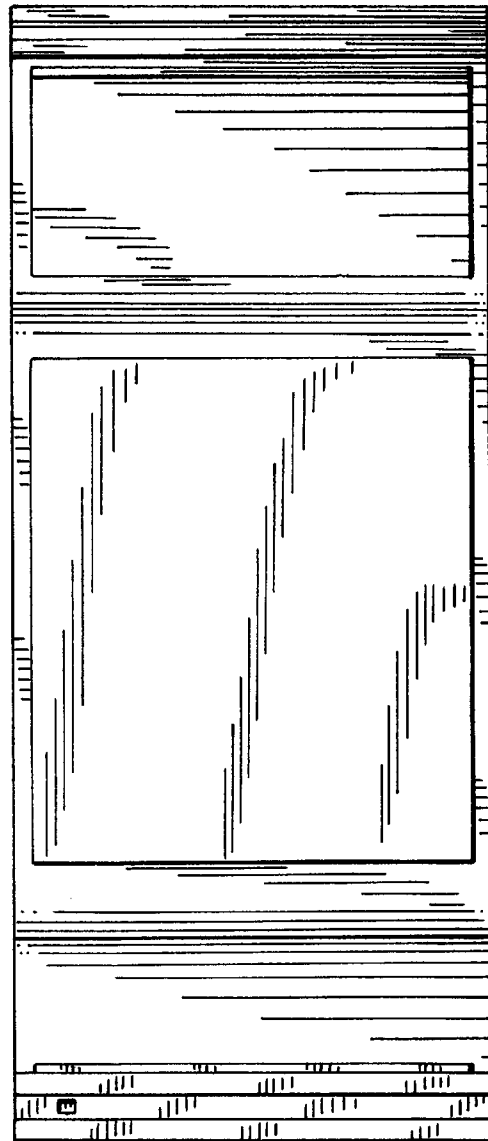


FIG.3

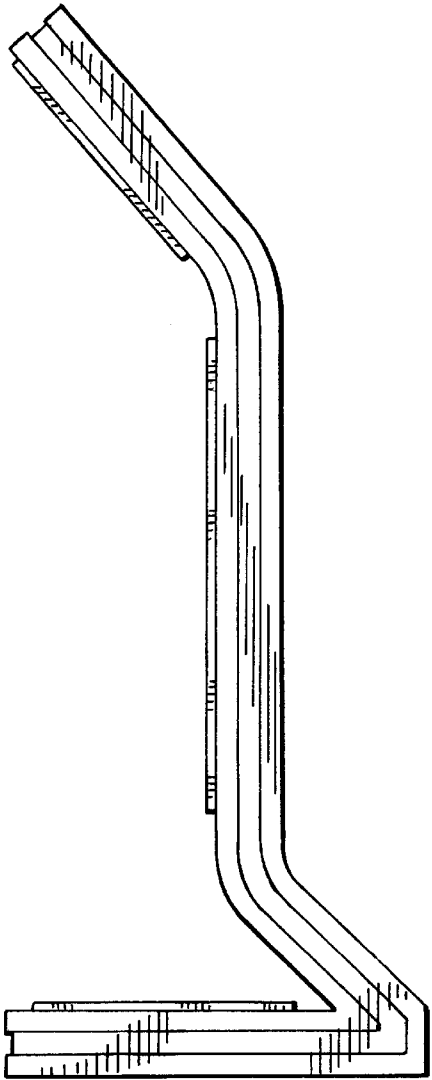


FIG.4

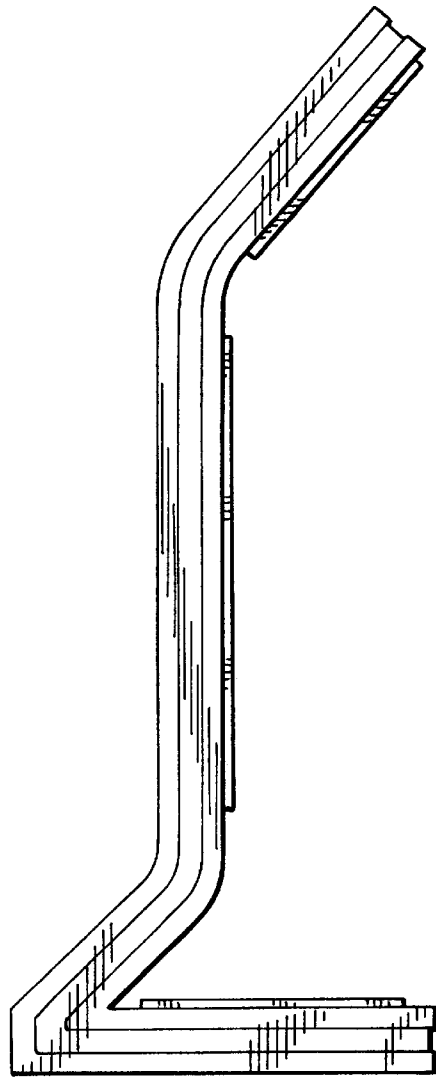


FIG. 5




FIG. 6

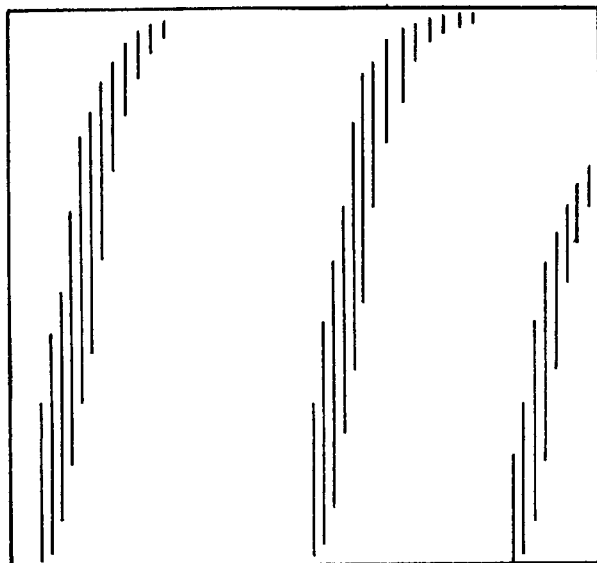


FIG. 7

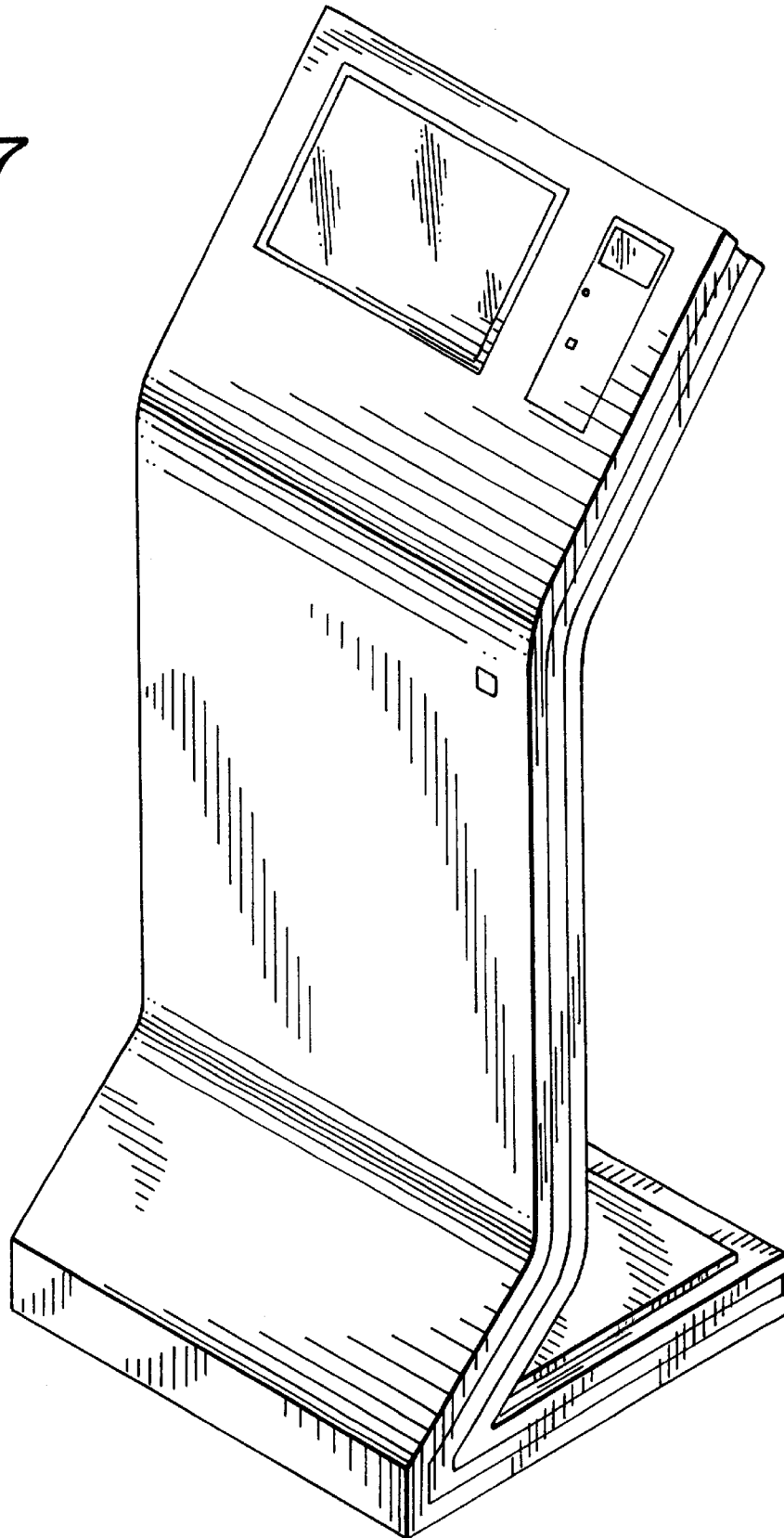


FIG. 8

