



US00D489502S

(12) **United States Design Patent** (10) **Patent No.:** **US D489,502 S**
Stewart (45) **Date of Patent:** **** May 4, 2004**

(54) **TRASH RECEPTACLE**
(75) Inventor: **Kipp Stewart**, Carmel, CA (US)
(73) Assignee: **Landscape Forms Inc.**, Kalamazoo, MI (US)
(**) Term: **14 Years**
(21) Appl. No.: **29/170,414**
(22) Filed: **Nov. 6, 2002**

D450,166 S * 11/2001 Skalka D34/1
D457,703 S * 5/2002 Tolar D34/7
D460,594 S * 7/2002 Weiss et al. D34/6
D465,892 S * 11/2002 Weiss et al. D34/1
D472,357 S * 3/2003 Stewart D34/7
D473,361 S * 4/2003 Englert et al. D34/7

* cited by examiner

Primary Examiner—Cynthia E. Ramirez
(74) *Attorney, Agent, or Firm*—Heslin Rothenberg Farley & Mesiti P.C.

Related U.S. Application Data

(62) Division of application No. 29/149,334, filed on Oct. 9, 2001, now Pat. No. Des. 472,357.
(51) **LOC (7) Cl.** **09-09**
(52) **U.S. Cl.** **D34/7**
(58) **Field of Search** D34/1, 5, 6, 7, D34/8, 9, 10, 11; 220/908, 908.1, 909, 910, 911

(56) **References Cited**

U.S. PATENT DOCUMENTS

D215,345 S * 9/1969 Mangold et al. D34/1
4,955,497 A * 9/1990 Winden et al. 232/43.2
D315,625 S * 3/1991 Hallinan et al. D34/1

(57) **CLAIM**

The ornamental design for a trash receptacle, as shown and described.

DESCRIPTION

FIG. 1 is an isometric view of the trash receptacle; FIG. 2 is a front elevational view thereof, the back elevational view being identical thereto; FIG. 3 is a right-side elevational view thereof; FIG. 4 is a left-side elevational view thereof; and, FIG. 5 is a top plan view thereof.
The broken line showing in the drawing figures is for illustrative purposes only and forms no part of the claimed design.

1 Claim, 5 Drawing Sheets

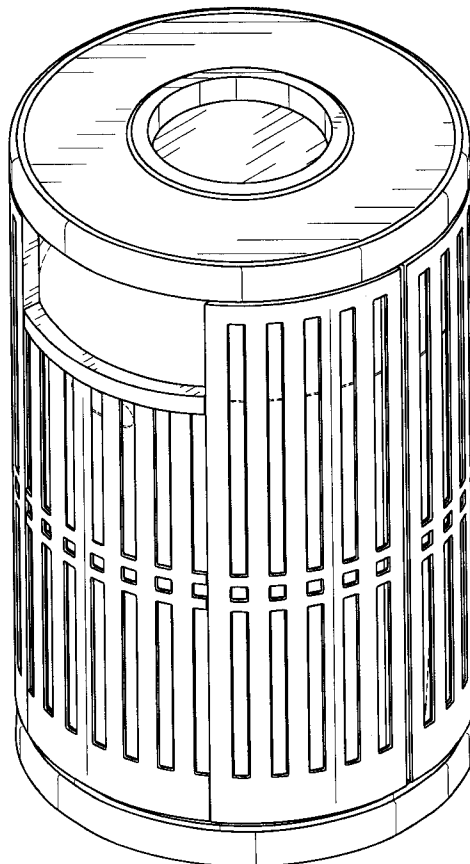


FIG. 1

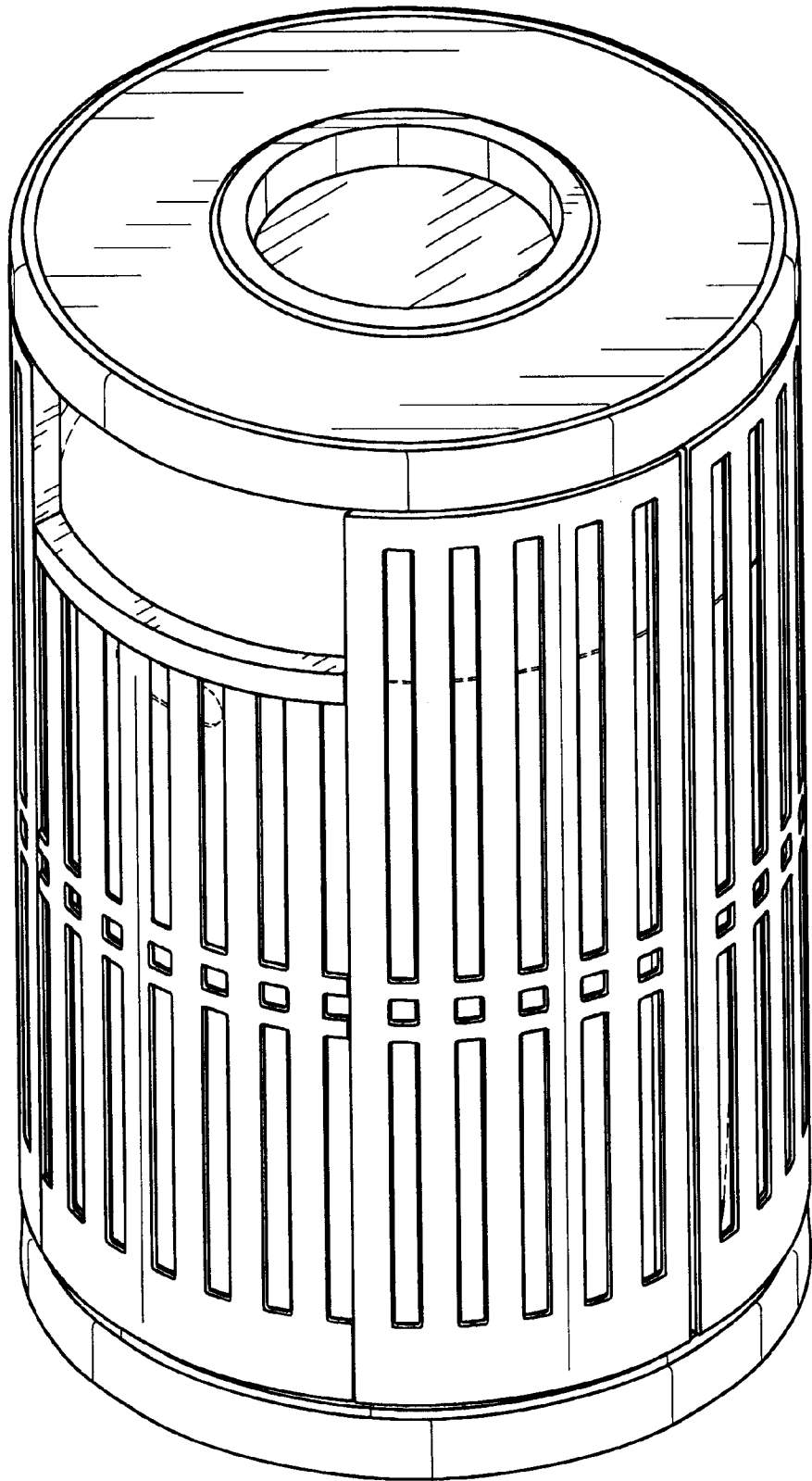


FIG. 2




FIG. 3




FIG. 4




FIG. 5

