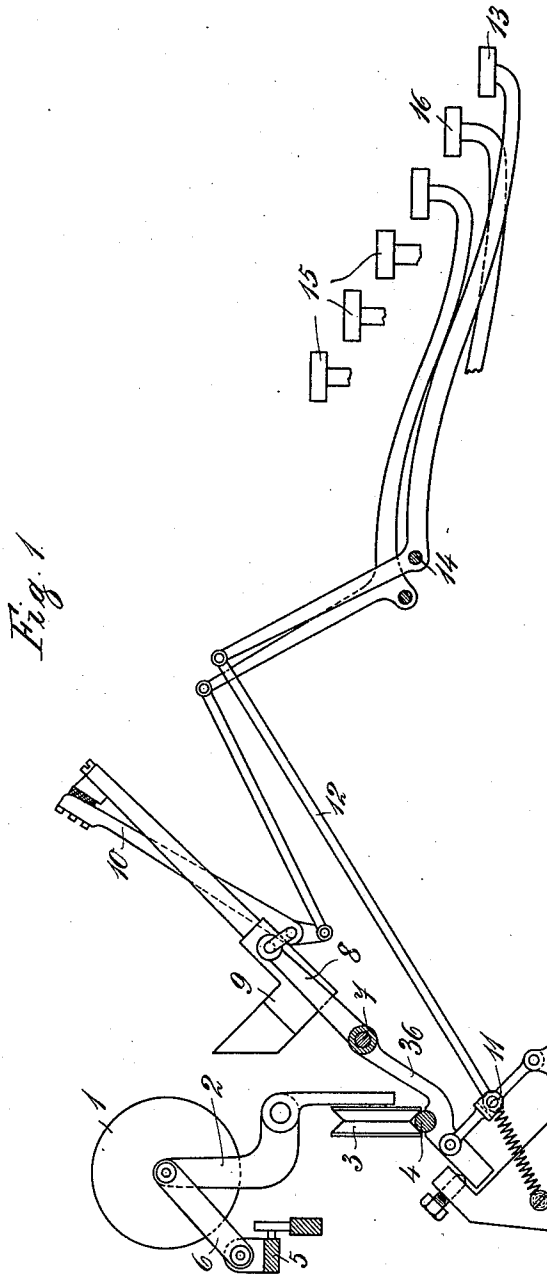


M. KLACZKO.
TYPE WRITING MACHINE.
APPLICATION FILED NOV. 17, 1910.

999,502.

Patented Aug. 1, 1911.

2 SHEETS—SHEET 1.



Witnesses:
Corinne Myers.
Vera Paulsen.

Inventor:
Max Klaczko.
by L. K. Böhm,
Attorney.

M. KLACZKO.
TYPE WRITING MACHINE.
APPLICATION FILED NOV. 17, 1910.

999,502.

Patented Aug. 1, 1911.

2 SHEETS—SHEET 2.

Fig. 2.

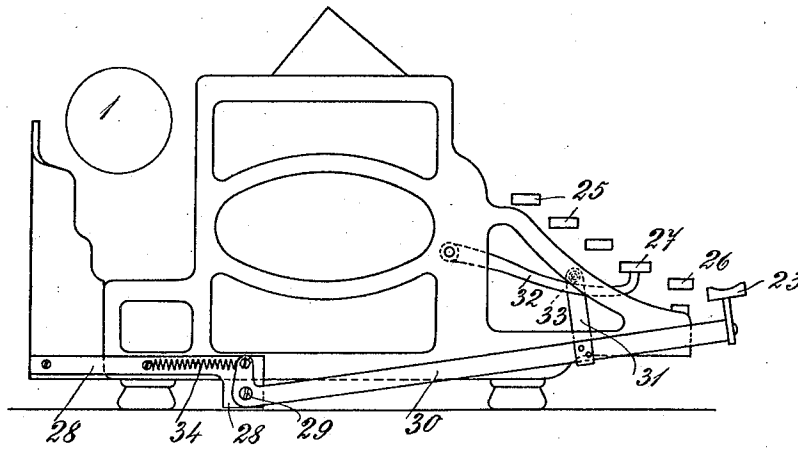
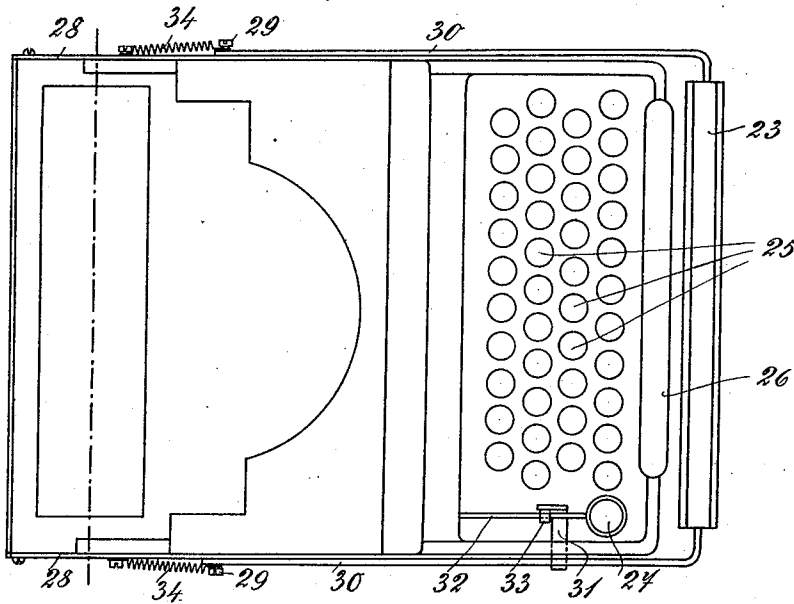


Fig. 3.



Witnesses:
Corinne Myers.
Vera Paulsen.

Inventor:
Max Klaczko.
by L. K. Böhm,
Attorney.

UNITED STATES PATENT OFFICE.

MAX KLACZKO, OF RIGA, RUSSIA.

TYPE-WRITING MACHINE.

999,502.

Specification of Letters Patent.

Patented Aug. 1, 1911.

Application filed November 17, 1910. Serial No. 592,809.

To all whom it may concern:

Be it known that I, MAX KLACZKO, a subject of the Emperor of Russia, and resident of 19 Scheunenstrasse, Riga, in the Empire of Russia, have invented new and useful Improvements in Type-Writing Machines, of which the following is a specification.

This invention relates to type writing machines and has for its object to improve the construction of the usual shift-key as well as to improve its operation whereby the operator will be enabled to simultaneously depress by one and the same hand any key lever and the shift-key. The improvement also enables the operator after depressing the spacing bar by the thumb of one hand to use the same thumb for actuating the shift-key without necessitating the position of the hand being changed. The last named advantage will especially be evident when it is desired to write in a sentence or after a stop a word having a capital letter, since in this case it will be possible to easily actuate the shift-key with the same thumb, with which the spacing bar for providing a space after the preceding word or stop has been operated and, at the same time, depress the desired key lever with a finger of the same hand. By this improvement the machine may be quickly and conveniently operated and the further advantage is secured that persons having only one sound hand are enabled to operate the type writing machine. On the other hand, it will also be possible to operate the machine with the left hand and to turn over the leaves of a book or to make notes with the right hand.

The improvement consists in extending the shift-key across the whole width of the key-board and arranging it before or nearly opposite to the spacing bar.

The improvement may also be provided on type writing machines of known construction having the usual shift-key or keys.

In order that the invention may be more clearly understood and readily carried into effect reference is taken to the accompanying drawings in which:—

Figure 1 is a sectional diagrammatic view of a type writing machine provided with the improvement. Figs. 2 and 3 show a side view and a plan, respectively, of a machine of a known type supplemented by the improvement according to the invention.

The type writing machine shown in Fig. 1 has a so-called Standard or Remington

key-board with type blocks on which more than two types are provided, the arrangement being such that the proper letter of the type block when the key lever is depressed strikes against the platen in the direction of its diameter. In the constructional form shown the platen 1 is mounted in bearings 2 of the carriage 3 movable on the bar 4. The platen 1 is carried by the machine frame 5 by means of arms 6. The bar 4 for the carriage 3 is mounted on suitable supports 36 articulated to a bar 7 rigid in the machine frame. The support 36 is provided with an arm 8 supporting the shift-plate 9 of the type levers 10. At its free end the support 36 is connected with a spring actuated toggle lever 11 which is at its other end in connection with a stationary part of the machine frame. The toggle lever 11 is connected by the rod 12 with the shift-lever or bar 13 pivotally mounted at 14 in the machine frame. 15 is the key-board and 16 the spacing bar. The shift-bar 13 is extended across the whole width of the key-board 15 and arranged in front of the spacing bar 16, as shown. The operation of the shift-bar is the same as of the usual shift-key.

In Figs. 2 and 3 a type writing machine of a known construction is diagrammatically illustrated which is supplemented by the new shift-bar. 25 is the key-board of the machine, 26 the spacing bar and 27 the usual shift-key. On each side of the machine frame is secured an angle plate 28 which serves as a support for a pivot 29 of the angle bar 30 supporting the shift-bar 23. The latter extends across the whole width of the machine frame and is arranged in front of or nearly opposite to the spacing bar 26. To the angle bar 30 is secured a suitable bent arm 31 which engages the lever 32 of the shift-key 27 by means of a hook 33 hooked over the lever 32 and whereby the shift-key 27 may be operated independently of the shift-bar 23 when found more convenient. The shift-bar 23, when depressed and released, is returned into its normal position illustrated by means of a spring 34 which is at its one end connected with the upright arm of the angle bar 30, and at its other end with the machine frame.

I claim:—

1. In combination with a typewriting machine having a key-board, a space-bar adjacent thereto and an individually op-

erating shift-key; of supporting bars pivotally supported at each side of the keyboard, springs for normally holding said supporting bars elevated, a shift-bar extending across the whole width of the machine and adjacent to the space-bar, said shift-bar being carried by said supporting bars, and a connection between one of said supporting bars and the lever of the shift-key whereby said shift-bar may be operated to actuate the shift-key and whereby said shift-key may be individually operated.

2. In combination with a typewriting machine having a keyboard, a space-bar adjacent thereto, and an individually operating shift-key; of supporting bars pivotally supported at each side of the key-board,

springs for normally holding said supporting bars elevated, a shift-bar extending across the whole width of the machine and adjacent to the space-bar, said shift-bar being carried by said supporting bars, and an arm carried by one of said supporting bars and having one end hooked over the lever of the shift-key, whereby said shift-bar may be operated to actuate the shift-key and whereby said shift-key may be individually operated.

In witness whereof I have hereunto set my hand in the presence of two witnesses.
MAX KLACZKO.

Witnesses:

HENRY DE SOTA,
F. A. HANIMAGI.

Copies of this patent may be obtained for five cents each, by addressing the "Commissioner of Patents, Washington, D. C."