

(12) STANDARD PATENT
(19) AUSTRALIAN PATENT OFFICE

(11) Application No. **AU 2008231854 B2**

(54) Title
Combination medicaments for treating bacterial infections

(51) International Patent Classification(s)
A61K 31/427 (2006.01) **A61P 31/04** (2006.01)
A61K 31/4436 (2006.01)

(21) Application No: **2008231854** (22) Date of Filing: **2008.03.19**

(87) WIPO No: **WO08/116813**

(30) Priority Data

(31) Number	(32) Date	(33) Country
07006053.8	2007.03.23	EP

(43) Publication Date: **2008.10.02**

(44) Accepted Journal Date: **2013.03.21**

(71) Applicant(s)
Basilea Pharmaceutica AG

(72) Inventor(s)
Page, Malcolm G.P.;Desarbre, Eric

(74) Agent / Attorney
Spruson & Ferguson, L 35 St Martins Tower 31 Market St, SYDNEY, NSW, 2000

(56) Related Art
WO 2007/065288

(19) World Intellectual Property Organization
International Bureau



(43) International Publication Date
2 October 2008 (02.10.2008)

PCT

(10) International Publication Number
WO 2008/116813 A3

(51) International Patent Classification:

A61K 31/427 (2006.01) A61P 31/04 (2006.01)
A61K 31/4436 (2006.01)

(21) International Application Number:

PCT/EP2008/053336

(22) International Filing Date: 19 March 2008 (19.03.2008)

(25) Filing Language:

English

(26) Publication Language:

English

(30) Priority Data:

07006053.8 23 March 2007 (23.03.2007) EP

(71) Applicant (for all designated States except US):
BASILEA PHARMACEUTICA AG [CH/CH]; Gren-
zacherstrasse 487, CH-4005 Basel (CH).

(72) Inventors; and

(75) Inventors/Applicants (for US only): **DESARBRE,**
Eric [FR/FR]; 32, rue des carriers, F-68100 Mulhouse
(FR). **PAGE, Malcolm G.P.** [GB/CH]; Wintergasse 18,
CH-4056 Basel (CH).

(74) Agents: **HOECHST, Werner** et al.; c/o Bohest AG, Hol-
beinstrasse 36-38, CH-4051 Basel (CH).

(81) Designated States (unless otherwise indicated, for every
kind of national protection available):

AE, AG, AL, AM, AO, AT, AU, AZ, BA, BB, BG, BH, BR, BW, BY, BZ, CA, CH, CN, CO, CR, CU, CZ, DE, DK, DM, DO, DZ, EC, EE, EG, ES, FI, GB, GD, GE, GH, GM, GT, HN, HR, HU, ID, IL, IN, IS, JP, KE, KG, KM, KN, KP, KR, KZ, LA, LC, LK, LR, LS, LT, LU, LY, MA, MD, ME, MG, MK, MN, MW, MX, MY, MZ, NA, NG, NI, NO, NZ, OM, PG, PH, PL, PT, RO, RS, RU, SC, SD, SE, SG, SK, SL, SM, SV, SY, TJ, TM, TN, TR, TT, TZ, UA, UG, US, UZ, VC, VN, ZA, ZM, ZW.

(84) Designated States (unless otherwise indicated, for every
kind of regional protection available):

ARIPO (BW, GH, GM, KE, LS, MW, MZ, NA, SD, SL, SZ, TZ, UG, ZM, ZW), Eurasian (AM, AZ, BY, KG, KZ, MD, RU, TJ, TM), European (AT, BE, BG, CH, CY, CZ, DE, DK, EE, ES, FI, FR, GB, GR, HR, HU, IE, IS, IT, LT, LU, LV, MC, MT, NL, NO, PL, PT, RO, SE, SI, SK, TR), OAPI (BF, BJ, CF, CG, CI, CM, GA, GN, GQ, GW, ML, MR, NE, SN, TD, TG).

Published:

— with international search report

(88) Date of publication of the international search report:

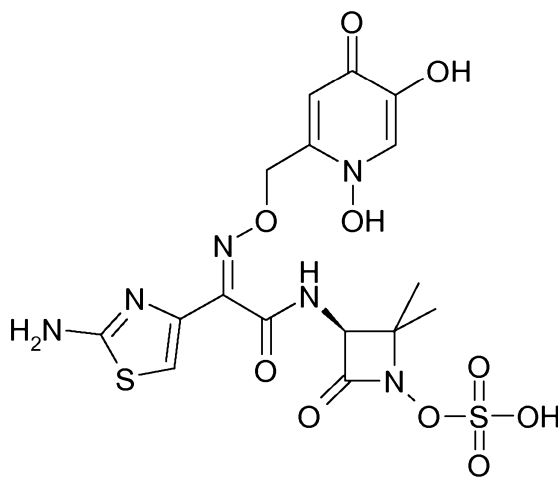
22 January 2009

(15) Information about Correction:

Previous Correction:

see Notice of 27 November 2008

(54) Title: COMBINATION MEDICAMENTS FOR TREATING BACTERIAL INFECTIONS



(I)

(57) Abstract: Use of a monobactam antibiotic of formula (I) wherein the oxyimino group i.e. >C=N-O- has Z-orientation, or a pharmaceutically acceptable salt thereof for the manufacture of a medicament for the treatment of a bacterial infection in combination with a carbapenem antibiotic or a pharmaceutically acceptable salt thereof.

WO 2008/116813 A3

Combination medicaments for treating bacterial infections

The present invention relates to the use of monobactam anti-
biotic of formula (I) as described herein below and novel
pharmaceutical products comprising a combination comprising
5 said compound and a carbapenem antibiotic.

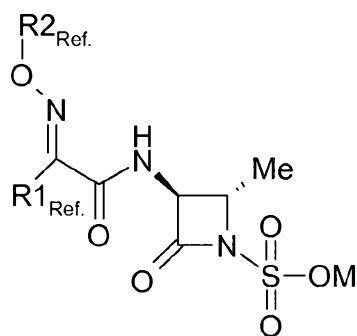
β -Lactam antibiotics have been widely used for the treatment
of bacterial infections both in hospitals and in the general
public. There are several classes of β -lactam antibiotics
10 that have found clinical application, these include the peni-
cillins, cephalosporins, cephamycins, carbacephems, oxace-
phems, carbapenems and monobactams.

The efficiency of all of these classes to cure bacterial in-
15 fections has been impaired by the appearance of bacteria that
are resistant towards the antibiotics. The prevalent cause of
this resistance in Gram-negative bacteria is the expression
by the bacteria of enzymes known as β -lactamases that are
able to hydrolyse the β -lactam antibiotics rendering them in-
20 active. Bacteria are able to produce a variety of β -
lactamases, including penicillinases, cephalosporinases,
cephamycinases, carbapenemases, monobactamases, broad-spec-
trum β -lactamases and extended-spectrum β -lactamases.

25 Monobactam antibiotics (e.g. aztreonam) have been regarded as
stable towards many β -lactamases. Nevertheless there are many
strains of Gram-negative bacteria that now exhibit
 β -lactamase-mediated resistance towards aztreonam.

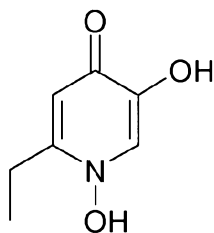
Combinations between Aztreonam, i.e. (Z)-2-[[[(2-amino-4-thiazolyl)[[(2S,3S)-2-methyl-4-oxo-1-sulfo-3-azetidiny]-carbamoyl]methylene]amino]oxy]-2-methylpropionic acid, and carbapenems (Imipenem or Meropenem) have been investigated as
 5 a possible way to overcome bacterial resistance. Although some synergy between aztreonam and a carbapenem was observed against bacteria belonging to the *Enterobacteriaceae* [Sader HS, Huynh HK, Jones RN; Contemporary *in vitro* synergy rates for aztreonam combined with newer fluoroquinolones and
 10 β -lactams tested against Gram-negative bacilli; Diagn. Microbiol. Infect. Dis. 47 (2003) 547-550], the activity of the combinations against *Pseudomonas aeruginosa* was devoid of synergy or even showed antagonism [Sader HS, Huynh HK, Jones RN; Contemporary *in vitro* synergy rates for aztreonam
 15 combined with newer fluoroquinolones and β -lactams tested against Gram-negative bacilli; Diagn. Microbiol. Infect. Dis. 47 (2003) 547-550; Yamaki K, Tanaka T, Takagi K, Ohta M; Effects of aztreonam in combination with antipseudomonal antibiotics against *Pseudomonas aeruginosa* isolated from patients
 20 with chronic or recurrent lower respiratory tract infection. J. Infect.Chemother. 4(1998) 50-55].

WO 98/47895 is directed to 2-oxo-1-azetidine sulfonic acid derivatives of the general formula



wherein the oxyimino fragment $\text{R2}_{\text{Ref.}}\text{O}\backslash\text{N}=\text{CR1}_{\text{Ref.}}$ has 'anti'

orientation as shown in the above formula. 'anti' is an older term used to designate the trans-isomer of an oxime compound (the prefix 'syn' was accordingly used to designate the cis-
 5 of an oxime); cf. IUPAC Gold Book; IUPAC Compendium of Chemical Terminology, Electronic version,
<http://goldbook.iupac.org/E0204.html> and PAC, 1996, 68, 2193
Basic terminology of stereochemistry (IUPAC Recommendations 1996) on page 2207. The disclosed 2-oxo-1-azetidine sulfonic
 10 acid derivatives are to be used in combination with carbapenem antibiotics including Imipenem, Meropenem or Biapenem for the treatment of bacterial infections. $\text{R1}_{\text{Ref.}}$ is preferably a 2-thienyl group and is used in all exemplified inventive compounds of said reference. $\text{R2}_{\text{Ref.}}$ can among other groups
 15 e.g. be a group of formula:



The 'anti' (trans) orientation of the oxyimino fragment is described to provide excellent synergy with ceftazidime. Example 1 of the reference e.g. refers to (3S)-trans-3-[(E)-2-
 20 (2-thienyl)-2-[(1,5-dihydroxy-4-pyridon-2-ylmethoxy)imino]-acetamido]-4-methyl-2-oxazetidine-1-sulfonic acid and is shown to have, together with ceftazidime, antibacterial activity against numerous strains of pathogenic bacteria.

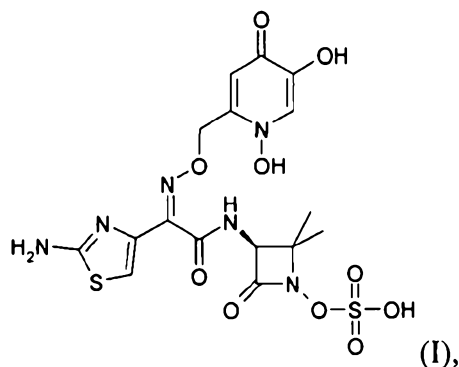
25 There is however an increasing formation of resistance towards conventional monobactam antibiotics, like e.g. Aztreonam. Particularly in view of this growing resistance, there

is an ongoing need for novel alternatives to known monobactam antibiotics as well as for finding novel antibiotic combinations.

This invention is based on the recent finding of novel monobactam antibiotics and, more particularly, on the novel finding that a specific embodiment of these monobactams, the monobactam antibiotic of formula (I) as described herein below, when used in combination with other antibiotics, in particular carbapenem antibiotics, shows improved efficacy against a broad range of bacteria, including Gram-positive and especially Gram-negative bacteria, including *Enterobacteriaceae* and *Pseudomonas aeruginosa*. In particular, the efficacy of the novel combinations of the monobactam antibiotic of formula (I) with carbapenem antibiotics is for many strains of important pathogenic bacteria significantly improved with regard to combinations of Aztreonam with the respective carbapenem antibiotics, e.g. the combinations of Aztreonam with Meropenem or Imipenem.

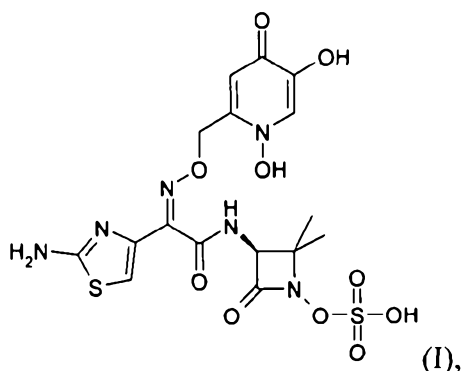
Furthermore, the combinations of the present invention frequently exhibit a significantly improved efficacy against bacteria when compared to the best efficacy of the combination partners alone, and frequently exhibits a synergistic effect i.e. an effect which is more potent than what one would expect from a purely additive effect.

A first aspect of the invention provides for use of monobactam antibiotic of formula (I)



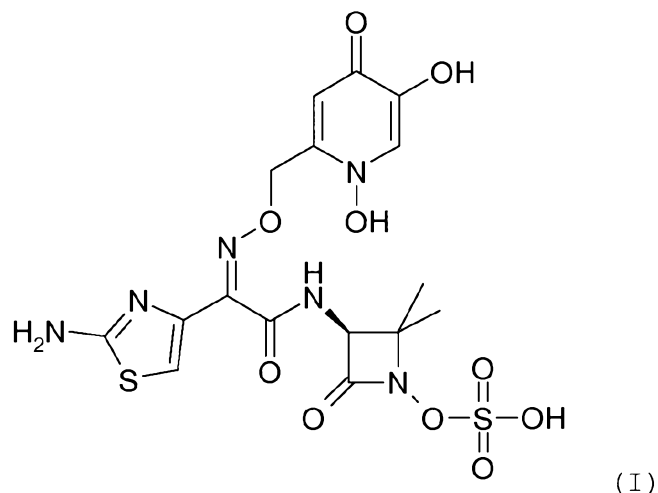
wherein the oxyimino group i.e. $>C=N-O-$ has Z-orientation, or a pharmaceutically acceptable salt thereof for the manufacture of a medicament for the treatment of a bacterial infection caused by Gram-negative bacteria in combination with one or more than one carbapenem antibiotic, or pharmaceutically acceptable salts thereof, wherein the bacterial infection is selected from the group consisting of nosocomial pneumonia, community-acquired pneumonia, urinary tract infection, complicated intra-abdominal infection, complicated skin/skin structure infection, cystic fibrosis and sepsis and the carbapenem antibiotic is selected from the group consisting of Meropenem, Imipenem, Ertapenem and Doripenem.

A second aspect of the invention provides for a method for treating a bacterial infection with Gram-negative bacteria in a mammal in need of such treatment comprising administering to said mammal a monobactam antibiotic of formula (I)



wherein the oxyimino group i.e. $>C=N-O-$ has Z-orientation, or a pharmaceutically acceptable salt thereof in combination with one or more than one carbapenem antibiotic or pharmaceutically acceptable salts thereof, in a dose effective for treatment of said infection, wherein the bacterial infection is selected from the group consisting of nosocomial pneumonia, community-acquired pneumonia, urinary tract infection, complicated intra-abdominal infection, complicated skin/skin structure infection, cystic fibrosis and sepsis and the carbapenem antibiotic is selected from the group consisting of Meropenem, Imipenem, Ertapenem and Doripenem.

Thus the present invention relates to the use of the monobactam antibiotic of formula (I)



wherein the oxymino group, i.e. $>C=N-O-$ is in Z-orientation, (corresponding to the = cis-orientation or syn-orientation in the sense indicated above with regard to WO 98/47895), or a
 5 pharmaceutically acceptable salt thereof for the manufacture of a medicament for the treatment of a bacterial infection in combination with one or more than one carbapenem antibiotic, or pharmaceutically acceptable salts thereof.

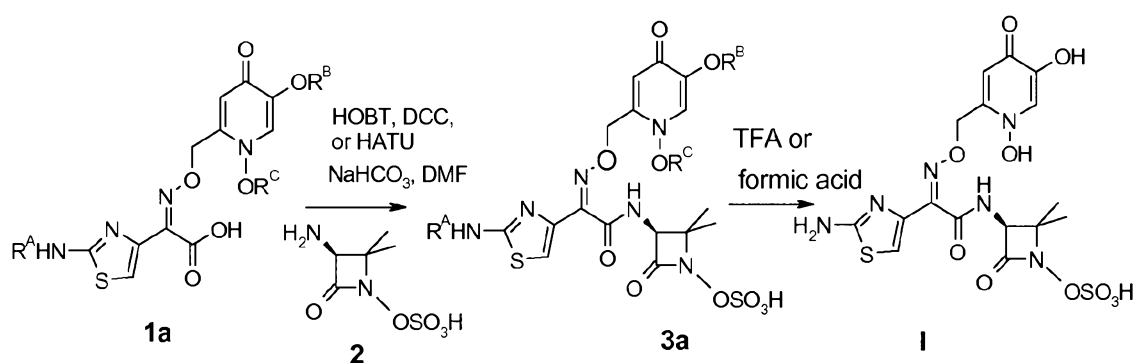
10 In another aspect the invention relates to pharmaceutical products comprising a monobactam antibiotic of formula (I) as described above or a pharmaceutically acceptable salt thereof and one or more than one carbapenem antibiotic, or pharmaceutically acceptable salt thereof.

15 These pharmaceutical products represent improved medicaments for the treatment of infections caused by pathogenic bacteria, including Gram-positive and particularly Gram-negative bacteria.

20 Particularly preferred according to the invention is the use of the monobactam antibiotic of formula (I) or a salt thereof for the manufacture of a medicament for the treatment of a

bacterial infection in combination with a single carbapenem antibiotic, or a pharmaceutically acceptable salt thereof.

The monobactam antibiotic of formula (I) can e.g. be prepared according to the following general Scheme 1:



Scheme 1

10

wherein "HOBT" stands for "hydroxybenzotriazole", "DCC" for "dicyclohexylcarbodiimide" and "TFA" for "trifluoroacetic acid". The reaction of compound of general formula **1a** and compound **2** according to said scheme is described in Org.

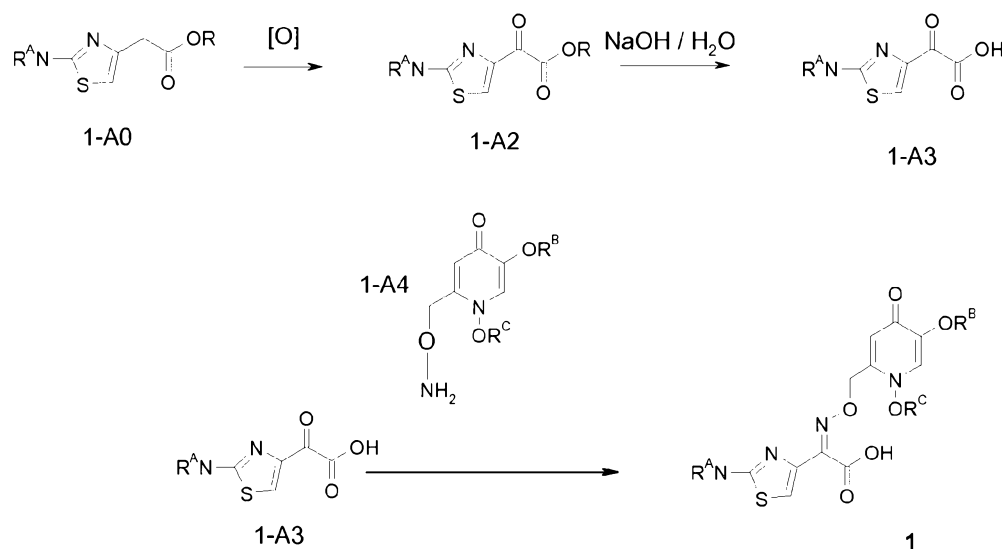
15 Process Res.& Dev. 2002, 863. Alternatively, the coupling reaction of compound of general formula **1a** with compound **2** can e.g. be performed with the corresponding acyl chloride (Chem. Pharm. Bull. 1983, 2200) or with an activated ester of compound **1**, such as the N-hydroxysuccinimidyl ester (see Org. 20 Process Res.& Dev. 2002, 863), or the benzothiazolyl thio-ester (see J. Antibiotics 2000, 1071). Alternatively, other coupling reagents, such as hydroxyazabenzotriazole (HOAT), 2-(1H-7-azabenzotriazol-1-yl)-1,1,3,3-tetramethyl uronium hexafluorophosphate methanaminium (HATU), O-Benzotriazole-N,N,N',N'-tetramethyl-uronium-hexafluoro-phosphate (HBTU), 25 used for amino acid coupling reactions, can replace hydroxy-

benzotriazole (HOBT) or benzotriazolyloxytris (dimethyl-amino)phosphonium hexafluorophosphate (PyBOP) (For more detail on suitable coupling reagents, see N. Sewald, H.-D. Jakubke, Peptides: Chemistry and Biology, Wiley-VCH, 2002).

5

The preparation of compound of general formula **1a** can be carried out in a customary way by reacting the appropriate keto acid 1-A3 with the appropriately etherified hydroxylamine 1-A4 as shown in Scheme 2 below:

10



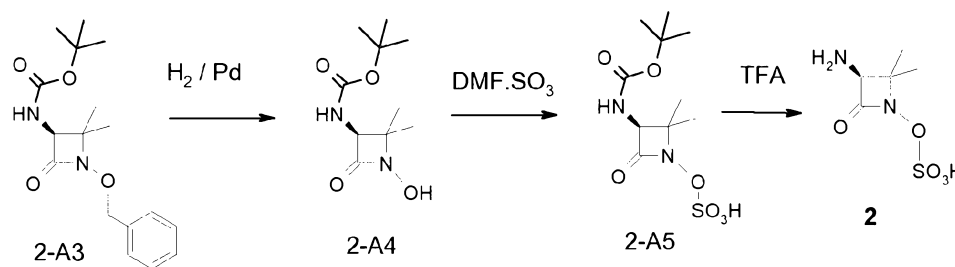
Scheme 2

In the above scheme 2, the preparation of compound 1-A4 from kojic acid and its reaction with compound 1-A3 are described in detail e.g. in EP-A-0 251 299. Compound 1-A3 can be obtained starting from compound 1-A0 as shown in the upper part of above scheme 2. The compounds 1-A0 can be prepared according to known methods and are partially commercially available, e.g. ethyl 2-(2-amino-1,3-thiazol-4-yl)acetate (R in formula 1-A0 = ethyl) from CHEMOS GmbH, 93128 Regenstauf, Germany). The oxidation of 1-A0 to 1-A2 with e.g. selenium

20

dioxide may be performed in analogy to the oxidation described in the second step of example 1 of GB-A-1 575 804.

Compound **2** of Scheme 1 can e.g. be manufactured according to the route in Scheme 3:



Scheme 3

wherein "DMF SO₃" stands for the dimethylformamide-sulphur trioxide complex and "TFA" for trifluoroacetic acid. In the above scheme 3, starting material 2-A3 can be prepared as described on page 2790 of Tetrahedron Lett. 1986, p. 2789-2792 (a direct synthesis for the optically active (S)-N-Boc-3-hydroxyvaline, required in turn there as the starting material, can be found in the last example of J. Org. Chem. 2003, 68, p. 177-179). The conversions from 2-A3 to 2-A4, to 2-A5 and to **2** are described in more detail e.g. in the examples of J. Antibiotics, 1985, p. 1536-1549 (see Scheme 1 of said reference).

In scheme 1 above

R^A represents an amine protecting group such as formyl, trifluoroacetyl, O-nitrophenoxyacetyl, chloroacetyl, tri-chloroacetyl, γ-chlorobutyryl, benzyloxycarbonyl, p-chlorobenzoyloxycarbonyl, p-nitrobenzyloxycarbonyl, p-bromobenzoyloxycarbonyl, p-methoxybenzyloxycarbonyl, diphenylmethoxycarbonyl, ter-butyloxycarbonyl, isopropylloxycarbonyl,

diphenylmethyl, triphenylmethyl, benzyl, p-methoxybenzyl, 3,4-dimethoxybenzyl; and

R^B and R^C represent independently of one another an alcohol protecting group such as benzyloxycarbonyl, p-

5 chlorobenzyloxycarbonyl, p-nitrobenzyloxycarbonyl, p-bromobenzyloxycarbonyl, p-methoxybenzyloxycarbonyl, diphenylmethoxycarbonyl, ter-butyloxycarbonyl, isopropylloxycarbonyl, diphenylmethyl, triphenylmethyl, benzyl, p-methoxybenzyl, 3,4-dimethoxybenzyl, trialkylsilane such as trimethylsilane,
10 triethylsilane or ter-butyldimethylsilane.

Said amine and alcohol protecting groups can be easily removed, e.g. by acid hydrolysis or other well known techniques. [for more detail see e.g. T. W. Greene et al. Protective Groups in Organic Chemistry, Wiley interscience, 1999].

15 The protecting groups in compounds of general formula **1a** can easily be introduced by well known synthetic methods. [for more detail see e.g. T. W. Greene et al. Protective Groups in Organic Chemistry, Wiley interscience, 1999].

20

The deprotection of functional groups may be carried out either by hydrogenation or hydrolysis with appropriate acids, such as hydrochloric acid, formic acid, acetic acid, trifluoroacetic acid, phosphoric acid, NaH₂PO₄, Na₂HPO₄, p-toluenesulfonic acid or methanesulfonic acid, in solvents
25 such as methanol, ethanol, propanol, ethyl acetate, acetonitrile, methylene chloride or ethylene chloride. The hydrogenation is usually carried out in the presence of a metal catalyst, such as Pd, Pt or Rh under normal to high pressure.
30 The deprotection of the different functional groups can be carried out either simultaneously or sequentially.

The solvents of choice for the reaction are selected based upon the reactants used and from solvents such as benzene, toluene, acetonitrile, tetrahydrofuran, ethanol, methanol, chloroform, ethyl acetate, methylene chloride, dimethyl formamide, dimethyl sulfoxide, hexamethyl phosphoric triamide or the like. Solvents mixtures may also be used.

Reaction temperatures would generally range from between -70°C to 150°C. The preferred molar ratio of the reactants is 1:1 to 1:5. The reaction time range from 0.5 to 72 hours, depending on the reactants.

Examples of pharmaceutically acceptable salts of the compound of formula (I) include e.g. salts of inorganic base like ammonium salts, alkali metal salts, in particular sodium or potassium salts, alkaline earth metal salts, in particular magnesium or calcium salts; salts of organic bases, in particular salts derived from cyclohexylamine, benzylamine, octylamine, ethanolamine, diethylolamine, diethylamine, triethylamine, ethylenediamine, procaine, morpholine, pyrrolidine, piperidine, N-ethylpiperidine, N-methylmorpholine, piperazine as the organic base; or salts with basic amino acids, e.g. lysine, arginine, ornithine, histidine and the like.

Such salts can be manufactured in a way known *per se*, e.g. by reacting the compound of formula (I) with an appropriate base, preferably at room temperature or below, e.g. from about 2°C to about 25°C and isolating the salt formed, e.g. by lyophilization.

The compounds of formula (I) are optionally used in substantially crystalline form. A substantially crystalline compound of formula (I) has not yet been described before. It can be obtained by crystallisation methods, e.g. as described in the Examples of the present application. For the purposes of this application the term "substantially crystalline" means that an X-Ray Powder Diffraction (XRPD) diagram of a corresponding substance shows one or more distinct peaks which have a maximum height corresponding to at least the fivefold of their width at half-maximum. Generally, the degree of crystallinity of a substance increases with an increasing average value for the ratio of the height of a certain peak to its width at half-maximum. Furthermore, the XRPD diagram shall show a substantially constant base line (baseline = a line connecting the minima of the XRPD diagram curve) over the entire scanned 2-theta range, indicating the substantial absence of amorphous material. in the recorded sample. "Substantially constant base line" means for the purposes of this application that the baseline does preferably not rise for more than the height of the lowest peak of said diagram.

A further subject of the present invention is therefore the compound of formula (I) being in substantially crystalline form.

Said substantially crystalline compound of formula (I) shows peaks in the X-Ray Powder Diffractogram (XRPD) having a relative Intensity of more than 50%, recorded with Cu K-alpha Radiation and given in [$^{\circ}$ 2-Theta], at about 6.8 ± 0.1 , 15.1 ± 0.1 , 15.6 ± 0.1 and 25.4 ± 0.1 , and exhibits a X-Ray Powder Diffrac-

tion pattern, recorded with Cu K-alpha radiation, essentially as follows:

5

10

2 θ [$^{\circ}\pm 0.1^{\circ}$]	Rel Int
6.86	m
13.32	w
13.72	w
15.11	st
15.57	vst
22.84	w
25.37	m
26.32	w
27.08	w
28.38	w
28.74	w

wherein

vst stands for a relative intensity of 100% to 90%;

st stands for a relative intensity of less than 90% to 65%;

15 m stands for a relative intensity of less than 65% to 50%;

and

w stands for a relative intensity of less than 50% to 30%,

more specifically the following X-Ray Powder Diffraction pat-

tern recorded with Cu K-alpha radiation and indicating the

20 diffraction peaks with a relative Intensity of 20% and more:

2 θ [$^{\circ}\pm 0.1^{\circ}$]	Rel Int **
6.86	64 \pm 13
13.32	27 \pm 6
13.72	28 \pm 6
15.11	69 \pm 14
15.57	100 \pm 20
17.41	29 \pm 6
17.88	20 \pm 4
22.84	31 \pm 6

2 θ [$^{\circ}\pm 0.1^{\circ}$]	Rel Int**
24.49	22 \pm 4
25.37	52 \pm 10
26.32	36 \pm 7
27.08	34 \pm 7
28.38	33 \pm 7
28.74	32 \pm 6
31.00	23 \pm 5

** with typical variation of the indicated values for the relative intensity

25

It is known that the values for the relative Intensity of the peaks are more strongly dependent from certain properties of the measured sample than the line position, e.g. from the size of the crystals and/or their orientation in the sample. Variations of about $\pm 20\%$ of the shown peak intensities are therefore likely to occur.

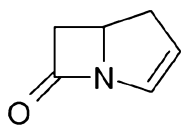
Figure 1 shows the XRPD diagram of typical crystalline material of the compound of formula (I) recorded with Cu K-alpha radiation.

The compound of formula (I) and its pharmaceutically compatible salts are used according to the invention in combination with other antibiotics like in particular carbapenem antibiotics or pharmaceutically acceptable salts thereof as antibiotically effective medicaments in the control or prevention of infectious diseases in mammals, human and non-human, in particular bacterial infections, more particularly infections in which Gram-positive bacteria and mostly preferred in which Gram-negative bacteria are involved, such as e.g. nosocomial pneumonia, community-acquired pneumonia, urinary tract infection, complicated intra-abdominal infection, complicated skin/skin structure infection, infectious exacerbations of cystic fibrosis, sepsis, melioidosis.

In this sense, the compound of formula (I) and its pharmaceutically acceptable salts are used according to the invention in combination with a carbapenem antibiotic or pharmaceutically acceptable salt thereof for such treatment. Although not preferred, there may be certain situations, wherein the use of compound (I) or a salt thereof with two or even more

different carbapenem antibiotics may be of advantage and indicated.

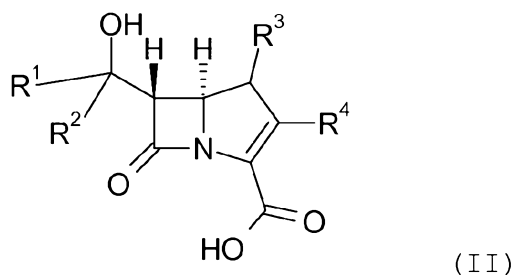
For the purposes of this application, the term "carbapenem
5 antibiotic" refers to antibiotically effective compounds comprising the structural element:



Numerous carbapenem antibiotics are known in the art, and
can, in general, be used for the purposes of the present in-
10 vention. Suitable examples are described e.g. in A. BRYSKIER
"Carbapenems", ANTIMICROBIAL AGENTS: ANTIBACTERIALS AND ANTI-
FUNGALS, page 270 - 321, Publisher: American Society for Mi-
crobiology, Washington D.C., 2005, and references cited
therein. The term "carbapenem antibiotic" includes inner
15 salts like e.g. ME 1036 or Biapenem.

In addition to the mentioned inner salts other pharmaceuti-
cally acceptable salts of carbapenem antibiotics may also be
used for the purposes of the present invention, e.g. acid ad-
20 dition salts derived from pharmaceutically acceptable organic
and/or inorganic acids.

Preferably, the carbapenem antibiotics used according to the
present invention, are compounds of formula (II), or pharma-
25 ceutically acceptable salt thereof:



wherein

R^1 represents hydrogen or C_1 - C_6 alkyl;

R^2 represents hydrogen or C_1 - C_6 alkyl;

5 R^3 represents hydrogen, C_1 - C_6 alkyl, C_1 - C_6 alkoxy; $-(C_{1n}H_{2n})-R^5$ or $-O-(C_{1n}H_{2n})-R^5$;

wherein

R^5 represents halogen, cyano, C_1 - C_6 alkoxy, amino,

$(C_1$ - C_6 alkyl)amino, di(C_1 - C_6 alkyl)amino, or a group of formula

10 $-CO-R^6$, $-NH-CO-R^6$, $-CO-NH_2$, $-NH-CO-NH_2$, $-NH-SO_2-NH_2$ or

$-NH-(C=NH)-NH_2$, in which groups one or more of the hydrogen atoms may also be replaced with R^6 or the $-NH_2$ residue of the group can be replaced with a 5-6 membered heterocyclic ring bound to the group via a nitrogen atom present in the ring

15 which heterocyclic ring may be unsubstituted or substituted with one or more of a substituent S^2 , wherein each S^2 has independently of other substituents S^2 one of the meanings defined below; and

R^6 represents C_1 - C_6 alkyl, phenyl or a 5-6 membered heterocyclic

20 lic ring and may be unsubstituted or substituted with one or more of a substituent S^1 , wherein each S^1 has independently of other substituents S^1 one of the meanings defined below; and

n is an integer from 1 to 6;

25 R^4 represents a group of formula $-(S)_m-R^7$, wherein m is 0 or 1 and

R⁷ represents hydrogen; C₁-C₆alkyl, unsubstituted or substituted with one or more of a substituent S¹; phenyl, unsubstituted or substituted with one or more of a substituent S¹; or a 3-6 membered heterocyclyl group containing one or more than
5 one heteroatom selected from nitrogen, sulfur and oxygen, which heterocyclyl group may furthermore optionally be fused to a phenyl ring or a 5-6 membered heterocyclic ring and which whole group is unsubstituted or substituted with one or more of a substituent S¹; wherein each
10 S¹ is independently of other substituents S¹ selected C₁-C₆alkyl, unsubstituted or substituted with one or more of a substituent S²; phenyl, unsubstituted or substituted with one or more of a substituent S²; or a 3-6 membered heterocyclyl group containing one or more than one heteroatom selected
15 from nitrogen, sulfur and oxygen, which heterocyclyl group may furthermore optionally be fused to a phenyl ring or a 5-6 membered heterocyclic ring and which whole group is unsubstituted or substituted with one or more of a substituent S²; C₁-C₆alkoxy, hydroxyl, carboxy, amino, C₁-C₆alkyl amino,
20 di(C₁-C₆)alkyl amino, cyano, halogen, or a group of formula -CO-R⁸, -NH-CO-NH₂, -CO-NH₂, -NH-CH=NH, -(C=NH)-C₁-C₆alkyl, -NH-CO-NH₂, -NH-SO₂-NH₂ or -NH-(C=NH)-NH₂, in which groups one or more of the hydrogen atoms may also be replaced with R⁸ or the -NH₂ residue of the group can be replaced with a 5-6 mem-
25 bered heterocyclic ring bound to the group via a nitrogen atom present in the ring which heterocyclic ring may be unsubstituted or substituted with one or more of a substituent S², wherein each S² has independently of other substituents S² one of the meanings defined below; and
30 R⁸ represents C₁-C₆alkyl, unsubstituted or substituted with one or more of a substituent S²; phenyl, unsubstituted or substituted with one or more of a substituent S²; or a 3-6

membered heterocyclyl group containing one or more than one heteroatom selected from nitrogen, sulfur and oxygen, which heterocyclyl group may furthermore optionally be fused to a phenyl ring or a 5-6 membered heterocyclic ring and which whole group is unsubstituted or substituted with one or more of a substituent S^2 , wherein each S^2 is independently from other substituents S^2 selected from C_1 - C_6 alkyl, unsubstituted or substituted with one or more of a substituent S^3 ; phenyl, unsubstituted or substituted with one or more of a substituent S^3 ; or a 3-6 membered heterocyclyl group containing one or more than one heteroatom selected from nitrogen, sulfur and oxygen, which heterocyclyl group may furthermore optionally be fused to a phenyl ring or a 5-6 membered heterocyclic ring and which whole group is unsubstituted or substituted with one or more of a substituent S^3 ; C_1 - C_6 alkoxy, hydroxyl, carboxy, amino, C_1 - C_6 alkyl amino, di(C_1 - C_6)alkyl amino, cyano, halogen, or a group of formula - $CO-R^9$, - $NH-CO-R^9$; - $CO-NH_2$, - $NH-CH=NH$, - $NH-CO-NH_2$, - $NH-SO_2-NH_2$ or - $NH-(C=NH)-NH_2$, in which groups one or more of the hydrogen atoms may also be replaced with R^9 or the - NH_2 residue of the group can be replaced with a 5-6 membered heterocyclic ring bound to the group via a nitrogen atom present in the ring which heterocyclic ring may be unsubstituted or substituted with one or more of a substituent S^3 , wherein each S^3 has independently of other substituents S^3 one of the meanings defined below; and R^9 represents C_1 - C_6 alkyl, unsubstituted or substituted with one or more of a substituent S^3 ; phenyl, unsubstituted or substituted with one or more of a substituent S^3 ; or a 3-6 membered heterocyclyl group containing one or more than one heteroatom selected from nitrogen, sulfur and oxygen, which heterocyclyl group may furthermore optionally be fused to a

phenyl ring or a 5-6 membered heterocyclic ring and which whole group is unsubstituted or substituted with one or more of a substituent S^3 , wherein each S^3 independently of other substituents S^3 represents unsubstituted C_1 - C_6 alkyl, unsubstituted phenyl or an unsubstituted 5-6 membered heterocyclic ring; C_1 - C_6 alkoxy, hydroxyl, carboxy, amino, C_1 - C_6 alkyl amino, di(C_1 - C_6)alkyl amino, cyano, halogen, or a group of formula $-NH-CO-NH_2$, $-CO-NH_2$, $-NH-CH=NH$, $-NH-CO-NH_2$, $-NH-SO_2-NH_2$ or $-NH-(C=NH)-NH_2$;
or R^3 and R^4 together form a C_3 - C_7 polymethylene group, which is unsubstituted or substituted with one or more of a substituent S^3 , wherein each S^3 has independently of other substituents S^3 one of the meanings defined above.

The term " C_1 - C_6 alkyl" and " $-(C_{1n}H_{2n})-$ ", as used in the present application, refers to branched or, preferably, straight-chain C_1 - C_6 alkyl or $-(C_{1n}H_{2n})-$, wherein n is an integer from 1 to 6, preferably from 1 to 4, such as in particular methyl, ethyl, propyl, butyl, pentyl, hexyl, isopropyl, isobutyl, tert-butyl or neopentyl. Preferred are C_1 - C_4 alkyl groups. The term " C_1 - C_6 alkoxy" means an alkoxy group based on a C_1 - C_6 alkyl according to the above definition.

The term " C_3 - C_7 polymethylene group" refers to a group of formula $-(CH_2)_{3-7}-$ which may comprise one or two double bonds and which may be unsubstituted or substituted as specified.

The terms "heterocyclyl group" and "heterocyclic ring" refer to corresponding groups which are saturated or unsaturated.

30

The term "a 3-6 membered heterocyclyl group containing one or more than one heteroatom selected from nitrogen, sulfur and

oxygen, which heterocyclyl group may furthermore optionally be fused to a phenyl ring or a 5-6 membered heterocyclic ring" refers e.g. to azetidin, thiophen, benzothiophen, furan, pyran, benzofuran, isobenzofuran, pyrrol, imidazole, pyrazole, pyridin, pyrazin, pyrimidin, pyridazin, indazolin, indol, isoindol, indazol, purin, oxazol, isooxazol, furazan, pyrrolidin, pyrrolin, imidazolidin, piperidin, piperazin, thiazol, isothiazol, thiazepine or hydrothiazepin. Many other suitable heterocyclic groups for the purposes of the invention are known to the skilled persons and/or can be readily found in the literature. Preferred are 5-6 membered heterocyclic groups containing one or more than one heteroatom selected from nitrogen, sulfur and oxygen, in particular nitrogen and sulphur, which heterocyclyl group may furthermore optionally be fused to a phenyl ring or a 5-6 membered heterocyclic ring containing one or more than one heteroatom selected from nitrogen, sulfur and oxygen, in particular nitrogen and sulphur.

"Substituted by one or more than one" means preferably "substituted by one or two", e.g. "substituted by one".

More preferably R^5 represents halogen, cyano, C_1 - C_6 alkoxy, amino, (C_1 - C_6 alkyl)amino, di(C_1 - C_6 alkyl)amino, or a group of formula $-CO-R^6$, $-NH-CO-R^6$, $-CO-NH_2$, $-NH-CO-NH_2$, $-NH-SO_2-NH_2$ or $-NH-(C=NH)-NH_2$, wherein R^6 represents C_1 - C_6 alkyl, phenyl or a 5-6 membered heterocyclic ring and may be unsubstituted or substituted with one or more of a substituent selected from one of the substituents S^3 as defined above.

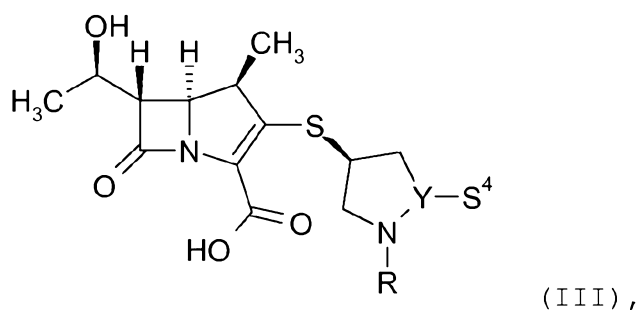
30

The term halogen refers to fluorine, chlorine, bromine and iodine, preferably fluorine and chlorine.

Another group of particularly preferred compounds of formula (II) are the compounds, wherein R^4 represents a group of formula $-(S)_m-R^7$, m is 0 or 1 and R^7 represents a 3-6 membered heterocyclic group containing one or more than one heteroatom selected from nitrogen, sulfur and oxygen, which heterocyclyl group may furthermore optionally be fused to a phenyl ring or a 5-6 membered heterocyclic ring and which whole group is unsubstituted or substituted as defined in detail above. Even more preferred are such compounds of formula (II), when m is 1.

Also preferred are the compounds of formula (II), wherein R^1 represents hydrogen or C_1-C_6 alkyl;
 R^2 represents hydrogen or C_1-C_6 alkyl; and
 R^3 represents C_1-C_6 alkyl;
in particular, when one of R^1 and R^2 represents hydrogen and the other $-CH_3$ and R^3 is $-CH_3$.

The compounds of formula (III),



wherein

Y represents nitrogen or $>CH-$;

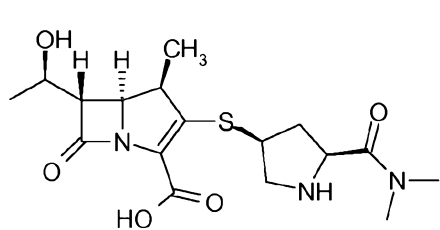
S^4 represents hydrogen or has the meaning of S^1 as defined above; and

R represents hydrogen; C₁-C₄alkyl, in particular methyl, or
 - (N=H)-C₁-C₄alkyl, in particular - (N=H)-CH₃, or
 S⁴ and R together the nitrogen atom or group Y to which they
 are bound form a 5-6 membered heterocyclic ring;

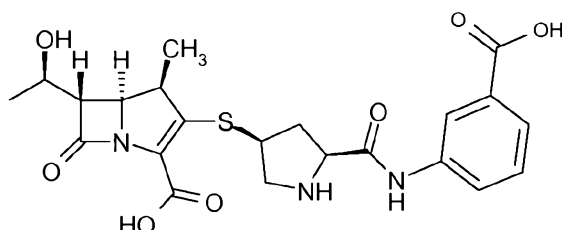
- 5 R being most preferably hydrogen or methyl,
 or pharmaceutically acceptable salts thereof,
 form another group of embodiments of a carbapenem which is
 particularly preferred for the purposes of the present inven-
 tion.

10

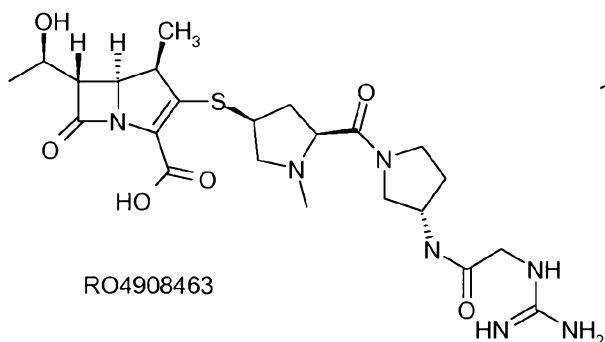
The following carbapenem antibiotics or their pharmaceuti-
 cally acceptable salts are specifically preferred examples
 useful in the present invention:



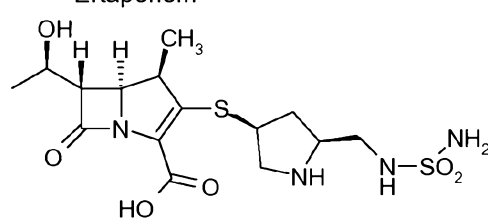
Meropenem



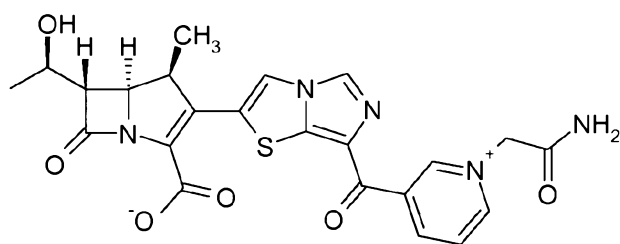
Ertapenem



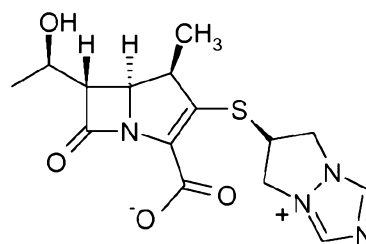
RO4908463



Doripenem

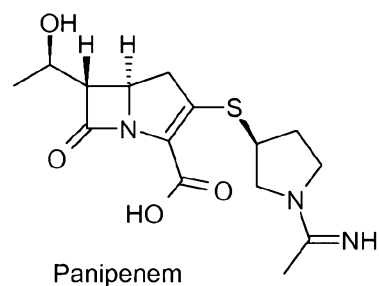
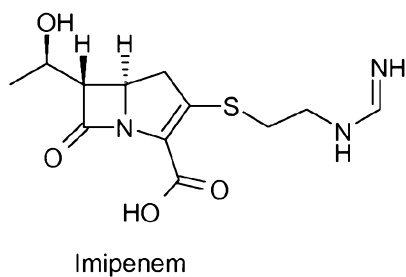


ME1036



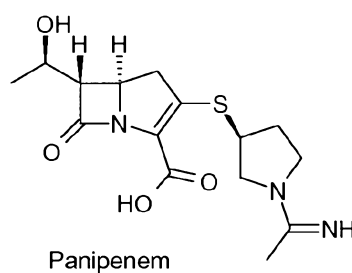
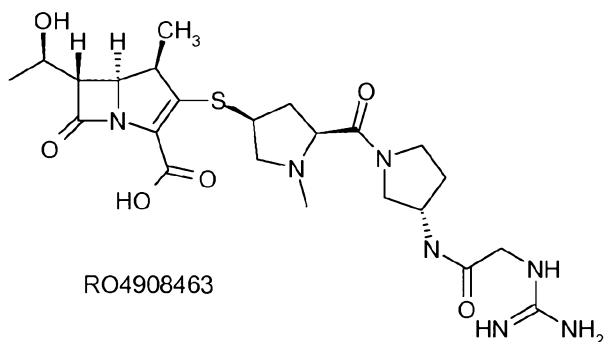
Biapenem

15

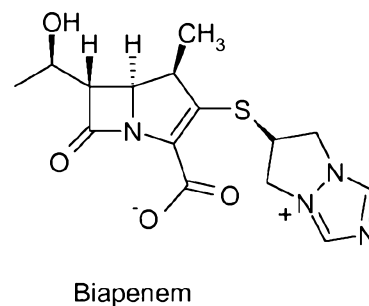
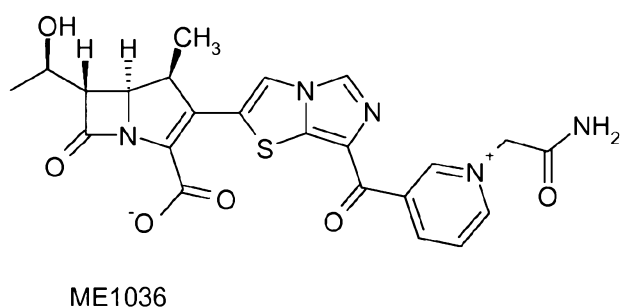


In medicinal practice Panipenem is generally used together with Betamipron, a renal inhibitor which inhibits renal up-
 5 take of Panipenem as known in the art.

Particularly preferred carbapenem antibiotics for use in the present invention are selected from the following compounds:



10



or a pharmaceutically acceptable salt thereof.

15

A further preferred subject of the present invention is the use of the monobactam antibiotic of formula (I) as described above or a pharmaceutically acceptable salt thereof for the manufacture of a medicament for the treatment of a bacterial
5 infection in combination with Imipenem or a pharmaceutically acceptable salt thereof. In medicinal practice Imipenem is generally used together with Cilastin, an inhibitor of the renal dipeptidase in the proximal tubulus of the kidney, which is used in order to stabilize Imipenem against inacti-
10 vation, similar as the Betamipron in combination with Panipenem as mentioned above.

Another preferred subject of the present invention is use of the monobactam antibiotic of formula (I) as described above
15 or a pharmaceutically acceptable salt thereof for the manufacture of a medicament for the treatment of a bacterial infection in combination with Meropenem or a pharmaceutically acceptable salt thereof. Meropenem is sometimes also used together with Cilastin similar to Imipenem (Antimicrob. Agents
20 Chemother. 2000, 44, 885-890).

Another preferred subject of the present invention is use of the monobactam antibiotic of formula (I) as described above or a pharmaceutically acceptable salt thereof for the manu-
25 facture of a medicament for the treatment of a bacterial infection in combination with Ertapenem or a pharmaceutically acceptable salt thereof.

Yet another preferred subject of the present invention is use
30 of the monobactam antibiotic of formula (I) as described above or a pharmaceutically acceptable salt thereof for the manufacture of a medicament for the treatment of a bacterial

infection in combination with Doripenem or a pharmaceutically acceptable salt thereof.

The compound of formula (I) or the pharmaceutically acceptable salts thereof can be administered according to the invention before, simultaneously with or after the administration of the carbapenem antibiotic or the pharmaceutically acceptable salt thereof. Substantially simultaneous or an exactly simultaneous administration of the combination partners is generally preferred.

The compounds of formula (I) or pharmaceutically acceptable salts thereof and the carbapenem antibiotics or pharmaceutically acceptable salts thereof can be administered by any route of administration, preferably in the form of a pharmaceutical composition adapted to such route. Dosage and route of administration should be determined by susceptibility of the causative organisms, severity and site of infection, and the specific condition of the patient and be selected accordingly. Preferred types of pharmaceutical compositions are, for example, administered orally, by inhalation or more preferably parenterally e.g. intravenously or intramuscularly.

Formulations for parenteral administration include but are not limited to the form of aqueous isotonic sterile injections, solutions, concentrates or solutions for further dilutions (e.g. for infusions), or suspensions, including nanosuspensions and nanocrystals. These solutions or suspensions can be prepared from sterile powders, granules or lyophilizates. The compounds can be dissolved in sterile water or in various sterile buffers that may contain, but are not limited to contain, sodium chloride, polyethylene glycol, propylene

glycol, ethanol, sucrose, glucose, arginine, lysine, citric acid, lactic acid phosphoric acid and corresponding salts. The formulation can contain from 0.1% to 99% by weight, preferably 10% - 90% by weight, of each of the active ingredients. If the compositions contain dosage units, each unit preferably contains from 50mg to 4g of each active substance.

A further subject of the present invention is accordingly a pharmaceutical product comprising the compound of formula (I) or a pharmaceutically acceptable salt thereof and a carbapenem antibiotic or a pharmaceutically acceptable salt thereof.

A pharmaceutical product according to the invention can e.g. comprise one or more than one dosage unit of a compound of formula (I) or a pharmaceutically acceptable salt thereof and one or more than one other dosage unit containing a carbapenem antibiotic or a pharmaceutically acceptable salt thereof and being free of the compound of formula (I). By the way of example, a pharmaceutical product of the invention may comprise two separate packages, each of them comprising a pharmaceutical formulation comprising just one of the combination partners in an appropriate dosage form.

Another embodiment of the pharmaceutical product according to the invention comprises one or more than one dosage unit, and each dosage unit comprises both, the compound of formula (I) or a pharmaceutically acceptable salt thereof and a carbapenem antibiotic or a pharmaceutically acceptable salt thereof. Such a fixed dose combination generally comprises the compound of formula (I) or the pharmaceutically acceptable salt thereof and the carbapenem antibiotic or the phar-

maceutically acceptable salt thereof as well as a pharmaceutically acceptable carrier and optionally appropriate further excipients as typical for the respective dosage form.

5 The pharmaceutical products according to the present invention comprise the compound of formula (I) or the pharmaceutically acceptable salt thereof and the carbapenem antibiotic or the pharmaceutically acceptable salt thereof in an appropriate weight ratio, e.g. in a weight ratio of 10:1 to 1:10,
10 preferably from 5:1 to 1:5, more preferably from 3:1 to 1:3 like e.g. from 2:1 to 1:2 or about 1:1.

The pharmaceutical products according to the present invention are active against a variety of bacterial organisms, in
15 particular against Gram-positive bacteria including for example *Staphylococcus aureus*, *Staphylococcus epidermidis*, *Enterococcus faecalis*, *Streptococcus pneumoniae* and Gram-negative bacteria, including Enterobacteriaceae, for example *Escherichia coli*, *Enterobacter cloacae*, *Enterobacter aerogenes*,
20 *Citrobacter freundii*, *Klebsiella pneumoniae*, *Klebsiella oxytoca*, *Proteus vulgaris*, *Providencia rettgeri*; *Pseudomonas* for example *P. aeruginosa*; *Acinetobacter* for example *A. baumannii*; *Burkholderia*, for example *B. cepacia*; *B. mallei*; *B. pseudomallei*; *Stenotrophomonas* for example *S. maltophilia*;
25 *Haemophilus influenzae*.

The products can thus be used for treatment of infectious diseases including e.g. nosocomial pneumonia, community-acquired pneumonia, urinary tract infection, complicated intra-abdominal infection, complicated skin/skin structure infection,
30 cystic fibrosis, sepsis.

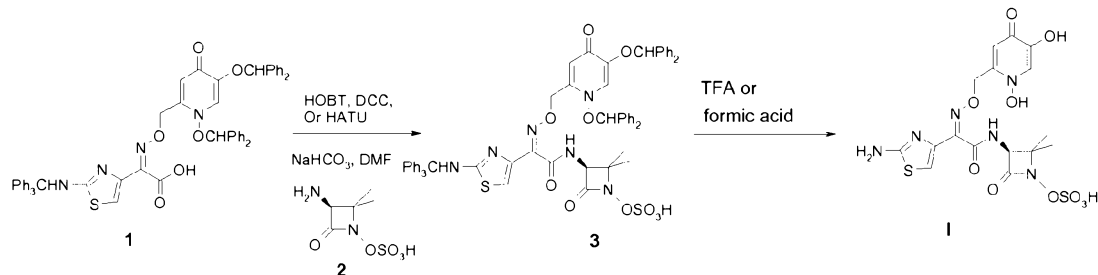
The dosage of the compound of formula I and of the pharmaceutically compatible salts thereof and the carbapenem antibiotics or salts thereof for said treatment can vary within wide limits and will be fitted in each particular case to the individual requirements of the patient to be treated and to the pathogens to be controlled. In general, a dosage of about 0.1 to about 4 g, e.g. about 0.5 to about 2 g, of total antibiotic administered one to four times over a 24 hours period should be appropriate.

The present invention is further illustrated by the following non-limiting examples.

Example 1

Preparation of (3S)-3-[(2Z)-2-(2-amino(1,3-thiazol-4-yl))-3-[(1,5-dihydroxy-4-oxo(2-hydropyridyl))methoxy]-3-azaprop-2-enoylamino]-4,4-dimethyl-2-oxoazetidinyl hydroxysulfonate (compound of formula (I))

The monobactam antibiotic I is prepared according to the synthesis outlined in Scheme 4 and according to the procedures described below.



Scheme 4

Preparation of (3S)-3-{(2Z)-3-{[1,5-bis(diphenylmethoxy)-4-oxo(2-hydropyridyl)]methoxy}-2-{2-[(triphenylmethyl)amino](1,3-thiazol-4-yl)}}-3-azaprop-2-enoylamino}-4,4-dimethyl-2-oxoazetidiny] hydroxysulfonate (3)

5

Using HOBt as coupling reagent

(2Z)-3-{[1,5-Bis(diphenylmethoxy)-4-oxo(2-hydropyridyl)]-methoxy}-2-{2-[(triphenylmethyl) amino](1,3-thiazol-4-yl)}-3-azaprop-2-enoic acid **1** (0.89 g, 0.95 mmol, J. Antibiotics
10 1990, 1450 and WO-A-02/22613), hydroxybenzotriazol (HOBt) (0.14 g, 1.03 mmol) and dicyclohexylcarbodiimide (0.26 g, 1.41 mmol) are dissolved in DMF (25 mL) at room temperature. First, (3S)-3-Amino-4,4-dimethyl-2-oxoazetidiny] hydroxysulfonate **2** (0.20g, 0.95 mmol, J. Org. Chem. 2003, 177 and Tetra-
15 rahedron Lett. 1986, 2786) and then 30 min later NaHCO₃ (0.09 g, 1.05 mmol) are added to the previous solution. The resulting mixture is stirred for 18h. The precipitate formed is filtrated and ethyl acetate is added to the filtrate. The organic phase is washed twice with an aqueous solution satu-
20 rated with NaCl, dried over Na₂SO₄ and the solvents are evaporated *in vacuo*. The residue is triturated in ethyl acetate (30 mL) to afford 0.5g of the desired compound **3** as white solid after filtration.

25 HPLC purity: 98%.

Using HATU as coupling reagent

A solution of DMSO (10 mL) containing HATU (1.38 g, 3.64 mmol) is added at room temperature to a suspension of (2Z)-3-
30 {[1,5-Bis(diphenylmethoxy)-4-oxo(2-hydropyridyl)]methoxy}-2-{2-[(triphenylmethyl) amino](1,3-thiazol-4-yl)}-3-azaprop-2-enoic acid **1** (3.0 g, 3.16 mmol, J. Antibiotics 1990, 1450 and

WO-A-02/22613) and (3*S*)-3-mino-4,4-dimethyl-2-oxoazetidiny
hydroxysulfonate **2** (1.18g, 5.06 mmol, J. Org. Chem. 2003, 177
and Tetrahedron Lett. 1986, 2786) in DMSO (20 mL). Then
NaHCO₃ (0.81 g, 9.65 mmol) is added as solid. The resulting
5 mixture, which becomes a solution after 1 h, is stirred for
24h at room temperature. Ethyl acetate (50 mL) is then added
and the resulting solution is washed 6 times with brine (6 X
30 mL). The organic phase dried over Na₂SO₄ and the mixture
is concentrated by evaporation of the solvent *in vacuo* until
10 about 25 mL of solution remain in the flask. At room tempera-
ture, cyclohexane (40 mL) is added dropwise to the yellow so-
lution. The resulting precipitate is collected by filtration
and the cake is then washed with cyclohexane (2 X 5 mL) to
give 3.3g of the desired compound **3**.

15

HPLC purity: 95%.

Both methods give a product with the same NMR and MS spectra.
1H-NMR (DMSO-*d*₆) δ : 1.05 (s, 3H), 1.34 (s, 3H), 4.49 (d, 1H,
20 $J = 7.8$ Hz), 4.62 (m, 2H), 6.12 (s, 1H), 6.33 (s, 1H), 6.39
(s, 1H), 6.72 (s, 1H), 7.20 - 7.43 (m, 35H), 7.72 (s, 1H),
8.83 (1, 1H), 9.52 (d, 1H, $J = 7.8$ Hz).

Preparation of (3*S*)-3-((2*Z*)-2-(2-amino(1,3-thiazol-4-yl))-3-
25 [(1,5-dihydroxy-4-oxo(2-hydropyridyl))methoxy]-3-azaprop-2-
enoylamino}-4,4-dimethyl-2-oxoazetidiny hydroxysulfonate (I)

(a) Using trifluoroacetic acid
(3*S*)-3-((2*Z*)-3-[[1,5-Bis(diphenylmethoxy)-4-oxo(2-
30 hydropyridyl)]methoxy]-2-{2-[(triphenylmethyl)amino](1,3-
thiazol-4-yl)}-3-azaprop-2-enoylamino}-4,4-dimethyl-2-
oxoazetidiny hydroxysulfonate **3** (0.25 g, 0.23 mmol) and

triethylsilane (0.08 g, 0.69 mmol) are dissolved in dichloromethane (15 mL) and cooled at -10°C. Then trifluoroacetic acid (1.04 g, 9.2 mmol) is slowly added to the cooled mixture. The temperature is slowly raised to 25°C and the reaction is stirred for an additional 4 h. The solvent is removed *in vacuo* and the residue was triturated with a solvent mixture containing hexane and ethyl acetate (1:4) to give 0.11 g of the desired compound **I** as a solid.

10 HPLC purity: 94%.

(b) Using formic acid

In formic acid (3 mL) at 5°C, (3*S*)-3-{(2*Z*)-3-{[1,5-Bis(diphenylmethoxy)-4-oxo(2-hydropyridyl)]methoxy}-2-{2-
15 [(triphenylmethyl)amino](1,3-thiazol-4-yl)}-3-azaprop-2-enoylamino}-4,4-dimethyl-2-oxoazetidinyl hydroxysulfonate **3** (0.40 g, 0.31 mmol) is added and the clear solution is stirred for 5h at 5-10°C. Then ethyl acetate (40 mL) is added and the resulting precipitate is filtrated off. The white
20 precipitate is washed with additional ethyl acetate (2 x 5 mL) and give after drying under vacuum 0.09 g of the desired compound **I**

HPLC purity: 92%.

25

Both methods give a product with the same NMR and MS spectra.
1H-NMR (DMSO-*d*₆) δ : 1.22 (s, 3H), 1.42 (s, 3H), 4.63 (d, 1H, J = 7.7 Hz), 5.28 (s, 2H), 6.81 (s, 1H), 7.13 (s, 1H), 7.27 (br s, 2H), 8.19 (s, 1H), 9.59 (d, 1H, J = 7.7 Hz).

30

-ESI-MS spectrum: m/z : 517 [M-H]⁺.

According to the methods described above, the compound of formula (I) is generally obtained in an amorphous form. Although it may be used in said form it may optionally be converted into crystalline material, e.g. as described herein
5 below.

Crystallisation procedure for compound of formula I

The crude material of compound of formula I previously prepared (1.31 g) is suspended in acetonitrile (15 mL) at room
10 temperature. Then water (3.30 mL) is added to the previous suspension. The clear solution (if solution is not clear, the suspension could be gently warmed) is stirred at room temperature for a few minutes until the crystallisation started. The suspension is stirred for 1h at room temperature and an
15 additional hour at 0°C. After filtration, 1.05g of compound of formula I is obtained as white crystalline material, which has the same NMR and MS spectra as reported previously for amorphous material.

20 The crystalline material is characterized by an infrared spectrum as listed in the following table (FTIR recorded with powder at a resolution of 2 cm⁻¹, collecting 16 scans from 4000 to 500 cm⁻¹, Bruker Vector 22 spectrometer with ATR Golden gate).

25

FTIR spectrum of crystalline material of the compound of formula (I):

Wavenumber (cm ⁻¹)	Wavenumber (cm ⁻¹)
3102.51	1010.65
2739.68	941.13
1766.15	907.87
1634.10	861.18
1587.99	823.99
1527.49	802.53

1449.58	712.18
1357.88	678.48
1335.03	628.91
1286.46	583.63
1239.18	569.68
1204.65	550.26
1165.49	536.37
1129.59	525.52
1044.69	515.44
1021.99	

The crystalline material exhibits an X-Ray Power Diffraction ("XRPD") pattern obtained using CuK α radiation as shown in the following Table and in [Figure 1](#).

5

XRPD Diagram

2 θ angle (°)	Rel. Intensity %
6.86	64
7.19	3
10.73	7
10.97	5
13.32	27
13.72	28
15.11	69
15.57	100
17.41	29
17.68	13
17.88	20
18.78	15
18.95	14
19.34	16
19.76	4
20.38	8
20.66	16
20.86	15
21.55	3
22.27	10
22.84	31
23.45	18
23.62	19
23.97	16

2 θ angle (°)	Rel. Intensity %
24.49	22
24.87	16
25.37	52
26.32	36
27.08	34
27.74	12
28.38	33
28.74	32
29.17	11
29.97	10
30.53	12
31.00	23
32.47	2
33.27	17
34.47	5
36.12	3
37.04	9
37.44	6
37.98	12
38.19	12
38.68	9
39.30	5
39.75	7

The 2θ angles have an error of about $\pm 0.1^\circ$. It is known that the values for the relative Intensity of the peaks are more strongly dependent from certain properties of the measured sample than the line position, e.g. from the size of the crystals and their orientation in the sample. Variations of $\pm 20\%$ of the shown peak intensities are therefore likely to occur.

The crystalline material is furthermore characterized by Thermal Gravimetric Analysis ("TGA") data as indicated in the Table below and obtained using a scan rate of 10 deg/min (Perkin-Elmer TGS2). The weight loss of the material is about 7% when the temperature of the material is raised from room temperature to 100°C . A further weight loss is observed at $192\text{--}193^\circ\text{C}$ corresponding to the melting/decomposition temperature of the sample.

Temperature [$^\circ\text{C}$]	Weight loss [%]
25	1.12
50	4.46
75	5.70
100	8.05
125	8.09
150	8.14
175	8.29
200	55.60
225	56.10
250	56.31
275	56.52
300	56.75
325	57.06
350	57.55
375	58.35
400	29.54
425	60.99
450	62.51
475	63.95
500	65.30

Example 2(a) Preparation of the sodium salt of compound of formula I

5 Sodium hydrogen carbonate (0.0077g, 0.095 mmol) is added portionwise to a water solution (20 mL) cooled at 5°C containing compound of formula I (0.05g, 0.1 mmol) (pH 2-3). The clear solution is stirred for 15 minutes at 5°C (pH 5-6). The solution is frozen and lyophilized over the night to give 0.052 g
10 of a white solid.

1H-NMR (DMSO- d_6) δ : 1.24 (s, 3H), 1.45 (s, 3H), 4.65 (d, 1H, $J = 7.7$ Hz), 5.20 (s, 2H), 6.82 (s, 1H), 6.90 (s, 1H), 7.26 (br s, 2H), 7.95 (s, 1H), 9.60 (d, 1H, $J = 7.7$ Hz).

15

(b) Preparation of the L-arginine salt of compound of formula I

Compound of formula I (0.20 g, 0.39 mmol) and L-arginine
20 (0.0672g, 0.39 mmol) are vigorously mixed as solid together at room temperature. The resulting powder is dissolved in water (40 mL) and stirred for 2-3 min at room temperature. The solution is frozen and lyophilized over the night to give 0.260 g of a white solid.

25

1H-NMR (DMSO- d_6) δ : 1.24 (s, 3H), 1.44 (s, 3H), 1.50 - 1.80 (m, 4H), 3.11 (br m, 2H), 3.53 (br m, 1H), 4.65 (d, 1H, $J = 7.7$ Hz), 5.10 (s, 2H), 6.72 (s, 1H), 6.80 (s, 1H), 7.22 (br s, 2H), 7.72 (s, 1H), 8.13 (br s, 1H), 9.60 (d, 1H, $J = 7.7$
30 Hz).

(c) Preparation of the L-lysine salt of compound of formula I

Compound of formula I (0.20 g, 0.39 mmol) and L-lysine (0.0564g, 0.39 mmol) are vigorously mixed as solid together at room temperature. The resulting powder is dissolved in water (45 mL) and stirred for 2 - 3 min at room temperature. The solution is frozen and lyophilized over the night to give 0.250 g of a white solid.

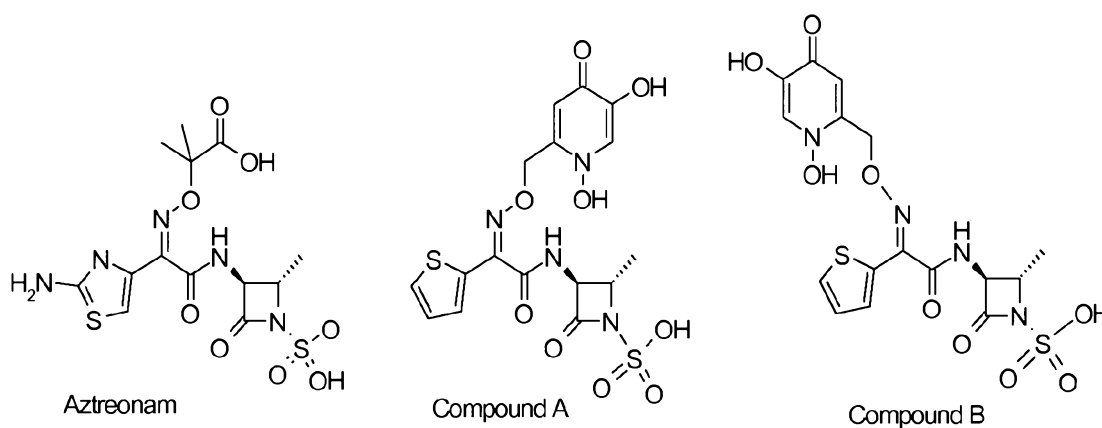
1H-NMR (DMSO- d_6) δ : 1.24 (s, 3H), 1.30 - 1.80 (m, 9H), 2.77 (br m, 2H), 3.50 (br m, 1H), 4.66 (d, 1H, J = 7.7 Hz), 5.11 (s, 2H), 6.73 (s, 1H), 6.79 (s, 1H), 7.22 (br s, 2H), 7.73 (s, 1H), 9.61 (d, 1H, J = 7.7 Hz).

Example 3

Antimicrobial activity of the compounds and of their combinations is determined against a selection of organisms according to standard procedures described by the National Committee for Clinical Laboratory Standards (NCCLS document M7-A6). The compounds are dissolved in 100% DMSO or sterile broth according to their aqueous solubility and are diluted to the final reaction concentration (0.06 - 32 μ g/mL) in microbial growth media (IsoSensiTest Broth + 16 μ g/mL 2,2'-bipyridyl). In all cases the final concentration of DMSO incubated with the bacteria is less than or equal to 1%. For estimation of the minimal inhibitory concentrations (MIC), 2-fold dilutions of compounds are added to wells of a microtitre plate containing 10^6 bacteria/mL. Plates are incubated overnight at an appropriate temperature (30 °C or 37°C) and optical densities assessed by eye. The MIC value is defined as the lowest compound concentration completely inhibiting visible growth of the test organism. Synergism tests are performed under the

same conditions as described above but with two antimicrobial agents dispensed in checkerboard format [Isenberg HD (1992) Synergism testing: Broth microdilution checkerboard and broth macrodilution methods. In: Clinical Microbiology Procedures Manual vol. 1. Washington, DC: American Society for Microbiology. Sections 5.18.1 to 5.18.28.]. The strains used are: *Pseudomonas aeruginosa* 6067 (Accession number at the DSMZ-Deutsche Sammlung von Mikroorganismen und Zellkulturen GmbH, Inhoffenstr. 7 B, D-38124 Braunschweig: DSM 18987), *Pseudomonas aeruginosa* (67/2B)2R.A. (DSM 18988), *Achromobacter* (formerly *Alcaligenes*) *xylosoxidans* QK3/96 (DSM 18991), *Enterobacter aerogenes* Zayakosky 5 (DSM 18992).

Aztreonam as well as compound A and compound B, the latter both disclosed in WO 98/47895, which are structurally similar to the compound of formula I are used as comparators.



20

Table 1 shows that combining of equal weights of the monobactam antibiotic of formula (I) according to the present invention and carbapenems of formula II lowers the MIC of the carbapenem against carbapenem-resistant strains by an amount that is more than expected from the combination of two active

25

compounds. The MIC of the combinations according to the invention is also less than the MIC of a similar equigravimetric combination of aztreonam and the corresponding carbapenems. Finally, it is shown that the combinations of the present invention exhibit lower MIC values than combinations according to WO 98/47895, e.g. WO 98/47895, Example 1, which corresponds to Compound A referred to in Table 1.

Table 1: Minimum Inhibitory Concentrations (mg/L) of representative Combinations between Monobactam Antibiotics and Carbapenems

Substance / combination	Minimum Inhibitory Concentration (mg/L)			
	<i>P. aeruginosa</i> 6067 [DSM 18987]	<i>A. xylosoxidans</i> QK3/96 [DSM 18991]	<i>E. aerogenes</i> Zayakosky 5 [DSM 18992]	<i>P. aeruginosa</i> (67/2B) 2R.A. [DSM 18988]
Compound of formula I*	16	16	16	32
Aztreonam	16	>64	64	4
Compound A	>64	>64	>64	>64
Compound B	>64	>64	>64	>64
Meropenem	16	16	16	4
Meropenem + Compound of formula I*	4	8	8	2
Meropenem + aztreonam	16	16	16	8
Meropenem + Compound A	16	16	16	8
Meropenem + Compound B	16	16	16	8
Imipenem	4	4	32	16
Imipenem + Compound of formula I*	2	4	16	8
Imipenem + aztreonam	4	32	32	16
Imipenem + Compound A	4	32	32	16
Imipenem + Compound B	4	32	32	16
Ertapenem	>32	>32	>32	>32
Ertapenem + Compound of formula I*	16	8	16	8
Doripenem	16	16	8	4
Doripenem + Compound of formula I*	8	8	4	4

* of present application

Fractional inhibitory concentrations (FIC) are determined according to the formula:

$$FIC = \frac{MIC \text{ of drug A in combination}}{MIC \text{ of drug A alone}} + \frac{MIC \text{ of drug B in combination}}{MIC \text{ of drug B alone}}$$

[Isenberg HD (1992) ; Eliopoulos, G. M. & Moellering, R. C. (1996). In *Antibiotics in Laboratory Medicine*, 4th edn, (Lorian, V., Ed.), pp. 330-96. Williams and Wilkins, Baltimore, MD.].

Table 2 shows the interaction between compound of formula I, or the reference compounds Aztreonam, compound A and compound B, and carbapenems using the checkerboard titration method.

Additive or synergistic interactions are only observed between the compound of formula I and carbapenem antibiotics. Under the same conditions, combinations with Aztreonam, compound A or compound B show indifference or even antagonism.

The interpretation of the FIC values is according to the definitions given by Sader HS, Huynh HK, Jones RN; Contemporary *in vitro* synergy rates for aztreonam combined with newer fluoroquinolones and β -lactams tested against Gram-negative bacilli; Diagn. Microbiol. Infect. Dis. 47 (2003) 547-550, namely as follows:

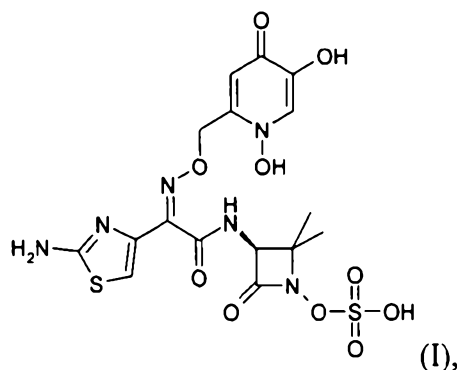
S = FIC \leq 0.5:	synergism
s = 0.5 < FIC < 1:	partial synergism
D = FIC = 1:	additive effect
I = 1 < FIC < 4:	indifferent
N = 4 \leq FIC:	antagonism

Table 2: Fractional Inhibitory Concentrations (FIC) Observed for Representative Combinations between Monobactam Antibiotics and Carbapenems

Substance / combination	Fractional inhibitory Concentrations			
	<i>A. xylosoxidans</i> QK3/96	<i>E. aerogenes</i> Zayakosky 5	<i>P. aeruginosa</i> (67/2B) 2R.A.	<i>P. aeruginosa</i> 6067
Meropenem + Compound of formula I	0.51 (s)	0.48 (S)	0.62 (s)	0.72 (s)
Meropenem + Aztreonam	1.8 (I)	1.3 (I)	1.1 (I)	1.1 (I)
Meropenem + Compound A	2.1 (I)	1.8 (I)	3.3 (I)	2.2 (I)
Meropenem + Compound B	2.0 (I)	1.7 (I)	3.3 (I)	3.3 (I)
Imipenem + Compound of formula I	0.78 (s)	0.69 (s)	1.0 (D)	0.62 (s)
Imipenem + Aztreonam	9.0 (N)	2.1 (I)	1.8 (I)	2.2 (I)
Imipenem + Compound A	5.8 (N)	2.4 (I)	2.8 (I)	14 (N)
Imipenem + Compound B	9.9 (N)	2.6 (I)	2.7 (I)	13 (N)
Ertapenem + Compound of formula I	0.7 (s)	0.85 (s)	0.65 (s)	2.0 (I)
Doripenem + Compound of formula I	0.37 (S)	0.43 (S)	1.2 (I)	1.0 (D)
Doripenem + Compound A	3.1 (I)	3.1 (I)	7.3 (N)	2.4 (I)
Doripenem + Compound B	2.3 (I)	1.9 (I)	4.6 (N)	2.4 (I)

CLAIMS:

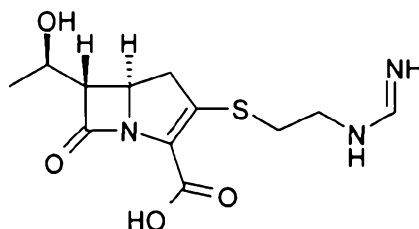
1. Use of monobactam antibiotic of formula (I)



wherein the oxyimino group i.e. $>C=N-O-$ has Z-orientation, or a
 5 pharmaceutically acceptable salt thereof for the manufacture of a medicament for the
 treatment of a bacterial infection caused by Gram-negative bacteria in combination with
 one or more than one carbapenem antibiotic, or pharmaceutically acceptable salts thereof,
 wherein the bacterial infection is selected from the group consisting of nosocomial
 pneumonia, community-acquired pneumonia, urinary tract infection, complicated intra-
 10 abdominal infection, complicated skin/skin structure infection, cystic fibrosis and sepsis
 and the carbapenem antibiotic is selected from the group consisting of Meropenem,
 Imipenem, Ertapenem and Doripenem.

2. Use according to claim 1 for treatment of a bacterial infection in
 combination with one carbapenem antibiotic, or a pharmaceutically acceptable salt
 15 thereof.

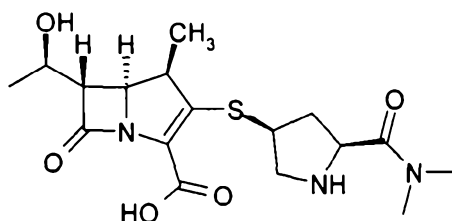
3. Use according to claim 1 or 2, wherein the carbapenem antibiotic is:



Imipenem

or a pharmaceutically acceptable salt thereof.

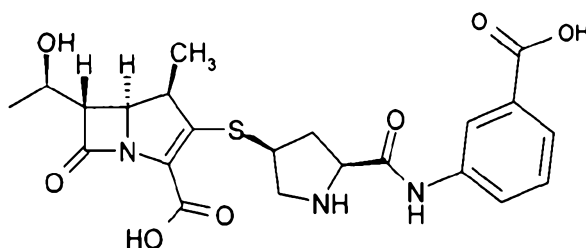
4. Use according to claim 1 or 2, wherein the carbapenem antibiotic is:



Meropenem

or a pharmaceutically acceptable salt thereof.

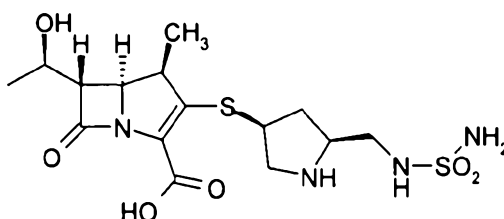
5. Use according to claim 1 or 2, wherein the carbapenem antibiotic is:



Ertapenem

or a pharmaceutically acceptable salt thereof.

6. Use according to claim 1 or 2, wherein the carbapenem antibiotic is:

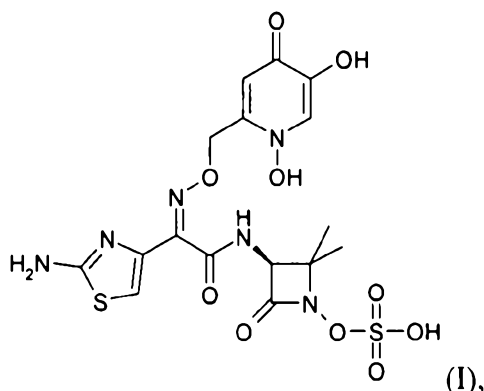


Doripenem

or a pharmaceutically acceptable salt thereof.

7. Use according to any one of claims 2 to 6, wherein the medicament is a pharmaceutical product, comprising one or more than one dosage unit comprising the compound of formula (I) or a pharmaceutically acceptable salt thereof and one or more than one dosage unit comprising the carbapenem antibiotic or a pharmaceutically acceptable salt thereof.

8. Use according to any one of claims 2 to 6, wherein the medicament is a pharmaceutical product, comprising one or more than one dosage unit, each of said dosage units comprising both, a monobactam antibiotic of formula (I)



5 wherein the oximino group i.e. $>C=N-O-$ has Z-orientation, or a pharmaceutically acceptable salt thereof and a carbapenem antibiotic or a pharmaceutically acceptable salt thereof and the carbapenem antibiotic is selected from the group consisting of Meropenem, Imipenem, Ertapenem and Doripenem.

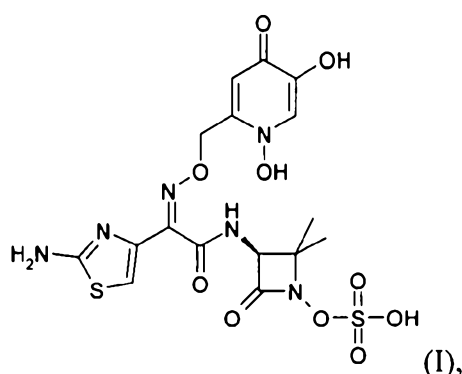
9. Use according to claim 7 or 8, wherein the medicament is a
10 pharmaceutical product, comprising the monobactam antibiotic of formula (I) or the pharmaceutically acceptable salt thereof and the carbapenem antibiotic or the pharmaceutically acceptable salt thereof in a weight ratio of 10:1 to 1:10, preferably 5:1 to 1:5.

10. Use according to claim 9, wherein the medicament is a pharmaceutical
15 product, wherein the weight ratio of the monobactam antibiotic of formula (I) or the pharmaceutically acceptable salt thereof and the carbapenem antibiotic or the pharmaceutically acceptable salt thereof is from 3:1 to 1:3, preferably from 2:1 to 1:2, e.g. about 1:1.

11. Use according to any one of claims 8 to 10, wherein the medicament is
20 a pharmaceutical product, which is a composition comprising the monobactam antibiotic of formula (I) or the pharmaceutically acceptable salt thereof and a carbapenem antibiotic or a pharmaceutically acceptable salt thereof and a pharmaceutically acceptable carrier.

12. Use according to any one of claims 7 to 11, wherein the medicament is a pharmaceutical product, which exhibits synergistic efficacy against Gram-negative bacteria as compared to the efficacy of the compound of formula (I) and the carbapenem antibiotic or pharmaceutically acceptable salt thereof comprised in the product when used alone.

13. A method for treating a bacterial infection with Gram-negative bacteria in a mammal in need of such treatment comprising administering to said mammal a monobactam antibiotic of formula (I)



10 wherein the oxymino group i.e. $>C=N-O-$ has Z-orientation, or a pharmaceutically acceptable salt thereof in combination with one or more than one carbapenem antibiotic or pharmaceutically acceptable salts thereof, in a dose effective for treatment of said infection, wherein the bacterial infection is selected from the group consisting of nosocomial pneumonia, community-acquired pneumonia, urinary tract
15 infection, complicated intra-abdominal infection, complicated skin/skin structure infection, cystic fibrosis and sepsis and the carbapenem antibiotic is selected from the group consisting of Meropenem, Imipenem, Ertapenem and Doripenem.

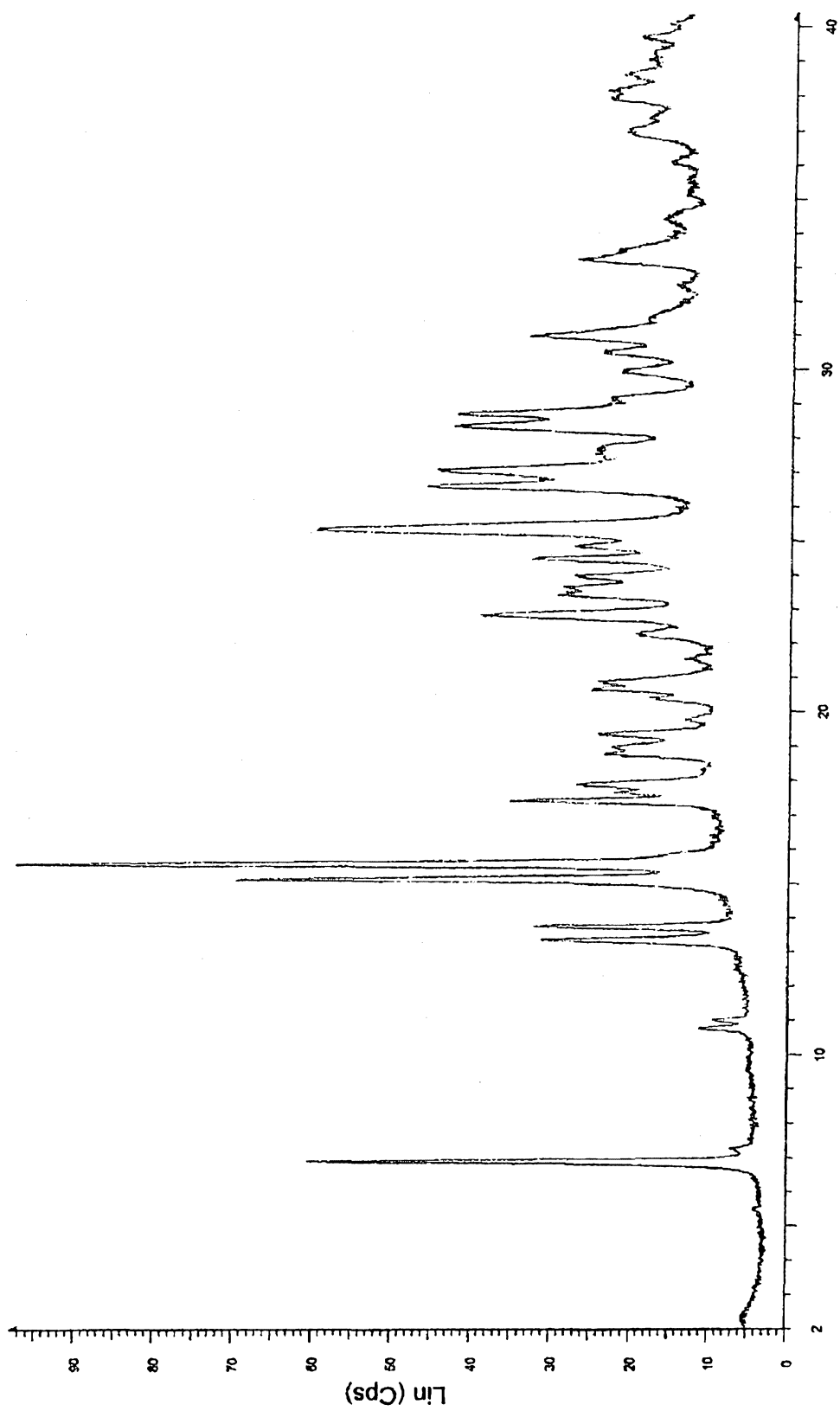
14. The method according to claim 13, wherein a synergistic combination of the monobactam antibiotic of formula (I) or salt thereof and the carbapenem antibiotic
20 or salt thereof is administered to said mammal.

15. The method according to claim 13 and 14, wherein said mammal is a human.

Basilea Pharmaceutica AG

**Patent Attorneys for the Applicant/Nominated Person
SPRUSON & FERGUSON**

25



Q

Figure 1