



US00D747800S

(12) **United States Design Patent**
Dunleavy et al.

(10) **Patent No.:** **US D747,800 S**

(45) **Date of Patent:** **** Jan. 19, 2016**

(54) **DERMATOLOGICAL MEDICAL DEVICE**

FOREIGN PATENT DOCUMENTS

(71) Applicant: **Dermal Photonics Corporation**,
Middleton, MA (US)

JP 2005270125 10/2005
WO 2004000150 12/2003

(Continued)

(72) Inventors: **Paul Dunleavy**, Epping, NH (US);
Drake Stimson, Terrace Park, OH (US);
Christopher Michael Bradley, Orinda,
CA (US); **Roland Jeffrey Wyatt**,
Bozeman, MT (US); **Jeffrey Alan Tilley**,
La Honda, CA (US)

OTHER PUBLICATIONS

Office Action issued on Feb. 4, 2014 in corresponding U.S. Appl. No.
14/022,372.

(Continued)

(73) Assignee: **Dermal Photonics Corporation**,
Middleton, MA (US)

Primary Examiner — Ian Simmons

Assistant Examiner — Samantha Q Lawrence

(74) *Attorney, Agent, or Firm* — Onello & Mello, LLP

(**) Term: **14 Years**

(21) Appl. No.: **29/481,180**

(22) Filed: **Feb. 3, 2014**

(57) **CLAIM**

The ornamental design for a dermatological medical device,
as shown and described.

Related U.S. Application Data

(63) Continuation-in-part of application No. 14/022,372,
filed on Sep. 10, 2013, now Pat. No. 8,974,443, and a
continuation-in-part of application No. 14/022,436,
filed on Sep. 10, 2013, now Pat. No. 8,888,830.

(51) **LOC (10) Cl.** **24-02**

(52) **U.S. Cl.** **D24/133**

USPC **D24/133**

(58) **Field of Classification Search**

USPC D24/112–118, 133, 134, 135, 136, 146,
D24/147, 155, 156, 189; 606/48, 131, 132,
606/133, 134, 289; D28/58, 59, 62

See application file for complete search history.

(56) **References Cited**

U.S. PATENT DOCUMENTS

5,735,844 A 4/1998 Anderson et al.
6,009,876 A 1/2000 Yavitz
6,083,217 A 7/2000 Tankovich
6,161,546 A 12/2000 Yavitz

(Continued)

DESCRIPTION

FIG. 1 is a perspective view of a dermatological medical
device, in accordance with the present invention;

FIG. 2 is a top view of the dermatological medical device of
FIG. 1;

FIG. 3 is a bottom view of the dermatological medical device
of FIGS. 1 and 2;

FIG. 4 is a right side view of the dermatological medical
device of FIGS. 1-3;

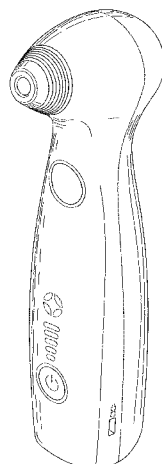
FIG. 5 is a left side view of the dermatological medical device
of FIGS. 1-4;

FIG. 6 is a front view of the dermatological medical device of
FIGS. 1-5; and,

FIG. 7 is a rear view of the dermatological medical device of
FIGS. 1-6.

The broken lines shown in FIGS. 1-7 illustrate portions of the
dermatological medical device that form no part of the
claimed design.

1 Claim, 6 Drawing Sheets



(56)

References Cited

U.S. PATENT DOCUMENTS

6,312,450 B1 11/2001 Yavitz et al.
 6,514,278 B1 2/2003 Hibst et al.
 D479,324 S * 9/2003 Greaney D24/113
 6,663,659 B2 12/2003 McDaniel
 6,676,655 B2 1/2004 McDaniel
 7,094,252 B2 8/2006 Koop
 D535,397 S * 1/2007 Chen D24/146
 7,204,832 B2 4/2007 Altshuler et al.
 7,276,058 B2 10/2007 Altshuler et al.
 7,351,252 B2 4/2008 Altshuler et al.
 D604,855 S * 11/2009 Shearlaw et al. D24/186
 7,644,145 B2 1/2010 Rockwell
 D609,361 S * 2/2010 McGarry et al. D24/209
 D612,510 S * 3/2010 Byle D24/210
 7,749,260 B2 7/2010 Da Silva et al.
 D649,636 S 11/2011 Bean et al.
 D652,919 S * 1/2012 Sherwood et al. D24/133
 8,126,784 B1 2/2012 Agarwal
 8,182,473 B2 5/2012 Altshuler et al.
 D672,507 S * 12/2012 Szymanski D28/58
 D684,723 S * 6/2013 Tsai D28/58
 D722,197 S * 2/2015 Helmbold et al. D28/44
 2005/022255 A1 10/2005 Manstein et al.
 2006/0116671 A1 6/2006 Slayton et al.
 2007/0055327 A1 3/2007 Esch et al.
 2007/0118098 A1 5/2007 Tankovich
 2008/0091179 A1 4/2008 Durkin et al.

2008/0091251 A1 4/2008 Walneck et al.
 2008/0140164 A1 6/2008 Oberreiter et al.
 2008/0269847 A1 10/2008 Nemenov
 2009/0040067 A1 2/2009 McCoy et al.
 2009/0044129 A1 2/2009 Ebrom et al.
 2009/0044137 A1 2/2009 Bartley et al.
 2010/0049180 A1 2/2010 Wells et al.
 2010/0069898 A1 3/2010 O'Neil et al.
 2010/0102051 A1 4/2010 Ebrom et al.
 2010/0106265 A1 4/2010 Ebrom et al.
 2010/0145321 A1 6/2010 Altshuler et al.
 2011/0040358 A1 2/2011 Bean et al.
 2011/0122905 A1 5/2011 Bean et al.
 2013/0030423 A1 1/2013 Reichert et al.
 2013/0158547 A1* 6/2013 David 606/41
 2014/0088632 A1* 3/2014 Booker et al. 606/182

FOREIGN PATENT DOCUMENTS

WO 2004033040 4/2004
 WO 2010120909 10/2010
 WO 2011078905 6/2011

OTHER PUBLICATIONS

Bean, D., et al., "Treatment of Acne and Wrinkles with Low Power, Double-Pass 1470nm Handheld Laser" Jun. 2011.
 Office Action dated Jan. 14, 2014 issued in U.S. Appl. No. 14/022,436.

* cited by examiner

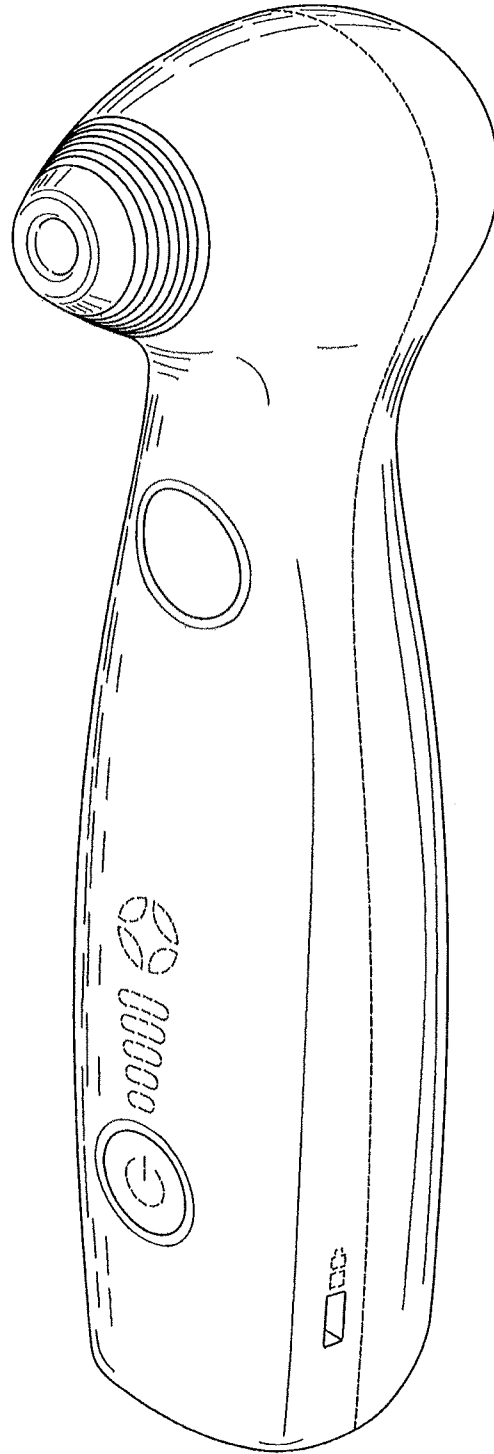


FIG. 1

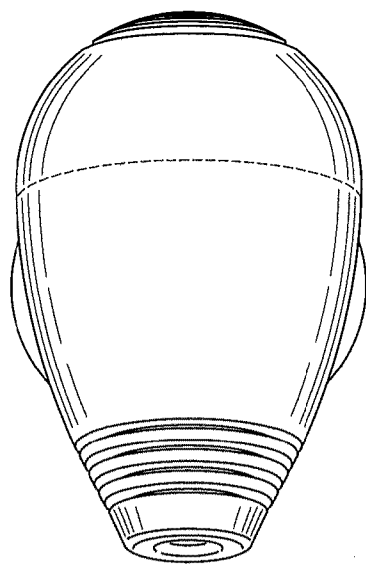


FIG. 2

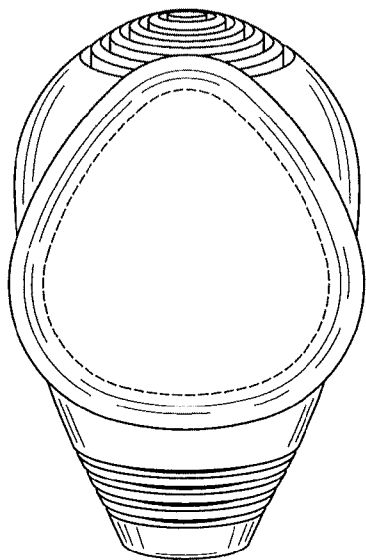


FIG. 3

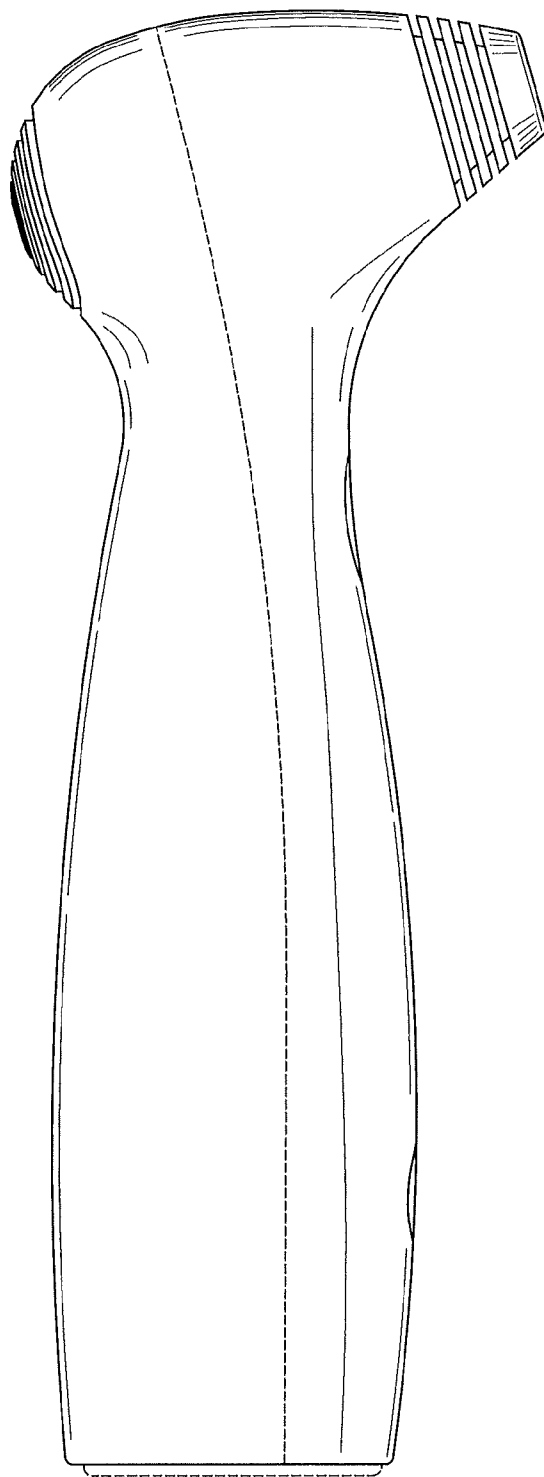


FIG. 4

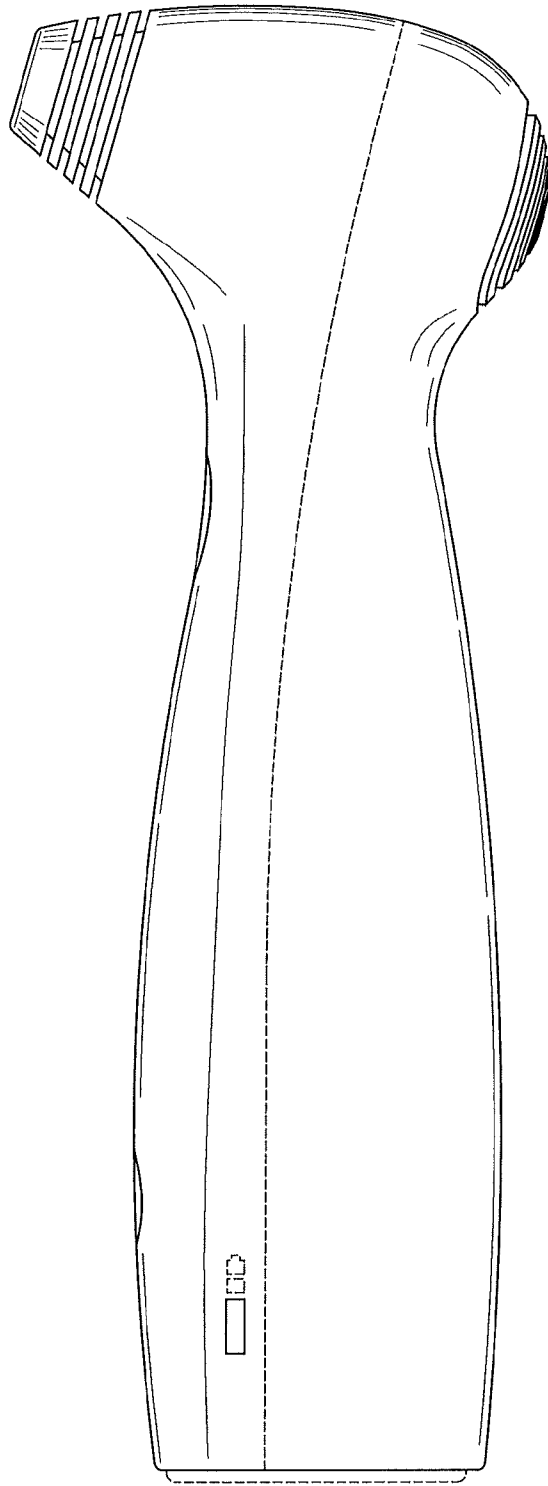


FIG. 5

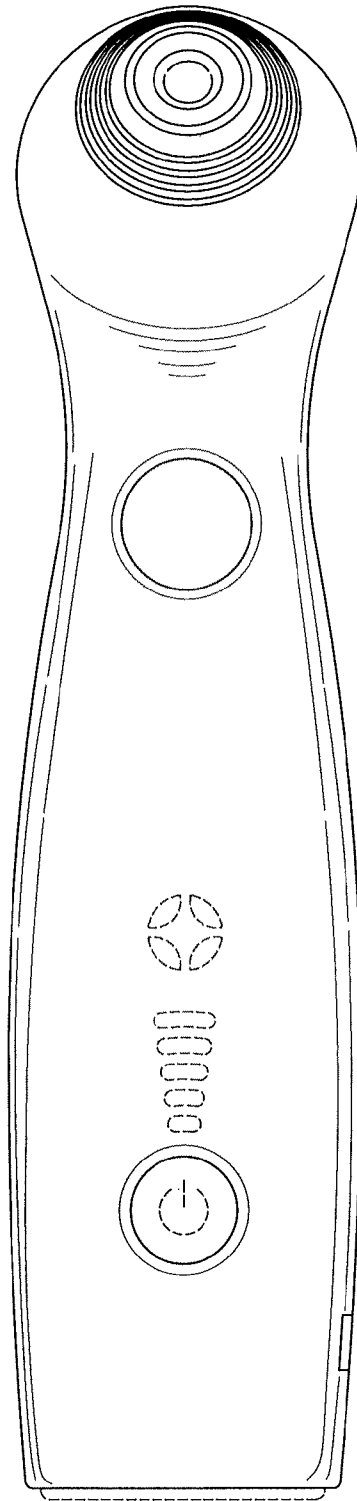


FIG. 6

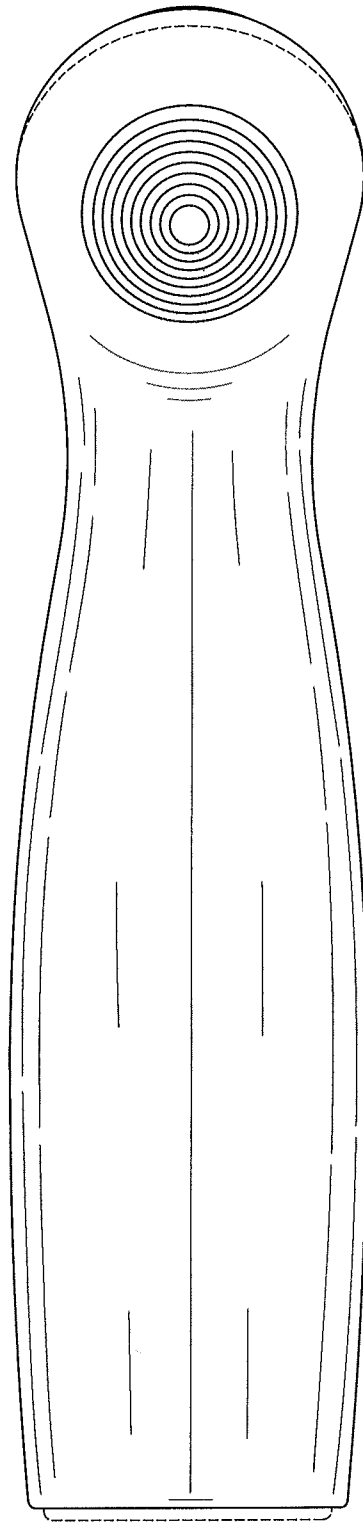


FIG. 7