

(12) STANDARD PATENT
(19) AUSTRALIAN PATENT OFFICE

(11) Application No. **AU 2005219861 B2**

(54) Title
Caspase inhibitors and uses thereof

(51) International Patent Classification(s)
C07D 207/16 (2006.01) **C07D 405/12** (2006.01)
C07D 209/52 (2006.01) **C07D 417/06** (2006.01)
C07D 401/12 (2006.01) **C07D 417/12** (2006.01)
C07D 401/14 (2006.01)

(21) Application No: **2005219861** (22) Date of Filing: **2005.02.28**

(87) WIPO No: **WO05/085236**

(30) Priority Data

(31) Number	(32) Date	(33) Country
60/629,661	2004.11.19	US
60/629,743	2004.11.19	US
60/548,610	2004.02.27	US

(43) Publication Date: **2005.09.15**

(44) Accepted Journal Date: **2011.08.11**

(71) Applicant(s)
Vertex Pharmaceuticals Incorporated

(72) Inventor(s)
Studley, John R.;Mortimore, Michael;Charrier, Jean-Damien;Rutherford, Alistair;Looker, Adam;O'Donnell, Michael;Trudeau, Martin;Ramaya, Sharn;Durrant, Steven

(74) Agent / Attorney
Cullens Patent and Trade Mark Attorneys, Level 32 239 George Street, Brisbane, QLD, 4000

(56) Related Art
WO 2001/090063
WO 1995/035308
WO 1999/047545

(12) INTERNATIONAL APPLICATION PUBLISHED UNDER THE PATENT COOPERATION TREATY (PCT)

(19) World Intellectual Property
Organization
International Bureau



(43) International Publication Date
15 September 2005 (15.09.2005)

PCT

(10) International Publication Number
WO 2005/085236 A3

(51) International Patent Classification⁷: **C07D 405/12**,
209/52, 207/16, 401/12, 417/12, 401/14, 417/06, A61K
31/4025, 31/443, 31/403, 31/401, A61P 37/00

[US/US]; 46 Meacham Road, Apartment 1, Somerville,
MA 02133 (US).

(21) International Application Number:
PCT/US2005/006540

(74) Agent: **DIXON, Lisa, A.**; Vertex Pharmaceuticals Incorporated, 130 Waverly Street, Cambridge, MA 02139 (US).

(22) International Filing Date: 28 February 2005 (28.02.2005)

(25) Filing Language: English

(26) Publication Language: English

(30) Priority Data:
60/548,610 27 February 2004 (27.02.2004) US
60/629,743 19 November 2004 (19.11.2004) US
60/629,661 19 November 2004 (19.11.2004) US

(81) Designated States (*unless otherwise indicated, for every kind of national protection available*): AE, AG, AL, AM, AT, AU, AZ, BA, BB, BG, BR, BW, BY, BZ, CA, CH, CN, CO, CR, CU, CZ, DE, DK, DM, DZ, EC, EE, EG, ES, FI, GB, GD, GE, GH, GM, HR, HU, ID, IL, IN, IS, JP, KE, KG, KP, KR, KZ, LC, LK, LR, LS, LT, LU, LV, MA, MD, MG, MK, MN, MW, MX, MZ, NA, NI, NO, NZ, OM, PG, PH, PL, PT, RO, RU, SC, SD, SE, SG, SK, SL, SM, SY, TJ, TM, TN, TR, TT, TZ, UA, UG, US, UZ, VC, VN, YU, ZA, ZM, ZW.

(71) Applicant (*for all designated States except US*): **VERTEX PHARMACEUTICALS INCORPORATED** [US/US]; 130 Waverly Street, Cambridge, MA 02139 (US).

(84) Designated States (*unless otherwise indicated, for every kind of regional protection available*): ARIPO (BW, GH, GM, KE, LS, MW, MZ, NA, SD, SL, SZ, TZ, UG, ZM, ZW), Eurasian (AM, AZ, BY, KG, KZ, MD, RU, TJ, TM), European (AT, BE, BG, CH, CY, CZ, DE, DK, EE, ES, FI, FR, GB, GR, HU, IE, IS, IT, LT, LU, MC, NL, PL, PT, RO, SE, SI, SK, TR), OAPI (BF, BJ, CF, CG, CI, CM, GA, GN, GQ, GW, ML, MR, NE, SN, TD, TG).

(72) Inventors; and

(75) Inventors/Applicants (*for US only*): **CHARRIER, Jean-Damien** [FR/GB]; 2 Easterfield Grove, Wantage, Oxfordshire OX12 7LL (GB). **DURRANT, Steven** [GB/GB]; 12 Wick Close, Abingdon, Oxfordshire OX14 2NQ (GB). **MORTIMORE, Michael** [GB/GB]; Walrus House, 156 The Hill, Burford, Oxfordshire OX18 4QY (GB). **O'DONNELL, Michael** [IE/GB]; 7 Ferry Court, Wilsham Road, Abingdon, Oxfordshire OX14 5TA (GB). **RUTHERFORD, Alistair** [GB/GB]; 11 Reade Avenue, Abingdon, Oxfordshire OX14 3YE (GB). **RAMAYA, Sharn** [GB/GB]; 31 Pine Ridge Road, Burghfield Common, Berkshire RG7 3NB (GB). **STUDLEY, John, R.** [GB/GB]; 29 Willow Brook, Abingdon, Oxfordshire OX14 1TD (GB). **TRUDEAU, Martin** [CA/US]; 24 Randolph Drive, Tewksbury, MA 01876 (US). **LOOKER, Adam**

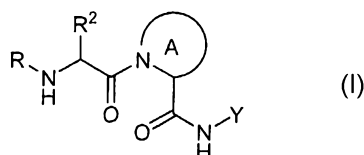
Published:

- with international search report
- before the expiration of the time limit for amending the claims and to be republished in the event of receipt of amendments

(88) Date of publication of the international search report:
20 October 2005

For two-letter codes and other abbreviations, refer to the "Guidance Notes on Codes and Abbreviations" appearing at the beginning of each regular issue of the PCT Gazette.

(54) Title: CASPASE INHIBITORS AND USES THEREOF



(57) Abstract: The present invention provides a compound of formula (I): wherein the variables are as defined herein. The present invention also provides processes for preparing the compounds of formula (I), and intermediates thereof, pharmaceutical compositions comprising those compounds, and methods of using the compounds and compositions.



WO 2005/085236 A3

CASPASE INHIBITORS AND USES THEREOFField of the Invention

[0001] This invention relates to compounds, and compositions thereof, that are useful as caspase inhibitors.

[0002] This invention also relates to processes for preparing these compounds.

[0003] This invention further relates to pharmaceutical compositions comprising said compounds and to the use of the compounds and compositions thereof for the treatment of diseases and disorders related to caspase-mediated conditions.

Background of the Invention

[0004] Caspases are a family of cysteine protease enzymes that are key mediators in inflammation. Caspase-1 (ICE) processes pre-IL-1 β to produce the active form of IL-1 β [WO 99/47545]. ICE has also been linked to the conversion of pro-IGIF to IGIF and/or to the production of IFN- γ [Id.]. Both IL-1 β and IFN- γ contribute to the pathology associated with inflammatory, infectious, and autoimmune diseases (see, e.g., WO 99/47545; J. Invest. Dermatology, 120(1), pp. 164-167 (2003); Br. J. Dermatology, 141, pp. 739-746 (1999); Science,

282, pp. 490-493 (1998); Schweiz. Med. Wochenschr., 130, pp. 1656-1661 (2000)].

[0005] Caspases are also key mediators in the signaling pathways for apoptosis and cell disassembly [N.A. Thornberry, Chem. Biol., 5, pp. R97-R103 (1998)]. These signaling pathways vary depending on cell type and stimulus, but all apoptosis pathways appear to converge at a common effector pathway leading to proteolysis of key proteins. Caspases are involved in both the effector phase of the signaling pathway and further upstream at its initiation. The upstream caspases involved in initiation events become activated and in turn activate other caspases that are involved in the later phases of apoptosis.

[0006] The utility of caspase inhibitors to treat a variety of mammalian disease states associated with an increase in cellular apoptosis has been demonstrated using peptidic caspase inhibitors. For example, in rodent models, caspase inhibitors have been shown to reduce infarct size and inhibit cardiomyocyte apoptosis after myocardial infarction, to reduce lesion volume and neurological deficit resulting from stroke, to reduce post-traumatic apoptosis and neurological deficit in traumatic brain injury, to be effective in treating fulminant liver destruction, and to improve survival after endotoxic shock [H. Yaoita et al., Circulation, 97, pp. 276-281 (1998); M. Endres et al., J. Cerebral Blood Flow and Metabolism, 18, pp. 238-247, (1998); Y. Cheng et al., J. Clin. Invest., 101, pp. 1992-1999 (1998); A.G. Yakovlev et al., J. Neurosci., 17, pp. 7415-7424 (1997); I. Rodriguez et al., J. Exp. Med., 184, pp. 2067-2072 (1996); Grobmyer et al., Mol. Med., 5, p. 585 (1999)].

[0007] However, due to their peptidic nature, such inhibitors are typically characterized by undesirable

-3-

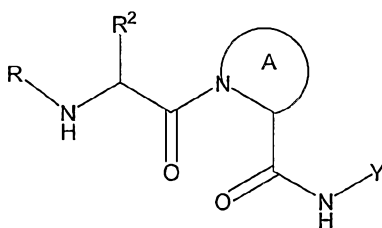
pharmacological properties, such as poor cellular penetration and cellular activity, poor oral absorption, poor stability and rapid metabolism [J.J. Plattner and D.W. Norbeck, in Drug Discovery Technologies, C.R. Clark and W.H. Moos, Eds. (Ellis Horwood, Chichester, England, 1990), pp. 92-126]. This has hampered their development into effective drugs. These and other studies with peptidic caspase inhibitors have demonstrated that an aspartic acid residue is involved in a key interaction with the caspase enzyme [K.P. Wilson et al., Nature, 370, pp. 270-275 (1994); Lazebnik et al., Nature, 371, p. 346 (1994)].

[0008] Accordingly, peptidyl and non-peptidyl aspartic acid compounds are useful as caspase inhibitors.

[0009] A need nevertheless exists for compounds that have the ability to act as caspase inhibitors, particularly with selective activity against certain caspases.

Summary of the Invention

[0010] The present invention provides a compound of formula I:



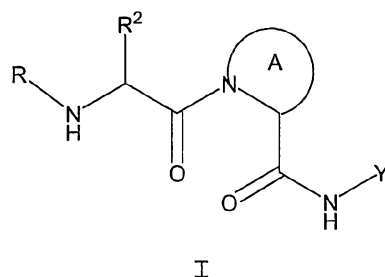
I

wherein the variables are as defined herein.

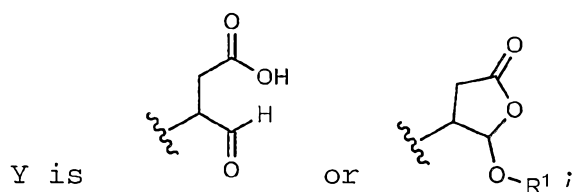
[0011] The present invention also provides processes for preparing these compounds, compositions, pharmaceutical compositions, and methods of using such compounds and compositions for inhibiting caspases. These compounds are particularly useful as selective caspase-1/caspase-8 inhibitors.

Detailed Description of the Invention

[0012] The present invention provides a compound of formula I:



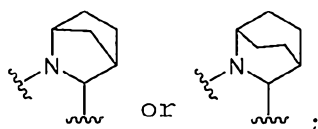
wherein:



R is $R^3C(O)-$, $HC(O)-$, R^3SO_2- , $R^3OC(O)-$, $(R^3)_2NC(O)-$, $(R^3)(H)NC(O)-$, $R^3C(O)C(O)-$, R^3- , $(R^3)_2NC(O)C(O)-$, $(R^3)(H)NC(O)C(O)-$, or $R^3OC(O)C(O)-$;

R^1 is H, aliphatic, cycloaliphatic, aryl, heterocyclyl, heteroaryl, cycloalkyl-aliphatic-, cycloalkenyl-aliphatic-, aryl-aliphatic-, heterocyclyl-aliphatic-, or heteroaryl-aliphatic-, wherein any hydrogen atom is optionally and independently replaced by R^8 and any set of two hydrogen atoms bound to the same atom is optionally and independently replaced by carbonyl;

Ring A is:



wherein, in each ring, any hydrogen atom is optionally and independently replaced by R^4 and any set of two hydrogen atoms bound to the same atom is optionally and independently replaced by carbonyl;

R^3 is aliphatic, cycloaliphatic, aryl, heterocyclyl, heteroaryl, cycloaliphatic-aliphatic-, aryl-aliphatic-, heterocyclyl-aliphatic-, or heteroaryl-aliphatic-; or two R^3 groups bound to the same atom form together with that atom a 3-10 membered aromatic or nonaromatic ring; wherein any ring is optionally fused to an aryl, heteroaryl, cycloalkyl, or heterocyclyl; wherein up to 3 aliphatic carbon atoms may be replaced by a group selected from O, N, NR^9 , S, SO, and SO_2 , wherein R^3 is substituted with up to 6 substituents independently selected from R^8 ;

R^4 is halogen, $-OR^9$, $-NO_2$, $-CN$, $-CF_3$, $-OCF_3$, $-R^9$, 1,2-methylenedioxy, 1,2-ethylenedioxy, $-N(R^9)_2$, $-SR^9$, $-SOR^9$, $-SO_2R^9$, $-SO_2N(R^9)_2$, $-SO_3R^9$, $-C(O)R^9$, $-C(O)C(O)R^9$, $-C(O)C(O)OR^9$, $-C(O)C(O)N(R^9)_2$, $-C(O)CH_2C(O)R^9$, $-C(S)R^9$, $-C(S)OR^9$, $-C(O)OR^9$, $-OC(O)R^9$, $-C(O)N(R^9)_2$, $-OC(O)N(R^9)_2$, $-C(S)N(R^9)_2$, $-(CH_2)_{0-2}NHC(O)R^9$, $-N(R^9)N(R^9)COR^9$, $-N(R^9)N(R^9)C(O)OR^9$, $-N(R^9)N(R^9)CON(R^9)_2$, $-N(R^9)SO_2R^9$, $-N(R^9)SO_2N(R^9)_2$, $-N(R^9)C(O)OR^9$, $-N(R^9)C(O)R^9$, $-N(R^9)C(S)R^9$, $-N(R^9)C(O)N(R^9)_2$, $-N(R^9)C(S)N(R^9)_2$, $-N(COR^9)COR^9$, $-N(OR^9)R^9$, $-C(=NH)N(R^9)_2$, $-C(O)N(OR^9)R^9$, $-C(=NOR^9)R^9$, $-OP(O)(OR^9)_2$, $-P(O)(R^9)_2$, $-P(O)(OR^9)_2$, or $-P(O)(H)(OR^9)$;

R^2 is $-C(R^5)(R^6)(R^7)$, aryl, heteroaryl, or C_{3-7} cycloalkyl;

R^5 is H or a C_{1-6} straight-chained or branched alkyl;

R^6 is H or a C_{1-6} straight-chained or branched alkyl;

R^7 is $-CF_3$, $-C_{3-7}$ cycloalkyl, aryl, heteroaryl, heterocycle, or a C_{1-6} straight-chained or branched alkyl, wherein each carbon atom of the alkyl is optionally and independently substituted with R^{10} ;

Or R^5 and R^7 taken together with the carbon atom to which they are attached form a 3-10 membered cycloaliphatic;

R^8 and $R^{8'}$ are each independently halogen, $-OR^9$, $-NO_2$, $-CN$, $-CF_3$, $-OCF_3$, $-R^9$, 1,2-methylenedioxy, 1,2-ethylenedioxy,

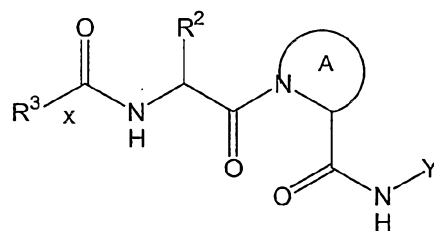
-6-

$-N(R^9)_2$, $-SR^9$, $-SOR^9$, $-SO_2R^9$, $-SO_2N(R^9)_2$, $-SO_3R^9$, $-C(O)R^9$,
 $-C(O)C(O)R^9$, $-C(O)C(O)OR^9$, $-C(O)C(O)N(R^9)_2$, $-C(O)CH_2C(O)R^9$,
 $-C(S)R^9$, $-C(S)OR^9$, $-C(O)OR^9$, $-OC(O)R^9$, $-C(O)N(R^9)_2$, $-OC(O)N(R^9)_2$,
 $-C(S)N(R^9)_2$, $-(CH_2)_{0-2}NHC(O)R^9$, $-N(R^9)N(R^9)COR^9$,
 $-N(R^9)N(R^9)C(O)OR^9$, $-N(R^9)N(R^9)CON(R^9)_2$, $-N(R^9)SO_2R^9$,
 $-N(R^9)SO_2N(R^9)_2$, $-N(R^9)C(O)OR^9$, $-N(R^9)C(O)R^9$, $-N(R^9)C(S)R^9$,
 $-N(R^9)C(O)N(R^9)_2$, $-N(R^9)C(S)N(R^9)_2$, $-N(COR^9)COR^9$, $-N(OR^9)R^9$,
 $-C(=NH)N(R^9)_2$, $-C(O)N(OR^9)R^9$, $-C(=NOR^9)R^9$, $-OP(O)(OR^9)_2$,
 $-P(O)(R^9)_2$, $-P(O)(OR^9)_2$, and $-P(O)(H)(OR^9)$;

R^9 is hydrogen, aliphatic, cycloaliphatic, aryl, heterocyclyl, heteroaryl, cycloaliphatic-aliphatic-, aryl-aliphatic-, heterocyclyl-aliphatic-, or heteroaryl-aliphatic-; wherein any hydrogen atom is optionally and independently replaced by R^8 and any set of two hydrogen atoms bound to the same atom is optionally and independently replaced by carbonyl;

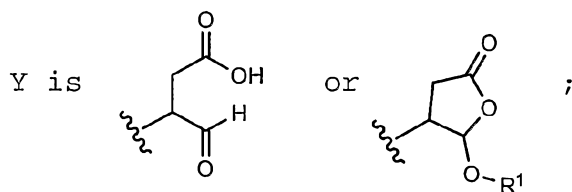
R^{10} is halogen, $-OR^{11}$, $-NO_2$, $-CN$, $-CF_3$, $-OCF_3$, $-R^{11}$, or $-SR^{11}$; wherein R^{11} is C_{1-4} -aliphatic-.

[0013] The present invention also provides a compound of formula II:



II

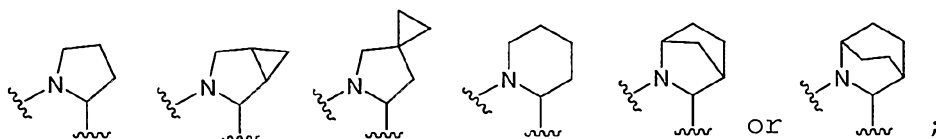
wherein:



-7-

R^1 is H, aliphatic, cycloalkyl (e.g., cyclopentyl), cycloalkenyl, aryl, heterocyclyl, heteroaryl, cycloalkyl-aliphatic-, cycloalkenyl-aliphatic-, aryl-aliphatic-, heterocyclyl-aliphatic-, or heteroaryl-aliphatic-, wherein any hydrogen atom is optionally and independently replaced by R^8 and any set of two hydrogen atoms bound to the same atom is optionally and independently replaced by carbonyl;

Ring A is:



wherein, in each ring, any hydrogen atom is optionally and independently replaced by R^4 and any set of two hydrogen atoms bound to the same atom is optionally and independently replaced by carbonyl (or in an alternative embodiment, carbonyl or (C3-C6) spirocycle;)

R^4 is halogen, $-OR^9$, $-NO_2$, $-CN$, $-CF_3$, $-OCF_3$, $-R^9$, 1,2-methylenedioxy, 1,2-ethylenedioxy, $-N(R^9)_2$, $-SR^9$, $-SOR^9$, $-SO_2R^9$, $-SO_2N(R^9)_2$, $-SO_3R^9$, $-C(O)R^9$, $-C(O)C(O)R^9$, $-C(O)C(O)OR^9$, $-C(O)C(O)N(R^9)_2$, $-C(O)CH_2C(O)R^9$, $-C(S)R^9$, $-C(S)OR^9$, $-C(O)OR^9$, $-OC(O)R^9$, $-C(O)N(R^9)_2$, $-OC(O)N(R^9)_2$, $-C(S)N(R^9)_2$, $-(CH_2)_0-2NHC(O)R^9$, $-N(R^9)N(R^9)COR^9$, $-N(R^9)N(R^9)C(O)OR^9$, $-N(R^9)N(R^9)CON(R^9)_2$, $-N(R^9)SO_2R^9$, $-N(R^9)SO_2N(R^9)_2$, $-N(R^9)C(O)OR^9$, $-N(R^9)C(O)R^9$, $-N(R^9)C(S)R^9$, $-N(R^9)C(O)N(R^9)_2$, $-N(R^9)C(S)N(R^9)_2$, $-N(COR^9)COR^9$, $-N(OR^9)R^9$, $-C(=NH)N(R^9)_2$, $-C(O)N(OR^9)R^9$, $-C(=NOR^9)R^9$, $-OP(O)(OR^9)_2$, $-P(O)(R^9)_2$, $-P(O)(OR^9)_2$, or $-P(O)(H)(OR^9)$;

R^2 is $-C(R^5)(R^6)(R^7)$, aryl, heteroaryl, or $-C_{3-7}$ cycloalkyl;

R^5 is H or a C_{1-6} straight-chained or branched alkyl;

R^6 is H or a C_{1-6} straight-chained or branched alkyl;

R^7 is $-CF_3$, $-C_{3-7}$ cycloalkyl, aryl, heteroaryl, heterocycle, or a C_{1-6} straight-chained or branched alkyl, wherein each carbon atom of the alkyl is optionally and independently substituted with R^{10} ;

(or in an alternative embodiment, R^5 and R^7 taken together with the carbon atom to which they are attached form a 3-10 membered cycloaliphatic);

R^3 is phenyl, thiophene, or pyridine, wherein each ring is optionally substituted with up to 5 groups independently selected from $R^{8'}$, and wherein at least one position on the phenyl, thiophene, or pyridine adjacent to bond x is substituted by R^{12} , wherein R^{12} has no more than 5 straight-chained atoms;

R^8 and $R^{8'}$ are each independently halogen, $-OR^9$, $-NO_2$, $-CN$, $-CF_3$, $-OCF_3$, $-R^9$, 1,2-methylenedioxy, 1,2-ethylenedioxy, $-N(R^9)_2$, $-SR^9$, $-SOR^9$, $-SO_2R^9$, $-SO_2N(R^9)_2$, $-SO_3R^9$, $-C(O)R^9$, $-C(O)C(O)R^9$, $-C(O)C(O)OR^9$, $-C(O)C(O)N(R^9)_2$, $-C(O)CH_2C(O)R^9$, $-C(S)R^9$, $-C(S)OR^9$, $-C(O)OR^9$, $-OC(O)R^9$, $-C(O)N(R^9)_2$, $-OC(O)N(R^9)_2$, $-C(S)N(R^9)_2$, $-(CH_2)_{0-2}NHC(O)R^9$, $-N(R^9)N(R^9)COR^9$, $-N(R^9)N(R^9)C(O)OR^9$, $-N(R^9)N(R^9)CON(R^9)_2$, $-N(R^9)SO_2R^9$, $-N(R^9)SO_2N(R^9)_2$, $-N(R^9)C(O)OR^9$, $-N(R^9)C(O)R^9$, $-N(R^9)C(S)R^9$, $-N(R^9)C(O)N(R^9)_2$, $-N(R^9)C(S)N(R^9)_2$, $-N(COR^9)COR^9$, $-N(OR^9)R^9$, $-C(=NH)N(R^9)_2$, $-C(O)N(OR^9)R^9$, $-C(=NOR^9)R^9$, $-OP(O)(OR^9)_2$, $-P(O)(R^9)_2$, $-P(O)(OR^9)_2$, and $-P(O)(H)(OR^9)$;

R^9 is hydrogen, aliphatic, cycloalkyl, cycloalkenyl, aryl, heterocyclyl, heteroaryl, cycloaliphatic-aliphatic-, aryl-aliphatic-, heterocyclyl-aliphatic-, or heteroaryl-aliphatic-; (in certain embodiments, any hydrogen atom of R^9 is optionally and independently replaced by R^8 and any set of two hydrogen atoms bound to the same atom is optionally and independently replaced by carbonyl; provided that if R^9 is substituted with a

R⁸, wherein the R⁸ comprises a R⁹ substituent, then that R⁹ substituent is not substituted with R⁸);

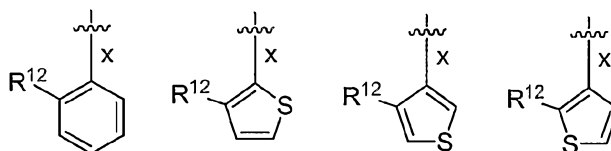
R¹⁰ is halogen, -OR¹¹, -NO₂, -CN, -CF₃, -OCF₃, -R¹¹, or -SR¹¹;

R¹¹ is C₁₋₄-aliphatic-; and

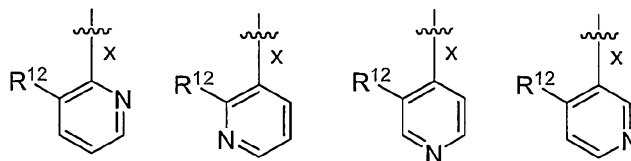
R¹² is halogen, -OR¹¹, -NO₂, -CN, -CF₃, -OCF₃, -R¹¹, -SR⁹.

[0014] As used in the definition of R¹², "straight-chained atoms" refers to atoms that are linearly bound, regardless of whether those atoms also have atoms bound in a branched fashion. According to this definition, an ethyl group and a trifluoromethoxy group each have three straight-chained atoms, and a methyl group has two straight-chained atoms. In the above embodiment, R¹² has no more than 5 straight-chained atoms. In two other embodiments, R¹² has no more than 4 straight-chained atoms and no more than 3 straight-chained atoms. In yet other embodiments, R¹² has 2 straight-chained atoms or 1 atom.

[0015] As used herein, a position adjacent to the bond x refers to a position which is located next to the position at which x is bound. In an aryl ring, this position is often called "the ortho position" or, in the case of a phenyl ring, it may be called "the 2-position". By way of example, in the structures immediately below, R¹² is bound to the phenyl, thiophene, and pyridine rings at "the position adjacent to bond x".



-10-

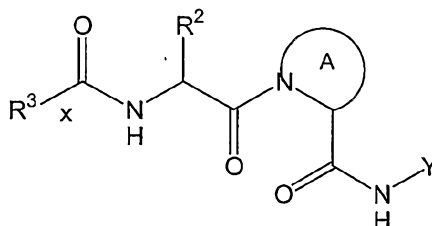


[0016] In one embodiment of this invention, R is R³C(O)-.

[0017] In some embodiments, R³ is optionally substituted C₆₋₁₀aryl or heteroaryl. In other embodiments R³ is optionally substituted phenyl. In yet other embodiments, R³ is a 8-10 membered optionally substituted heteroaryl (i.e. quinoline, isoquinoline, or quinazoline) In yet other embodiments, R³ is an optionally substituted 5-6 membered heteroaryl (i.e., pyridyl, pyrimidyl, pyrazinyl, thiophenyl, furanyl, thiazolyl).

[0018] In some embodiments, R³ is optionally and independently substituted by 0-5 R^{8'} groups.

[0019] In one embodiment, the compound of this invention is represented by formula II:



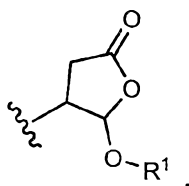
II

wherein:

- R³ is phenyl, thiophene, or pyridine;
- each ring is optionally substituted with up to 5 groups independently selected from R^{8'}; and
- at least one position on the phenyl, thiophene, or pyridine adjacent to bond x is substituted by R¹², wherein R¹² has no more than 5 straight-chained atoms.

[0020] Another embodiment of this invention provides a compound wherein Y is:

-11-



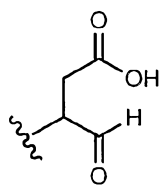
[0021] In one embodiment of this invention, R^1 is substituted with up to 3 groups selected independently from carbonyl and R^8 .

[0022] In another embodiment, R^1 is C_{1-12} aliphatic or C_{3-10} cycloalkyl, wherein each R^1 is optionally substituted with 1-3 groups selected independently from R^8 . In yet another embodiment, R^1 is a straight-chain or branched C_{1-4} alkyl that is optionally substituted with 1-3 groups selected independently from R^8 .

[0023] In one embodiment, R^1 is an unsubstituted, straight-chain or branched C_{1-4} alkyl (e.g., ethyl, isopropyl, n-propyl, or n-butyl). In another embodiment, R^1 is ethyl.

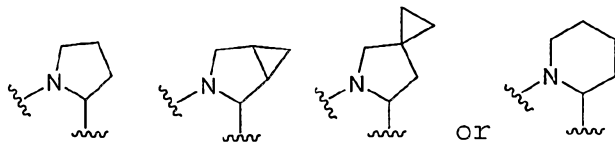
[0024] In any of these embodiments, R^8 is halogen, $-OR^9$, $-CN$, $-CF_3$, $-OCF_3$, or $-R^9$. In another embodiment wherein R^8 is $-R^9$, that R^9 is benzyl.

[0025] In another embodiment, Y is



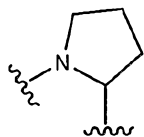
[0026] In another embodiment, Ring A is substituted with up to 3 groups (preferably, 1 group) selected independently from carbonyl and R^4 .

[0027] In one embodiment, Ring A is:



optionally substituted with R^4 .

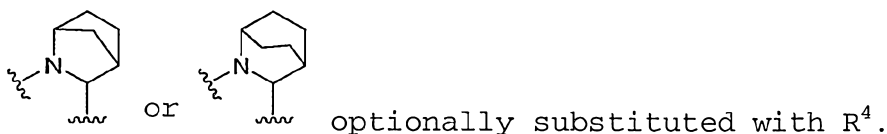
[0028] In yet another embodiment, Ring A is:

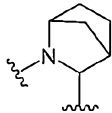


optionally substituted with R^4 .

[0029] In another form of this embodiment, Ring A is unsubstituted proline (i.e., R^4 is hydrogen).

[0030] In yet another embodiment, Ring A is:



[0031] In one embodiment, Ring A is  optionally substituted with R^4 .

[0032] In any of these embodiments, R^4 is halogen, $-OR^9$, $-CF_3$, $-OCF_3$, $-R^9$, or $-SR^9$. In certain embodiments R^4 is H.

[0033] In one embodiment, R^2 is a C_{3-4} branched alkyl group.

[0034] In another embodiment, R^5 is H or $-CH_3$, R^6 is $-CH_3$, and R^7 is $-CH_3$.

[0035] In another embodiment, R^{12} is $-OCF_3$, $-OCH_3$, $-CF_3$, $-CH_3$, $-CH_2CH_3$, $-Cl$, or $-F$.

[0036] In yet another embodiment, R^{12} is $-CF_3$, $-CH_3$, $-Cl$, or $-F$.

[0037] In yet another embodiment, R^{12} is $-CH_3$, $-Cl$, or $-F$.

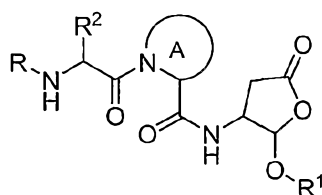
[0038] In another embodiment, each $R^{8'}$, if present, is independently halogen, $-OR^9$, $-NO_2$, $-CN$, $-CF_3$, $-OCF_3$, $-R^9$, 1,2-methylenedioxy, 1,2-ethylenedioxy, $-N(R^9)_2$, $-SR^9$, $-SOR^9$, $-SO_2R^9$, $-SO_2N(R^9)_2$, $-C(O)R^9$, $-C(O)C(O)N(R^9)_2$, $-C(O)N(R^9)_2$, $-OC(O)N(R^9)_2$,

-13-

$-(\text{CH}_2)_{0-2}\text{NHC(O)R}^9$, $-\text{N(R}^9\text{)SO}_2\text{R}^9$, $-\text{N(R}^9\text{)SO}_2\text{N(R}^9\text{)}_2$, $-\text{N(R}^9\text{)C(O)OR}^9$, $-\text{N(R}^9\text{)C(O)R}^9$, or $-\text{N(R}^9\text{)C(O)N(R}^9\text{)}_2$.

[0039] In another embodiment, $\text{R}^{8'}$ is $-\text{NH}_2$, $-\text{N(R}^9\text{)}_2$, $-\text{N(R}^9\text{)C(O)R}^9$, $-\text{OCF}_3$, $-\text{OR}^9$, $-\text{CF}_3$, $-\text{R}^9$, $-\text{SR}^9$, or halo. In this embodiment, halo is, preferably, Cl or F and R^9 is, preferably, straight or branched C_{1-4} alkyl.

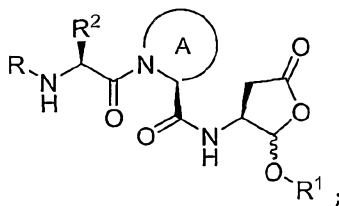
[0040] According to one embodiment, this invention provides compounds of formula III:



III;

wherein the variables are as defined in any of the embodiments herein.

[0041] In one form of this embodiment, the compound has the stereochemistry indicated below:



wherein the variables are as defined in any of the embodiments herein.

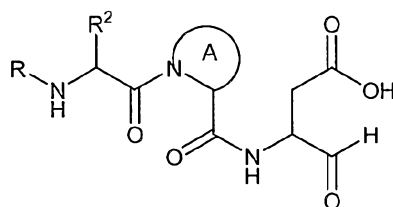
[0042] In other forms of this embodiment, the compound has the stereochemistry indicated below:



-14-

wherein the variables are as defined in any of the embodiments herein.

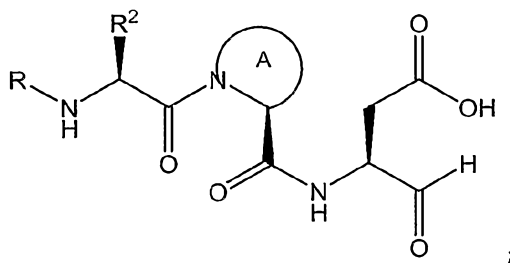
[0043] According to another embodiment, this invention provides compound of formula IV:



IV;

wherein the variables are as defined in any of the embodiments herein.

[0044] In one form of this embodiment, the compound has the stereochemistry indicated below:

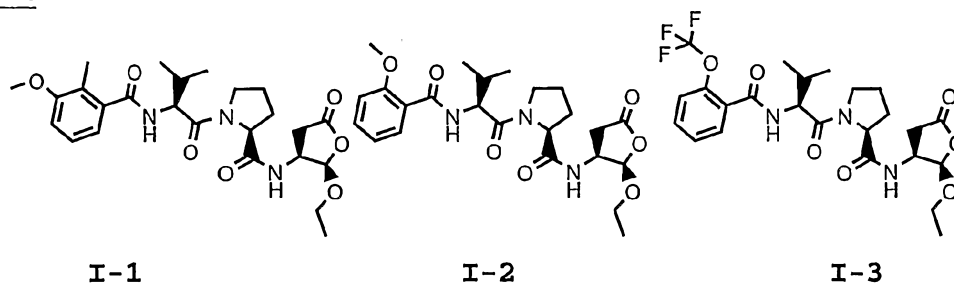


wherein the variables are as defined in any of the embodiments herein.

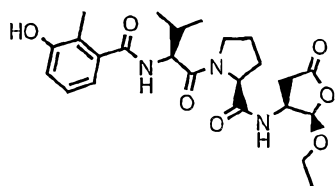
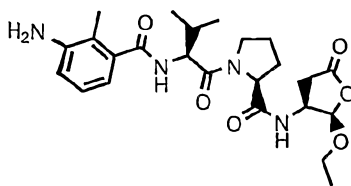
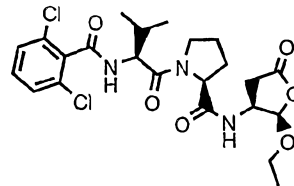
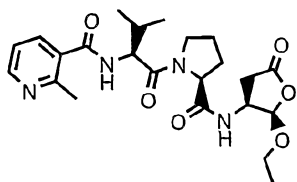
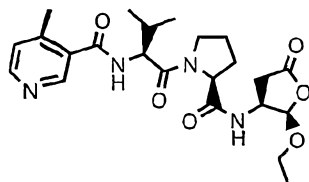
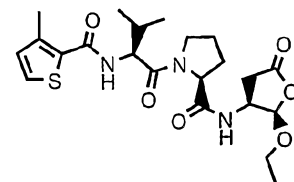
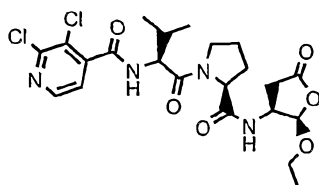
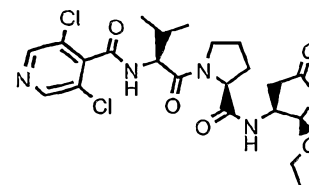
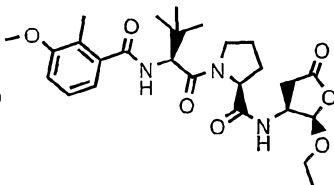
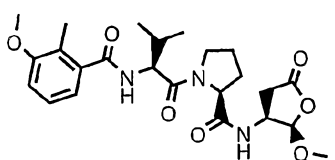
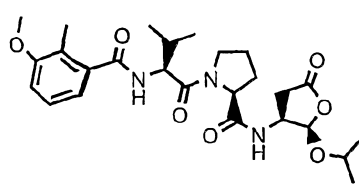
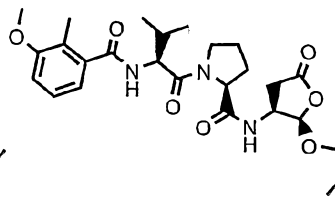
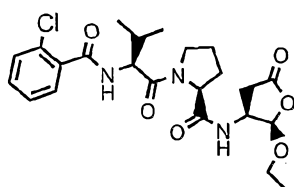
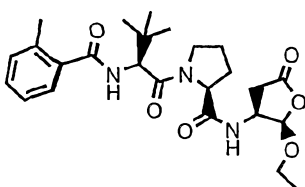
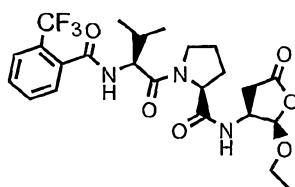
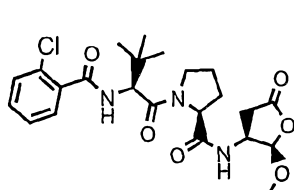
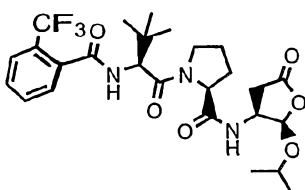
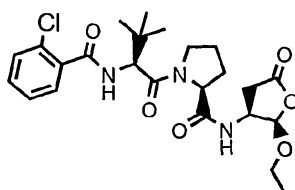
[0045] The embodiments herein may be combined to provide a compound according to this invention.

[0046] According to one embodiment, the present invention provides a compound selected from Table 1 below:

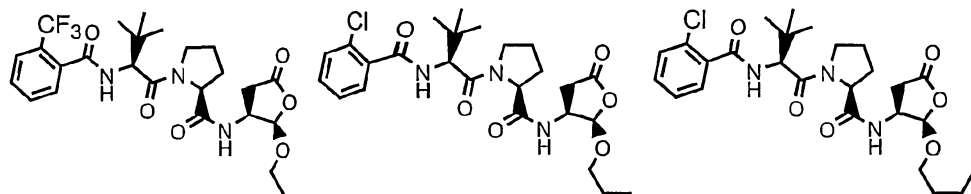
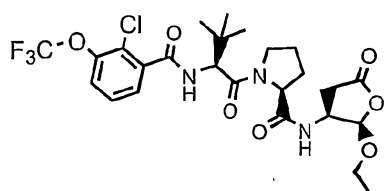
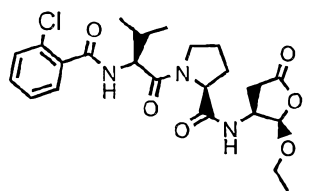
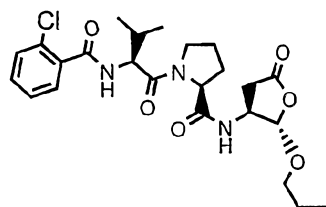
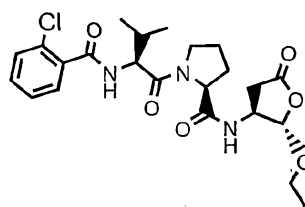
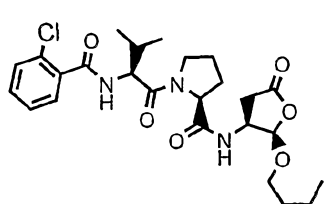
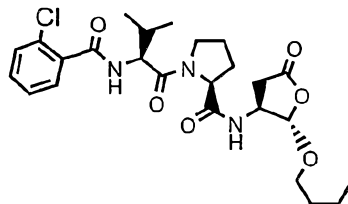
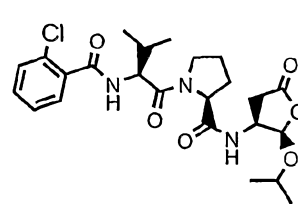
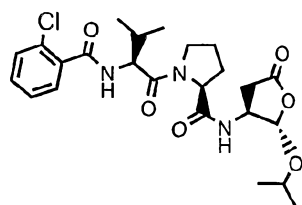
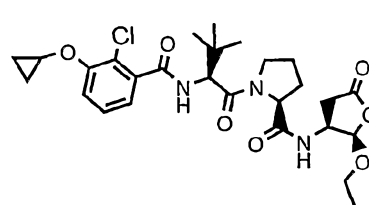
Table 1



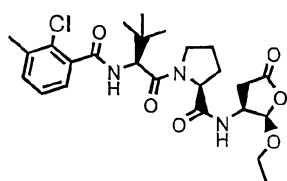
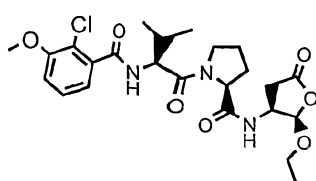
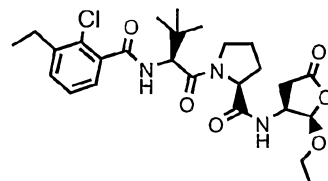
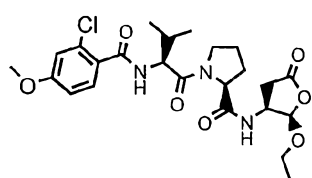
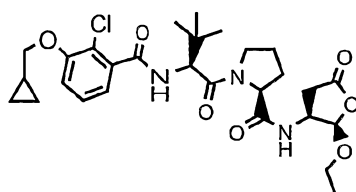
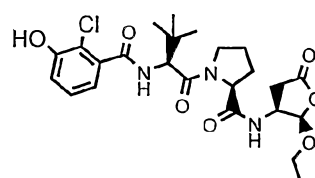
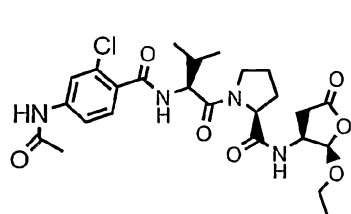
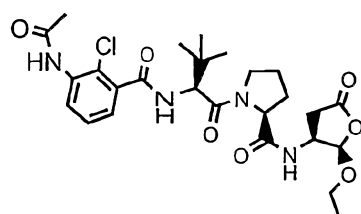
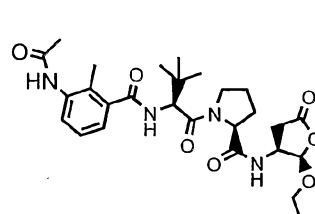
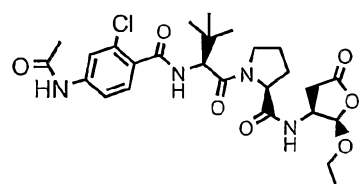
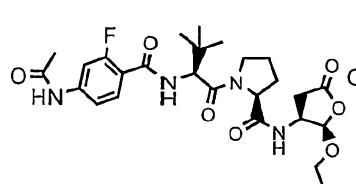
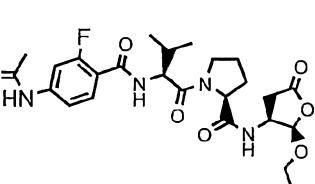
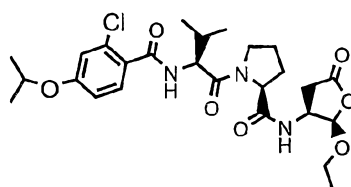
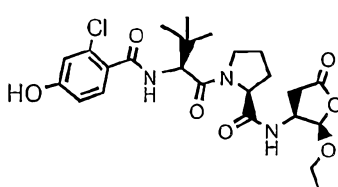
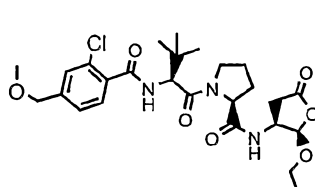
-15-

**I-4****I-5****I-6****I-7****I-8****I-9****I-10****I-11****I-12****I-13****I-14****I-15****I-16****I-17****I-18****I-19****I-20****I-21**

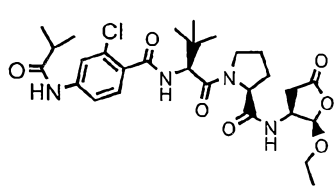
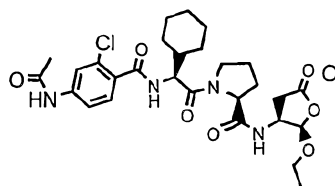
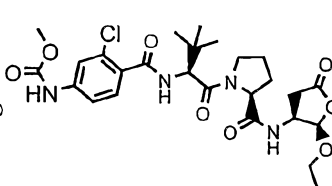
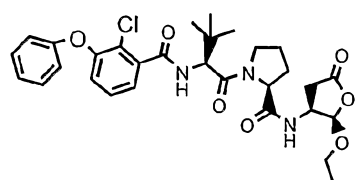
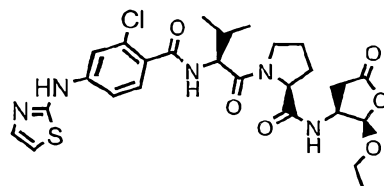
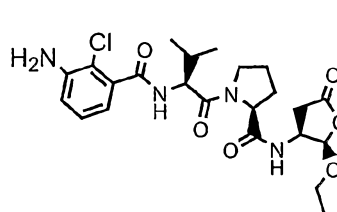
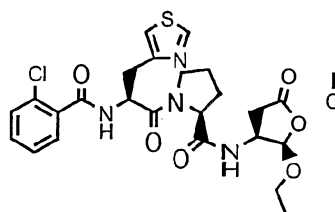
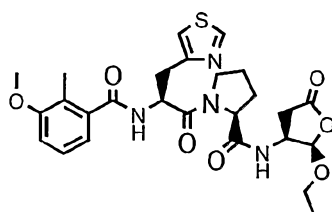
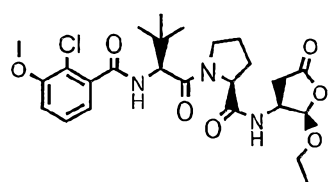
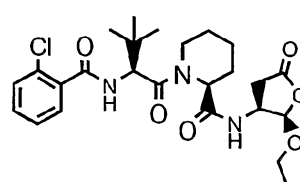
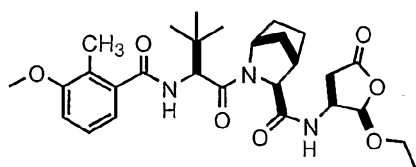
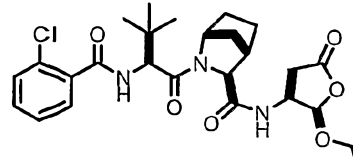
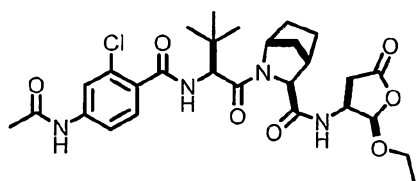
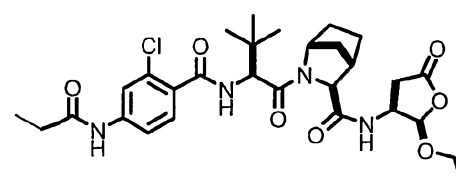
-16-

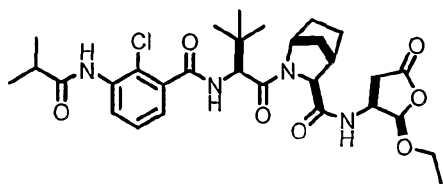
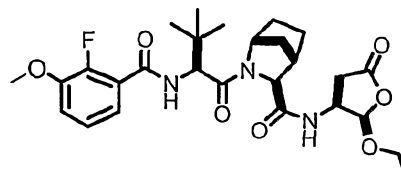
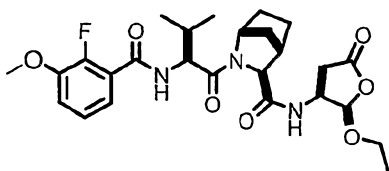
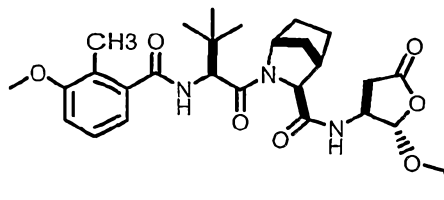
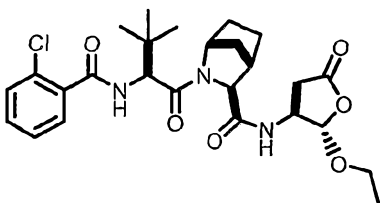
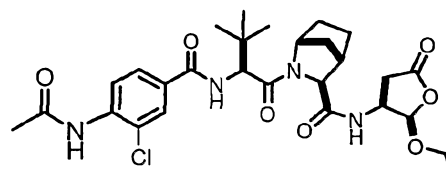
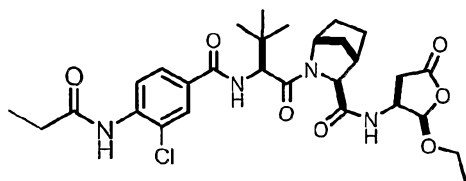
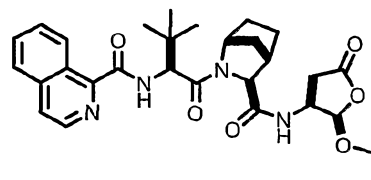
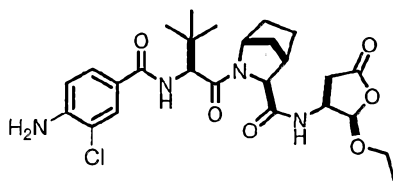
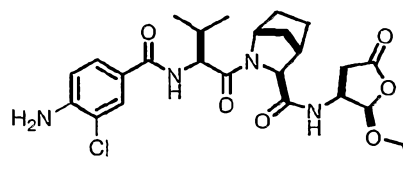
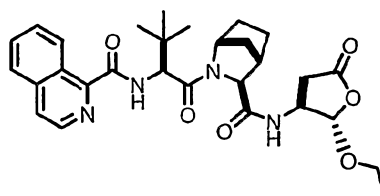
**I-22****I-23****I-24****I-25****I-26****I-27****I-28****I-29****I-30****I-31****I-32****I-33**

-17-

**I-34****I-35****I-36****I-37****I-38****I-39****I-40****I-41****I-42****I-43****I-44****I-45****I-46****I-47****I-48**

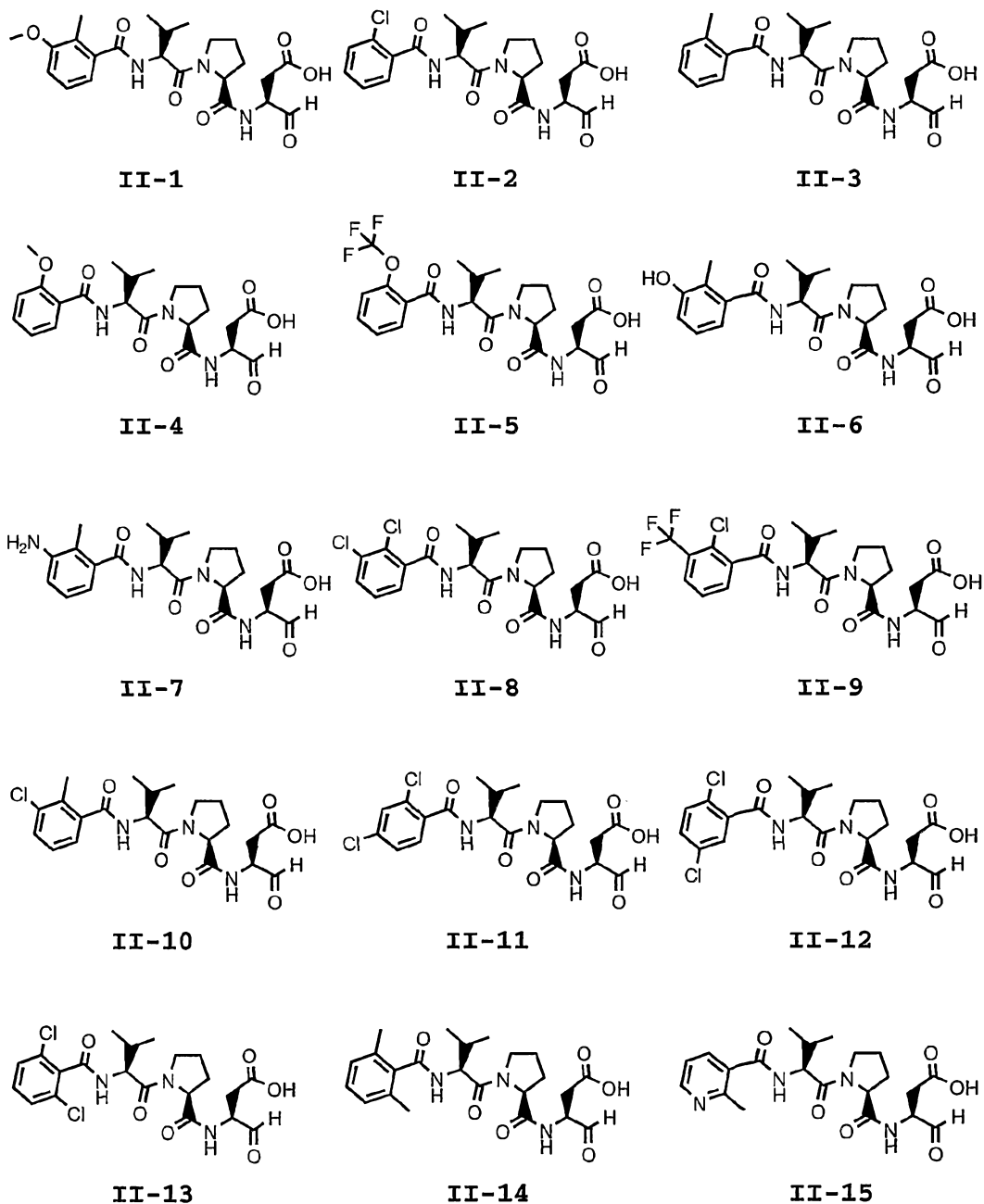
-18-

**I-49****I-50****I-51****I-52****I-53****I-54****I-55****I-56****I-57****I-58****I-59****I-60****I-61****I-62**

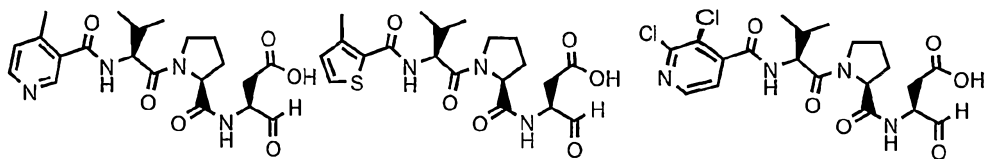
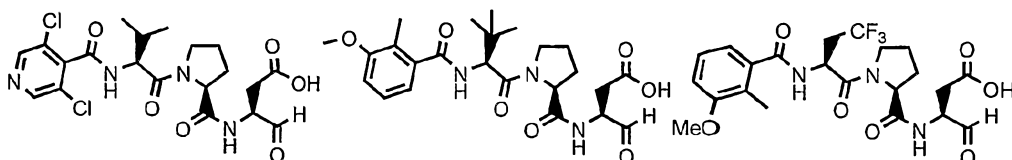
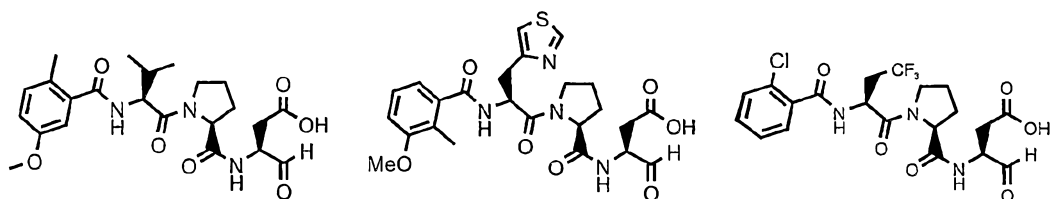
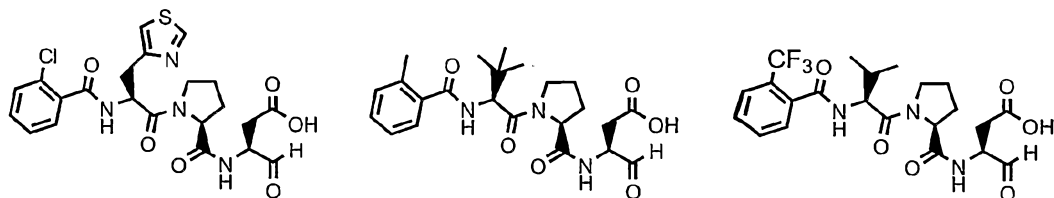
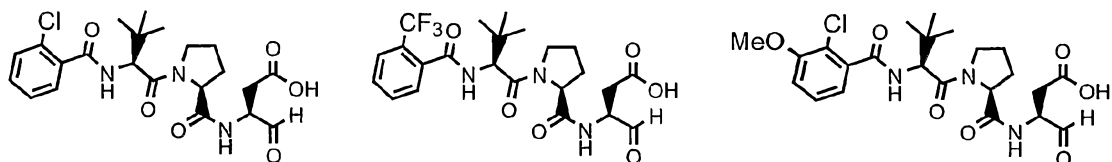
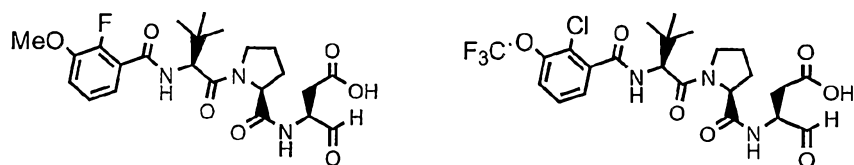
**I-63****I-64****I-65****I-66****I-67****I-68****I-69****I-70****I-71****I-72****I-73**

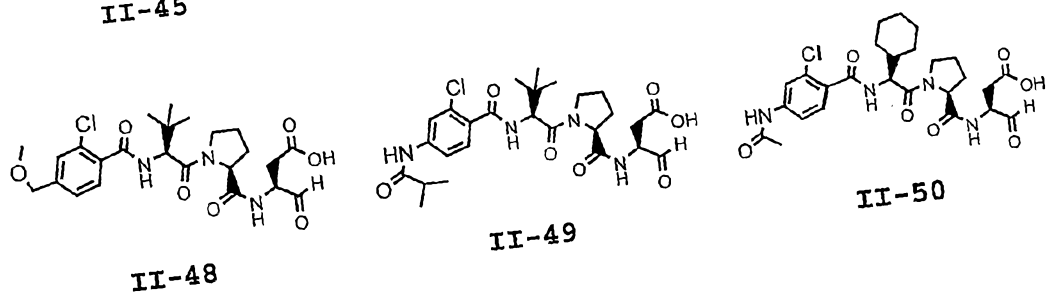
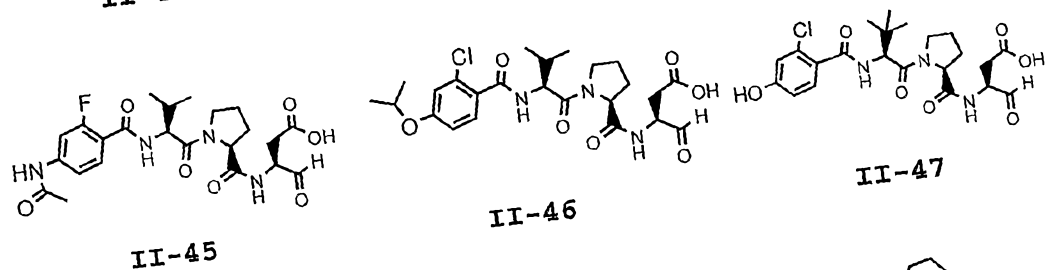
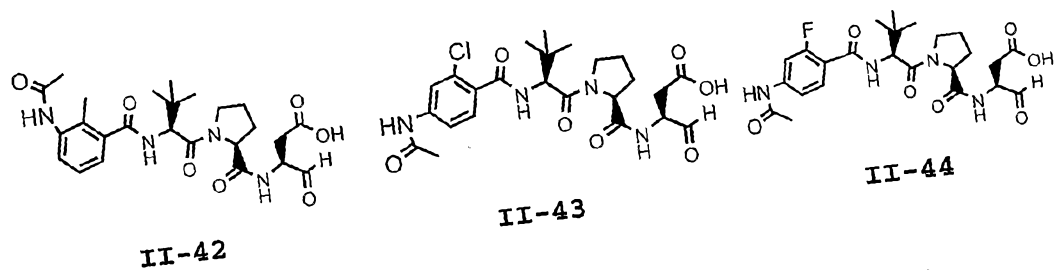
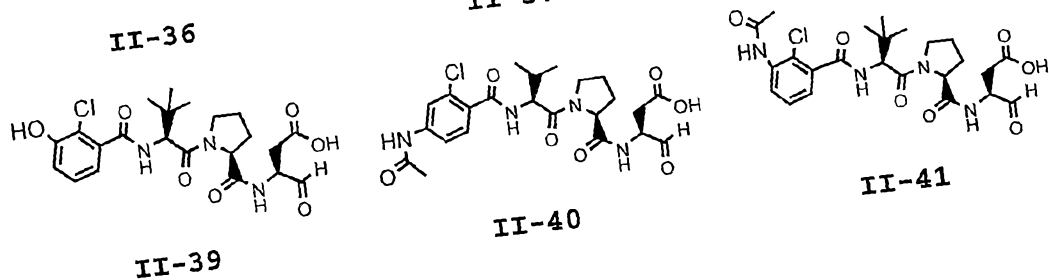
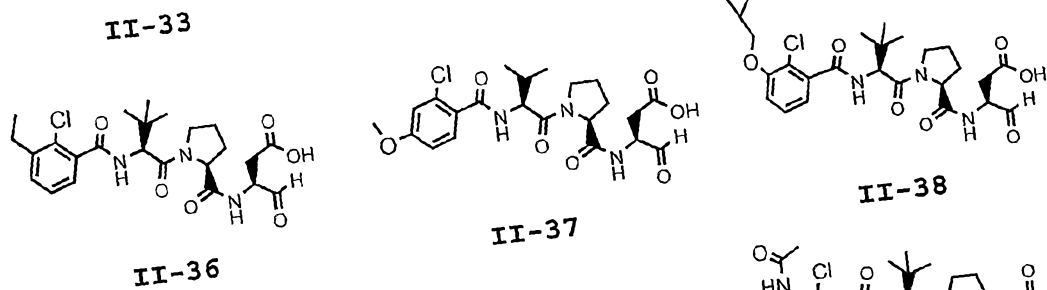
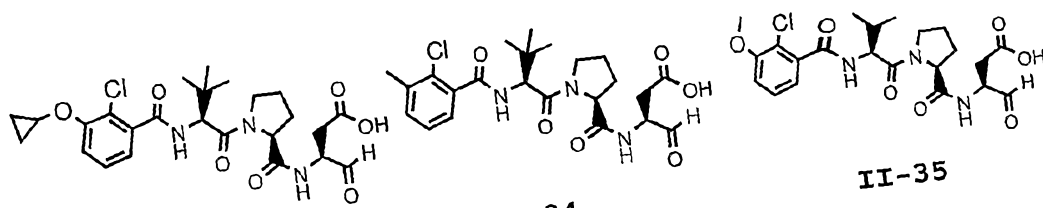
[0047] According to another embodiment, the present invention provides a compound of formula II selected from Table 2 below:

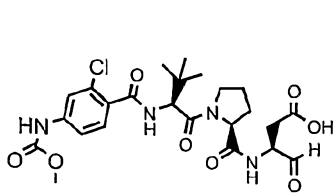
Table 2



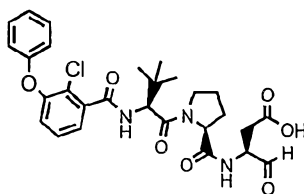
-21-

**II-16****II-17****II-18****II-19****II-20****II-21****II-22****II-23****II-24****II-25****II-26****II-27****II-28****II-29****II-30****II-31****II-32**

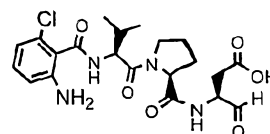




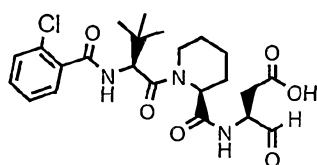
II-51



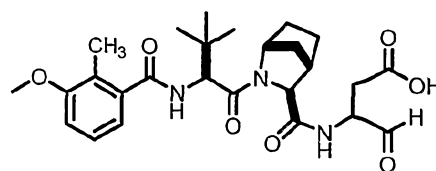
II-52



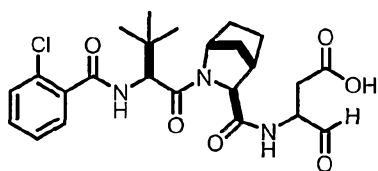
II-53



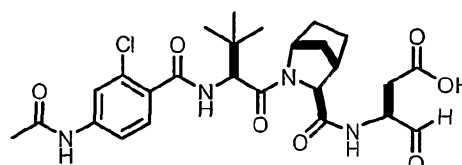
II-54



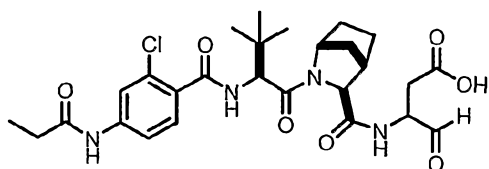
II-55



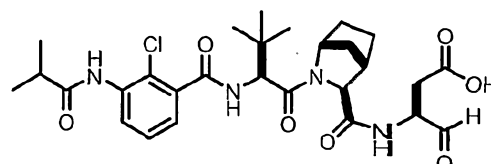
II-56



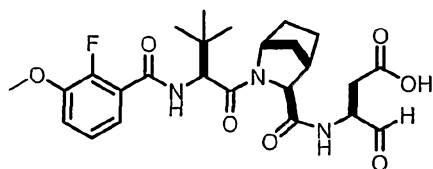
II-57



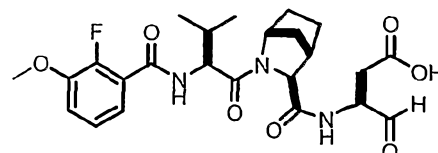
II-58



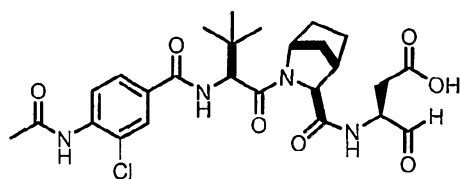
II-59



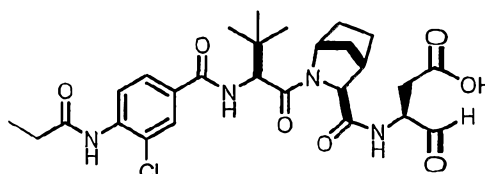
II-60



II-61

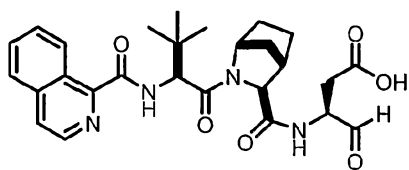
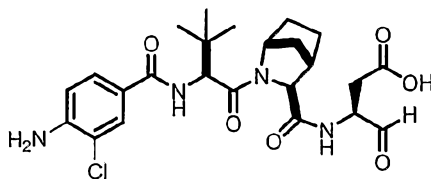
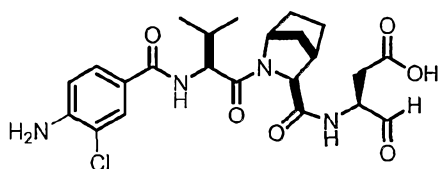


II-62



II-63

-24-

**II-64****II-65****II-66**

[0048] In certain embodiments of this invention, the variable definitions are selected from those depicted in the compounds of Table 1 and/or Table 2.

[0049] As used herein, a specified number atoms includes any integer therein. For example, a group having from 1-4 atoms, could have 1, 2, 3, or 4 atoms.

[0050] As used herein, an aliphatic group includes straight-chained and branched groups having the specified number of atoms. If the number of atoms is unspecified, the aliphatic group has from 1 to 12 carbon atoms. As would be understood, alkenyl and/or alkynyl aliphatic groups have a minimum of 2 carbon atoms. Preferred aliphatic groups are alkyl groups (preferably having from 1 to 6 atoms).

[0051] Cycloalkyl and cycloalkenyl groups have between 3 and 10 carbon atoms and are monocyclic or bicyclic, including linearly fused, bridged, or spirocyclic.

[0052] As used herein, "aromatic group" or "aryl" refers to a 6-10-membered ring system that contains at least one aromatic ring. Examples of aromatic rings include phenyl and naphthyl.

[0053] As used herein a "heteroaryl" refers to ring system having 5-10 members and 1, 2, or 3 heteroatoms independently

selected from N, N(R⁹), O, S, SO, and SO₂, wherein at least one ring is heteroaromatic (e.g., pyridyl, thiophene, or thiazole).

[0054] As used herein a "heterocycle" refers to ring system having 3-10 members and 1, 2, or 3 heteroatoms independently selected from N, N(R⁹), O, S, SO, and SO₂, wherein no ring is aromatic (e.g., piperidine and morpholine).

[0055] Further examples of heteroaryl rings include 2-furanyl, 3-furanyl, N-imidazolyl, 2-imidazolyl, 4-imidazolyl, 5-imidazolyl, benzimidazolyl, 3-isoxazolyl, 4-isoxazolyl, 5-isoxazolyl, 2-oxazolyl, 4-oxazolyl, 5-oxazolyl, N-pyrrolyl, 2-pyrrolyl, 3-pyrrolyl, 2-pyridyl, 3-pyridyl, 4-pyridyl, 2-pyrimidinyl, 4-pyrimidinyl, 5-pyrimidinyl, pyridazinyl (e.g., 3-pyridazinyl), 2-thiazolyl, 4-thiazolyl, 5-thiazolyl, tetrazolyl (e.g., 5-tetrazolyl), triazolyl (e.g., 2-triazolyl and 5-triazolyl), 2-thienyl, 3-thienyl, benzofuryl, benzothiophenyl, indolyl (e.g., 2-indolyl), pyrazolyl (e.g., 2-pyrazolyl), isothiazolyl, 1,2,3-oxadiazolyl, 1,2,5-oxadiazolyl, 1,2,4-oxadiazolyl, 1,2,3-triazolyl, 1,2,3-thiadiazolyl, 1,3,4-thiadiazolyl, 1,2,5-thiadiazolyl, purinyl, pyrazinyl, 1,3,5-triazinyl, quinolinyl (e.g., 2-quinolinyl, 3-quinolinyl, 4-quinolinyl), and isoquinolinyl (e.g., 1-isoquinolinyl, 3-isoquinolinyl, or 4-isoquinolinyl).

[0056] Further examples of heterocyclic rings include 3-1H-benzimidazol-2-one, 3-(1-alkyl)-benzimidazol-2-one, 2-tetrahydrofuranyl, 3-tetrahydrofuranyl, 2-tetrahydrothiophenyl, 3-tetrahydrothiophenyl, 2-morpholino, 3-morpholino, 4-morpholino, 2-thiomorpholino, 3-thiomorpholino, 4-thiomorpholino, 1-pyrrolidinyl, 2-pyrrolidinyl, 3-pyrrolidinyl, 1-tetrahydropiperazinyl, 2-tetrahydropiperazinyl, 3-tetrahydropiperazinyl, 1-piperidinyl,

2-piperidinyl, 3-piperidinyl, 1-pyrazolinyl, 3-pyrazolinyl, 4-pyrazolinyl, 5-pyrazolinyl, 1-piperidinyl, 2-piperidinyl, 3-piperidinyl, 4-piperidinyl, 2-thiazolidinyl, 3-thiazolidinyl, 4-thiazolidinyl, 1-imidazolidinyl, 2-imidazolidinyl, 4-imidazolidinyl, 5-imidazolidinyl, indolinyl, tetrahydroquinolinyl, tetrahydroisoquinolinyl, benzothiolane, benzodithiane, and 1,3-dihydro-imidazol-2-one.

[0057] Each of the above aliphatic, aryl, cycloaliphatic, heteroaryl, and heterocyclyl may contain appropriate substituents (preferably up to 5) independently selected from, for example, carbonyl and R^9 . Preferred substituents are halogen, $-OR^9$, $-NO_2$, $-CF_3$, $-OCF_3$, $-R^9$, oxo, $-OR^9$, $-O$ -benzyl, $-O$ -phenyl, 1,2-methylenedioxy, 1,2-ethylenedioxy, $-N(R^9)_2$, $-C(O)R^9$, $-COOR^9$ or $-CON(R^9)_2$, wherein R^9 is defined herein (and is preferably H, (C1-C6)-alkyl, or (C2-C6)-alkenyl and alkynyl), with (C1-C6)-alkyl being most preferred). It should be understood that this definition would include a perfluorinated alkyl group.

[0058] It will be apparent to one skilled in the art that certain compounds of this invention may exist in tautomeric forms or hydrated forms, all such forms of the compounds being within the scope of the invention. Unless otherwise stated, structures depicted herein are also meant to include all stereochemical forms of the structure; i.e., the R and S configurations for each asymmetric center. Therefore, single stereochemical isomers as well as enantiomeric and diastereomeric mixtures of the present compounds are within the scope of the invention.

[0059] Unless otherwise stated, structures depicted herein are also meant to include compounds that differ only in the presence of one or more isotopically enriched atoms. For example, compounds having the present structures except for

the replacement of a hydrogen by a deuterium or tritium, or the replacement of a carbon by a ^{13}C - or ^{14}C -enriched carbon are within the scope of this invention.

[0060] The compounds of this invention may be obtained by any method, including general, synthetic methods known to those skilled in the art for analogous compounds (see e.g., WO 99/47545). For the purposes of illustration, the following Schemes for the synthesis of the compounds of the present invention are provided.

[0061] The following abbreviations are used:

EDC is 1-(3-dimethylaminopropyl)-3-ethylcarbodiimide

HOBt is 1-hydroxybenzotriazole

THF is tetrahydrofuran

TFA is trifluoroacetic acid

DCM is dichloromethane

DMAP is 4-dimethylaminopyridine

DIPEA is diisopropylethylamine

DMF is dimethylformamide

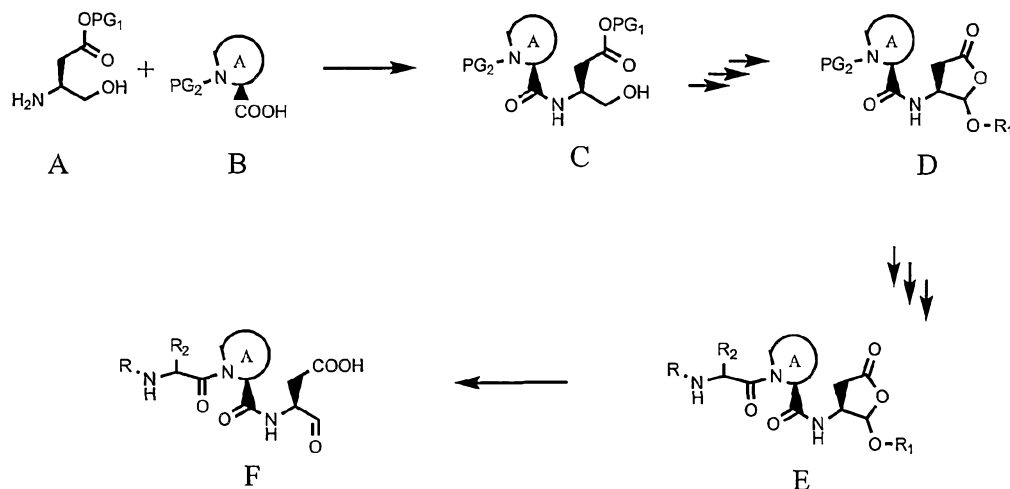
TFA is trifluoroacetic acid

Z is benzyloxycarbonyl

^1H NMR is nuclear magnetic resonance

TLC is thin layer chromatography

Scheme I. General scheme for the preparation of E and F



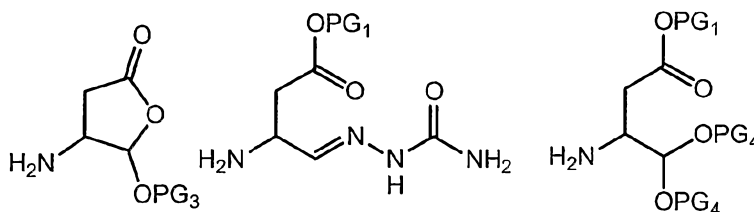
[0062] Scheme I depicts a general route to prepare the compounds E and F disclosed in this invention. The amino group of species A, readily obtained from reduction of the α -carboxylic group of aspartic acid (protected with PG₁ as an ester), is coupled to the carboxylic acid moiety of species B (N-protected with PG₂) to give species C. PG₁ and PG₂ are orthogonal protecting groups (i.e., protecting groups where a protecting group may be selectively removed in the presence of another protecting group. Ideally, PG₁ should be able to be removed without removing PG₂ and vice versa). Here, the aspartate part of the molecule is then manipulated in an oxidation/ketalisation/ deprotection/cyclisation sequence to give species D. The Ring A portion of D is then functionalized further to give species E which is part of the disclosed invention. Deprotection of the ketal gives species F which represent the other part of the disclosed invention.

[0063] In various embodiments of this invention, PG₂ is a suitable amine protecting group, including but not limited to, the amine protecting groups described in T.W. Greene & P.G.M Wutz, "Protective Groups in Organic Synthesis", 3rd Edition,

John Wiley & Sons, Inc. (1999 and other editions) ("Greene"). A "Z" protecting group (benzyloxycarbonyl) is a particularly useful N-protecting group for use in connection with this invention. In compounds wherein PG₂ is protecting the nitrogen of a proline, PG₂ is preferably Z. It should be understood that modified Z groups ("Z-type protecting groups") employed in connection with the compounds and processes of this invention would also fall within the scope of this invention. For example, Z could be substituted at the CH₂ group or the phenyl group with R⁸ (preferably halo or C₁₋₆ straight-chained or branched alkyl) to provide a Z-type protecting group.

[0064] In various embodiments of this invention, PG₁ is a suitable carboxylic acid protecting group, including but not limited to the acid protecting groups described in Greene. In certain embodiments, PG₁ is C₁₋₆ straight-chained or branched alkyl group. A t-butyl group is a particularly useful acid protecting group for use in connection with this invention.

[0065] In Scheme I, compound A is a modified aspartic acid residue. In addition to compound A, other modified aspartic acid residues, including the following, have been reported:

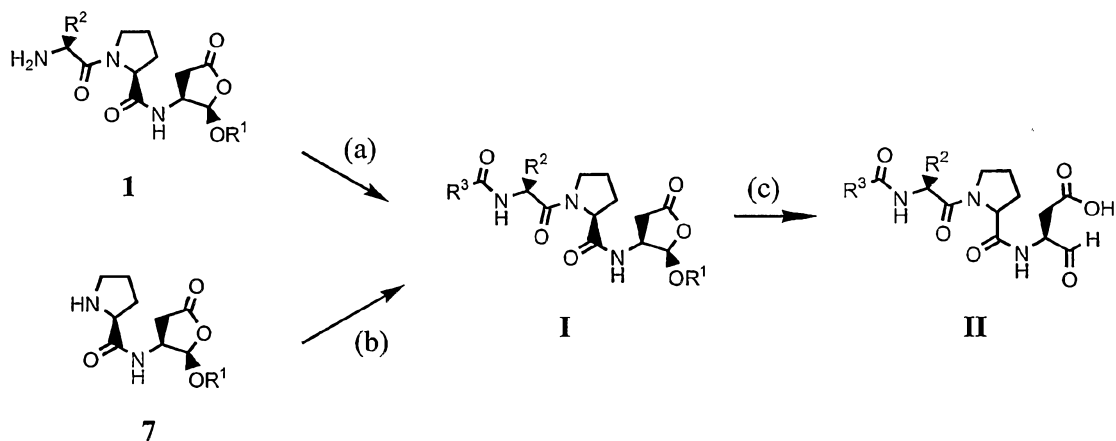


wherein, PG₃ and PG₄ are appropriate protecting groups. These modified aspartic acids may be prepared by methods known to skilled practitioners. See, for example, United States Patent Application Publication US 2002/0042376 (especially page 9, paragraph [0121] and pages 21-22, paragraph [0250] and the documents cited at paragraph [0123]) and United States Patent 6,235,899. See also, C. Gros et al. "Stereochemical control in the preparation of α-amino N-methylthiazolidine Masked

-30-

Aldehydes used for Peptide Aldehyde Synthesis" Tetrahedron, 58, pp. 2673-2680 (2002); K.T. Chapman, "Synthesis of a Potent Reversible Inhibitor of Interleukin- β Converting Enzyme" Bioorg. Med. Chem. Letts., 2, pp. 613-618 (1982); M.D. Mullican et al. "The Synthesis and Evaluation of Peptidyl Aspartyl Aldehydes as Inhibitors of ICE'" 4, pp. 2359-2364 (1994); M.H. Chen, et al. "An Efficient Stereoselective Synthesis of [3S(1S,9S)]-3-[[[9-(Benzoylamino)octahydro-6,10-Dioxo-6H-pyridazino-(1,2-a)(1,2)-Diazepin-1-yl]-carbonyl]amino]-4-oxobutanoic acid, an interleukin converting enzyme (ICE) Inhibitor" 9, pp. 1587-1592 (1999). Accordingly, Scheme I (and also Scheme III below) could be modified to use these other aspartic acid residues.

Scheme II. Preparation of Compounds of Formulae I and II



Reagent and conditions: (a) R^3COOH , HOBt, DMAP, EDC, THF; (b) $R^3CONHCH(R^2)COOH$, HOBt, DMAP, EDC, THF; (c) 2M HCl, MeCN.

[0066] Scheme II depicts formation of compounds of formula I and II, wherein Ring A is unsubstituted proline. Here the cyclic acetal form of a compound of this invention is depicted as formula I and the aldehyde form is depicted as formula II. Compounds having a Ring A other than unsubstituted proline could be substituted in the methods depicted in Scheme I.

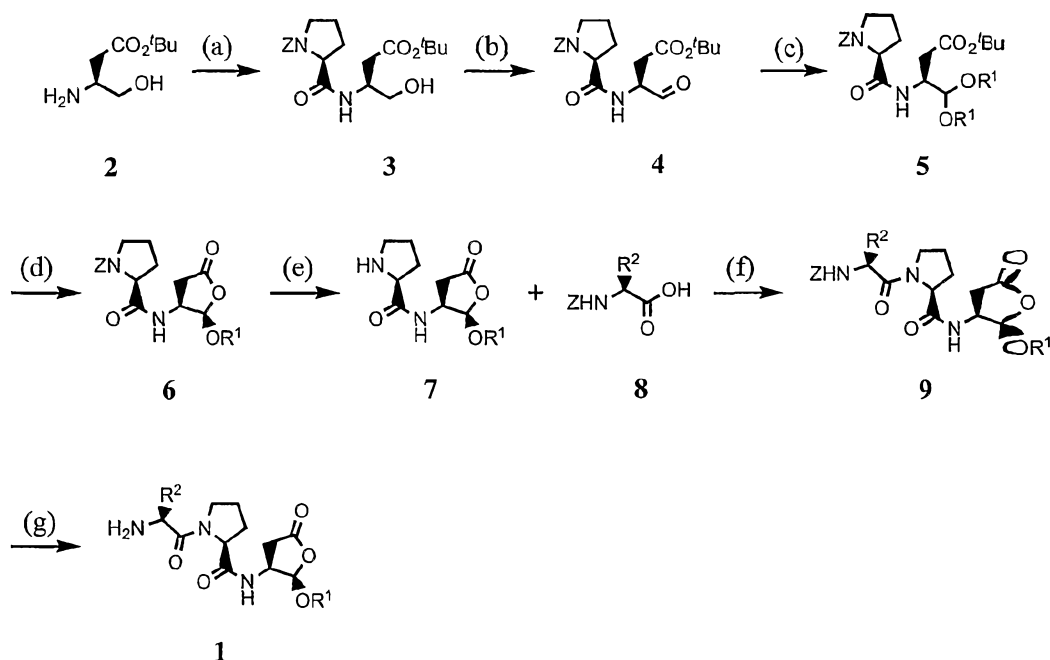
[0067] Scheme II depicts the routes utilized to prepare compounds of formulae I and II. Compounds I can be prepared from compounds 1 by condensation of the amino group in 1 with the suitably functionalized carboxylic acid (or derivative). In this step, standard coupling reagents to form amide bonds have been depicted; other conditions known in the art to form amide bonds can also be used.

[0068] As known to skilled practitioners, a carboxylic acid ($-C(O)OH$) can be coupled to the amine under appropriate conditions for coupling amines and carboxylic acids. Alternatively, in such couplings, a carboxylic acid derivative ($-C(O)X$) may be employed instead of the carboxylic acid. It should be understood that in the context of coupling an amine and a carboxylic acid derivative, the derivative would activate the acid to facilitate coupling to an amine. Appropriate X groups are essentially leaving groups and are known to skilled practitioners. "March's Advanced Organic Chemistry", 5th Ed., Ed.: Smith, M.B. and March, J., John Wiley & Sons, New York: 2001.

[0069] Typical conditions for coupling an amine and an acid include combining a suitable solvent, a carboxylic acid, a base, and a peptide-coupling reagent. Examples of suitable conditions are described in US2002/0042376 and WO 01/81330, the entireties of which are hereby incorporated by reference. In certain embodiments, the conditions are as described in the Schemes and Examples herein.

[0070] Examples of appropriate derivatives include, but are not limited to, compounds of the formula RX wherein X is Cl, F, OC(=O)R" (R" is aliphatic or aryl), SH, SR, SAr, or SeAr. In some embodiments R is C(=O). Suitable conditions for using these appropriate derivatives are known in the art.

Scheme III. Preparation of Compound 1



Reagent and conditions: (a) Cbz-Pro-OH, EDC, HOBT, DMAP, DIPEA, THF; (b) Swern; (c) R¹OH, 3Å sieves, DCM, TsOH; (d) TFA, DCM; (e) H₂, Pd(OH)₂, EtOAc, DMF, Et₃N; (f) EDC, HOBT, Et₃N, EtOAc, DMF; (g) H₂, Pd/C, Citrate Acid.

[0071] Scheme III depicts a possible route to prepare compounds 7 and compounds 1 described in scheme I. Compound 2, readily obtained from reduction of the α-carboxylic group of aspartic acid, is coupled to N-protected proline (or other ring, wherein Ring A is other than unsubstituted proline) to form 3. Here, the proline is N-protected with a Z (benzyloxycarbonyl) group. Compounds 3 are then oxidized into the aldehydes 4 which are acetalized in situ to give the

acetals 5. Acetals can be formed in the presence of R^1 -OH (or a suitable acetal forming reagent), a protic acid (for example, TsOH), or a Lewis acid, and a suitable solvent. Examples of suitable acetal forming reagents that form compounds wherein R^1 is to become ethyl can be considered ethanol equivalents and include, but are not limited to, triethylorthoformate or a diethylacetal, such as a $(CH_3)_2C(OCH_2CH_3)_2$. Preferably, the solvent is CH_2Cl_2 , toluene, or chlorobenzene. Appropriate protic acids include, but are not limited to, TFA, *p*-TsOH. Appropriate Lewis acids include, but are not limited to $TiCl_4$, $MgBr_2$, and $ZnCl_2$.

[0072] In Scheme III, the oxidation of compounds 3 to compounds 4 is depicted as being done under Swern conditions. Other oxidation conditions may also be employed to prepare compounds of this invention. Preferred oxidation conditions are those that are mild and relatively quick to minimize epimerization at the acid side chain of the modified aspartic acid residue. In one embodiment, the oxidation step is a TEMPO oxidation (see Example I-1, Method C, below). Other oxidation conditions include a Dess-Martin oxidation and a tetrapropylammonium perruthenate (TPAP) oxidation.

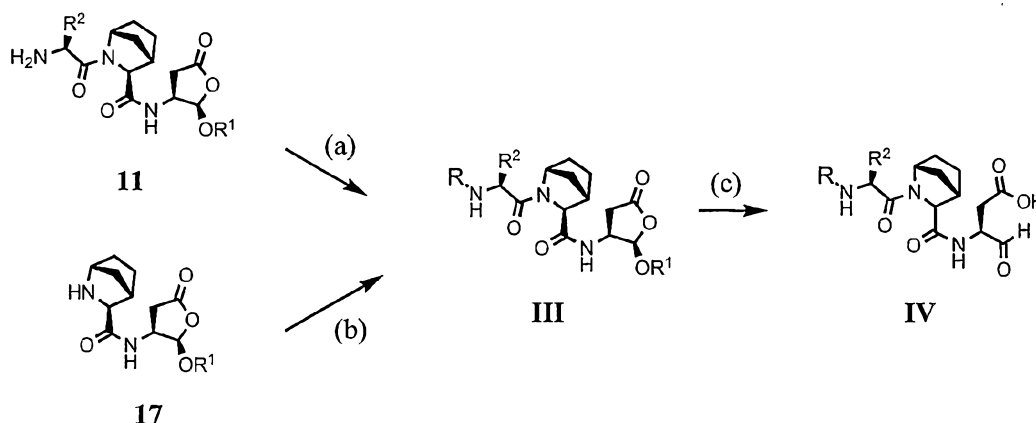
[0073] Aldehydes 4 may be isolated but are preferably carried through directly to 5 without isolation. Deprotection of the *tert*-butyl ester (in 5) is accompanied by spontaneous ring cyclization to give a mixture of diastereoisomers which were separated by column chromatography to give the enantiomerically pure *syn* ketals 6 and *anti* ketals (not represented in this scheme). The deprotection may be done under protic acid or Lewis acid conditions in an appropriate solvent. Appropriate solvents include, but are not limited to, toluene, chlorobenzene, and DCM. Appropriate protic acids include, but are not limited to, TFA, *p*-TsOH. Appropriate

Lewis acids include, but are not limited to TiCl_4 , MgBr_2 , and ZnCl_2 . For clarity of the scheme, only syn ketals are represented in the next steps to form compounds 7 and 1 but the same sequence may be used to form anti ketals. Compounds 6 are submitted to hydrogenolysis and the resulting compounds 7 are reacted with Z-protected aminoacids, using conditions known in the art to prepare amide bonds, to yield compounds 9. Compounds 7 may be generated and used *in situ*. If isolated, it is preferable to use compounds 7 relatively soon after generation. Compounds 9 are finally submitted to hydrogenolysis to give compounds 1, which can be used directly to prepare compounds I, as depicted in Scheme II.

[0074] Alternatively, compounds 7 can be used to prepare compounds I, as depicted in Scheme II. In this preparation, an amino acid residue and the desired N-terminal group is prepared in one step (see, Scheme II, reaction (b)).

[0075] As described in connection with Scheme I, aspartic acid derivatives other than compounds 2 can be employed to obtain compounds of this invention.

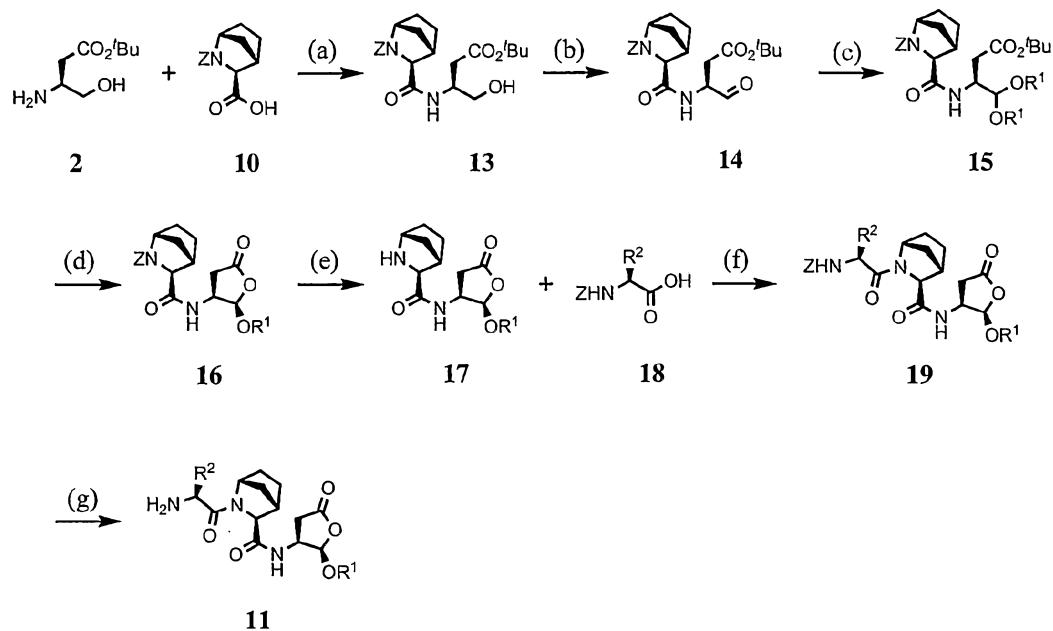
Scheme IV. Preparation of Compounds of Formulae III and IV



Reagent and conditions: (a) ROH / HOBt / DMAP / EDC / THF or RCl / Et_3N / DCM ; (b) $\text{RNHCH(R}^2\text{)COOH}$, HOBt , DMAP , EDC , THF ; (c) 2M HCl , MeCN .

[0076] Scheme IV depicts formation of compounds of formula III and IV, wherein Ring A is 2-Aza-bicyclo[2.2.1]-heptane-3-carboxylic acid. Here the cyclic acetal form of a compound of this invention is depicted as formula III and the aldehyde form is depicted as formula IV. Scheme IV depicts the routes utilized to prepare compounds of formulae III and IV. Compounds III can be prepared from compounds 11 by condensation of the amino group in 11 under conditions to provide the desired R group, such as suitably functionalized carboxylic acid (or derivative), sulfonic acid (or derivative), chloroformate or carbamoyl chloride (or isocyanate), for example, under appropriate reaction condition. In this step, standard coupling reagents to form CO-NH bonds have been depicted; other conditions known in the art to form CO-NH (or alkyl-N, or SO₂-N) bonds can also be used to provide the desired compound comprising R-N. Alternatively, compounds I can be prepared from compounds 17 by condensation of the amino group in 17 with the suitably functionalized carboxylic acid (or derivative), sulfonic acid (or derivative), chloroformate or carbamoyl chloride (or isocyanate). In this step, standard coupling reagents to form CO-NH bonds have been depicted; other conditions known in the art to form CO-NH bonds can also be used.

Scheme V. Preparation of Compound 11



Reagent and conditions: (a) EDC, HOBT, DMAP, DIPEA, THF; (b) Swern; (c) R¹OH, 3Å sieves, DCM, TsOH; (d) TFA, DCM; (e) H₂, Pd(OH)₂, EtOAc, DMF, Et₃N; (f) EDC, HOBT, Et₃N, EtOAc, DMF; (g) H₂, Pd/C, Citrate Acid.

[0077] Scheme V depicts a possible route to prepare compounds 17 and compounds 11 described in scheme III.

Compound 2, readily obtained from reduction of the α -carboxylic group of aspartic acid, is coupled to N-protected 2-aza-bicyclo[2.2.1]heptane-3-carboxylic acid 10 (prepared as in Tetrahedron: Asymmetry, 13, 2002, 25-28) to form 13.

Compound 13 is then oxidized into the aldehyde 14 which is acetalized in situ to give the acetals 15. Deprotection of the *tert*-butyl ester is accompanied by spontaneous ring cyclization to give a mixture of diastereoisomers which were separated by column chromatography to give the enantiomerically pure *syn* ketals 16 and *anti* ketals (not represented in this scheme). Alternative Ring A groups are

either commercially available, reported in the literature, or may be prepared according to methods known in the literature.

[0078] For clarity of the scheme, only syn ketals are represented in the next steps to form compounds 17 and 11 but the same sequence may be used to form anti ketals. Compounds 16 are submitted to hydrogenolysis and the resulting compounds 17 are reacted with Z-protected aminoacids, using conditions known in the art to prepare amide bonds, to yield compounds 19.

[0079] Alternatively, compounds 17 can be used to prepare compounds III, as depicted in Scheme IV. Compounds 19 are finally submitted to hydrogenolysis to give compounds 11, which can be used directly to prepare compounds III, as depicted in Scheme IV.

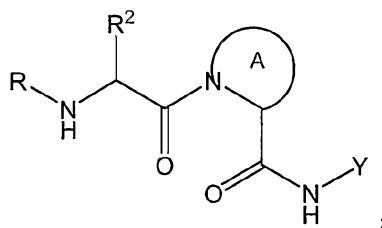
[0080] The R^3COOH used in Scheme II are either commercially available, reported in the literature, or prepared according to methods known in the literature. For compound II-30, 2-chloro-3-methoxybenzoic acid was prepared as in J.Org.Chem, 59, 1994, 2939-2944.

[0081] For compound II-32, 2-chloro-3-trifluoromethoxybenzoic acid was prepared from 2-amino-3-trifluoromethoxybenzoic acid (prepared as in J.Org.Chem, 68, 2003, 4693-4699) using a Sandmeyer replacement of the amino group by a chloro, according to a method substantially similar to the one reported in J.Org.Chem, 59, 1994, 2939-2944.

[0082] Accordingly, this invention also provides a process for preparing a compound of this invention.

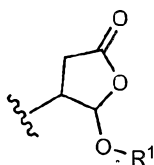
-38-

[0083] In one embodiment is provided a process for preparing a compound of formula I:



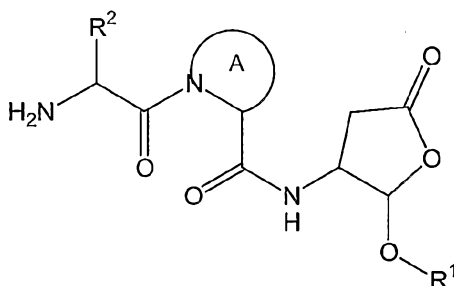
I

wherein Y is:



and the other variables are as defined in any of the embodiments herein;

comprising reacting a compound of formula 1:

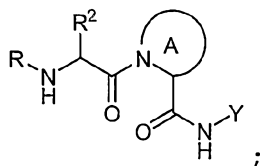


1

wherein the variables are as defined in any of the embodiments herein; and a compound of formula RX, wherein X is OH or an appropriate derivative (i.e., leaving group), in the presence of conditions for coupling an amine and an acid (when X is OH) or an amine and an appropriate acid derivative (when X is not OH (i.e., a leaving group; for example, Cl) to provide the compound of formula I.

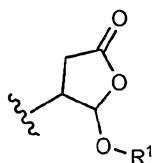
[0084] Another embodiment provides a process for preparing a compound of formula I:

-39-



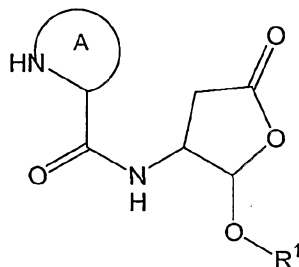
I

wherein Y is:



and the other variables are as defined in any of the embodiments herein;

comprising reacting a compound of formula 7:

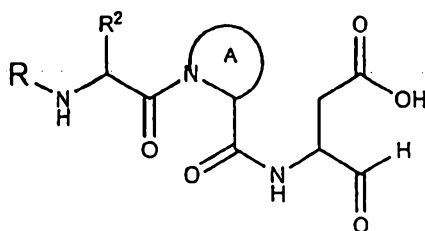


7

wherein the variables are as defined in any of the embodiments herein, and a compound of formula $RNHCH(R^2)C(O)X$, wherein X is OH or an appropriate derivative, in the presence of conditions for coupling an amine and an acid (when X is OH) or an appropriate acid derivative (when X is not OH; for example, X is Cl) to provide the compound of formula I.

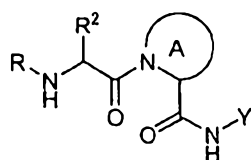
[0085] Yet another embodiment of this invention provides a process for preparing a compound of formula IV:

-40-

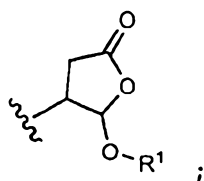


IV

wherein the variables are as defined in any of the embodiments herein, comprising reacting a compound of formula I:

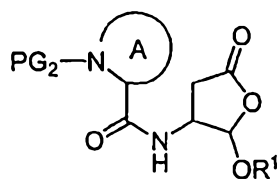


wherein Y is:



wherein R and R¹ are each independently as defined in any of the embodiments herein, under hydrolysis conditions, to provide the compound of formula IV. In certain embodiments, R is R³C(=O). In yet other embodiments, when A is proline, R is R³C(=O). Hydrolysis conditions for converting I to II are well known to skilled practitioners (see e.g., Greene). Such conditions include an appropriate solvent (e.g., acetonitrile) and aqueous acid (e.g., 2M HCl).

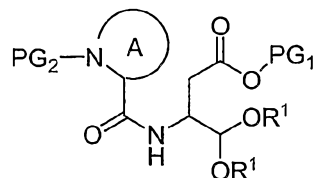
[0086] Another embodiment provides a process for preparing a compound of formula 6-A:



6-A

-41-

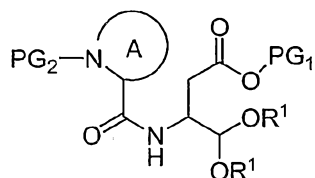
wherein PG₂ is a suitable nitrogen protecting group and R¹ is as defined in any of the embodiments herein, comprising reacting a compound of formula 5-A:



5-A

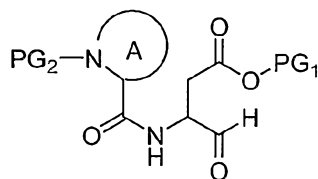
under suitable ring cyclization conditions, to provide the compound of formula 6-A. Suitable ring cyclization conditions include an acid and a suitable solvent; for example, TFA in DCM.

[0087] Another embodiment provides a process for preparing a compound of formula 5-A:



5-A

comprising reacting a compound of formula 4-A:

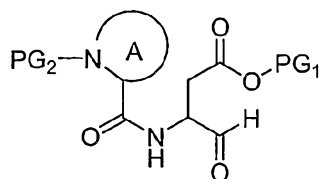


4-A

in the presence of R¹-OH (or a suitable acetal forming reagent), protic or Lewis acid (for example, TsOH), and a suitable solvent to provide the compound of formula **5-A**.

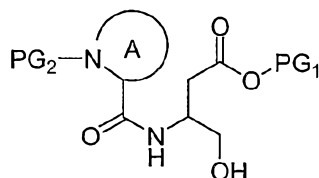
[0088] Another embodiment provides a process for preparing a compound of formula 4-A:

-42-



4-A

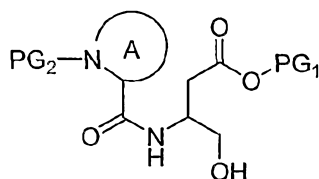
comprising reacting a compound of formula 3-A:



3-A

under suitable oxidation conditions (for example, a Swern oxidation: Mancuso, A.J.; Swern, D. *Synthesis*, **1981**, 165-185) to provide the compound of formula 4-A. Preferred oxidation conditions include a TEMPO oxidation (see Example I-1, Method C, below).

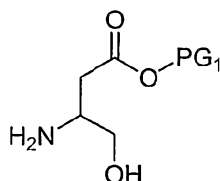
[0089] Another embodiment provides a process for preparing a compound of formula 3-A:



3-A

comprising:

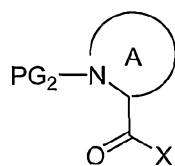
reacting a compound of formula 2:



2

with a compound of formula 20-A:

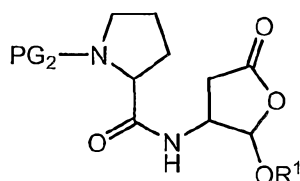
-43-



20-A

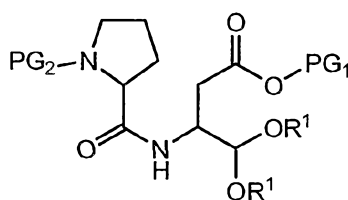
under conditions for coupling an amine and a carboxylic acid (when X is OH), or an amine and an appropriate carboxylic acid (when X is not OH), to provide the compound of formula 3-A.

[0090] Another embodiment provides a process for preparing a compound of formula 6:



6

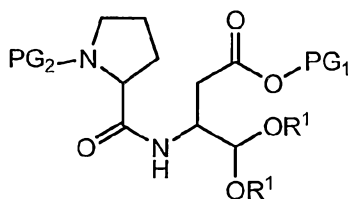
wherein PG₂ is a suitable nitrogen protecting group and R¹ is as defined in any of the embodiments herein, comprising reacting a compound of formula 5:



5

under suitable cyclization conditions, to provide the compound of formula 6.

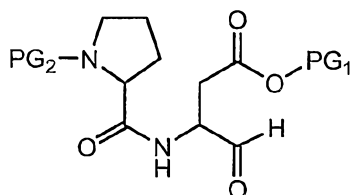
[0091] Another embodiment provides a process for preparing a compound of formula 5:



5

-44-

comprising reacting a compound of formula 4:

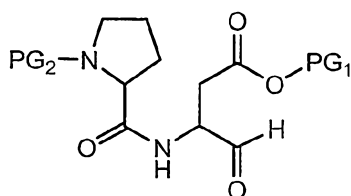


4

in the presence of R^1 -OH (or a suitable acetal forming reagent), protic or Lewis acid (for example, TsOH), and a suitable solvent to provide the compound of formula 5.

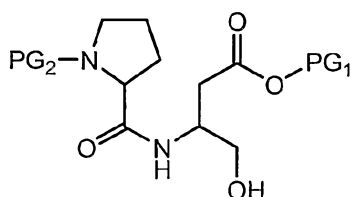
Preferably, the solvent is CH_2Cl_2 , toluene, or chlorobenzene.

[0092] Another embodiment provides a process for preparing a compound of formula 4:



4

comprising reacting a compound of formula 3:

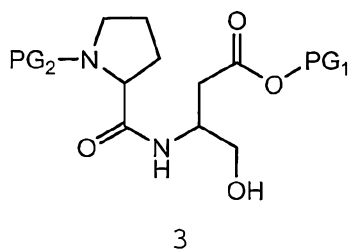


3

under suitable oxidation conditions (for example a Swern oxidation) to provide the compound of formula 4. Preferred oxidation conditions include a TEMPO oxidation (see Example I-1, Method C, below).

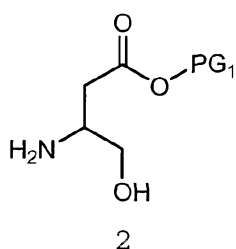
[0093] Another embodiment provides a process for preparing a compound of formula 3:

-45-

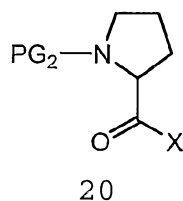


comprising:

reacting a compound of formula 2:

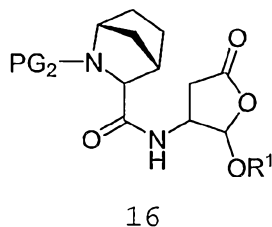


with a compound of formula 20:



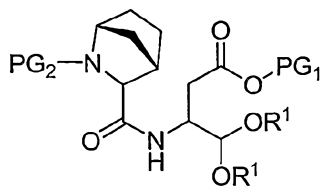
under conditions for coupling an amine and a carboxylic acid (when X is OH), or an amine and an appropriate carboxylic acid (when X is not OH), to provide the compound of formula 3.

[0094] Another embodiment provides a process for preparing a compound of formula 16:



wherein PG₂ is a suitable nitrogen protecting group and R¹ is as defined in any of the embodiments herein, comprising reacting a compound of formula 15:

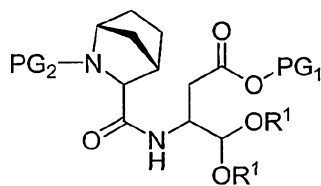
-46-



15

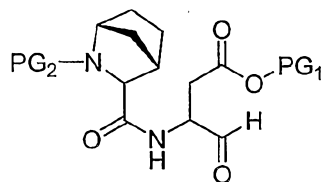
under suitable cyclization conditions, to provide the compound of formula 16.

[0095] Another embodiment provides a process for preparing a compound of formula 15:



15

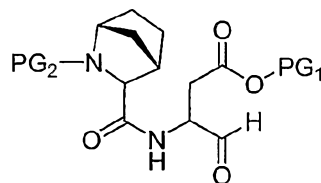
comprising reacting a compound of formula 14:



14

in the presence of R^1 -OH (or a suitable acetal forming reagent), protic or Lewis acid (for example, TsOH), and a suitable solvent to provide the compound of formula 15.

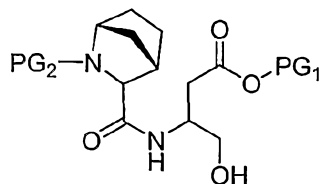
[0096] Another embodiment provides a process for preparing a compound of formula 14:



14

comprising reacting a compound of formula 13:

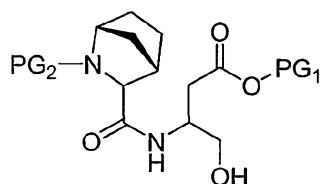
-47-



13

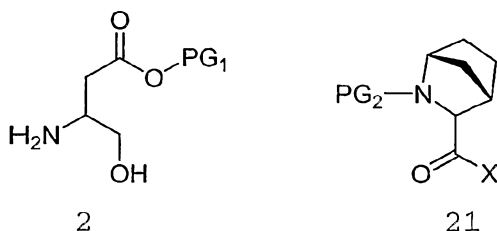
under suitable oxidation conditions (example, a Swern oxidation) to provide the compound of formula 14.

[0097] Another embodiment provides a process for preparing a compound of formula 13:



13

comprising reacting a compound of formula 2 with a compound of formula 21:

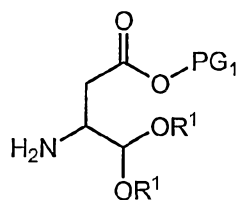


2

21

under conditions for coupling an amine and a carboxylic acid (when X is OH), or an amine and an appropriate carboxylic acid (when X is not OH), to provide the compound of formula 13.

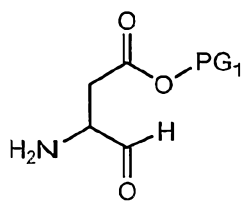
[0098] Another embodiment provides a process for preparing a compound of formula 22:



22

comprising reacting a compound of formula 23:

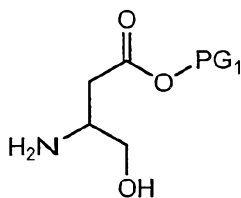
-48-



23

in the presence of R^1 -OH (or a suitable acetal forming reagent), protic or Lewis acid (for example, TsOH), and a suitable solvent to provide the compound of formula 22. Acetal forming equivalents include, but are not limited to, triethylorthoformate, a diethylacetal, such as a $(CH_3)_2C(OCH_2CH_3)_2$. Preferably, the solvent is CH_2Cl_2 , toluene, or chlorobenzene.

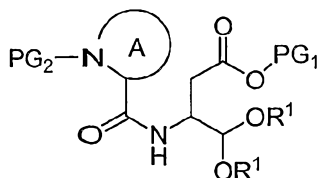
[0099] Another embodiment provides a process for preparing a compound of formula 23 comprising reacting a compound of formula 2:



2

under suitable oxidation conditions (example Swern) to provide the compound of formula 23.

[0100] Another embodiment provides a process for preparing a compound of formula 5-A

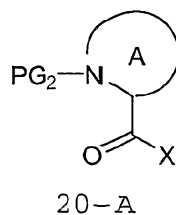


5-A

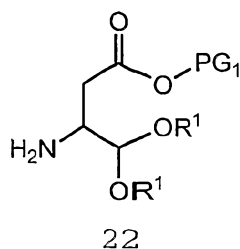
wherein PG_1 is a suitable carboxylic acid protecting group, PG_2 is a suitable nitrogen-protecting group, and R^1 is as defined in any one of claims 1 or 5-9, comprising:

-49-

reacting a compound of formula 20-A:

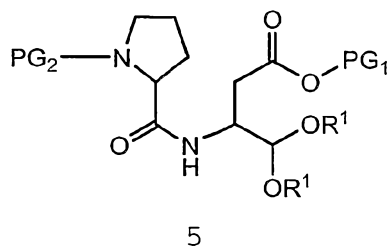


with a compound of formula 22

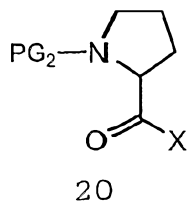


under conditions for coupling an amine and a carboxylic acid (when X is OH), or an amine and an appropriate carboxylic acid (when X is an appropriate leaving group), to provide the compound of formula 5-A.

[0101] Another embodiment provides a process for preparing a compound of formula 5:

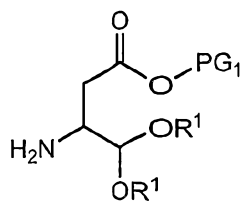


comprising reacting a compound of formula 20:



with a compound of formula 22

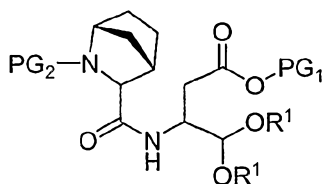
-50-



22

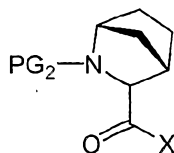
under conditions for coupling an amine and a carboxylic acid (when X is OH), or an amine and an appropriate carboxylic acid (when X is not OH), to provide the compound of formula 5.

[0102] Another embodiment provides a process for preparing a compound of formula 5-A:



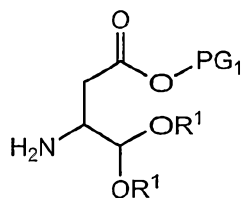
5-A

comprising reacting a compound of formula 21:



21

with a compound of formula 22

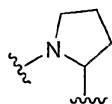


22

under conditions for coupling an amine and a carboxylic acid (when X is OH), or an amine and an appropriate carboxylic acid (when X is not OH), to provide the compound of formula 5-A.

[0103] In accordance with this invention, the processes may be used alone or in combination to provide a compound of this invention.

[0104] Certain specific embodiments of this invention provide processes for preparing compounds 4 from 3 (in embodiments where compounds 4 are isolated); 5 from 3 (in embodiments where compounds 4 is not isolated but carried on directly, e.g., generated in situ); 5 from 4; and 6 from 5 according to the methods disclosed herein. In a preferred embodiment, compounds 6 are prepared from compounds 5; compounds 5 are prepared from compounds 4 (whether isolated or not); and compounds 4 are prepared from 3. Preferably, compounds 6 are used in the preparation of proline containing caspase inhibitors. Such proline containing caspase inhibitors include, but are not limited to, those disclosed in WO 95/35308, WO 99/47545, WO 01/81330, and WO 01/90063 (which are all incorporated herein by reference). For example, compound IA (and stereoisomers thereof) of WO 01/90063 (which are specifically incorporated herein by reference) could be prepared as disclosed herein (see, e.g., page 13). For the avoidance of doubt, it should be understood that such proline containing compounds could be depicted by formula I except



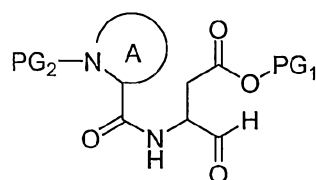
that Ring A is pyrrolidine (i.e. is derived from proline).

[0105] The processes for converting compounds 6 to proline containing caspase inhibitors are preferably as disclosed herein. The processes for preparing compounds 3 are also preferably as disclosed herein. However other processes known to skilled practitioners could be used to convert compounds 6 to proline containing caspase inhibitors and/or to prepare compounds 3.

-52-

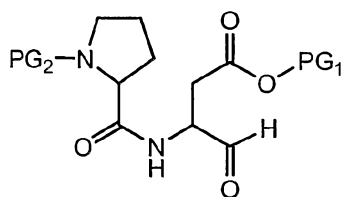
[0106] Other embodiments of this invention provide the compounds of formula 3 to 6, 3-A to 6-A, and 13-16.

[0107] One embodiment of this invention provides the compounds of formula 4A:



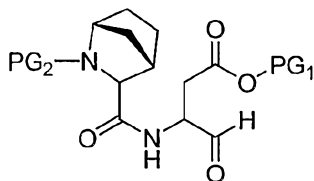
4A.

[0108] Another embodiment of this invention provides the compounds of formula 4:



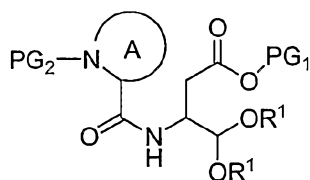
4.

[0109] Another embodiment of this invention provides the compounds of formula 14:



14.

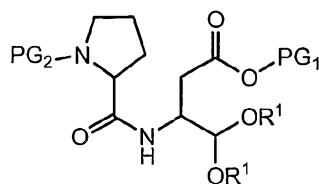
[0110] One embodiment of this invention provides the compounds of formula 5-A:



5-A.

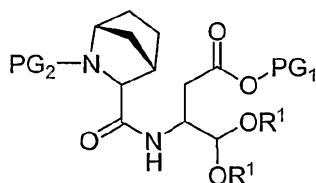
[0111] Another embodiment of this invention provides the compounds of formula 5:

-53-



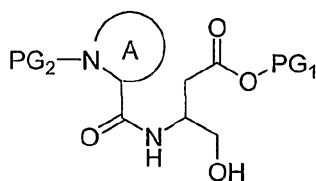
5.

[0112] Another embodiment of this invention provides the compounds of formula 15:



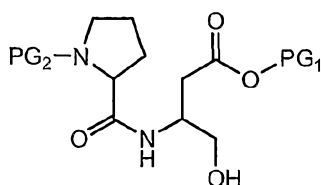
15.

[0113] One embodiment of this invention provides the compounds of formula 3-A:



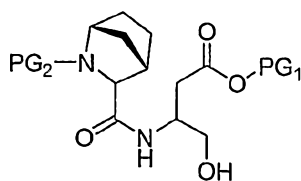
3-A.

[0114] Another embodiment of this invention provides the compounds of formula 3:



3

[0115] Another embodiment of this invention provides the compounds of formula 13:



13.

[0116] In all the above embodiments, the variables are as defined in any of the embodiments herein. In a preferred form of **3**, PG₂ is Z and PG₁ is C₁₋₆ straight-chained or branched alkyl group (preferably a t-butyl group), either alone or in combination.

[0117] As would be realized by skilled practitioners certain process steps may be accomplished in discrete steps or in situ. For example, deprotection and subsequent reaction of an amine may be accomplished by step-wise (by isolating the amine) or in a one step procedure (without isolating the amine).

[0118] In certain embodiments, the above processes are conducted as described herein (e.g., in the schemes, examples, and accompanying description).

[0119] Compounds such as **3** could be used in processes for preparing proline containing compounds, such as caspase inhibitors. Proline containing caspase inhibitors include, but are not limited to, those disclosed in WO 95/35308, WO 99/47545, WO 01/81330, and WO 01/90063 (which are all incorporated herein by reference). For example, compound **IA** (and stereoisomers thereof) of WO 01/90063 (which are specifically incorporated herein by reference) could be prepared as disclosed herein (see, e.g., page 13).

[0120] The compounds utilized in the compositions and methods of this invention may also be modified by appending appropriate functionalities to enhance selective biological properties. Such modifications are known in the art and include those which increase biological penetration into a given biological system (e.g., blood, lymphatic system, central nervous system), increase oral availability, increase

solubility to allow administration by injection, alter metabolism and alter rate of excretion.

[0121] For example, a carboxylic acid group in a compound of this invention may be derivatized as, for example, an ester. Preferred esters would be those derived from:

a C₁₋₆ straight-chained or branched alkyl, alkenyl, or alkynyl, wherein the alkyl, alkenyl, or alkynyl is optionally substituted with C₆₋₁₀aryl, CF₃, Cl, F, OMe, OEt, OCF₃, CN, or NMe₂;

a C₁₋₆ cycloalkyl, wherein 1-2 carbon atoms in the cycloalkyl is optionally replaced with -O- or -NR⁹-.

[0122] Compounds of this invention having a carbonyl group may be similarly derivatized as, e.g., an acetal, ketal, oxime (=NOR⁹), hydrazine (=NN(R⁹)₂), thioacetal, or thioketal.

[0123] Appropriate derivatives of amines are known in the art and are also included within the scope of this invention.

[0124] Certain of the above derivatives would include the protective groups known to skilled practitioners (see, e.g., Greene). As would be recognized by a skilled practitioner, these protective groups may also be employed in the processes of this invention.

[0125] The compounds of this invention may be assayed for their ability to inhibit apoptosis, the release of IL-1 β or caspase activity directly. Assays for each of the activities are known in the art. However, as would be recognized by a skilled practitioner, a prodrug compound of this invention should be active only in assays where the prodrug moiety would be cleaved, typically in *in vivo* assays.

[0126] Assays for caspase activity are described in WO 99/47545.

[0127] According to another embodiment, the present invention provides a pharmaceutical composition comprising:

-56-

a) a compound of the invention, as defined herein, or a pharmaceutically acceptable salt thereof; and

b) a pharmaceutically acceptable carrier, adjuvant or vehicle.

[0128] It should be understood that compounds and pharmaceutically acceptable salts thereof are included within this invention are. If pharmaceutically acceptable salts of the compounds of this invention are utilized in these compositions, those salts are preferably derived from inorganic or organic acids and bases. Included among such acid salts are the following: acetate, adipate, alginate, aspartate, benzoate, benzene sulfonate, bisulfate, butyrate, citrate, camphorate, camphor sulfonate, cyclopentanepropionate, digluconate, dodecylsulfate, ethanesulfonate, fumarate, glucoheptanoate, glycerophosphate, hemisulfate, heptanoate, hexanoate, hydrochloride, hydrobromide, hydroiodide, 2-hydroxyethanesulfonate, lactate, maleate, methanesulfonate, 2-naphthalenesulfonate, nicotinate, oxalate, pamoate, pectinate, persulfate, 3-phenyl-propionate, picrate, pivalate, propionate, succinate, tartrate, thiocyanate, tosylate and undecanoate. Base salts include ammonium salts, alkali metal salts, such as sodium and potassium salts, alkaline earth metal salts, such as calcium and magnesium salts, salts with organic bases, such as dicyclohexylamine salts, N-methyl-D-glucamine, and salts with amino acids such as arginine, lysine, and so forth.

[0129] Also, the basic nitrogen-containing groups can be quaternized with such agents as lower alkyl halides, such as methyl, ethyl, propyl, and butyl chloride, bromides and iodides; dialkyl sulfates, such as dimethyl, diethyl, dibutyl and diamyl sulfates, long chain halides such as decyl, lauryl, myristyl and stearyl chlorides, bromides and iodides, aralkyl

halides, such as benzyl and phenethyl bromides and others. Water or oil-soluble or dispersible products are thereby obtained.

[0130] Pharmaceutically acceptable carriers that may be used in these compositions include, but are not limited to, ion exchangers, alumina, aluminum stearate, lecithin, serum proteins, such as human serum albumin, buffer substances such as phosphates, glycine, sorbic acid, potassium sorbate, partial glyceride mixtures of saturated vegetable fatty acids, water, salts or electrolytes, such as protamine sulfate, disodium hydrogen phosphate, potassium hydrogen phosphate, sodium chloride, zinc salts, colloidal silica, magnesium trisilicate, polyvinyl pyrrolidone, cellulose-based substances, polyethylene glycol, sodium carboxymethylcellulose, polyacrylates, waxes, polyethylene-polyoxypropylene-block polymers, polyethylene glycol and wool fat.

[0131] According to a preferred embodiment, the compositions of this invention are formulated for pharmaceutical administration to a mammal, preferably a human being.

[0132] Such pharmaceutical compositions of the present invention may be administered orally, parenterally, by inhalation spray, topically, rectally, nasally, buccally, vaginally or via an implanted reservoir. The term "parenteral" as used herein includes subcutaneous, intravenous, intramuscular, intra-articular, intra-synovial, intrasternal, intrathecal, intrahepatic, intralesional and intracranial injection or infusion techniques. Preferably, the compositions are administered orally or intravenously.

[0133] Sterile injectable forms of the compositions of this invention may be aqueous or oleaginous suspension. These

suspensions may be formulated according to techniques known in the art using suitable dispersing or wetting agents and suspending agents. The sterile injectable preparation may also be a sterile injectable solution or suspension in a non-toxic parenterally-acceptable diluent or solvent, for example as a solution in 1,3-butanediol. Among the acceptable vehicles and solvents that may be employed are water, Ringer's solution and isotonic sodium chloride solution. In addition, sterile, fixed oils are conventionally employed as a solvent or suspending medium. For this purpose, any bland fixed oil may be employed including synthetic mono- or di-glycerides. Fatty acids, such as oleic acid and its glyceride derivatives are useful in the preparation of injectables, as are natural pharmaceutically-acceptable oils, such as olive oil or castor oil, especially in their polyoxyethylated versions. These oil solutions or suspensions may also contain a long-chain alcohol diluent or dispersant, such as carboxymethyl cellulose or similar dispersing agents which are commonly used in the formulation of pharmaceutically acceptable dosage forms including emulsions and suspensions. Other commonly used surfactants, such as Tweens, Spans and other emulsifying agents or bioavailability enhancers which are commonly used in the manufacture of pharmaceutically acceptable solid, liquid, or other dosage forms may also be used for the purposes of formulation.

[0134] The pharmaceutical compositions of this invention may be orally administered in any orally acceptable dosage form including, but not limited to, capsules, tablets, aqueous suspensions or solutions. In the case of tablets for oral use, carriers which are commonly used include lactose and corn starch. Lubricating agents, such as magnesium stearate, are also typically added. For oral administration in a capsule

form, useful diluents include lactose and dried corn starch. When aqueous suspensions are required for oral use, the active ingredient is combined with emulsifying and suspending agents. If desired, certain sweetening, flavoring or coloring agents may also be added.

[0135] Alternatively, the pharmaceutical compositions of this invention may be administered in the form of suppositories for rectal administration. These can be prepared by mixing the agent with a suitable non-irritating excipient which is solid at room temperature but liquid at rectal temperature and therefore will melt in the rectum to release the drug. Such materials include cocoa butter, beeswax and polyethylene glycols.

[0136] The pharmaceutical compositions of this invention may also be administered topically, especially when the target of treatment includes areas or organs readily accessible by topical application, including diseases of the eye, the skin, or the lower intestinal tract. Suitable topical formulations are readily prepared for each of these areas or organs.

[0137] Topical application for the lower intestinal tract can be effected in a rectal suppository formulation (see above) or in a suitable enema formulation. Topically-transdermal patches may also be used.

[0138] For topical applications, the pharmaceutical compositions may be formulated in a suitable ointment containing the active component suspended or dissolved in one or more carriers. Carriers for topical administration of the compounds of this invention include, but are not limited to, mineral oil, liquid petrolatum, white petrolatum, propylene glycol, polyoxyethylene, polyoxypropylene compound, emulsifying wax and water. Alternatively, the pharmaceutical compositions can be formulated in a suitable lotion or cream

containing the active components suspended or dissolved in one or more pharmaceutically acceptable carriers. Suitable carriers include, but are not limited to, mineral oil, sorbitan monostearate, polysorbate 60, cetyl esters wax, cetearyl alcohol, 2-octyldodecanol, benzyl alcohol and water.

[0139] For ophthalmic use, the pharmaceutical compositions may be formulated as micronized suspensions in isotonic, pH adjusted sterile saline, or, preferably, as solutions in isotonic, pH adjusted sterile saline, either with or without a preservative such as benzylalkonium chloride.

Alternatively, for ophthalmic uses, the pharmaceutical compositions may be formulated in an ointment such as petrolatum. In one embodiment, the compositions are as formulated in, e.g., U.S. Patent 6,645,994 and/or U.S. Patent 6,630,473.

[0140] The pharmaceutical compositions of this invention may also be administered by nasal aerosol or inhalation. Such compositions are prepared according to techniques well-known in the art of pharmaceutical formulation and may be prepared as solutions in saline, employing benzyl alcohol or other suitable preservatives, absorption promoters to enhance bioavailability, fluorocarbons, and/or other conventional solubilizing or dispersing agents.

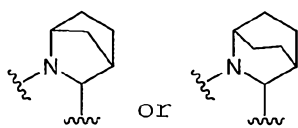
[0141] The above-described compounds and compositions are particularly useful in therapeutic applications relating to an IL-1 mediated disease, an apoptosis mediated disease, an inflammatory disease, an autoimmune disease, a destructive bone disorder, a proliferative disorder, an infectious disease (e.g., bacterial infections, preferably, eye infections), a degenerative disease, a disease associated with cell death, an excess dietary alcohol intake disease, a viral mediated disease, retinal disorders, uveitis, inflammatory peritonitis,

osteoarthritis, pancreatitis, asthma, adult respiratory distress syndrome, glomerulonephritis, rheumatoid arthritis, systemic lupus erythematosus, scleroderma, chronic thyroiditis, Grave's disease, autoimmune gastritis, diabetes, autoimmune hemolytic anemia, autoimmune neutropenia, thrombocytopenia, chronic active hepatitis, myasthenia gravis, inflammatory bowel disease, Crohn's disease, psoriasis, atopic dermatitis, scarring, graft vs. host disease, organ transplant rejection, organ apoptosis after burn injury, osteoporosis, leukemias and related disorders, myelodysplastic syndrome, multiple myeloma-related bone disorder, acute myelogenous leukemia, chronic myelogenous leukemia, metastatic melanoma, Kaposi's sarcoma, multiple myeloma, hemorrhagic shock, sepsis, septic shock, burns, Shigellosis, Alzheimer's disease, Parkinson's disease, Huntington's disease, Kennedy's disease, prion disease, cerebral ischemia, epilepsy, myocardial ischemia, acute and chronic heart disease, myocardial infarction, congestive heart failure, atherosclerosis, coronary artery bypass graft, spinal muscular atrophy, amyotrophic lateral sclerosis, multiple sclerosis, HIV-related encephalitis, aging, alopecia, neurological damage due to stroke, ulcerative colitis, traumatic brain injury, spinal cord injury, hepatitis-B, hepatitis-C, hepatitis-G, yellow fever, dengue fever, Japanese encephalitis, various forms of liver disease, renal disease, polycystic kidney disease, H. pylori-associated gastric and duodenal ulcer disease, HIV infection, tuberculosis, meningitis, toxic epidermal necrolysis, pemphigus, and autoinflammatory diseases (sometimes referred to as autoinflammatory fever syndromes) and related syndromes such as Muckle-Wells Syndrome (MWS), Familial Cold Urticaria (FCU), Familial Mediterranean Fever (FMF), Chronic Infantile

Neurological Cutaneous and Articular Syndrome (CINCA), a.k.a. Neonatal Onset Multisystem Inflammatory Disease (NOMID), TNFR1-Associated Periodic Syndrome (TRAPS), and Hyper-IgD periodic fever Syndrome (HIDS). The compounds and compositions are also useful in treating complications associated with coronary artery bypass grafts. The compounds and compositions are also useful for decreasing IGIF (also known as IL-18) or IFN- γ production. The compounds and compositions are also useful in immunotherapy as a cancer treatment.

[0142] The compounds and compositions may also be used in methods for preserving cells. These methods would be useful for preserving organs, particularly those intended for transplant, or blood products.

[0143] The compounds of this invention are useful as dual caspase-1 and capase-8 inhibitors. Without being bound by theory, the R^2 and R^3 groups of the compounds of this invention appear to be related to this surprising activity. Bridged A groups of the compounds of this invention, such as



, also appear to be related to this surprising activity. As such, the compounds and compositions of this invention are particularly useful in treating or preventing inflammatory conditions.

[0144] According to another embodiment, the compositions of this invention may further comprise another therapeutic agent (i.e., one or more additional agents). Such agents include, but are not limited to, thrombolytic agents such as tissue plasminogen activator and streptokinase. When an additional agent is used, the additional agent may be administered either

as a separate dosage form or as part of a single dosage form with the compounds or compositions of this invention.

[0145] The amount of compound present in the compositions of this invention should be sufficient to cause a detectable decrease in the severity of the disease or in caspase activity and/or cell apoptosis, as measured by any of the assays known in the art.

[0146] Dosage levels of between about 0.01 and about 50 or about 100 mg/kg body weight per day, preferably between 0.5 and about 75 mg/kg body weight per day and most preferably between about 1 and about 25 or about 50 mg/kg body weight per day of the active ingredient compound are useful in a monotherapy.

[0147] Typically, a compound or composition of this invention will be administered from about 1 to about 5 times per day or alternatively, as a continuous infusion. Such administration can be used as a chronic or acute therapy. The amount of active ingredient that may be combined with the carrier materials to produce a single dosage form will vary depending upon the host treated and the particular mode of administration. A typical preparation will contain from about 5% to about 95% active compound (w/w). Preferably, such preparations contain from about 20% to about 80% active compound.

[0148] When the compositions of this invention comprise a combination of a compound of this invention and one or more additional therapeutic or prophylactic agents, both the compound and the additional agent should be present at dosage levels of between about 10% to about 100%, and more preferably between about 10% to about 80% of the dosage normally administered in a monotherapy regime.

[0149] Upon improvement of a patient's condition, a maintenance dose of a compound, composition or combination of this invention may be administered, if necessary. Subsequently, the dosage or frequency of administration, or both, may be reduced, as a function of the symptoms, to a level at which the improved condition is retained when the symptoms have been alleviated to the desired level, treatment should cease. Patients may, however, require intermittent treatment on a long-term basis upon any recurrence of disease symptoms.

[0150] As the skilled practitioner will appreciate, lower or higher doses than those recited above may be required. It should be understood that a specific dosage and treatment regimens for any particular patient will depend upon a variety of factors, including the activity of the specific compound employed, the age, body weight, general health, sex, diet, time of administration, rate of excretion, drug combination, the severity and course of the particular disease, the patient's disposition to the disease being treated, and the judgment of the treating physician. The amount of active ingredients will also depend upon the particular compound and other therapeutic agent, if present, in the composition.

[0151] In a preferred embodiment, the invention provides a method of treating a patient, preferably a mammal, having one of the aforementioned diseases, comprising the step of administering to said patient a compound or a pharmaceutically acceptable composition described above. In this embodiment, if the patient is also administered another therapeutic agent or caspase inhibitor, it may be delivered together with the compound of this invention in a single dosage form, or, as a separate dosage form. When administered as a separate dosage form, the other caspase inhibitor or agent may be administered

prior to, at the same time as, or following administration of a pharmaceutically acceptable composition comprising a compound of this invention.

[0152] The compounds of this invention may also be incorporated into compositions for coating implantable medical devices, such as prostheses, artificial valves, vascular grafts, stents and catheters. Accordingly, the present invention, in another aspect, includes a composition for coating an implantable device comprising a compound of the present invention and a carrier suitable for coating said implantable device. In still another aspect, the present invention includes an implantable device coated with a composition comprising a compound of the present invention and a carrier suitable for coating said implantable device.

[0153] Another aspect of the invention relates to inhibiting caspase activity in a biological sample, which method comprises contacting said biological sample with a compound of this invention or a composition comprising said compound. The term "biological sample", as used herein, includes, without limitation, cell cultures or extracts thereof; biopsied material obtained from a mammal or extracts thereof; and blood, saliva, urine, feces, semen, tears, or other body fluids or extracts thereof.

[0154] Inhibition of caspase activity in a biological sample is useful for a variety of purposes that are known to one of skill in the art. Examples of such purposes include, but are not limited to, blood transfusion, organ-transplantation, biological specimen storage, and biological assays.

[0155] The compounds of this invention are useful in methods for preserving cells, such as may be needed for an organ transplant or for preserving blood products. Similar

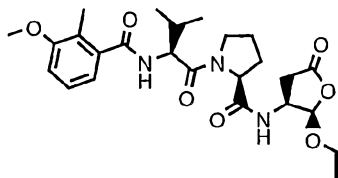
uses for caspase inhibitors have been reported [Schierle et al., Nature Medicine, **5**, 97 (1999)]. The method involves treating the cells or tissue to be preserved with a solution comprising the caspase inhibitor. The amount of caspase inhibitor needed will depend on the effectiveness of the inhibitor for the given cell type and the length of time required to preserve the cells from apoptotic cell death.

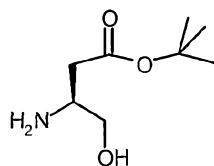
[0156] Without being bound by theory, applicants' cyclic acetal compounds are believed to be prodrugs. That is, the acetal portion is cleaved *in vivo* to provide a corresponding acid-aldehyde compound. As would be recognized by a skilled practitioner, chemical compounds may be metabolized *in vivo*, e.g., at a site other than the prodrug cleavage site. Any such metabolites are included within the scope of this invention.

[0157] In order that this invention be more fully understood, the following preparative and testing examples are set forth. These examples are for the purpose of illustration only and are not to be construed as limiting the scope of the invention in any way.

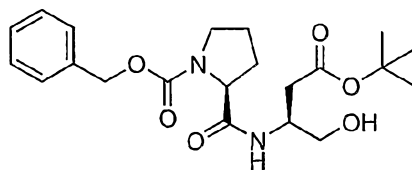
Example I-1

(*S,S,S,R*)-1-[(*2S*)-(3-Methoxy-2-methyl-benzoylamino)-3-methyl-butyl]-pyrrolidine-(*2S*)-carboxylic acid [(*2R*)-ethoxy-5-oxo-tetrahydro-furan-(*3S*)-yl]-amide



Method A(S)-3-Amino-4-hydroxy-butyric acid *tert*-butyl ester

[0158] A solution of (S)-benzyloxycarbonylamino-4-hydroxy-butyric acid *tert*-butyl ester (prepared as described in Michel *et al*, Helvetica Chimica Acta 1999, 1960) (0.94g) in ethyl acetate (15 ml) was hydrogenated over palladium hydroxide/carbon (20% w/w, 160mg). The catalyst was removed *via* filtration through celite. Concentration of the filtrate *in vacuo* afforded the subtitle compound as a colorless oil (486mg, 91%); ¹H NMR (400MHz, CDCl₃) δ 1.48 (9H, s), 1.95 (3H, brs), 2.28 (1H, dd), 2.46 (1H, dd), 3.29 (1H, brm), 3.42 (1H, m), 3.60 (1H, m).

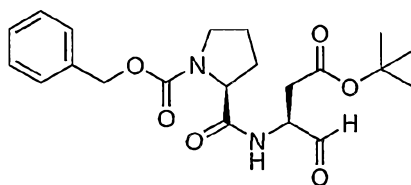
Method B(1S)-2-((S)-2-*tert*-Butoxycarbonyl-1-hydroxymethyl-ethylcarbamoyl)-pyrrolidine-1-carboxylic acid benzyl ester

[0159] To a stirred solution of (S)-3-Amino-4-hydroxy-butyric acid *tert*-butyl ester (800mg, 4.57mmol) and Z-Pro-OH (1.14g, 4.57mmol) in THF (30ml) was added 2-hydroxybenzotriazole hydrate (741mg, 1.2eq.), DMAP (698mg, 1.25eq.), diisopropylethylamine (1.03ml, 1.3eq.) and 1-(3-dimethylaminopropyl)-3-ethylcarbodiimide hydrochloride (EDC, 1.05g, 1.2eq.). The resulting mixture was stirred at ambient temperature for 18 hours then diluted with ethyl acetate. The mixture was then washed with water, saturated aqueous sodium bicarbonate solution and brine, dried over magnesium sulfate,

filtered and concentrated under reduced pressure. The residue was purified by flash chromatography (60% ethyl acetate/petrol) to afford the sub-title compound as a colorless solid (1.483g, 90%); MS ES (+) 407.3.

Method C

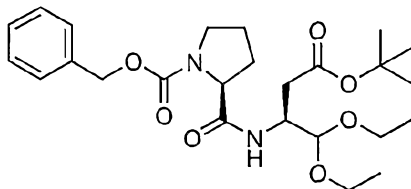
(1S)-2-((S)-2-*tert*-Butoxycarbonyl-1-formyl-ethylcarbamoyl)-pyrrolidine-1-carboxylic acid benzyl ester



[0160] A solution of (1S)-2-((S)-2-*tert*-Butoxycarbonyl-1-hydroxymethyl-ethylcarbamoyl)-pyrrolidine-1-carboxylic acid benzyl ester (10 g) in DCM (100 ml) was cooled to 0°C under nitrogen. 2,2,6,6-tetramethylpiperidinyloxy (TEMPO, 38 mg) was then added followed by trichloroisocyanuric acid (6 g), portionwise over 30 minutes. The mixture was stirred at ambient temperature for 2 hours, then filtered through celite. The filtrate was washed with water, 1M sodium thiosulfate solution and water. Drying over magnesium sulfate and concentration under reduced pressure gave the sub-title compound as a pale yellow oil (9.92 g, 99%); ¹H NMR (400MHz, d-6 DMSO) δ 1.38 (9H, d), 1.79-1.86 (3H, m), 2.08-2.23 (1H, m), 2.36-2.51 (1H, 2 x dd), 2.61-2.86 (1H, 2 x dd), 3.88-3.46 (2H, m), 4.24-4.30 (2H, m), 5.05 (2H, quin), 7.28-7.37 (5H, m), 8.59-8.64 (1H, 2 x d), 9.21 (0.57H, s), 9.37 (0.43H, s).

Method D

(1S)-2-((S)-1-tert-Butoxycarbonylmethyl-2,2-diethoxy-ethylcarbamoyl)-pyrrolidine-1-carboxylic acid benzyl ester

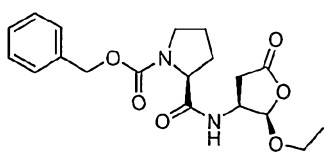


[0161] To a solution of (1S)-2-((S)-2-tert-Butoxycarbonyl-1-formyl-ethylcarbamoyl)-pyrrolidine-1-carboxylic acid benzyl ester (4.98 g) in dichloromethane (70 ml) was added triethyl orthoformate (6.2 mL) and p-toluenesulfonic acid monohydrate (47 mg). The resulting mixture was stirred at ambient temperature until no aldehyde remained by TLC. The mixture was concentrated *in vacuo*, the re-dissolved in dichloromethane (35 mL). Saturated aqueous sodium bicarbonate solution (35 mL) was then added and the organic phase removed. This was washed with water and brine, dried (magnesium sulfate), filtered and concentrated under reduced pressure. This gave the sub-title compound as a pale yellow oil (4.85 g, 82%); ¹H NMR (400MHz, d-6 DMSO) δ 1.04-1.11 (6H, m), 1.35-1.37 (9H, m), 1.73-1.89 (3H, m), 2.01-2.49 (3H, m), 3.43-3.52 (6H, m), 4.05-4.29 (3H, m), 4.96-5.06 (2H, m), 7.27-7.38 (5H, m), 7.80 (0.5H, d), 7.88 (0.5H, d).

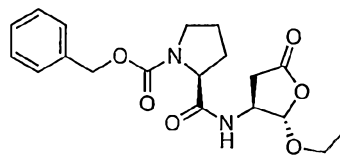
Method E

(1S)-2-((2R, 3S)-2-Ethoxy-5-oxo-tetrahydro-furan-3-ylcarbamoyl)-pyrrolidine-1-carboxylic acid benzyl ester 6.1

(1S)-2-((2S, 3S)-2-Ethoxy-5-oxo-tetrahydro-furan-3-ylcarbamoyl)-pyrrolidine-1-carboxylic acid benzyl ester 6.2



6.1

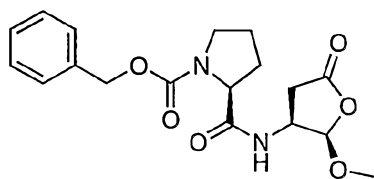


6.2

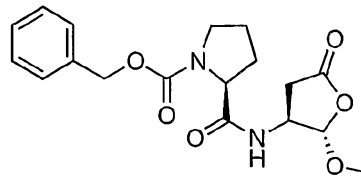
[0162] A solution of (1S)-2-((S)-1-*tert*-Butoxycarbonylmethyl-2,2-diethoxy-ethylcarbamoyl)-pyrrolidine-1-carboxylic acid benzyl ester (4.85 g) in dichloromethane (25 ml) was cooled to 0°C under nitrogen. Trifluoroacetic acid (6 ml) was then added and the mixture stirred at 0°C for 15 minutes, then warmed to ambient temperature and stirred until the reaction was complete by TLC. The mixture was then diluted with dichloromethane (90 ml) and saturated aqueous sodium bicarbonate solution (130 ml) and stirred for 15 minutes. The organic phase was then removed and washed with 1:1 saturated aqueous sodium bicarbonate/brine (100 ml), the combined aqueous washings was re-extracted with DCM (100 ml) and the combined organic layers dried (magnesium sulfate), filtered and concentrated under reduced pressure. This afforded the sub-title compound as a mixture of epimers at the ketal centre (C2). The epimers were separated on silica gel, eluting with 30% acetone/petrol. *Syn*-isomer **6.1** (white solid); ¹H NMR (400MHz, d-6 DMSO) δ 1.08-1.17 (3H, m), 1.78-2.01 (3H, m), 2.08-2.12 (1H, m), 2.37-2.57 (1H, 2 x dd), 2.61-2.79 (1H, 2 x dd), 3.35-3.51 (2H, m), 3.55-3.68 (1H, m), 3.71-3.82 (1H, d), 4.20-4.32 (1H, m), 4.52-4.61 (1H, m), 4.98-5.11 (2H, m), 5.53-5.58 (1H, m), 7.24-7.42 (5h, m), 8.25-8.31 (1H, m); MS ES + 377.3 (100%), ES - 375.3 (10%); *Anti*-isomer **6.2** (colorless oil); ¹H NMR (400MHz, d-6 DMSO) δ 1.08-1.19 (3H, m), 1.78-1.89 (3H, m), 2.10-2.34 (1H, m), 2.92-3.07 (1H, 2 x dd), 3.36-3.51 (3H, m), 3.62-3.78 (2H, m), 4.12-4.21 (2H, m), 4.97-5.12 (3H, m), 7.28-7.40 (5H, m), 8.51-8.58 (1H, m); MS ES + 377.4 (100%), ES - 375.3 (10%).

(1S)-2-((2R,3S)-2-Methoxy-5-oxo-tetrahydro-furan-3-ylcarbamoyl)-pyrrolidine-1-carboxylic acid benzyl ester 6.3

(1S)-2-((2S,3S)-2-Methoxy-5-oxo-tetrahydro-furan-3-ylcarbamoyl)-pyrrolidine-1-carboxylic acid benzyl ester 6.4



6.3

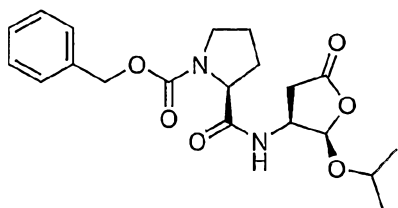


6.4

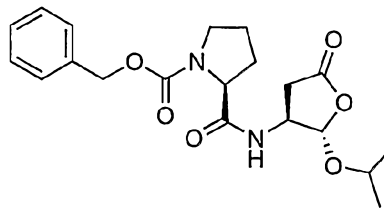
[0163] Prepared in a similar manner to that described in methods A-E, using trimethylorthoformate in step D, to afford the sub-title compounds as a mixture of epimers **6.3** and **6.4**. The epimers were separated on silica gel eluting with 30% to 40% 2-Butanone/Petrol to 70% Acetone/Petrol. *Syn*-isomer **6.3** (viscous colorless oil); ^1H NMR (400MHz, d-6 DMSO) δ 1.77-1.89 (3H, m), 2.07-2.12 (1H, m), 2.32-2.43 (1H, 2 x d), 2.55-2.61 (1H, 2 x d), 2.71-2.81 (1H, 2 x d), 3.39-3.62 (4H, m), 4.21-4.30 (1H, m), 4.57-4.64 (1H, m), 5.01-5.09 (2H, m), 5.42-5.47 (1H, m), 7.27-7.42 (5H, m), 8.24-8.31 (1H, m); *Anti*-isomer **6.4** (white solid); ^1H NMR (400MHz, d-6 DMSO) δ 1.79-1.90 (3H, m), 2.09-2.21 (1H, m), 2.23-4.1 (1H, 2 x d), 2.91-3.05 (1H, 2 x dd), 3.35-3.71 (5H, m), 4.09-4.21 (2H, m), 4.98-5.19 (3H, m), 7.28-7.41 (5H, m), 8.51-8.58 (1H, m).

(1S)-2-((2R,3S)-2-Isopropoxy-5-oxo-tetrahydro-furan-3-ylcarbamoyl)-pyrrolidine-1-carboxylic acid benzyl ester 6.5

(1S)-2-((2S,3S)-2-Isopropoxy-5-oxo-tetrahydro-furan-3-ylcarbamoyl)-pyrrolidine-1-carboxylic acid benzyl ester 6.6



6.5

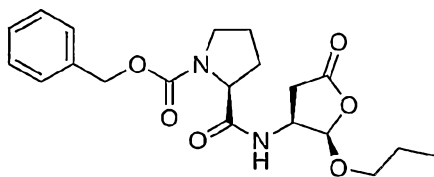


6.6

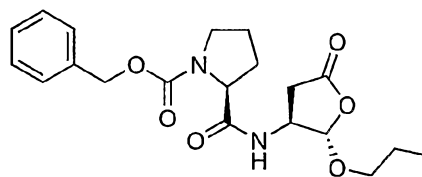
[0164] Prepared in a similar manner to that described in Methods A-E, using triisopropylorthoformate in step D, to afford the sub-title compound as a mixture of epimers **6.5** and **6.6**. The epimers were separated on silica gel eluting with 30% to 40% 2-Butanone/Petrol. *Syn*-isomer **6.5** (colorless gum); ^1H NMR (400MHz, d-6 DMSO) δ 1.07-1.16 (6H, m), 1.81-1.86 (2H, m), 2.37-2.71 (2H, m), 3.35-3.53 (2H, m), 3.86-3.90 (1H, m), 4.18-4.24 (1H, m), 4.46-4.55 (1H, m), 4.95-5.10 (2H, m), 5.63 (1H, d), 7.27-7.38 (5H, m), 8.22-8.30 (1H, m); MS ES + 391.3 (100%); *Anti*-isomer **6.6** (white solid); ^1H NMR (400MHz, d-6 DMSO) δ 1.07-1.15 (6H, m), 1.78-1.82 (3H, m), 2.07-2.41 (2H, m), 2.87-3.01 (1H, m), 3.35-3.50 (2H, m), 3.74-3.96 (1H, m), 4.07-4.18 (2H, m), 4.95-5.11 (2H, m), 5.22 (1H, 2 x s), 7.24-7.39 (5H, m), 8.48-8.53 (1H, m); MS ES + 391.4 (100%).

(1S)-2-((2R,3S)-2-Propoxy-5-oxo-tetrahydro-furan-3-ylcarbamoyl)-pyrrolidine-1-carboxylic acid benzyl ester 6.7

(1S)-2-((2S,3S)-2-Propoxy-5-oxo-tetrahydro-furan-3-ylcarbamoyl)-pyrrolidine-1-carboxylic acid benzyl ester 6.8



6.7



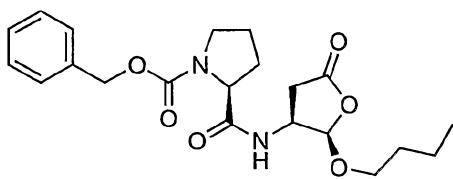
6.8

[0165] Prepared in a similar manner to that described in methods A-E, using tripropylorthoformate in step D, to afford the sub-title compounds as a mixture of epimers **6.7** and **6.8**. The epimers were separated on silica gel eluting with 30% to 40% 2-Butanone/Petrol. *Syn*-isomer **6.7** (colorless gum); ^1H NMR (400MHz, d-6 DMSO) δ 0.84-0.93 (3H, m), 1.55 (2H, m), 1.81-1.89 (3H, m), 2.08-2.22 (1H, m), 2.37-2.61 (1H, 2 x dd), 2.71-2.80 (1H, 2 x dd), 3.31-3.53 (2H, m), 3.60-3.69 (1H, m), 4.20-4.29 (1H, m), 4.52-4.61 (1H, m), 4.95-5.11 (2H, m), 5.50 (1H, m),

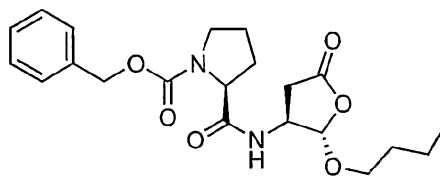
7.27-7.36 (5H, m), 8.27 (1H, m); *Anti*-isomer **6.8** (colorless oil); ^1H NMR (400MHz, d-6 DMSO) δ 0.82-0.90 (3H, m), 1.46-1.57 (2H, m), 1.77-1.89 (3H, m), 2.06-2.41 (1H, m), 2.90-3.05 (1H, 2 x dd), 3.33-3.66 (5H, m), 4.11-4.20 (2H, m), 4.94-5.10 (3H, m), 7.28-7.37 (5H, m), 8.51 (1H, m).

(1S)-2-((2R,3S)-2-Butoxy-5-oxo-tetrahydro-furan-3-ylcarbamoyl)-pyrrolidine-1-carboxylic acid benzyl ester 6.9

(1S)-2-((2S,3S)-2-Butoxy-5-oxo-tetrahydro-furan-3-ylcarbamoyl)-pyrrolidine-1-carboxylic acid benzyl ester 6.10



6.9

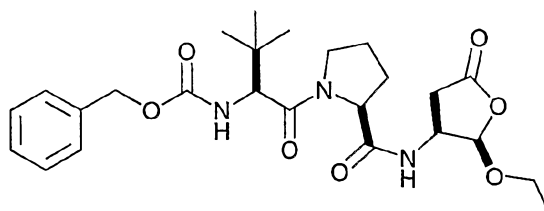


6.10

[0166] Prepared in a similar manner to that described in methods A-E, using tributylorthoformate in step D, to afford the sub-title compounds as a mixture of epimers **6.9** and **6.10**. The epimers were separated on silica gel eluting with 30% to 40% 2-Butanone/Petrol. *Syn*-isomer **6.9** (colorless gum); ^1H NMR (400MHz, d-6 DMSO) δ 0.86-0.92 (3H, m), 1.28-1.37 (2H, m), 1.45-1.54 (2H, m), 1.79-1.88 (3H, m), 2.07-2.21 (1H, m), 2.35-2.78 (2H, m), 3.31-3.54 (2H, m), 3.63-3.70 (1H, m), 4.21-4.29 (1H, m), 4.51-4.61 (1H, m), 4.95-5.09 (2H, m), 5.50 (1H, m), 7.27-7.37 (5H, m), 8.25 (1H, m); *Anti*-isomer **6.10** (colorless oil); ^1H NMR (400MHz, d-6 DMSO) δ 0.85-0.93 (3H, m), 1.26-1.36 (2H, m), 1.44-1.56 (2H, m), 1.77-1.90 (3H, m), 2.08-2.40 (1H, m), 2.89-3.05 (1H, 2 x dd), 3.34-3.70 (5H, m), 4.08-4.19 (2H, m), 4.95-5.10 (3H, m), 7.28-7.39 (5H, m), 8.53 (1H, m).

Method F

{(S)-1-[(1R,3S,4S)-3-((2R,3S)-2-Ethoxy-5-oxo-tetrahydro-furan-3-ylcarbamoyl)-2-pyrrolidine-2-carbonyl]-2,2-dimethyl-propyl}-carbamic acid benzyl ester



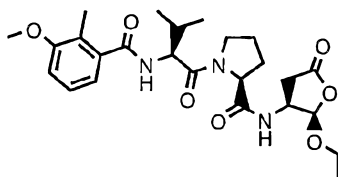
[0167] To a solution of (1S)-2-((2R, 3S)-2-Ethoxy-5-oxo-tetrahydro-furan-3-ylcarbamoyl)-pyrrolidine-1-carboxylic acid benzyl ester **6.1** (4.68g) in ethyl acetate (160ml) and DMF (25ml) was added triethylamine (2.5g) followed by palladium hydroxide/carbon (20% w/w, 1g). The mixture was stirred under an atmosphere of hydrogen until no starting material was present by TLC. The catalyst was removed by filtration through celite. To the filtrate was added (S)-2-benzyloxycarbonylamino-3,3-dimethyl-butyric acid (4.93g), hydroxybenzotriazole hydrate (2.01g) and 1-(3-dimethylaminopropyl)-3-ethylcarbodiimide hydrochloride (EDC, 2.85g). The resulting mixture was stirred at ambient temperature overnight. Saturated aqueous sodium bicarbonate solution (180ml) was then added and the organic phase removed. This was washed with saturated aqueous ammonium chloride (180 ml), then brine (180ml), dried (magnesium sulfate), filtered and concentrated under reduced pressure. The crude product was purified on silica gel, eluting with 40-75% ethyl acetate/petrol. The sub-title compound was obtained as a white foam (4.02g, 66%); ^1H NMR (400MHz, CDCl_3) δ 0.97 (9H, s), 1.14 (3H, t), 1.79-1.94 (3H, m), 2.02-2.10 (1H, m), 2.44 (1H, dd), 2.75 (1H, dd), 3.52-3.66 (2H, m), 3.70-3.79 (2H, m), 4.22 (1H, d), 4.38-4.41 (1H, m), 4.48-4.58 (1H, m), 5.03 (2H, q), 5.56

-75-

(1H, d), 7.26 (1H, d), 7.29-7.40 (5H, m), 8.24 (1H, d); MS ES + 490.6 (100%), ES - 488.8 (10%).

Method G

(S, S, S, R)-1-[(2S)-(3-Methoxy-2-methyl-benzoylamino)-3-methyl-butyl]-pyrrolidine-(2S)-carboxylic acid [(2R)-ethoxy-5-oxo-tetrahydro-furan-(3S)-yl]-amide

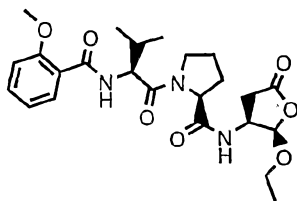


[0168] To a solution of {(S)-1-[(1R,3S,4S)-3-((2R,3S)-2-Ethoxy-5-oxo-tetrahydro-furan-3-ylcarbamoyl)-2-pyrrolidine-2-carbonyl]-2,2-dimethyl-propyl}-carbamic acid benzyl ester (344mg) in ethyl acetate (20ml) was added palladium hydroxide/carbon (20% w/w, 74mg). The mixture was stirred under an atmosphere of hydrogen until no starting material was present by TLC. The catalyst was removed by filtration through celite and the filtrate concentrated under reduced pressure to give the amine as a brown foam (260mg). A portion of this material (153mg) was dissolved in THF and 3-methoxy-2-methyl benzoic acid (146mg), diisopropylamine (191μl), hydroxybenzotriazole hydrate (77mg) and 1-(3-dimethylaminopropyl)-3-ethylcarbodiimide hydrochloride (EDC, 109mg) were added. The resulting mixture was stirred at ambient temperature for 24 hours then diluted with saturated aqueous sodium bicarbonate. The organic phase was removed and washed with saturated aqueous ammonium chloride, then brine, dried (magnesium sulfate), filtered and concentrated under reduced pressure. The crude product was purified on silica gel, eluting with ethyl acetate. This gave the sub-title compound as a white solid (138mg, 62%); analytical data summarized in Table 3.

[0169] Compounds of formula **I-2** to **I-58** have been prepared by methods substantially similar to those described in Example **I-1**.

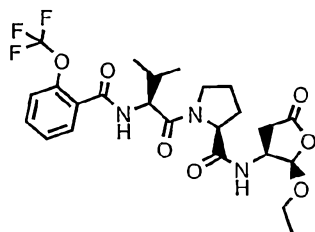
Example I-2

(*S,S,S,R*)-1-[(2*S*)-(2-Methoxy-benzoylamino)-3-methyl-butyryl]-pyrrolidine-(2*S*)-carboxylic acid [(2*R*)-ethoxy-5-oxo-tetrahydro-furan-(3*S*)-yl]-amide



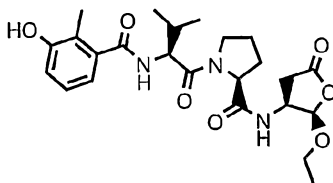
Example I-3

(*S,S,S,R*)-1-[3-Methyl-(2*S*)-(2-trifluoromethoxy-benzoylamino)-butyryl]-pyrrolidine-(2*S*)-carboxylic acid [(2*R*)-ethoxy-5-oxo-tetrahydro-furan-(3*S*)-yl]-amide



Example I-4

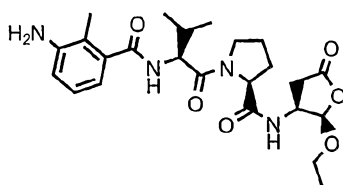
(*S,S,S,R*)-1-[(2*S*)-(3-Hydroxy-2-methyl-benzoylamino)-3-methyl-butyryl]-pyrrolidine-(2*S*)-carboxylic acid [(2*R*)-ethoxy-5-oxo-tetrahydro-furan-(3*S*)-yl]-amide



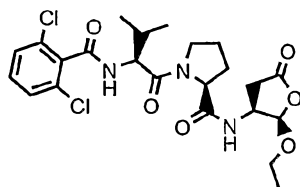
-77-

Example I-5

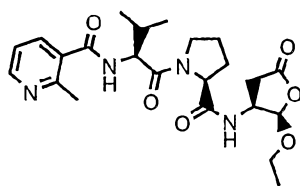
(*S,S,S,R*)-1-[(2*S*)-(3-Amino-2-methyl-benzoylamino)-3-methyl-buteryl]-pyrrolidine-(2*S*)-carboxylic acid [(2*R*)-ethoxy-5-oxo-tetrahydro-furan-(3*S*)-yl]-amide

Example I-6

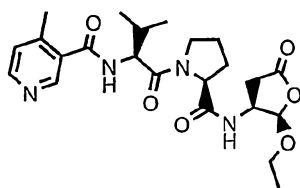
(*S,S,S,R*)-1-[(2*S*)-(2,6-Dichloro-benzoylamino)-3-methyl-buteryl]-pyrrolidine-(2*S*)-carboxylic acid [(2*R*)-ethoxy-5-oxo-tetrahydro-furan-(3*S*)-yl]-amide

Example I-7

(*S,S,S,R*)-*N*-{(1*S*)-[(2*S*)-((2*R*)-Ethoxy-5-oxo-tetrahydro-furan-(3*S*)-ylcarbamoyl)-pyrrolidine-1-carbonyl]-2-methyl-propyl}-2-methyl-nicotinamide

Example I-8

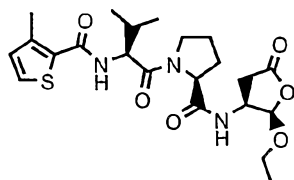
(*S,S,S,R*)-*N*-{(1*S*)-[(2*S*)-((2*R*)-Ethoxy-5-oxo-tetrahydro-furan-(3*S*)-ylcarbamoyl)-pyrrolidine-1-carbonyl]-2-methyl-propyl}-4-methyl-nicotinamide



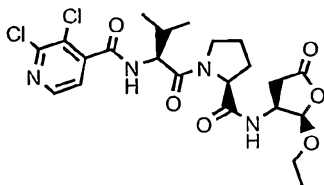
-78-

Example I-9

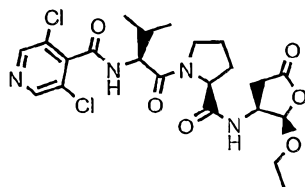
(*S,S,S,R*)-1-{3-Methyl-(2*S*)-[(3-methyl-thiophene-2-carbonyl)-amino]-butyryl}-pyrrolidine-(2*S*)-carboxylic acid [(2*R*)-ethoxy-5-oxo-tetrahydro-furan-(3*S*)-yl]-amide

Example I-10

(*S,S,S,R*)-2,3-Dichloro-*N*-{(1*S*)-[(2*S*)-((2*R*)-ethoxy-5-oxo-tetrahydro-furan-(3*S*)-ylcarbamoyl)-pyrrolidine-1-carbonyl]-2-methyl-propyl}-isonicotinamide

Example I-11

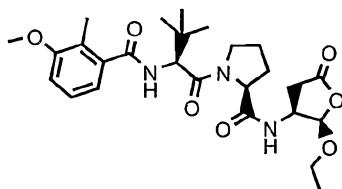
(*S,S,S,R*)-3,5-Dichloro-*N*-{(1*S*)-[(2*S*)-((2*R*)-ethoxy-5-oxo-tetrahydro-furan-(3*S*)-ylcarbamoyl)-pyrrolidine-1-carbonyl]-2-methyl-propyl}-isonicotinamide



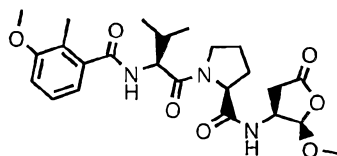
-79-

Example I-12

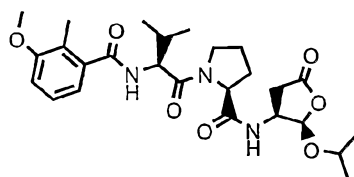
(*S,S,S,R*)-1-[(2*S*)-(3-Methoxy-2-methyl-benzoylamino)-3,3-dimethyl-butyryl]-pyrrolidine-(2*S*)-carboxylic acid [(2*R*)-ethoxy-5-oxo-tetrahydro-furan-(3*S*)-yl]-amide

Example I-13

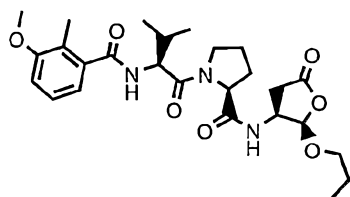
(*S,S,S,R*)-1-[(2*S*)-(3-Methoxy-2-methyl-benzoylamino)-3-methyl-butyryl]-pyrrolidine-(2*S*)-carboxylic acid [(2*R*)-methoxy-5-oxo-tetrahydro-furan-(3*S*)-yl]-amide

Example I-14

(*S,S,S,R*)-1-[(2*S*)-(3-Methoxy-2-methyl-benzoylamino)-3-methyl-butyryl]-pyrrolidine-(2*S*)-carboxylic acid [(2*R*)-isopropoxy-5-oxo-tetrahydro-furan-(3*S*)-yl]-amide

Example I-15

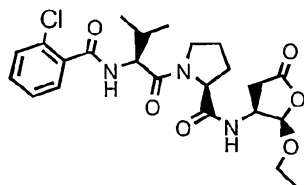
(*S,S,S,R*)-1-[(2*S*)-(3-Methoxy-2-methyl-benzoylamino)-3-methyl-butyryl]-pyrrolidine-(2*S*)-carboxylic acid [5-oxo-(2*R*)-propoxy-5-tetrahydro-furan-(3*S*)-yl]-amide



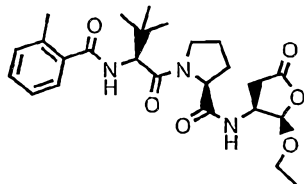
-80-

Example I-16

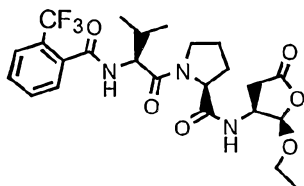
(*S,S,S,R*)-1-[(2*S*)-(2-Chloro-benzoylamino)-3-methyl-butyryl]-pyrrolidine-(2*S*)-carboxylic acid [(2*R*)-ethoxy-5-oxo-tetrahydro-furan-(3*S*)-yl]-amide

Example I-17

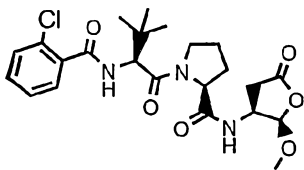
(*S,S,S,R*)-1-[3,3-Dimethyl-(2*S*)-(2-methyl-benzoylamino)-butyryl]-pyrrolidine-(2*S*)-carboxylic acid [(2*R*)-ethoxy-5-oxo-tetrahydro-furan-(3*S*)-yl]-amide

Example I-18

(*S,S,S,R*)-1-[3-Methyl-2 (*S*)-(2-trifluoromethyl-benzoylamino)-butyryl]-pyrrolidine-(2*S*)-carboxylic acid [(2*R*)-ethoxy-5-oxo-tetrahydro-furan-3 (*S*)-yl]-amide

Example I-19

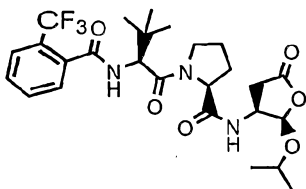
(*S,S,S,R*)-1-[2 (*S*)-(2-Chloro-benzoylamino)-3,3-dimethyl-butyryl]-pyrrolidine-(2*S*)-carboxylic acid [(2*R*)-methoxy-5-oxo-tetrahydro-furan-(3*S*)-yl]-amide



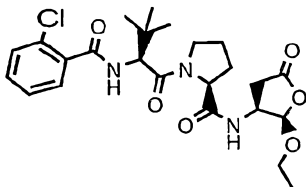
-81-

Example I-20

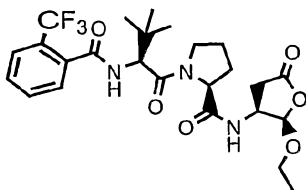
(*S,S,S,R*)-1-[3,3-Dimethyl-(2*S*)-(2-trifluoromethyl-benzoylamino)-butyryl]-pyrrolidine-(2*S*)-carboxylic acid [(2*R*)-isopropoxy-5-oxo-tetrahydro-furan-(3*S*)-yl]-amide

Example I-21

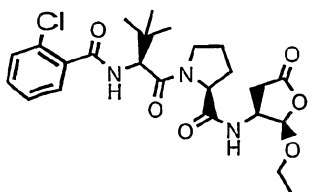
(*S,S,S,R*)-1-[(2*S*)-(2-Chloro-benzoylamino)-3,3-dimethyl-butyryl]-pyrrolidine-(2*S*)-carboxylic acid [(2*R*)-ethoxy-5-oxo-tetrahydro-furan-(3*S*)-yl]-amide

Example I-22

(*S,S,S,R*)-1-[3,3-Dimethyl-(2*S*)-(2-trifluoromethyl-benzoylamino)-butyryl]-pyrrolidine-(2*S*)-carboxylic acid [(2*R*)-ethoxy-5-oxo-tetrahydro-furan-(3*S*)-yl]-amide

Example I-23

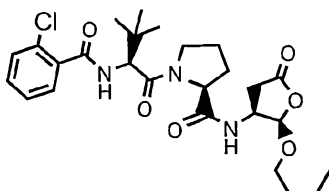
(*S,S,S,R*)-1-[(2*S*)-(2-Chloro-benzoylamino)-3,3-dimethyl-butyryl]-pyrrolidine-(2*S*)-carboxylic acid [5-oxo-(2*R*)-propoxy-tetrahydro-furan-(3*S*)-yl]-amide



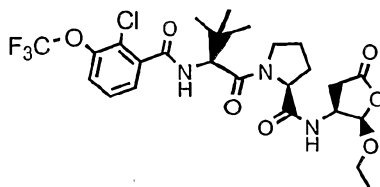
-82-

Example I-24

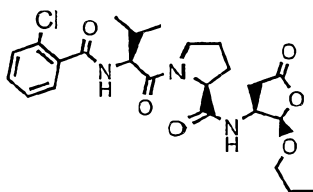
(*S,S,S,R*)-1-[(2*S*)-(2-Chloro-benzoylamino)-3,3-dimethyl-butyl]-pyrrolidine-(2*S*)-carboxylic acid [(2*R*)-butoxy-5-oxo-tetrahydro-furan-(3*S*)-yl]-amide

Example I-25

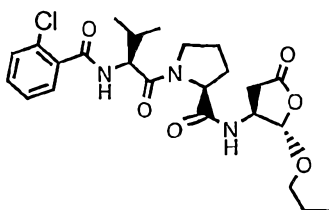
(*S,S,S,R*)-1-[(2*S*)-(2-Chloro-3-trifluoromethoxy-benzoylamino)-3,3-dimethyl-butyl]-pyrrolidine-(2*S*)-carboxylic acid [(2*R*)-ethoxy-5-oxo-tetrahydro-furan-(3*S*)-yl]-amide

Example I-26

(*S,S,S,R*)-1-[(2*S*)-(2-Chloro-benzoylamino)-3-methyl-butyl]-pyrrolidine-(2*S*)-carboxylic acid [5-oxo-(2*R*)-propoxy-tetrahydro-furan-(3*S*)-yl]-amide

Example I-27

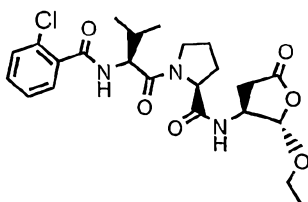
(*S,S,S,S*)-1-[(2*S*)-(2-Chloro-benzoylamino)-3-methyl-butyl]-pyrrolidine-(2*S*)-carboxylic acid [5-oxo-(2*S*)-propoxy-tetrahydro-furan-(3*S*)-yl]-amide



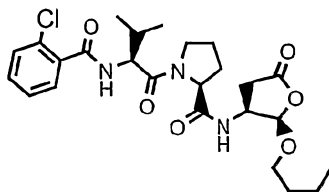
-83-

Example I-28

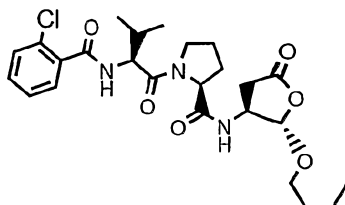
(*S,S,S,S*)-1-[(2*S*)-(2-Chloro-benzoylamino)-3-methyl-butyryl]-pyrrolidine-(2*S*)-carboxylic acid [(2*S*)-ethoxy-5-oxo-tetrahydro-furan-(3*S*)-yl]-amide

Example I-29

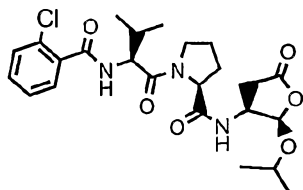
(*S,S,S,R*)-1-[(2*S*)-(2-Chloro-benzoylamino)-3-methyl-butyryl]-pyrrolidine-(2*S*)-carboxylic acid [(2*R*)-butoxy-5-oxo-tetrahydro-furan-(3*S*)-yl]-amide

Example I-30

(*S,S,S,S*)-1-[(2*S*)-(2-Chloro-benzoylamino)-3-methyl-butyryl]-pyrrolidine-(2*S*)-carboxylic acid [(2*S*)-butoxy-5-oxo-tetrahydro-furan-(3*S*)-yl]-amide

Example I-31

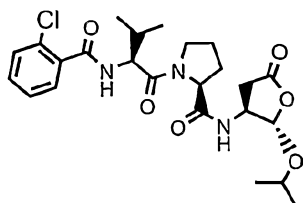
(*S,S,S,R*)-1-[(2*S*)-(2-Chloro-benzoylamino)-3-methyl-butyryl]-pyrrolidine-(2*S*)-carboxylic acid [(2*R*)-isopropoxy-5-oxo-tetrahydro-furan-(3*S*)-yl]-amide



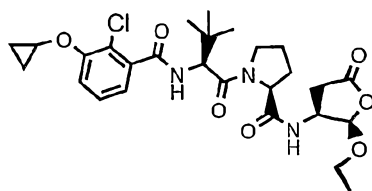
-84-

Example I-32

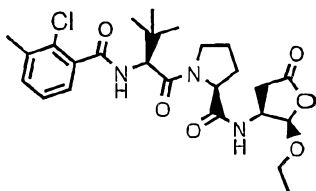
(*S,S,S,S*)-1-[(2*S*)-(2-Chloro-benzoylamino)-3-methyl-butyryl]-pyrrolidine-(2*S*)-carboxylic acid [(2*S*)-isopropoxy-5-oxo-tetrahydro-furan-(3*S*)-yl]-amide

Example I-33

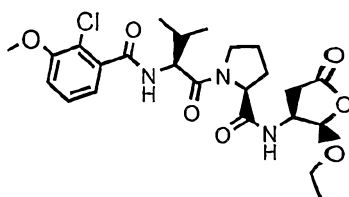
(*S,S,S,R*)-1-[(2*S*)-(2-Chloro-3-cyclopropyloxy-benzoylamino)-3,3-dimethyl-butyryl]-pyrrolidine-(2*S*)-carboxylic acid [(2*R*)-ethoxy-5-oxo-tetrahydro-furan-(3*S*)-yl]-amide

Example I-34

(*S,S,S,R*)-1-[(2*S*)-(2-Chloro-3-methyl-benzoylamino)-3,3-dimethyl-butyryl]-pyrrolidine-(2*S*)-carboxylic acid [(2*R*)-ethoxy-5-oxo-tetrahydro-furan-(3*S*)-yl]-amide

Example I-35

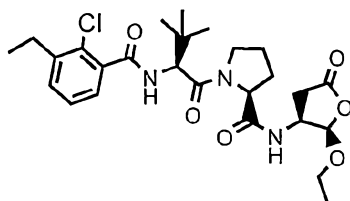
(*S,S,S,R*)-1-[(2*S*)-(2-chloro-3-methoxy-benzoylamino)-3-methyl-butyryl]-pyrrolidine-(2*S*)-carboxylic acid [(2*R*)-ethoxy-5-oxo-tetrahydro-furan-(3*S*)-yl]-amide



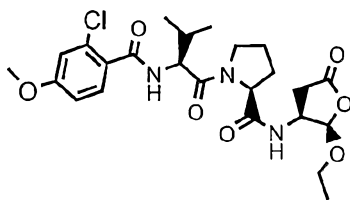
-85-

Example I-36

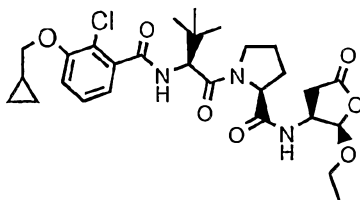
(*S,S,S,R*)-1-[(2*S*)-(2-Chloro-3-ethyl -benzoylamino)-3,3-dimethyl-butryl]-pyrrolidine-(2*S*)-carboxylic acid [(2*R*)-ethoxy-5-oxo-tetrahydro-furan-(3*S*)-yl]-amide

Example I-37

(*S,S,S,R*)-1-[(2*S*)-(2-chloro-4-methoxy-benzoylamino)-3-methyl-butryl]-pyrrolidine-(2*S*)-carboxylic acid [(2*R*)-ethoxy-5-oxo-tetrahydro-furan-(3*S*)-yl]-amide

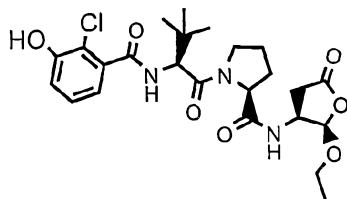
Example I-38

(*S,S,S,R*)-1-[(2*S*)-(2-Chloro-3-cyclopropylmethyl -benzoylamino)-3,3-dimethyl-butryl]-pyrrolidine-(2*S*)-carboxylic acid [(2*R*)-ethoxy-5-oxo-tetrahydro-furan-(3*S*)-yl]-amide

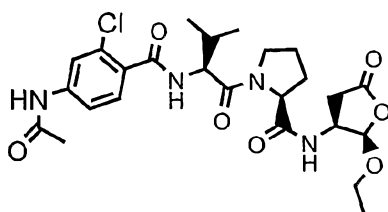
Example I-39

(*S,S,S,R*)-1-[(2*S*)-(2-Chloro-3-hydroxy -benzoylamino)-3,3-dimethyl-butryl]-pyrrolidine-(2*S*)-carboxylic acid [(2*R*)-ethoxy-5-oxo-tetrahydro-furan-(3*S*)-yl]-amide

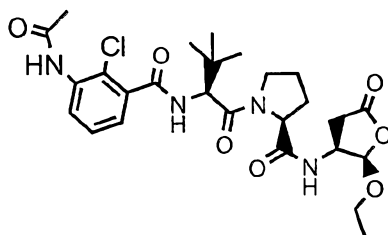
-86-

Example I-40

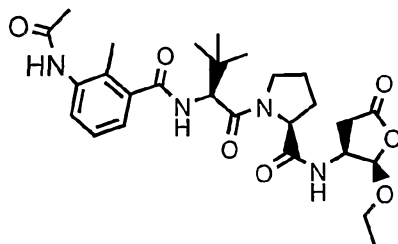
(*S,S,S,R*)-1-[(2*S*)-(2-chloro-4-acetamido-benzoylamino)-3-methyl-butyryl]-pyrrolidine-(2*S*)-carboxylic acid [(2*R*)-ethoxy-5-oxo-tetrahydro-furan-(3*S*)-yl]-amide

Example I-41

(*S,S,S,R*)-1-[(2*S*)-(2-chloro-3-acetamido -benzoylamino)-3,3-dimethyl-butyryl]-pyrrolidine-(2*S*)-carboxylic acid [(2*R*)-ethoxy-5-oxo-tetrahydro-furan-(3*S*)-yl]-amide

Example I-42

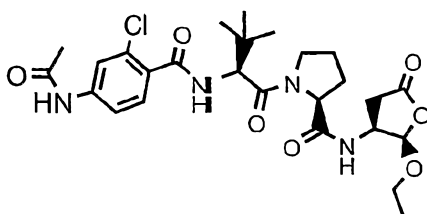
(*S,S,S,R*)-1-[(2*S*)-(2-methyl -3-acetamido -benzoylamino)-3,3-dimethyl-butyryl]-pyrrolidine-(2*S*)-carboxylic acid [(2*R*)-ethoxy-5-oxo-tetrahydro-furan-(3*S*)-yl]-amide



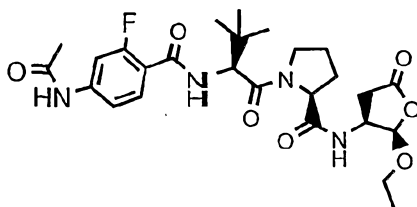
- 87 -

Example I-43

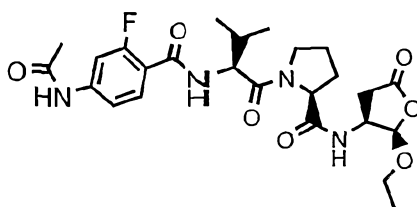
(*S,S,S,R*)-1-[(2*S*)-(2-chloro-4-acetamido-benzoylamino)-3,3-dimethyl-butyryl]-pyrrolidine-(2*S*)-carboxylic acid [(2*R*)-ethoxy-5-oxo-tetrahydro-furan-(3*S*)-yl]-amide

Example I-44

(*S,S,S,R*)-1-[(2*S*)-(2-fluoro-4-acetamido-benzoylamino)-3,3-dimethyl-butyryl]-pyrrolidine-(2*S*)-carboxylic acid [(2*R*)-ethoxy-5-oxo-tetrahydro-furan-(3*S*)-yl]-amide

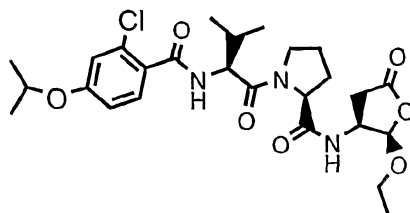
Example I-45

(*S,S,S,R*)-1-[(2*S*)-(2-fluoro-4-acetamido-benzoylamino)-3-methyl-butyryl]-pyrrolidine-(2*S*)-carboxylic acid [(2*R*)-ethoxy-5-oxo-tetrahydro-furan-(3*S*)-yl]-amide

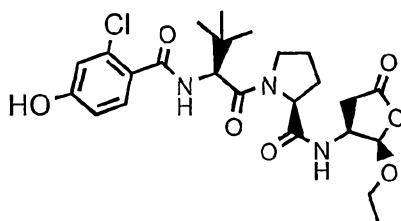
Example I-46

(*S,S,S,R*)-1-[(2*S*)-(2-chloro-4-isopropoxy-benzoylamino)-3-methyl-butyryl]-pyrrolidine-(2*S*)-carboxylic acid [(2*R*)-ethoxy-5-oxo-tetrahydro-furan-(3*S*)-yl]-amide

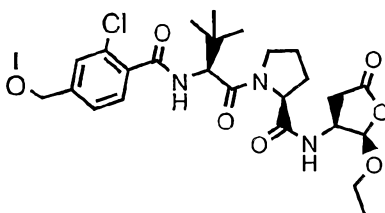
-88-

Example I-47

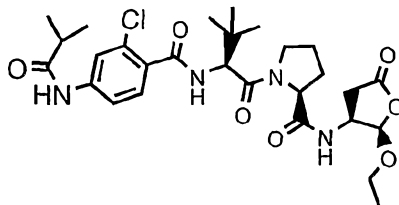
(*S,S,S,R*)-1-[(2*S*)-(2-chloro-4-hydroxy-benzoylamino)-3,3-dimethyl-butyryl]-pyrrolidine-(2*S*)-carboxylic acid [(2*R*)-ethoxy-5-oxo-tetrahydro-furan-(3*S*)-yl]-amide

Example I-48

(*S,S,S,R*)-1-[(2*S*)-(2-chloro-4-methoxymethyl-benzoylamino)-3,3-dimethyl-butyryl]-pyrrolidine-(2*S*)-carboxylic acid [(2*R*)-ethoxy-5-oxo-tetrahydro-furan-(3*S*)-yl]-amide

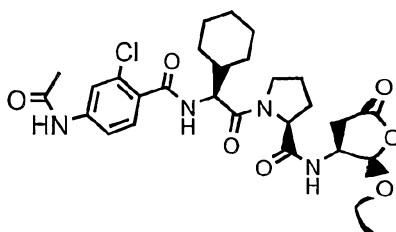
Example I-49

(*S,S,S,R*)-1-[(2*S*)-(2-Chloro-4-isobutyrylamido-benzoylamino)-3,3-dimethyl-butyryl]-pyrrolidine-(2*S*)-carboxylic acid [(2*R*)-ethoxy-5-oxo-tetrahydro-furan-(3*S*)-yl]-amide

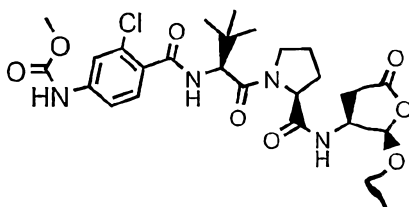


Example I-50

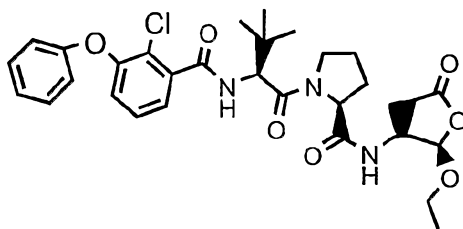
(*S,S,S,R*)-1-[(2*S*)-(2-Chloro-4-acetamido -benzoylamino)-3-cyclohexyl]-pyrrolidine-(2*S*)-carboxylic acid [(2*R*)-ethoxy-5-oxo-tetrahydro-furan-(3*S*)-yl]-amide

Example I-51

(*S,S,S,R*)-1-[(2*S*)-(2-Chloro-4-methoxycarbonylamino -benzoylamino)-3,3-dimethyl-butyryl]-pyrrolidine-(2*S*)-carboxylic acid [(2*R*)-ethoxy-5-oxo-tetrahydro-furan-(3*S*)-yl]-amide

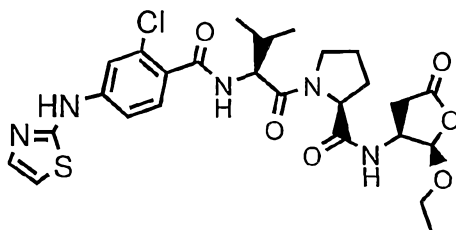
Example I-52

(*S,S,S,R*)-1-[(2*S*)-(2-Chloro-3-phenoxy -benzoylamino)-3,3-dimethyl-butyryl]-pyrrolidine-(2*S*)-carboxylic acid [(2*R*)-ethoxy-5-oxo-tetrahydro-furan-(3*S*)-yl]-amide

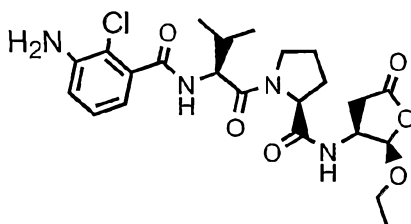
Example I-53

(*S,S,S,R*)-1-[(2*S*)-(2-Chloro-4-thiazolylamino -benzoylamino)-3,3-dimethyl-butyryl]-pyrrolidine-(2*S*)-carboxylic acid [(2*R*)-ethoxy-5-oxo-tetrahydro-furan-(3*S*)-yl]-amide

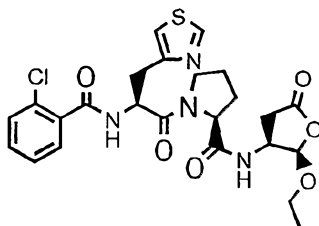
-90-

Example I-54

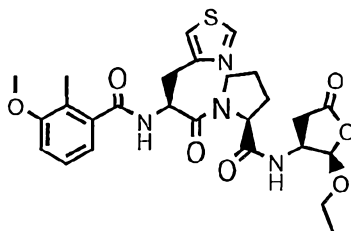
(*S,S,S,R*)-1-[(2*S*)-(3-Amino-2-chloro-benzoylamino)-3-methyl-buteryl]-pyrrolidine-(2*S*)-carboxylic acid [(2*R*)-ethoxy-5-oxo-tetrahydro-furan-(3*S*)-yl]-amide

Example I-55

(*S,S,S,R*)-1-[(2*S*)-(2-Chloro-benzoylamino)-3-thiazol-4-yl-propionyl]-pyrrolidine-(2*S*)-carboxylic acid [(2*R*)-ethoxy-5-oxo-tetrahydro-furan-(3*S*)-yl]-amide

Example I-56

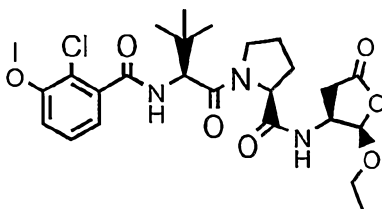
(*S,S,S,R*)-1-[(2*S*)-(3-Methoxy-2-methyl-benzoylamino)-3-thiazol-4-yl-propionyl]-pyrrolidine-(2*S*)-carboxylic acid [(2*R*)-ethoxy-5-oxo-tetrahydro-furan-(3*S*)-yl]-amide



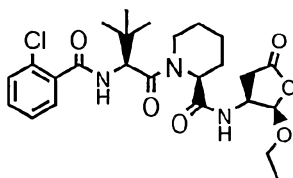
-91-

Example I-57

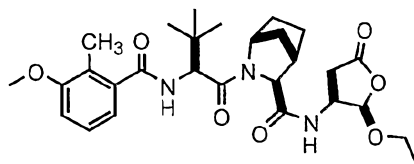
(*S,S,S,R*)- 1-[(2*S*)-(2-Chloro-3-methoxy-benzoylamino)-3,3-dimethyl-butryl]-pyrrolidine-(2*S*)-carboxylic acid [(2*R*)-ethoxy-5-oxo-tetrahydro-furan-(3*S*)-yl]-amide

Example I-58

(*S,S,S,R*)- 1-[(2*S*)-(2-Chloro-benzoylamino)-3,3-dimethyl-butryl]-piperidine-(2*S*)-carboxylic acid [(2*R*)-ethoxy-5-oxo-tetrahydro-furan-(3*S*)-yl]-amide

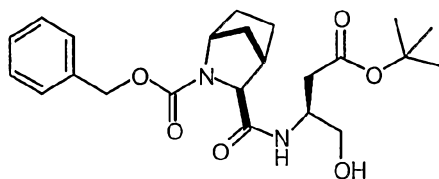
Example I-59

2-[(2*S*)-(3-Methoxy-2-methyl-benzoylamino)-3,3-dimethyl-butryl]-2-(1*S*,4*R*)-aza-bicyclo[2.2.1]heptane-(3*S*)-carboxylic acid [(2*R*)-ethoxy-5-oxo-tetrahydro-furan-(3*S*)-yl]-amide

**METHOD H**

(1*R*,3*S*,4*S*)-3((*S*)-2-*tert*-Butoxycarbonyl-1-hydroxymethyl-ethylcarbamoyl)-2-aza-bicyclo[2.2.1]heptane-2-carboxylic acid benzyl ester

-92-

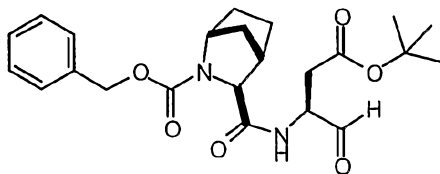


[0170] To a stirred solution of (S)-3-Amino-4-hydroxy-butyric acid *tert*-butyl ester (486mg) and (1R,3S,4S)-2-Aza-bicyclo[2.2.1]heptane-2,3-dicarboxylic acid 2 benzyl ester (prepared as described in Tararov *et al*, *Tett. Asymm.* 2002, **13**, 25-28) (767mg) in THF (18ml) was added 2-hydroxybenzotriazole hydrate (452mg), DMAP (426mg), diisopropylethylamine (631 μ l) and 1-(3-dimethylaminopropyl)-3-ethylcarbodiimide hydrochloride (EDC, 641mg). The resulting mixture was stirred at ambient temperature for 18 hours then diluted with ethyl acetate. The mixture was then washed with water, saturated aqueous sodium bicarbonate solution and brine, dried over magnesium sulfate, filtered and concentrated under reduced pressure. The residue was purified by flash chromatography (60% ethyl acetate/petrol) to afford the sub-title compound as a colorless oil (1.1g, 91%); ^1H NMR (400MHz, d-6 DMSO) δ 1.13-1.25 (1H, m), 1.30-1.48 (9H, m), 1.49-1.88 (6H, m), 2.20-2.52 (2H, m), 3.09-3.34 (2H, m), 3.64 (1H, d), 4.00-4.16 (2H, brm), 4.80 (1H, m), 4.90-5.15 (2H, m), 7.21-7.41 (5H, m), 7.50-7.75 (1H, m); MS ES (+) 433.37.

Method I

(1R,3S,4S)-3-((S)-2-*tert*-Butoxycarbonyl-1-formyl-ethylcarbamoyl)-2-aza-bicyclo[2.2.1]heptane-2-carboxylic acid benzyl ester

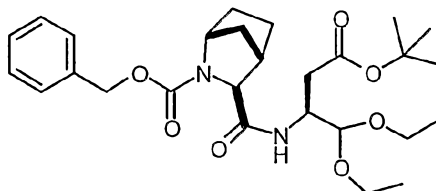
-93-



[0171] A solution of (1R,3S,4S)-3-((S)-2-*tert*-Butoxycarbonyl-1-hydroxymethyl-ethylcarbamoyl)-2-aza-bicyclo[2.2.1]heptane-2-carboxylic acid benzyl ester (1.1g) in DCM (10ml) was cooled to 0°C under nitrogen. 2,2,6,6-tetramethylpiperidinyloxy (TEMPO, 4mg) was then added followed by trichloroisocyanuric acid (621mg) portionwise over 30 minutes. The mixture was stirred at ambient temperature for 1 hour, then filtered through celite. The filtrate was washed with water, 1M sodium thiosulfate solution and brine. Drying over magnesium sulfate and concentration under reduced pressure gave the sub-title compound as a colorless oil (698mg, 64%); ¹H NMR (400MHz, d-6 DMSO) δ 1.16-1.89 (16H, m), 2.30-2.80 (2H, m), 3.68-3.81 (1H, m), 4.19 (1H, brm), 4.39 (1H, m), 4.91-5.16 (2H, m), 7.21-7.43 (5H, m), 8.45 (0.4H, d), 8.60 (0.6, d), 9.19 (0.6H, s), 9.37 (0.4H, s).

Method J

(1R,3S,4S)-3-((S)-1-*tert*-Butoxycarbonylmethyl-2,2-diethoxy-ethylcarbamoyl)-2-aza-bicyclo[2.2.1]heptane-2-carboxylic acid benzyl ester



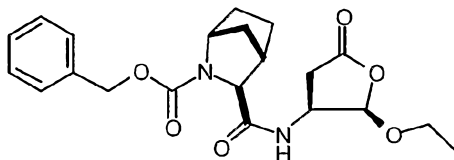
[0172] To a solution of (1R,3S,4S)-3-((S)-2-*tert*-Butoxycarbonyl-1-formyl-ethylcarbamoyl)-2-aza-bicyclo[2.2.1]heptane-2-carboxylic acid benzyl ester (698mg) in dichloromethane (10ml) was added triethyl orthoformate (720mg) and *p*-toluenesulfonic acid monohydrate (6mg). The

-94-

resulting mixture was stirred at ambient temperature until no aldehyde remained by TLC. Saturated aqueous sodium bicarbonate solution was then added and the organic phase removed. This was washed with water and brine, dried (magnesium sulfate), filtered and concentrated under reduced pressure. This gave the sub-title compound as a pale yellow oil (635mg, 78%); ^1H NMR (400MHz, d-6 DMSO) δ 0.96-1.15 (6H, m), 1.26-1.84 (16H, m), 2.20-2.50 (2H, m), 3.40-3.81 (5H, m), 4.10-4.28 (2H, m), 4.37 (1H, m), 4.88-5.14 (2H, m), 7.20-7.40 (5H, m), 7.65 (0.5H, d), 7.80 (0.5H, d).

Method K

(1R,3S,4S)-3-((2R,3S)-2-Ethoxy-5-oxo-tetrahydro-furan-3-ylcarbamoyl)-2-aza-bicyclo[2.2.1]heptane-2-carboxylic acid benzyl ester

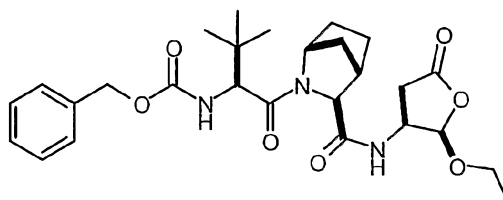


[0173] A solution of (1R,3S,4S)-3-((S)-1-tert-Butoxycarbonylmethyl-2,2-diethoxy-ethylcarbamoyl)-2-aza-bicyclo[2.2.1]heptane-2-carboxylic acid benzyl ester (635mg) in dichloromethane (3ml) was cooled to 0°C under nitrogen. Trifluoroacetic acid (0.7ml) was then added and the mixture stirred at 0°C for 15 minutes, then warmed to ambient temperature and stirred until the reaction was complete by TLC. The mixture was then diluted with dichloromethane (10ml) and saturated aqueous sodium bicarbonate solution (14ml). The organic phase was then removed and washed with 1:1 saturated aqueous sodium bicarbonate/brine (8ml), dried (magnesium sulfate), filtered and concentrated under reduced pressure. This afforded the sub-title compound as a mixture of epimers at the ketal centre. The epimers were separated on silica gel,

eluting with 30% 2-butanone/petrol. *Syn*-isomer (oil) (115mg, 23%); ^1H NMR (400MHz, d-6 DMSO) δ 0.80-1.91 (10H, m), 2.35-2.79 (2H, m), 3.56 (1H, m), 3.66-3.80 (2H, m), 4.18 (1H, m), 4.59 (1H, m), 4.94-5.11 (2H, m), 5.53 (1H, d), 7.20-7.40 (5H, m), 8.18 (0.5H, d), 8.27 (0.5H, d); MS ES + 403.31 (100%), ES - 401.37 (15%); *Anti*-isomer (oil) (103mg, 20%); ^1H NMR (400MHz, d-6 DMSO) δ 0.80-1.85 (10H, m), 2.25-2.60 (1H, m), 2.95 (1H, m), 3.42 (1H, m), 3.5-3.75 (2H, m), 4.88-5.15 (3H, m), 7.21-7.40 (5H, m), 8.50 (0.4H, d), 8.59 (0.6H, d).

Method L

{(S)-1-[(1R,3S,4S)-3-((2R,3S)-2-Ethoxy-5-oxo-tetrahydro-furan-3-ylcarbamoyl)-2-aza-bicyclo[2.2.1]heptane-2-carbonyl]-2,2-dimethyl-propyl}-carbamic acid benzyl ester



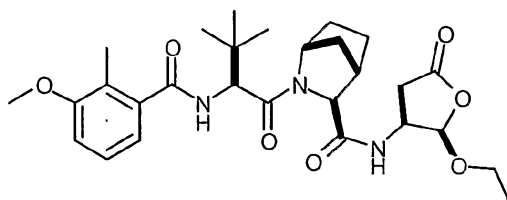
[0174] To a solution of (1R,3S,4S)-3-((2R,3S)-2-Ethoxy-5-oxo-tetrahydro-furan-3-ylcarbamoyl)-2-aza-bicyclo[2.2.1]heptane-2-carboxylic acid benzyl ester (5g) in ethyl acetate (160ml) and DMF (25ml) was added triethylamine (2.5g) followed by palladium hydroxide/carbon (20% w/w, 1g). The mixture was stirred under an atmosphere of hydrogen until no starting material was present by TLC. The catalyst was removed by filtration through celite. To the filtrate was added (S)-2-benzyloxycarbonylamino-3,3-dimethyl-butyric acid (4.93g), hydroxybenzotriazole hydrate (2.01g) and 1-(3-dimethylaminopropyl)-3-ethylcarbodiimide hydrochloride (EDC, 2.85g). The resulting mixture was stirred at ambient temperature overnight. Saturated aqueous sodium bicarbonate solution (180ml) was then added and the organic phase removed. This was washed with saturated aqueous ammonium chloride (180

-96-

ml), then brine (180ml), dried (magnesium sulfate), filtered and concentrated under reduced pressure. The crude product was purified on silica gel, eluting with 40-75% ethyl acetate/petrol. The sub-title compound was obtained as a white foam (5.25g, 81%); ^1H NMR (400MHz, d-6 DMSO) δ 0.85-1.03 (10H, m), 1.07-1.20 (3H, t), 1.30 (1H, m), 1.40 (1H, m), 1.50-1.80 (3H, m), 1.93 (1H, m), 2.40-2.50 (1H, m), 2.78 (1H, m), 3.60 (1H, m), 3.78 (1H, m), 3.89 (1H, s), 4.26 (1H, d), 4.52 (2H, m), 4.96-5.12 (2H, m), 5.56 (1H, d), 7.10 (1H, d), 7.24-7.40 (5H, m), 8.27 (1H, d); MS ES + 516.93 (100%), ES - 515.05 (100%).

Method M

(1R,3S,4S)-2-[(S)-2-(3-methoxy-2-methylbenzoylamino)-3,3-dimethyl-butyl]-2-aza-bicyclo[2.2.1]heptane-3-carboxylic acid ((2R,3S)-2-ethoxy-5-oxo-tetrahydro-furan-3-yl)-amide



[0175] To a solution of {(S)-1-[(1R,3S,4S)-3-((2R,3S)-2-Ethoxy-5-oxo-tetrahydro-furan-3-ylcarbamoyl)-2-aza-bicyclo[2.2.1]heptane-2-carbonyl]-2,2-dimethyl-propyl}-carbamic acid benzyl ester (370mg) in ethyl acetate (20ml) was added palladium hydroxide/carbon (20% w/w, 74mg). The mixture was stirred under an atmosphere of hydrogen until no starting material was present by TLC. The catalyst was removed by filtration through celite and the filtrate concentrated under reduced pressure to give the amine as a brown foam (272mg). A portion of this material (167mg) was dissolved in THF and 3-methoxy-2-methyl benzoic acid (146mg), diisopropylamine (191 μ l), hydroxybenzotriazole hydrate (77mg) and 1-(3-dimethylaminopropyl)-3-ethylcarbodiimide hydrochloride (EDC,

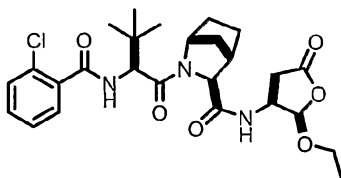
-97-

109mg) were added. The resulting mixture was stirred at ambient temperature for 24 hours then diluted with saturated aqueous sodium bicarbonate. The organic phase was removed and washed with saturated aqueous ammonium chloride, then brine, dried (magnesium sulfate), filtered and concentrated under reduced pressure. The crude product was purified on silica gel, eluting with ethyl acetate. This gave the sub-title compound as a white solid (121mg, 52%); ^1H NMR (400MHz, CDCl_3) δ 1.10 (9H, s), 1.28 (3H, t), 1.43-1.56 (1H, m), 1.79-1.86 (3H, m), 1.99 (1H, brd), 2.29 (3H, s), 2.30-2.37 (1H, m), 2.83 (1H, dd), 3.02 (1H, brs), 3.66-3.74 (1H, m), 3.87 (3H, s), 3.88-3.94 (1H, m), 4.16 (1H, brs), 4.54 (1H, brs), 4.66-4.74 (1H, m), 4.97 (1H, d), 5.46 (1H, d), 6.44 (1H, brd), 6.93 (1H, d), 7.00 (1H, d), 7.22 (1H, t), 7.78 (1H, brd); IR (solid) cm^{-1} 2960, 1791, 1624, 1505, 1438, 1261, 1115, 975; MS ES + 530; ES - 528.

[0176] Compounds of formula **I-60** to **I-73** have been prepared by methods substantially similar to those described in Example **I-59**.

Example I-60

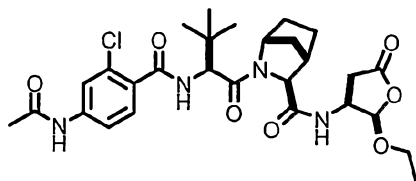
2-[(2S)-(2-Chloro-benzoylamino)-3,3-dimethyl-butryl]-2-(1S,4R)-aza-bicyclo[2.2.1]heptane-(3S)-carboxylic acid [(2R)-ethoxy-5-oxo-tetrahydro-furan-(3S)-yl]-amide



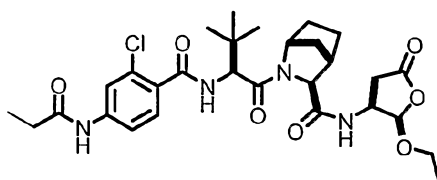
Example I-61

2-[(2S)-(4-Acetylamino-2-chloro-benzoylamino)-3,3-dimethyl-butryl]-2-(1S,4R)-aza-bicyclo[2.2.1]heptane-(3S)-carboxylic acid [(2R)-ethoxy-5-oxo-tetrahydro-furan-(3S)-yl]-amide

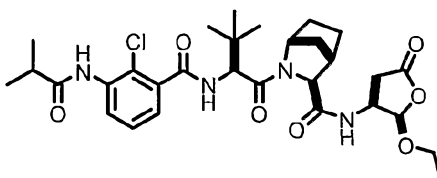
-98-

Example I-62

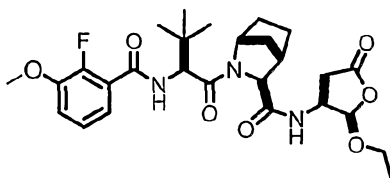
2-[(2S)-(2-Chloro-4-propionylamino-benzoylamino)-3,3-dimethyl-buteryl]-2-(1S,4R)-aza-bicyclo[2.2.1]heptane-(3S)-carboxylic acid [(2R)-ethoxy-5-oxo-tetrahydro-furan-(3S)-yl]-amide

Example I-63

2-[(2S)-(2-Chloro-3-isobutyrylamino-benzoylamino)-3,3-dimethyl-buteryl]-2-(1S,4R)-aza-bicyclo[2.2.1]heptane-(3S)-carboxylic acid [(2R)-ethoxy-5-oxo-tetrahydro-furan-(3S)-yl]-amide

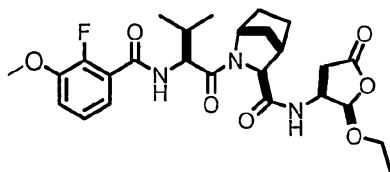
Example I-64

2-[(2S)-(2-Fluoro-3-methoxy-benzoylamino)-3,3-dimethyl-buteryl]-2-(1S,4R)-aza-bicyclo[2.2.1]heptane-(3S)-carboxylic acid [(2R)-ethoxy-5-oxo-tetrahydro-furan-(3S)-yl]-amide

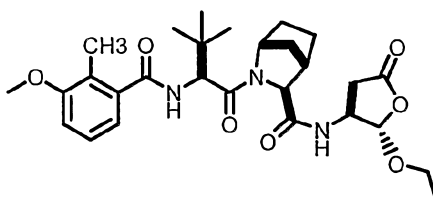
Example I-65

2-[(2S)-(2-Fluoro-3-methoxy-benzoylamino)-3-methyl-buteryl]-2-(1S,4R)-aza-bicyclo[2.2.1]heptane-(3S)-carboxylic acid [(2R)-ethoxy-5-oxo-tetrahydro-furan-(3S)-yl]-amide

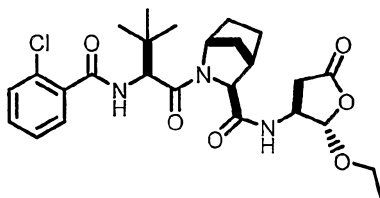
-99-

Example I-66

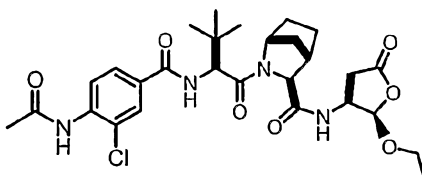
2-[(2S)-(3-methoxy-2-methyl-benzoylamino)-3,3-dimethyl-buteryl]-2-(1S,4R)-aza-bicyclo[2.2.1]heptane-(3S)-carboxylic acid [(2S)-ethoxy-5-oxo-tetrahydro-furan-(3S)-yl]-amide

Example I-67

2-[(2S)-(2-Chloro-benzoylamino)-3,3-dimethyl-buteryl]-2-(1S,4R)-aza-bicyclo[2.2.1]heptane-(3S)-carboxylic acid [(2S)-ethoxy-5-oxo-tetrahydro-furan-(3S)-yl]-amide

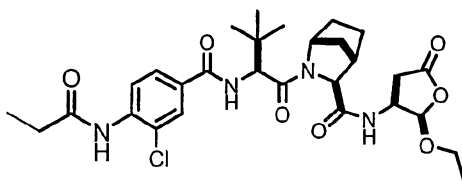
Example I-70

2-[(2S)-(4-Acetylamino-3-chloro-benzoylamino)-3,3-dimethyl-buteryl]-2-(1S,4R)-aza-bicyclo[2.2.1]heptane-(3S)-carboxylic acid [(2R)-ethoxy-5-oxo-tetrahydro-furan-(3S)-yl]-amide

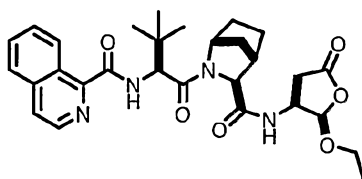
Example I-69

2-[(2S)-(3-Chloro-4-propionylamino-benzoylamino)-3,3-dimethyl-buteryl]-2-(1S,4R)-aza-bicyclo[2.2.1]heptane-(3S)-carboxylic acid [(2R)-ethoxy-5-oxo-tetrahydro-furan-(3S)-yl]-amide

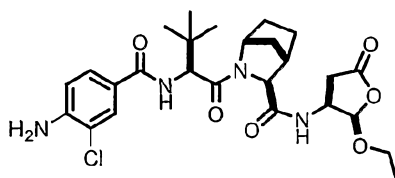
-100-

Example I-70

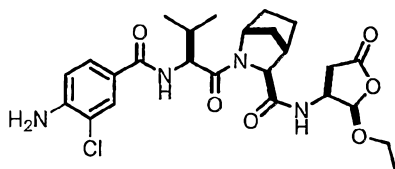
2-[(2S)-(isoquinolin-1-ylcarbonylamino)-3,3-dimethyl-butyl]-
2-(1S,4R)-aza-bicyclo[2.2.1]heptane-(3S)-carboxylic acid
[(2R)-ethoxy-5-oxo-tetrahydro-furan-(3S)-yl]-amide

Example I-71

2-[(2S)-(4-Amino-3-chloro-benzoylamino)-3,3-dimethyl-butyl]-
2-(1S,4R)-aza-bicyclo[2.2.1]heptane-(3S)-carboxylic acid
[(2R)-ethoxy-5-oxo-tetrahydro-furan-(3S)-yl]-amide

Example I-72

2-[(2S)-(4-Amino-3-chloro-benzoylamino)-3-methyl-butyl]-2-
(1S,4R)-aza-bicyclo[2.2.1]heptane-(3S)-carboxylic acid [(2R)-
ethoxy-5-oxo-tetrahydro-furan-(3S)-yl]-amide

Example I-73

2-[(2S)-(isoquinolin-1-ylcarbonylamino)-3,3-dimethyl-butyl]-
2-(1S,4R)-aza-bicyclo[2.2.1]heptane-(3S)-carboxylic acid
[(2S)-ethoxy-5-oxo-tetrahydro-furan-(3S)-yl]-amide

-101-

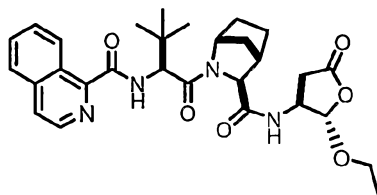


Table 3. Characterization Data for Selected Compounds of Formula I (by Compound Number)

No.	M+1 (obs)	¹ H-NMR
I-1	490.1	(DMSO-d ₆) 0.94-0.95 (3H, m), 0.98-0.99 (3H, m), 1.13-1.16 (3H, m), 1.80-2.0 (4H, m), 2.10 (3H, s), 2.47-2.51 (2H, m), 2.73 (1H, m), 3.34-3.61 (2H, m), 3.73-3.77 (2H, m), 3.79 (3H, s), 3.90 (1H, m), 4.39 (1H, m), 4.55 (1H, m), 5.55 (1H, d), 6.83 (1H, d), 6.99 (1H, d), 7.19 (1H, m), 8.27 (1H, d), 8.34 (1H, d)
I-2	476.0	(CDCl ₃) 1.01-1.15 (6H, m), 1.26 (3H, t), 1.90-2.29 (5H, m), 2.55-2.59 (1H, m), 2.75-2.83 (1H, m), 3.65-3.98 (3H, m), 4.04 (3H, s), 4.44-4.49 (1H, m), 4.62-4.69 (1H, m), 4.75-4.80 (1H, m), 5.60 (1H, d), 7.09 (1H, t), 7.19 (1H, d), 7.52 (1H, t), 7.97 (1H, d)
I-3	530.0	(CDCl ₃) 1.02-1.10 (6H, m), 1.23-1.34 (3H, m), 1.88-2.19 (5H, m), 2.32-2.44 (2H, m), 2.81-2.89 (1H, m), 3.66-3.72 (2H, m), 3.83-3.98 (2H, m), 4.56-4.73 (2H, m), 4.84-4.90 (1H, m), 5.46 (1H, d), 7.15 (1H, d), 7.35-7.60 (4H, m), 7.99 (1H, d)
I-4	476.1	(CDCl ₃) 1.02 (3H, d), 1.09 (3H, d), 1.29 (3H, t), 1.93-2.19 (4H, m), 2.29 (3H, s), 2.39 (2H, dd), 2.84 (1H, dd), 3.66-3.71 (2H, m), 3.88-3.95 (2H, m), 4.63 (1H, dd), 4.68-4.74 (1H, m), 4.85 (1H, dd), 5.32 (1H, s), 5.47 (1H, d), 6.44 (1H, d), 6.87 (1H, d), 6.98-7.00 (1H, m), 7.07-7.12 (1H, m), 7.36 (1H, d)

No.	M+1 (obs)	¹ H-NMR
I-5	475.0	(CDCl ₃) 0.95-1.10 (6H, m), 1.31 (3H, t), 1.93-2.21 (4H, m), 2.25 (3H, s), 2.34-2.41 (2H, m), 2.80-2.88 (1H, m), 3.63-3.75 (4H, m), 3.87-3.93 (2H, m), 4.65-4.75 (2H, m), 4.82-4.88 (1H, m), 5.47 (1H, d), 6.43 (1H, d), 6.74 (1H, d), 6.81 (1H, d), 7.04 (1H, t), 7.40 (1H, d)
I-6	514.4	(CDCl ₃) 1.03-1.05 (3H, m), 1.09-1.13 (3H, m), 1.22-1.30 (3H, m), 1.95 (1H, m), 2.14-2.17 (2H, m), 2.44-2.51 (2H, m), 2.79 (1H, m), 3.65-3.68 (2H, m), 3.86-3.90 (2H, m), 4.12 (1H, m), 4.60-4.61 (2H, m), 4.86 (1H, m), 5.47 (1H, m), 6.4 (1H, 2 x d), 7.29-7.37 (3H, m), 7.54 (1H, m)
I-7	461.1	(DMSO-d ₆) 0.95-1.01 (6H, m), 1.13-1.16 (3H, m), 1.80-2.10 (4H, m), 2.45-2.51 (5H, m), 2.74 (1H, m), 3.33-3.59 (2H, m), 3.68 (1H, m), 3.95 (1H, m), 4.38-4.44 (2H, m), 4.55 (1H, m), 5.55 (1H, m), 7.25 (1H, m), 7.62 (1H, m), 8.27 (1H, m), 8.48 (1H, m), 8.63 (1H, m)
I-8	461.1	(CDCl ₃) 1.02 (3H, d), 1.08 (3H, d), 1.28 (3H, t), 1.95-2.2 (4H, m), 2.4-2.5 (2H, m), 2.55 (3H, s), 2.8-2.9 (1H, m), 3.7-3.8 (2H, m), 3.85-3.95 (2H, m), 4.7-4.85 (2H, m), 4.9-4.95 (1H, m), 5.55 (1H, d), 6.6-6.65 (1H, m), 7.2-7.25 (1H, m), 7.35-7.4 (1H, m), 8.6 (1H, d), 8.7 (1H, s)
I-9	465.6	(DMSO-d ₆) 0.93-0.95 (3H, m), 0.99-1.00 (3H, m), 1.13-1.16 (3H, m), 1.80-2.10 (4H, m), 2.40 (3H, s), 2.40-2.47 (2H, m), 2.73 (1H, m), 3.59-3.61 (2H, m), 3.73-3.75 (2H, m), 4.37-4.43 (2H, m), 4.55 (1H, m), 5.53 (1H, d), 6.97 (1H, m), 7.59 (1H, m), 7.81 (1H, d), 8.28 (1H, d)

No.	M+1 (obs)	¹ H-NMR
I-10	515.0	(CDCl ₃) 1.01 (3H, d), 1.25 (3H, d), 1.27 (3H, t), 1.97-2.10 (2H, m), 2.14-2.26 (1H, m), 2.38 (2H, dd), 2.84 (1H, dd), 3.67-3.71 (2H, m), 3.81-3.87 (1H, m), 3.90-3.98 (1H, m), 4.58-4.61 (1H, m), 4.65-4.73 (1H, m), 4.86-4.90 (1H, dd), 5.47 (1H, d), 6.78 (1H, d), 7.23 (1H, d), 7.42 (1H, d), 8.40 (1H, d)
I-11	515.0	(CDCl ₃) 1.01 (3H, d), 1.14 (3H, d), 1.28 (3H, t), 1.96-2.12 (2H, m), 2.17-2.23 (2H, m), 2.38 (2H, dd), 2.83 (1H, dd), 3.66-3.71 (2H, m), 3.82-3.95 (2H, m), 4.59-4.62 (1H, m), 4.65-4.71 (1H, m), 4.91 (1H, dd), 5.47 (1H, d), 6.54 (1H, br dd), 7.21 (1H, br dd), 8.57 (2H, s)
I-12	504.4	(DMSO- <i>d</i> ₆) 0.9-1.08 (9H, s), 1.12 (3H, t), 1.75-2.00 (3H, m), 2.00-2.15 (4H, m), 2.34-2.50 (1H, m), 2.80 (1H, m), 3.48-3.91 (7H, m), 4.40 (1H, m), 4.46-4.70 (2H, m), 5.58 (1H, d), 7.81 (1H, d), 7.00 (1H, d), 7.19 (1H, dd), 8.07 (1H, d), 8.27 (1H, d)
I-13	476.0	(CDCl ₃) 0.98-1.09 (6H, m), 1.90-2.05 (4H, m), 2.35-2.56 (2H, m), 2.70-2.85 (1H, m), 3.49+3.55 (3H, 2xs), 3.55-3.67 (1H, m), 3.86 (3H, s), 4.00-4.09 (1H, m), 4.58-4.90 (3H, m), 5.34-5.37 (1H, m), 6.25+6.40 (1H, 2xd), 6.90-7.01 (2H, m), 7.18-7.25 (1H, m), 7.37+7.54 (1H, 2xd)
I-14	504.0	(CDCl ₃) 0.99-1.11 (6H, m), 1.18-1.30 (6H, m), 1.86-2.15 (4H, m), 1.28+1.30 (3H, 2xs), 2.36-2.86 (3H, m), 3.56-3.68 (1H, m), 3.86 (3H, s), 3.87-4.05 (2H, m), 4.50-4.84 (3H, m), 5.55+5.59 (1H, 2xd), 6.86-7.01 (2H, m), 7.16-7.23 (1H, m), 7.37+7.54 (1H, 2xd)
I-15	504.0	(CDCl ₃) 0.85-1.11 (9H, m), 1.55-1.73 (2H, m), 1.89-2.20 (4H, m), 2.28+2.29 (3H, 2xs), 2.35-2.55 (2H, m), 2.71-2.87 (1H, m), 3.48-3.76 (3H, m), 3.86 (3H, s), 3.98-4.06 (1H, m), 4.52-4.86 (3H, m), 5.44-5.49 (1H, m), 6.24+6.35 (1H, 2xd), 6.88-6.99 (2H, m), 7.14-7.21 (1H, m), 7.41+7.55 (1H, 2xd)

No.	M+1 (obs)	¹ H-NMR
I-16	480.5	(CDCl ₃) 1.0-1.15 (6H, m), 1.3-1.4 (3H, m), 1.9-2.2 (4H, m), 2.4-2.5 (2H, m), 2.8-2.9 (1H, m), 3.7-3.8 (2H, m), 3.9-4.0 (2H, m), 4.65-4.75 (2H, m), 4.88-4.92 (1H, m), 5.5-5.52 (1H, m), 6.85-6.9 (1H, m), 7.4-7.55 (1H, m), 7.7-7.75 (1H, m)
I-17	474.6	(DMSO-d ₆) 1.05 (9H, s), 1.15 (3H, t), 1.8-2.1 (4H, m), 2.3 (3H, s), 2.4-2.5 (1H, m), 2.7-2.8 (1H, m), 3.6-3.9 (4H, m), 4.4-4.45 (1H, m), 4.5-4.7 (2H, m), 5.55-5.6 (1H, m), 7.2-7.4 (4H, m), 8.1 (1H, d), 8.25 (1H, d)
I-18	514.5	(DMSO-d ₆) 0.9-1.0 (6H, m), 1.15 (3H, t), 1.8-2.1 (4H, m), 2.4-2.5 (1H, m), 2.7-2.8 (1H, m), 3.6-3.85 (3H, m), 3.9-3.95 (1H, m), 4.4-4.6 (3H, m), 5.55-5.6 (1H, m), 7.4-7.45 (1H, m), 7.6-7.8 (3H, m), 8.22 (1H, d), 8.75 (1H, d)
I-19	480.5	(CDCl ₃) 1.13 (9H, s), 1.90-2.20 (3H, m), 2.35-2.44 (2H, m), 2.86 (1H, dd), 3.56 (3H, s), 3.72-3.74 (1H, m), 3.90-3.99 (1H, m), 4.62-4.65 (1H, m), 4.69-4.70 (1H, m), 4.90 (1H, d), 5.36 (1H, d), 6.94 (1H, d), 7.28-7.46 (4H, m), 7.71 (1H, dd)
I-20	542.5	(CDCl ₃) 1.09 (9H, s), 1.27 (6H, m), 1.93-2.14 (3H, m), 2.34-2.42 (2H, m), 2.79-2.83 (1H, m), 3.71 (1H, m), 3.90-3.94 (1H, m), 4.01-4.04 (1H, m), 4.62-4.67 (2H, m), 4.88-4.91 (1H, m), 5.56 (1H, m), 6.46 (1H, m), 7.40 (1H, m), 7.54-7.62 (3H, m), 7.74 (1H, m)
I-21	494.5	(CDCl ₃) 1.12 (9H, s), 1.29 (3H, t), 1.90-2.20 (3H, m), 2.36-2.43 (2H, m), 2.85 (1H, dd), 3.67-3.72 (2H, m), 3.90-3.96 (2H, m), 4.62-4.65 (2H, m), 4.91 (1H, d), 5.46 (1H, d), 6.95 (1H, d), 7.34-7.46 (4H, m), 7.71 (1H, dd)
I-22	528.4	(CDCl ₃) 1.10 (9H, s), 1.29 (3H, t), 1.90-2.20 (3H, m), 2.35-2.42 (2H, m), 2.84 (1H, dd), 3.68-3.72 (2H, m), 3.90-3.95 (2H, m), 4.62-4.80 (2H, m), 4.89 (1H, d), 5.47 (1H, d), 6.45 (1H, d), 7.43 (1H, d), 7.54-7.61 (3H, m), 7.73 (1H, dd)

No.	M+1 (obs)	¹ H-NMR
I-23	508.5	(CDCl ₃) 0.95 (3H, t), 1.12 (9H, s), 1.60-1.70 (2H, m), 1.88-2.20 (3H, m), 2.35-2.45 (2H, m), 2.77-2.85 (1H, m), 3.53-3.61 (1H, m), 3.65-3.75 (1H, m), 3.76-3.84 (1H, m), 3.88-3.96 (1H, m), 4.60-4.73 (2H, m), 4.91 (1H, d), 5.44 (1H, d), 6.96 (1H, d), 7.30-7.50 (4H, m), 7.73 (1H, d)
I-24	522.5	(CDCl ₃) 0.86 (3H, t), 1.18 (9H, s), 1.21-1.65 (4H, m), 1.85-2.17 (3H, m), 2.36-2.59 (2H, m), 2.68-2.78 (1H, m), 3.44-3.54 (1H, m), 3.56-3.72 (2H, m), 3.98-4.10 (1H, m), 4.56-4.85 (3H, m), 5.44 (1H, d), 6.95-7.02 (1H, m), 7.32-7.74 (5H, m)
I-25	578.3	(DMSO- <i>d</i> ₆) 0.99-1.21 (12H, m), 1.70-2.00 (3H, m), 2.01-2.17 (1H, m), 2.40-2.51 (1H, m), 2.70-2.80 (1H, m), 3.50-3.88 (4H, m), 4.40 (1H, m), 4.55 (1H, m), 4.65 (1H, m), 5.58 (1H, d), 7.36 (1H, m), 7.50 (1H, m), 7.61 (1H, m), 8.21 (1H, d), 8.70 (1H, d)
I-26	494.5	(CDCl ₃) 0.95 (3H, t), 1.05-1.15 (6H, m), 1.55-1.8 (3H, m), 2.0-2.25 (4H, m), 2.4-2.5 (1H, m), 2.6-2.9 (2H, m), 3.55-3.8 (3H, m), 3.85-3.95 (1H, m), 4.05-4.1 (1H, m), 4.7-4.85 (2H, m), 5.5-5.55 (1H, m), 6.85-6.9 (1H, m), 7.4-7.6 (3H, m), 7.7-7.8 (1H, m)
I-27	494.5	(CDCl ₃) 0.95 (3H, t), 1.05-1.15 (6H, m), 1.5-1.7 (3H, m), 2.0-2.2 (4H, m), 2.4-2.6 (2H, m), 2.9-3.1 (1H, m), 3.4-3.5 (1H, m), 3.55-3.7 (2H, m), 4.0-4.1 (1H, m), 4.35-4.5 (2H, m), 4.6-4.75 (1H, m), 4.8-4.9 (0.5H, m), 5.35-5.38 (1H, m), 6.85-6.95 (1H, m), 7.4-7.55 (3H, m), 7.64-7.8 (1.5H, m)
I-28	480.3	(CDCl ₃) 1.02-1.19 (7H, m), 1.22-1.28 (2H, m), 1.90-2.21 (3H, m), 2.32-2.53 (2H, m), 2.95 (1H, 2 x dd), 3.44-3.50 (1H, m), 3.59-78 (2H, m), 3.83-3.92 (1H, m), 4.02-4.09 (1H, m), 4.29-4.41 (1H, m), 5.34 (1H, 2 x s), 6.88 (1H, 2 x brd d), 7.31-7.42 (4H, m), 7.57 (1H, 2 x brd d), 7.70 (1H, 2 x dd)

No.	M+1 (obs)	¹ H-NMR
I-29	508	(CDCl ₃) 0.83-0.97 (3H, m), 1.02-1.14 (6H, m), 1.26-1.53 (3H, m), 1.55-1.66 (1H, m), 1.91-2.20 (4H, m), 2.35-2.61 (2H, m), 2.73-2.90 (1H, m), 3.54-3.74 (3H, m), 3.84-3.90 (0.5H, m), 3.99-4.06 (0.5H, m), 4.61-4.75 (2H, m), 4.77-4.93 (0.5H, m), 5.45-5.51 (1H, m), 6.87 (1H, brd), 7.34-7.45 (4H, m), 7.55 (0.5H, brd), 7.70-7.22 (1H, m)
I-30	508	(400 MHz, CDCl ₃) 0.87-0.97 (3H, m), 0.99-1.16 (6H, m), 1.27-1.40 (2H, m), 1.48-1.59 (1H, m), 1.91-2.19 (4H, m), 2.30-2.52 (2H, m), 2.90-3.07 (1H, m), 3.39-3.45 (0.5H, m), 3.54-3.71 (2H, m), 3.78-3.82 (0.5H, m), 3.86-3.92 (0.5H, m), 4.04-4.09 (0.5H, m), 4.31-4.35 (1H, m), 4.39-4.43 (1H, m), 4.56-4.59 (0.5H, m), 4.66-4.68 (1H, m), 4.80-4.86 (0.5H, m), 5.32-5.41 (1H, m), 6.87-6.91 (1H, m), 7.31-7.45 (4H, m), 7.55-7.76 (2H, m)
I-31	494.4	(CDCl ₃) 1.04-1.19 (8H, m), 1.25-1.28 (3H, m), 1.92-2.18 (4H, m), 2.32-2.43 (1H, m), 2.62-2.87 (2H, m), 3.59-3.71 (1H, m), 3.85-3.95 (1H, m), 4.00-4.05 (1H, m), 4.60-4.67 (3H, m), 5.60 (1H, 2 x d), 6.88 (1H, brd d), 7.36-7.50 (4H, m), 7.52-7.56 (1H, m), 7.76 (1H, 2 x dd)
I-32	494.3	(CDCl ₃) 0.87-1.24 (10H, m), 1.88-2.07 (3H, m), 2.13-2.21 (1H, m), 2.32-2.54 (2H, m), 2.94 (1H, 2 x dd), 3.57-3.68 (1H, m), 3.83-3.87 (1H, m), 4.02-4.09 (1H, m), 4.27-4.30 (1H, m), 4.41 (1H, dd), 4.51-4.69 (1H, m), 5.43 (1H, 2 x s), 6.89 (1H, 2 x brd d), 7.30-7.45 (4H, m), 7.52 (1H, 2 x brd d), 7.70 (1H, 2 x dd)

No.	M+1 (obs)	¹ H-NMR
I-33	550.5	(DMSO) 0.70 (2H, m, CH ₂), 0.89 (2H, m, CH ₂), 0.95-1.20 (12H, m, CH ₃ , tbutyl), 1.71-2.13 (4H, m, CH ₂), 2.45 (1H, m, asp CH ₂), 2.75 (1H, m, asp CH ₂), 3.35-3.89 (4H, m, CH ₂ , CH), 3.99 (1H, m, CH), 4.37 (1H, m, CH), 4.51 (1H, m, CH), 4.65 (1H, m, CH), 5.58 (1H, d, CHO), 6.90 (1H, m, aryl H), 7.35 (1H, m, aryl H), 7.45 (1H, m, aryl H), 8.25 (1H, d, NH), 8.35 (1H, d, NH)
I-34	508.5	DMSO) 0.99-1.21 (12H, m, CH ₃ , tBu), 1.75-2.14 (4H, m, CH ₂), 2.38 (3H, s, CH ₃), 2.40-2.51 (1H, m, asp CH ₂), 2.70-2.82 (1H, m, asp CH ₂), 3.37-3.90 (4H, m, CH ₂ , CH), 4.39 (1H, m, CH), 4.55 (1H, m, CH), 4.67 (1H, m, CH), 5.58 (1H, d, CH), 7.15 (1H, m, aryl H), 7.28 (1H, m, aryl H), 7.38 (1H, m, aryl H), 8.25 (1H, m, NH), 8.38 (1H, m, NH)
I-35	510	CDC13 1.00 (3H, d), 1.10 (3H, d), 1.27 (3H, t), 1.90-2.19 (4H, m), 2.34-2.45 (2H, m), 2.79-2.87 (1H, m), 3.65-3.71 (2H, m), 3.84-4.93 (2H, m), 3.92 (3H, s), 4.56-4.70 (2H, m), 4.82-4.88 (1H, m), 4.45 (1H, d), 6.69 (1H, d), 6.99 (1H, d), 7.16 (1H, d), 7.27 (1H, t), 7.37 (1H, d)
I-36	522.5	(DMSO) 0.95-1.25 (15H, m, tBu, CH ₃), 1.78-2.13 (4H, m, CH ₂), 2.43 (1H, m, CH ₂), 2.65-2.80 (3H, m, CH ₂), 3.50-3.88 (4H, m, CH ₂ , CH), 4.42 (1H, m, CH), 4.58 (1H, m, CH), 4.70 (1H, d, CH), 5.58 (1H, d, CH), 7.15 (1H, m, aryl H), 7.27 (1H, m, aryl H), 7.38 (1H, m, aryl H), 8.27 (1H, d, NH), 8.39 (1H, d, NH)
I-37	510.5	CDC13 1.05-1.12 (6H, m), 1.25-1.3 (3H, m), 1.9-2.2 (2H, m), 2.4-2.5 (2H, m), 2.8-2.9 (1H, m), 3.65-3.75 (2H, m), 3.85 (3H, s), 3.9-4.0 (1H, m), 4.65-4.75 (2H, m), 4.85-4.9 (1H, m), 6.9-6.93 (1H, m), 6.98 (1H, s), 7.05-7.1 (1H, m), 7.4-7.45 (1H, m), 7.75-7.8 (1H, d)

No.	M+1 (obs)	¹ H-NMR
I-38	564	CDCl ₃ 0.38-0.42 (2H, m), 0.63-0.71 (2H, m), 1.11 (9H, s), 1.23-1.35 (4H, m), 1.88-2.20 (3H, m), 2.34-2.45 (2H, m), 2.76-2.87 (1H, m), 3.66-3.75 (2H, m), 3.87-3.96 (4H, m), 4.62-4.73 (2H, m), 4.89 (1H, d), 5.47 (1H, d), 6.80 (1H, d), 7.00 (1H, d), 7.19-7.29 (2H, m), 7.48 (1H, d)
I-39	510	(DMSO) 1.11 (9H, s), 1.28 (3H, t), 1.83-2.22 (3H, m), 2.36-2.43 (2H, m), 2.82-2.87 (1H, m), 3.66-3.76 (2H, m), 3.86-3.97 (2H, m), 4.62-4.71 (2H, m), 4.88 (1H, d), 5.45 (1H, d), 6.31 (1H, s), 6.73 (1H, d), 7.05-7.20 (3H, m), 7.38 (1H, d)
I-40	537.4	(CDCl ₃) 1.06 (6H, dd), 1.28-1.31 (4H, m), 1.91-2.20 (4H, m), 2.23 (3H, s), 2.39 (1H, dd), 2.84 (1H, dd), 3.65-3.72 (2H, m), 3.86-3.94 (2H, m), 4.61-4.73 (2H, m), 4.87 (1H, dd), 5.46 (1H, dd), 7.00-7.04 (1H, m), 7.22 (1H, brd s), 7.38-7.45 (2H, m), 7.73 (1H, d), 7.80 (1H, brd s)
I-41	551.5	(DMSO) 0.95-1.20 (12H, m, tBu, CH ₃), 2.75-2.15 (7H, m, CH ₂ , COCH ₃), 2.42 (1H, m, CH ₂), 2.77 (1H, m, CH ₂), 3.50-3.88 (4H, m, CH ₂ , CH), 4.37 (1H, m, CH), 4.55 (1H, m, CH), 4.67 (1H, d, CH), 5.58 (1H, d, CH), 7.09 (1H, m, aryl H), 7.32 (1H, m, aryl H), 7.71 (1H, m, aryl H), 8.26 (1H, m, NH), 8.49 (1H, m, NH), 9.58 (1H, m, NH)
I-42	531.6	(DMSO) 0.95-1.20 (12H, m, tBu, CH ₃), 1.75-2.17 (10H, m, CH ₃ , COCH ₃ , CH ₂), 2.45 (1H, m, CH ₂), 2.77 (1H, m, CH ₂), 3.48-3.91 (4H, m, CH ₂ , CH), 4.31-4.70 (3H, m, CH), 5.55 (1H, d, CH), 7.04 (1H, m, aryl H), 7.18 (1H, m, aryl H), 7.41 (1H, m, aryl H), 8.20 (1H, d, NH), 8.27 (1H, d, NH), 9.39 (1H, brs, NH)

No.	M+1 (obs)	¹ H-NMR
I-43	551.4	DMSO) 1.04 (9H, s), 1.12-1.17 (3H, m), 1.78-1.95 (4H, m), 2.06 (3H, s), 2.45 (1H, dd), 2.72 (1H, dd), 3.52-3.81 (4H, m), 4.36-4.39 (1H, m), 4.47-4.54 (1H, m), 4.64 (1H, d), 5.54 (1H, dd), 7.33-7.35 (1H, m), 7.43-7.46 (1H, m), 7.81 (1H, brd s), 8.21-8.25 (2H, m), 10.23 (1H, brd s)
I-44	535.4	(DMSO) 1.02 (9H, s), 1.14 (3H, t), 1.78-1.98 (4H, m), 2.08 (3H, s), 2.48 (1H, dd), 2.79 (1H, dd), 3.51-3.82 (4H, m), 4.36-4.39 (1H, m), 4.49-4.58 (1H, m), 4.71 (1H, d), 5.54 (1H, d), 7.31-7.34 (1H, m), 7.65-7.72 (3H, m), 8.49 (1H, d), 10.38 (1H, s)
I-45	521.4	(DMSO) 0.95 (6H, dd), 1.12-1.16 (4H, m), 1.72-1.97 (4H, m), 2.07 (3H, s), 2.48 (1H, dd), 2.73 (1H, dd), 3.51-3.62 (2H, m), 3.71-3.83 (2H, m), 4.35-4.38 (1H, m), 4.48-4.59 (2H, m), 5.53 (1H, d), 7.29-7.31 (1H, m), 7.59-7.67 (2H, m), 8.01-8.05 (1H, m), 8.28 (1H, d), 10.35 (1H, s)
I-46	538.5	(CDCl ₃) 1.1-1.12 (6H, m), 1.3 (3H, m), 1.4 (6H, d), 2.0-2.2 (2H, m), 2.4-2.5 (2H, m), 2.8-2.9 (1H, m), 3.7-3.75 (2H, m), 3.9-4.0 (1H, m), 4.6-4.75 (3H, m), 4.85-4.95 (1H, m), 6.85-6.9 (1H, m), 6.95 (1H, s), 7.05-7.1 (1H, m), 7.4-7.45 (1H, m), 7.8 (1H, d)
I-47	510.5	(CDCl ₃) 1.15 (9H, m), 1.25 (3H, t), 2.0-2.2 (4H, m), 2.4-2.5 (2H, m), 2.8-2.9 (1H, m), 3.7-3.85 (2H, m), 3.9-4.0 (1H, m), 4.05-4.1 (1H, m), 4.7-4.8 (1H, m), 4.85 (1H, d), 5.5 (1H, m), 6.5 (1H, d), 6.8 (1H, s), 7.2 (1H, d), 7.4 (1H, d), 7.55 (1H, d)
I-48	538.5	(CDCl ₃) 1.12 (9H, s), 1.29 (3H, t), 1.90-2.20 (3H, m), 2.36-2.43 (2H, m), 2.85 (1H, m), 3.42 (3H, s), 3.68-3.74 (2H, m), 3.91-3.95 (2H, m), 4.48 (2H, s), 4.62-4.75 (2H, m), 4.90 (1H, m), 5.47 (1H, m), 7.00 (1H, m), 7.31 (1H, m), 7.43-7.54 (2H, m), 7.72 (1H, m)

No.	M+1 (obs)	¹ H-NMR
I-49	579.5	(CDCl ₃) 1.12 (9H, s), 1.28-1.31 (9H, m), 1.90-2.20 (3H, m), 2.36-2.43 (2H, m), 2.54 (1H, m), 2.85 (1H, m), 3.68-3.72 (2H, m), 3.91-3.95 (2H, m), 4.62-4.69 (2H, m), 4.88 (1H, d), 5.47 (1H, m), 7.14 (1H, d), 7.27 (1H, m), 7.41 (1H, m), 7.50 (1H, d), 7.78 (1H, d), 7.87 (1H, m)
I-50	577.3	(DMSO) 1.12-1.16 (7H, m), 1.58-1.81 (5H, m), 1.83-1.92 (5H, m), 2.04-2.08 (4H, m), 2.50 (1H, dd), 2.75 (1H, dd), 3.57-3.66 (2H, m), 3.72-3.78 (1H, m), 3.82-3.91 (1H, m), 4.33-4.36 (1H, m), 4.46 (1H, t), 4.52-4.61 (1H, m), 5.54 (1H, d), 7.32 (1H, d), 7.43 (1H, dd), 7.81 (1H, d), 8.25 (1H, d), 8.47 (1H, d), 10.22 (1H, s)
I-51	567.4	(DMSO) 0.98-1.25 (12H, m, tBu, CH ₃), 1.78-2.14 (4H, m, CH ₂), 2.44 (1H, m, CH ₂), 2.78 (1H, m, CH ₂), 3.50-3.88 (7H, m, CH ₃ , CH ₂ , CH), 4.38 (1H, m, CH), 4.55 (1H, m, CH), 4.67 (1H, d, CH), 5.58 (1H, d, CH), 7.30-7.42 (2H, m, aryl H), 7.60 (1H, brs, NH), 8.21 (2H, m, aryl H, NH), 9.99 (1H, brs, NH).
I-52	586.4	(DMSO) 0.95-1.24 (12H, m, tBu, CH ₃), 1.70-2.13 (4H, m, CH ₂), 2.44 (1H, m, CH ₂), 2.75 (1H, m, CH ₂), 3.45-3.90 (4H, m, CH ₂ , CH), 4.37 (1H, m, CH), 4.55 (1H, m, CH), 4.70 (1H, d, CH), 5.57 (1H, d, CH), 6.91 (2H, d, aryl H), 7.06-7.19 (3H, m, aryl H), 7.30-7.45 (3H, m, aryl H), 8.20 (1H, d, NH), 8.55 (1H, d, NH)
I-53	578.5	(DMSO) 0.9-1.0 (6H, m), 1.18 (3H, t), 1.8-2.15 (4H, m), 2.4-2.5 (1H, m), 2.7-2.8 (1H, m), 3.6-3.85 (4H, m), 4.4-4.6 (3H, m), 5.55 (1H, d), 7.05 (1H, d), 7.3-7.35 (2H, m), 7.98 (1H, s), 8.3 (1H, d), 8.45 (1H, d), 10.7 (1H, s)

No.	M+1 (obs)	¹ H-NMR
I-54	495.0	(DMSO) 0.94-0.98 (6H, m), 1.13-1.18 (3H, m), 1.80-2.10 (5H, m), 2.50 (1H, m), 2.73 (1H, m), 3.58-3.61 (2H, m), 3.74 (1H, m), 3.9 (1H, m), 4.38-4.41 (2H, m), 4.60 (1H, m), 5.46 (2H, s), 5.54 (1H, m), 6.48 (1H, m), 6.80 (1H, m), 7.04 (1H, m), 8.27 (1H, d), 8.40 (1H, d)
I-55	535.0	(CDCl ₃) 1.25 (3H, t), 1.99-2.01 (3H, s), 2.30-2.39 (1H, m), 2.68 (1H, dd), 2.79 (1H, dd), 3.21-3.27 (1H, m), 3.39 (1H, dd), 3.47-3.51 (2H, m), 3.65-3.75 (1H, m), 3.88-3.94 (1H, m), 4.64-4.68 (1H, m), 4.70-4.78 (1H, m), 5.56 (1H, d), 7.31-7.35 (5H, m), 7.63-7.65 (1H, m), 8.00 (1H, d), 8.76 (1H, d)
I-56	545.0	(CDCl ₃) 1.25 (3H, t), 2.01-2.03 (3H, m), 2.25 (3H, s), 2.30-2.37 (1H, m), 2.65 (1H, dd), 2.80 (1H, dd), 3.27-3.41 (2H, m), 3.47 (1H, dd), 3.65-3.79 (2H, m), 3.85 (3H, s), 3.86-3.90 (1H, m), 4.64-4.67 (1H, m), 4.71-4.80 (1H, m), 5.18-5.22 (1H, m), 5.54 (1H, d), 6.83 (1H, d), 6.90-6.97 (2H, m), 7.19 (1H, t), 7.24-7.28 (1H, m), 7.90 (1H, d), 8.77 (1H, d)
I-57	524.0	(CDCl ₃) 1.12 (9H, s), 1.31 (3H, t), 1.93-2.20 (3H, m), 2.35-2.46 (2H, m), 2.79-2.86 (1H, m), 3.65-3.74 (2H, m), 3.87-3.96 (2H, m), 3.95 (3H, s), 4.65-4.74 (2H, m), 4.89 (1H, d), 5.47 (1H, d), 6.76 (1H, d), 7.03 (1H, d), 7.30 (1H, t), 7.48 (1H, d)
I-58	530.4	(CDCl ₃) 1.10 (9H, s), 1.28 (3H, t), 1.43-1.56 (1H, m), 1.79-1.86 (3H, m), 1.99 (1H, brd), 2.29 (3H, s), 2.30-2.37 (1H, m), 2.83 (1H, dd), 3.02 (1H, brs), 3.66-3.74 (1H, m), 3.87 (3H, s), 3.88-3.94 (1H, m), 4.16 (1H, brs), 4.54 (1H, brs), 4.66-4.74 (1H, m), 4.97 (1H, d), 5.46 (1H, d), 6.44 (1H, brd), 6.93 (1H, d), 7.00 (1H, d), 7.22 (1H, t), 7.78 (1H, brd)

No.	M+1 (obs)	¹ H-NMR
I-59	520.5	(CDCl ₃) 1.13 (9H, s), 1.29 (3H, t), 1.76-1.90 (3H, m), 2.00 (1H, brd), 2.35 (1H, dd), 2.83 (1H, dd), 3.66-3.74 (1H, m), 3.87-3.94 (1H, m), 4.15 (1H, s), 4.54 (1H, brs), 4.62-4.78 (1H, m), 4.99 (1H, d), 5.46 (1H, d), 6.92 (1H, brd), 7.33-7.46 (3H, m), 7.69 (1H, brdd), 7.77 (1H, brd)
I-60	577.5	(CDCl ₃) 1.12 (9H, s), 1.26-1.31 (3H, m), 1.43-1.45 (1H, m), 1.83 (3H, brs), 1.99 (1H, brd), 2.06 (1H, m), 2.23 (3H, s), 2.34 (1H, brdd), 2.83 (1H, brdd), 3.01 (1H, brs), 3.66-3.74 (1H, m), 3.87-3.95 (1H, m), 4.12-4.19 (1H, m), 4.53 (1H, brs), 4.65-4.76 (1H, m), 4.98 (1H, d), 5.45-5.47 (1H, m), 7.08 (1H, brd), 7.30 (1H, m), 7.37 (1H, brd), 7.73-7.75 (1H, m), 7.80-7.82 (2H, m)
I-61	591.5	(CDCl ₃) 1.14 (9H, s), 1.22-1.30 (6H, m), 1.54-1.57 (1H, m), 1.77-1.85 (3H, m), 1.97 (1H, d), 2.30-2.45 (3H, m), 2.75-2.84 (1H, m), 3.00 (1H, s), 3.63-3.72 (1H, m), 3.84-3.93 (1H, m), 4.10-4.16 (1H, m), 4.51 (1H, s), 4.64-4.71 (1H, m), 4.96 (1H, d), 5.45 (1H, d), 7.05 (1H, d), 7.26 (1H, s), 7.36 (1H, d), 7.73 (1H, d), 7.80 (1H, d), 7.82 (1H, s)
I-62	605.6	(CDCl ₃) 1.15 (9H, s), 1.3 (3H, t), 1.35 (6H, d), 1.4-1.55 (3H, m), 1.8-1.95 (3H, m), 2.0-2.1 (1H, m), 2.3-2.4 (1H, m), 2.65-2.75 (1H, m), 2.8-2.9 (1H, m), 3.05 (1H, s), 3.7-3.8 (1H, m), 3.9-4.0 (1H, m), 4.2 (1H, s), 4.55 (1H, s), 4.7-4.8 (1H, m), 5.0 (1H, d), 5.5 (1H, d), 6.6 (1H, d), 7.3-7.45 (2H, m), 7.75 (1H, d), 7.85 (1H, s), 8.55 (1H, d)

-113-

No.	M+1 (obs)	¹ H-NMR
I-63	534.4	(CDCl ₃) 1.13 (9H, s), 1.31 (3H, t), 1.42-1.48 (1H, m), 1.56 (1H, brs), 1.77-1.83 (3H, m), 1.99 (1H, brd), 2.35 (1H, dd), 2.83 (1H, dd), 3.01 (1H, brs), 3.67-3.76 (1H, m), 3.88-3.99 (4H, m), 4.14 (1H, brs), 4.52 (1H, brs), 4.65-4.73 (1H, m), 5.00 (1H, dd), 5.47 (1H, d), 7.10-7.21 (2H, m), 7.34-7.39 (1H, m), 7.56-7.61 (1H, m), 7.89 (1H, d)
I-64	520.5	(CDCl ₃) 1.03 (3H, d), 1.10 (3H, d), 1.32 (3H, t), 1.50 (1H, m), 1.59 (1H, m), 1.812-1.84 (3H, m), 2.0 (1H, m), 2.15 (1H, m), 2.36 (1H, m), 2.83 (1H, m), 3.02 (1H, br s), 3.69 (1H, m), 3.90-3.95 (4H, m), 4.13 (1H, br s), 4.40 (1H, br s), 4.67 (1H, m), 4.97 (1H, m), 5.47 (1H, d), 7.12-7.21 (2H, m), 7.28 (1H, m), 7.59 (1H, m), 7.80 (1H, m)
I-65	530.9	(DMSO) 0.91-2.40 (23H, m), 2.95-3.40 (2H, m), 3.51-3.81 (5H, m), 4.00-4.71 (3H, m), 5.29 (1H, m), 6.80 (1H, d), 7.00 (1H, d), 7.19 (1H, t), 7.94 (1H, d), 8.48 (1H, d)
I-66	522.8	(DMSO) 0.95-1.20 (12H, m), 1.24-1.40 (2H, m), 1.41-2.40 (6H, m), 3.05 (1H, m), 3.50-3.80 (3H, m), 4.15 (1H, m), 4.60 (1H, m), 4.70 (1H, d), 5.30 (1H, s), 7.28-7.50 (4H, m), 8.35 (1H, d), 8.48 (1H, d)
I-67	577.5	(CDCl ₃) δ 1.10 (9H, s), 1.26-1.33 (3H, m), 1.43-1.45 (1H, m), 1.74-1.83 (2H, m), 2.01 (1H, brd), 2.06 (1H, m), 2.30 (3H, s), 2.37 (1H, brdd), 2.85 (1H, brdd), 2.99 (1H, brs), 3.69-3.76 (1H, m), 3.89-3.97 (1H, m), 4.11-4.31 (2H, m), 4.53 (1H, brs), 4.65-4.76 (1H, m), 4.95 (1H, d), 5.45-5.47 (1H, m), 6.75 (1H, brd), 7.67-7.69 (2H, m), 7.78 (1H, brs), 7.92 (1H, m), 8.55 (1H, brd)

-114-

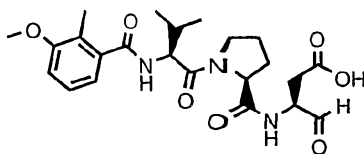
No.	M+1 (obs)	¹ H-NMR
I-68	577.5	(CDCl ₃) 1.10 (9H, s), 1.26-1.33 (3H, m), 1.43-1.45 (1H, m), 1.74-1.83 (2H, m), 2.01 (1H, brd), 2.06 (1H, m), 2.30 (3H, s), 2.37 (1H, brdd), 2.85 (1H, brdd), 2.99 (1H, brs), 3.69-3.76 (1H, m), 3.89-3.97 (1H, m), 4.11-4.31 (2H, m), 4.53 (1H, brs), 4.65-4.76 (1H, m), 4.95 (1H, d), 5.45-5.47 (1H, m), 6.75 (1H, brd), 7.67-7.69 (2H, m), 7.78 (1H, brs), 7.92 (1H, m), 8.55 (1H, brd)
I-69	591.5	(CDCl ₃) 1.10 (9H, s), 1.26-1.33 (6H, m), 1.42-1.16 (1H, m), 1.55-1.83 (4H, m), 2.01 (1H, brd), 2.36 (1H, dd), 2.53 (2H, q), 2.83 (1H, dd), 2.99 (1H, brs), 3.69-3.76 (1H, m), 3.89-3.96 (1H, m), 4.11 (1H, s), 4.53 (1H, brs), 4.66-4.77 (1H, m), 4.95 (1H, d), 5.48 (1H, d), 6.76 (1H, d), 7.67-7.74 (2H, m), 8.80 (1H, s), 7.90 (1H, d), 8.58 (1H, d)
I-70	537.4	(CDCl ₃) 1.12 (9H, s), 1.23-1.30 (3H, m), 1.36-1.41 (1H, m), 1.73-1.84 (3H, m), 1.98-2.03 (1H, m), 2.33-2.41 (1H, m), 2.75-2.83 (1H, m), 2.96 (1H, brs), 3.65-3.73 (1H, m), 3.84-3.93 (1H, m), 4.11 (1H, brs), 4.56 (1H, s), 4.63-4.71 (1H, m), 4.96-4.99 (1H, m), 5.43-5.46 (1H, m), 7.64-7.72 (2H, m), 7.79-7.87 (3H, m), 8.48-8.52 (1H, m), 8.90 (1H, brd), 9.51 (1H, d)
I-71	535.6	(CDCl ₃) 1.09 (9H, s), 1.32 (3H, t), 1.41-1.71 (5H, m), 1.76-1.87 (3H, m), 2.00 (1H, brd), 2.37 (1H, dd), 2.83 (1H, dd), 2.98 (1H, brs), 3.68-3.77 (1H, m), 3.89-3.97 (1H, m), 4.11 (1H, s), 4.54 (1H, brs), 4.67-4.74 (1H, m), 4.95 (1H, d), 5.48 (1H, d), 6.64 (1H, brd), 6.78 (1H, d), 7.54 (1H, dd), 7.71 (1H, brd), 7.78 (1H, d)

-115-

No.	M+1 (obs)	¹ H-NMR
I-72	521.5	(CDCl ₃) 1.05 (3H, d), 1.15 (3H, d), 1.35 (3H, t), 1.5-1.6 (1H, m), 1.6-1.7 (1H, m), 1.8-1.9 (2H, s), 2.0-2.05 (1H, m), 2.15-2.25 (1H, m), 2.35-2.45 (1H, m), 2.8-2.9 (1H, m), 2.95 (1H, s), 3.7-3.8 (1H, m), 3.9-4.0 (1H, m), 4.1 (1H, s), 4.45 (3H, s), 4.7-4.8 (1H, m), 4.9-4.95 (1H, m), 5.55 (1H, d), 6.7 (1H, d), 6.85 (1H, d), 7.65 (1H, d), 7.75 (1H, d), 7.82 (1H, s)
I-73	537.4	(CDCl ₃) 1.14 (9H, s), 1.25 (3H, t), 1.40-1.46 (1H, m), 1.77-1.89 (3H, m), 1.98-2.02 (1H, m), 2.34 (1H, dd), 2.99-3.05 (1H, m), 3.62-3.69 (1H, m), 3.83-3.91 (1H, m), 4.12 (1H, s), 4.29-4.34 (1H, m), 4.59 (1H, s), 4.99 (1H, d), 5.38 (1H, s), 7.67-7.76 (2H, m), 7.86 (2H, dd), 8.13 (1H, d), 8.56 (1H, d), 8.96 (1H, d), 9.56 (1H, d)

Example II-1

(*S,S,S*)-(3*S*)-({1-[(2*S*)-(3-Methoxy-2-methyl-benzoylamino)-3-methyl-butyryl]-pyrrolidine-(2*S*)-carbonyl}-amino)-4-oxo-butyric acid

**[0177] Method I**

(*S,S,S,R*)-1-[(2*S*)-(3-Methoxy-2-methyl-benzoylamino)-3-methyl-butyryl]-pyrrolidine-(2*S*)-carboxylic acid [(2*R*)-ethoxy-5-oxo-tetrahydro-furan-(3*S*)-yl]-amide (97.6mg, 0.20mmol) was dissolved in a mixture of 2M HCl (2ml) and MeCN (2ml). The reaction mixture was stirred at room temperature for 2.5 hours. The resulting crude mixture was diluted with EtOAc and washed with water. The aqueous layer was extracted twice with EtOAc. The combined organic extracts were washed with brine, dried over magnesium sulfate, filtered and concentrated in

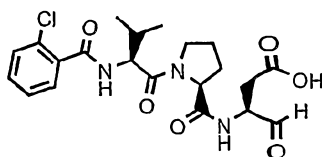
-116-

vacuo. The residue was co-evaporated with DCM/Petrol to afford the title compound as a white solid (81.3mg, 88% yield).

[0178] Compounds of formula **II-2** to **II-61** have been prepared by methods substantially similar to those described in Example **II-1**.

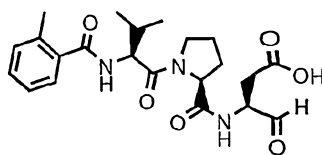
Example II-2

(*S,S,S*)-(3*S*)-({1-[(2*S*)-(2-Chloro-benzoylamino)-3-methyl-buteryl]-pyrrolidine-(2*S*)-carbonyl}-amino)-4-oxo-butyrlic acid



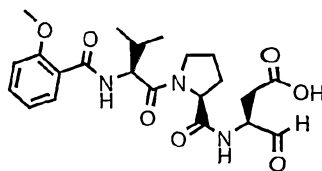
Example II-3

(*S,S,S*)-(3*S*)-({1-[3-Methyl-(2*S*)-(2-methyl-benzoylamino)-buteryl]-pyrrolidine-(2*S*)-carbonyl}-amino)-4-oxo-butyrlic acid



Example II-4

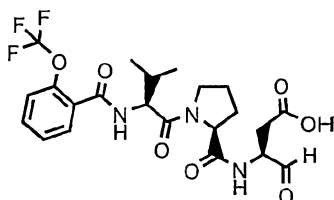
(*S,S,S*)-(3*S*)-({1-[(2*S*)-(2-methoxy-benzoylamino)-3-methyl-buteryl]-pyrrolidine-(2*S*)-carbonyl}-amino)-4-oxo-butyrlic acid



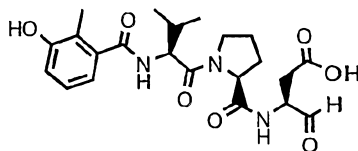
-117-

Example II-5

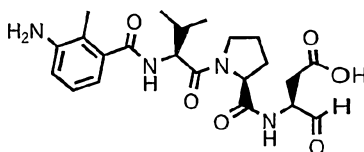
(*S,S,S*)-(3*S*)-({1-[3-Methyl-(2*S*)-(2-trifluoromethoxy-benzoylamino)-butyryl]-pyrrolidine-(2*S*)-carbonyl}-amino)-4-oxo-butyrlic acid

Example II-6

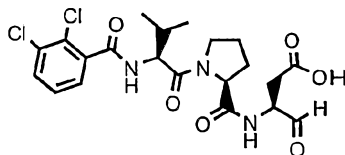
(*S,S,S*)-(3*S*)-({1-[(2*S*)-(3-Hydroxy-2-methyl-benzoylamino)-3-methyl-butyl]-pyrrolidine-(2*S*)-carbonyl}-amino)-4-oxo-butyrlic acid

Example II-7

(*S,S,S*)-(3*S*)-({1-[(2*S*)-(3-Amino-2-methyl-benzoylamino)-3-methyl-butyl]-pyrrolidine-(2*S*)-carbonyl}-amino)-4-oxo-butyrlic acid

Example II-8

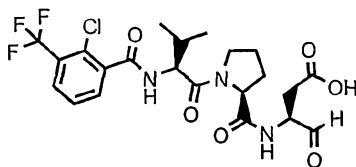
(*S,S,S*)-(3*S*)-({1-[(2*S*)-(2,3-Dichloro-benzoylamino)-3-methyl-butyl]-pyrrolidine-(2*S*)-carbonyl}-amino)-4-oxo-butyrlic acid



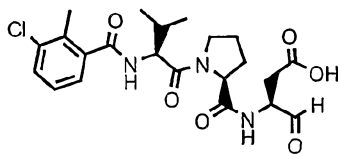
-118-

Example II-9

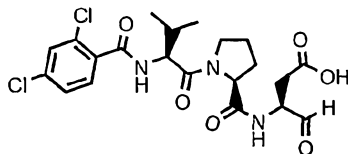
(*S,S,S*)-(3*S*)-({1-[(2*S*)-(2-Chloro-3-trifluoromethyl-benzoylamino)-3-methyl-butyryl]-pyrrolidine-(2*S*)-carbonyl}-amino)-4-oxo-butyric acid

Example II-10

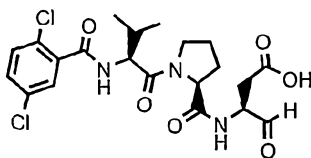
(*S,S,S*)-(3*S*)-({1-[(2*S*)-(3-Chloro-2-methyl-benzoylamino)-3-methyl-butyryl]-pyrrolidine-(2*S*)-carbonyl}-amino)-4-oxo-butyric acid

Example II-11

(*S,S,S*)-(3*S*)-({1-[(2*S*)-(2,4-Dichloro-benzoylamino)-3-methyl-butyryl]-pyrrolidine-(2*S*)-carbonyl}-amino)-4-oxo-butyric acid

Example II-12

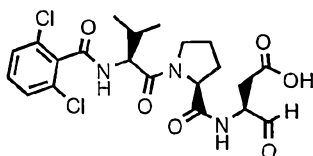
(*S,S,S*)-(3*S*)-({1-[(2*S*)-(2,5-Dichloro-benzoylamino)-3-methyl-butyryl]-pyrrolidine-(2*S*)-carbonyl}-amino)-4-oxo-butyric acid



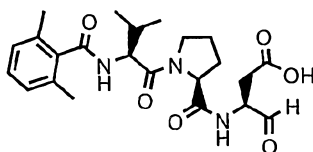
-119-

Example II-13

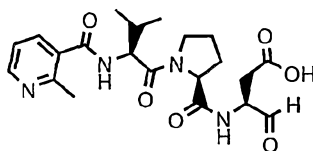
(*S,S,S*)-(3*S*)-({1-[(2*S*)-(2,6-Dichloro-benzoylamino)-3-methyl-butyl]-pyrrolidine-(2*S*)-carbonyl}-amino)-4-oxo-butylric acid

Example II-14

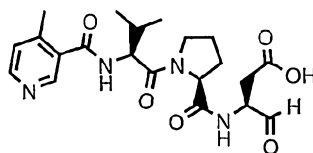
(*S,S,S*)-(3*S*)-({1-[(2*S*)-(2,6-Methyl-benzoylamino)-3-methyl-butyl]-pyrrolidine-(2*S*)-carbonyl}-amino)-4-oxo-butylric acid

Example II-15

(*S,S,S*)-(3*S*)-[(1-{3-Methyl-(2*S*)-[(2-methyl-pyridine-3-carbonyl)-amino]-butyl}-pyrrolidine-(2*S*)-carbonyl)-amino]-4-oxo-butylric acid

Example II-16

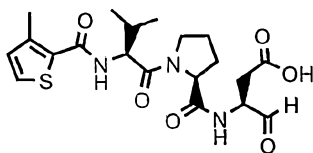
(*S,S,S*)-(3*S*)-[(1-{3-Methyl-(2*S*)-[(4-methyl-pyridine-3-carbonyl)-amino]-butyl}-pyrrolidine-(2*S*)-carbonyl)-amino]-4-oxo-butylric acid



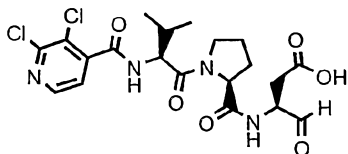
-120-

Example II-17

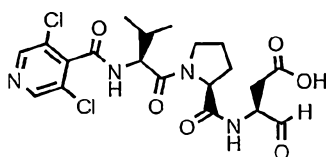
(*S,S,S*)-(3*S*)-[(1-{3-Methyl-(2*S*)-[(3-methyl-thiophene-2-carbonyl)-amino]-butyryl}-pyrrolidine-(2*S*)-carbonyl)-amino]-4-oxo-butyric acid

Example II-18

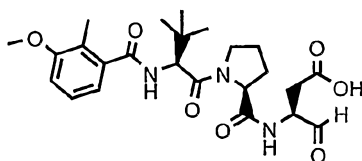
(*S,S,S*)-(3*S*)-[(1-{(2*S*)-[(2,3-Dichloro-pyridine-4-carbonyl)-amino]-3-methyl-butyl}-pyrrolidine-(2*S*)-carbonyl)-amino]-4-oxo-butyric acid

Example II-19

(*S,S,S*)-(3*S*)-[(1-{(2*S*)-[(3,5-Dichloro-pyridine-4-carbonyl)-amino]-3-methyl-butyl}-pyrrolidine-(2*S*)-carbonyl)-amino]-4-oxo-butyric acid

Example II-20

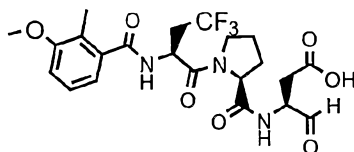
(*S,S,S*)-(3*S*)-[(1-{(2*S*)-[(3-Methoxy-2-methyl-benzoylamino)-3,3-dimethyl-butyl]-pyrrolidine-(2*S*)-carbonyl)-amino]-4-oxo-butyric acid



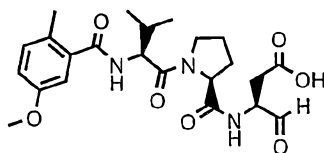
-121-

Example II-21

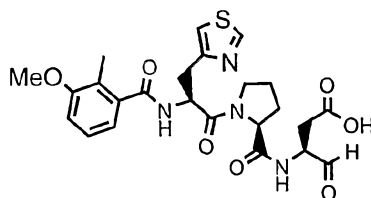
(*S,S,S*)-4-Oxo-(3*S*)-({1-[4,4,4-trifluoro-(2*S*)-(2-methyl-3-methoxy-benzoylamino)-butyryl]-pyrrolidine-(2*S*)-carbonyl}-amino)-butyric acid

Example II-22

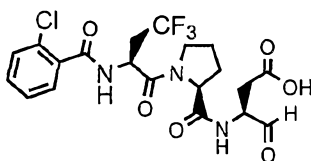
(*S,S,S*)-(3*S*)-({1-[(2*S*)-(5-Methoxy-2-methyl-benzoylamino)-3-methyl-butyryl]-pyrrolidine-(2*S*)-carbonyl}-amino)-4-oxo-butyrlic acid

Example II-23

(*S,S,S*)-(3*S*)-({1-[(2*S*)-(3-Methoxy-2-methyl-benzoylamino)-3-thiazol-4-yl-propionyl]-pyrrolidine-(2*S*)-carbonyl}-amino)-4-oxo-butyrlic acid

Example II-24

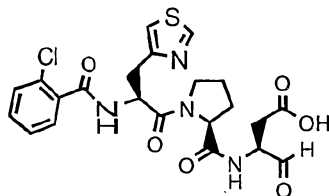
(*S,S,S*)-(3*S*)-({1-[(2*S*)-(2-Chloro-benzoylamino)-4,4,4-trifluoro-butyryl]-pyrrolidine-(2*S*)-carbonyl}-amino)-4-oxo-butyrlic acid



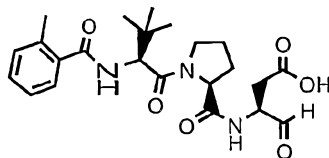
-122-

Example II-25

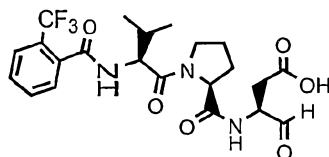
(*S,S,S*)-(3*S*)-({1-[(2*S*)-(2-Chloro-benzoylamino)-3-thiazol-4-yl-propionyl]-pyrrolidine-(2*S*)-Carbonyl}-amino)-4-oxo-butyric acid

Example II-26

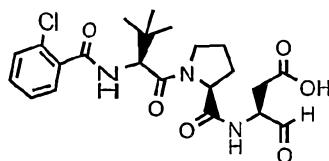
(*S,S,S*)-(3*S*)-({1-[3,3-Dimethyl-(2*S*)-(2-methyl-benzoylamino)-butyryl]-pyrrolidine-(2*S*)-carbonyl}-amino)-4-oxo-butyric acid

Example II-27

(*S,S,S*)-(3*S*)-({1-[3-Methyl-(2*S*)-(2-trifluoromethyl-benzoylamino)-butyryl]-pyrrolidine-(2*S*)-carbonyl}-amino)-4-oxo-butyric acid

Example II-28

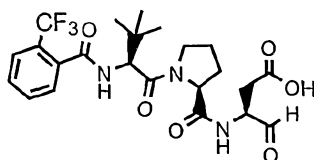
(*S,S,S*)-(3*S*)-({1-[(2*S*)-(2-Chloro-benzoylamino)-3,3-dimethyl-butyl]-pyrrolidine-(2*S*)-carbonyl}-amino)-4-oxo-butyric acid



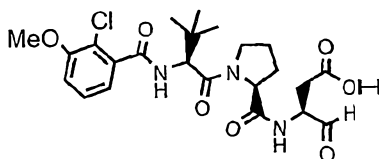
-123-

Example II-29

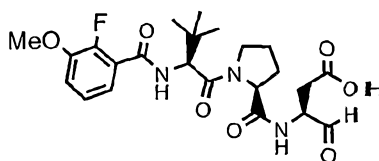
(*S,S,S*)-(3*S*)-({1-[3,3-Dimethyl-(2*S*)-(2-trifluoromethyl-benzoylamino)-butyryl]-pyrrolidine-(2*S*)-carbonyl}-amino)-4-oxo-butyric acid

Example II-30

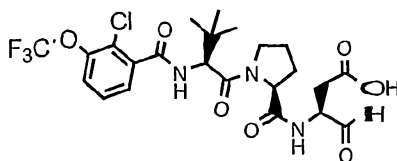
(*S,S,S*)-(3*S*)-({1-[(2*S*)-(2-Chloro-3-methoxy-benzoylamino)-3,3-dimethyl-butyl]-pyrrolidine-(2*S*)-carbonyl}-amino)-4-oxo-butyric acid

Example II-31

(*S,S,S*)-(3*S*)-({1-[(2*S*)-(2-Fluoro-3-methoxy-benzoylamino)-3,3-dimethyl-butyl]-pyrrolidine-(2*S*)-carbonyl}-amino)-4-oxo-butyric acid

Example II-32

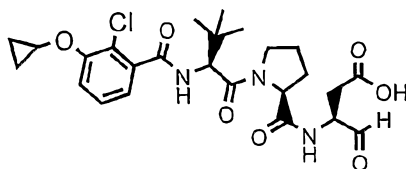
(*S,S,S*)-(3*S*)-({1-[(2*S*)-(2-Chloro-3-trifluoromethoxy-benzoylamino)-3,3-dimethyl-butyl]-pyrrolidine-(2*S*)-carbonyl}-amino)-4-oxo-butyric acid



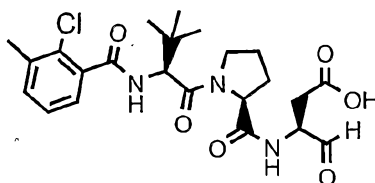
-124-

Example II-33

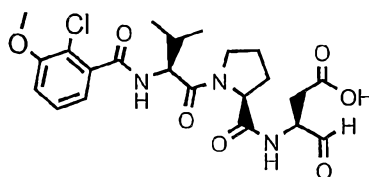
(*S,S,S*)-(3*S*)-({1-[(2*S*)-(2-Chloro-3-cyclopropyloxy-benzoylamino)-3,3-dimethyl-butyryl]-pyrrolidine-(2*S*)-carbonyl}-amino)-4-oxo-butyric acid

Example II-34

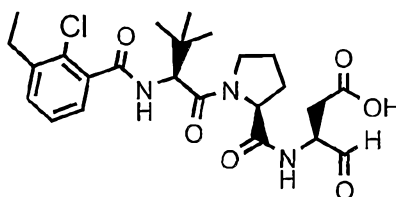
(*S,S,S*)-(3*S*)-({1-[(2*S*)-(2-Chloro-3-methyl -benzoylamino)-3,3-dimethyl-butyryl]-pyrrolidine-(2*S*)-carbonyl}-amino)-4-oxo-butyric acid

Example II-35

(*S,S,S*)-(3*S*)-({1-[(2*S*)-(2-chloro-3-methoxy -benzoylamino)-3-methyl-butyryl]-pyrrolidine-(2*S*)-carbonyl}-amino)-4-oxo-butyric acid

Example II-36

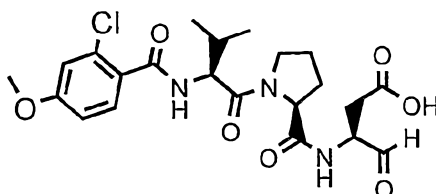
(*S,S,S*)-(3*S*)-({1-[(2*S*)-(2-Chloro-3-ethyl -benzoylamino)-3,3-dimethyl-butyryl]-pyrrolidine-(2*S*)-carbonyl}-amino)-4-oxo-butyric acid



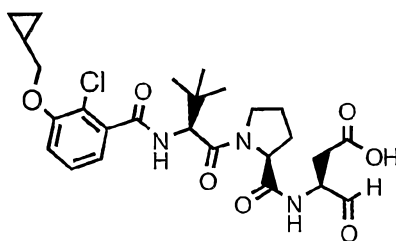
-125-

Example II-37

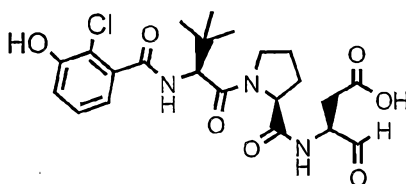
(*S,S,S*)-(3*S*)-({1-[(2*S*)-(2-chloro-4-methoxy -benz oylamino)-3-methyl-butryl]-pyrrolidine-(2*S*)-carbonyl}-amino)-4-oxo-butrylic acid

Example II-38

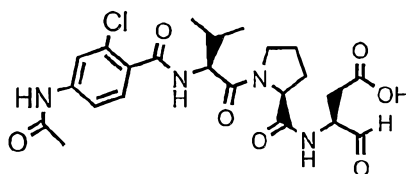
(*S,S,S*)-(3*S*)-({1-[(2*S*)-(2-Chloro-3-cyclopropylmethoxy -benzoylamino)-3,3-dimethyl-butryl]-pyrrolidine-(2*S*)-carbonyl}-amino)-4-oxo-butrylic acid

Example II-39

(*S,S,S*)-(3*S*)-({1-[(2*S*)-(2-Chloro-3-hydroxy -benz oylamino)-3,3-dimethyl-butryl]-pyrrolidine-(2*S*)-carbonyl}-amino)-4-oxo-butrylic acid

Example II-40

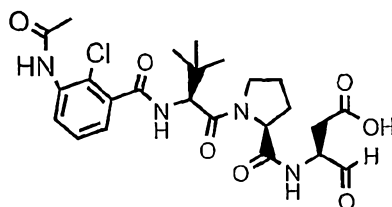
(*S,S,S*)-(3*S*)-({1-[(2*S*)-(2-chloro-4-acetamido -benzoylamino)-3-methyl-butryl]-pyrrolidine-(2*S*)-carbonyl}-amino)-4-oxo-butrylic acid



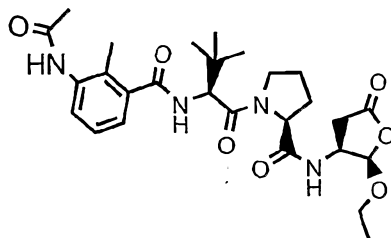
-126-

Example II-41

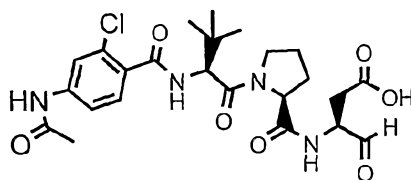
(*S,S,S*)-(3*S*)-({1-[(2*S*)-(2-chloro-3-acetamido-benzoylamino)-3,3-dimethyl-butyryl]-pyrrolidine-(2*S*)-carbonyl}-amino)-4-oxo-butyric acid

Example II-42

(*S,S,S*)-(3*S*)-({1-[(2*S*)-(2-methyl-3-acetamido-benzoylamino)-3,3-dimethyl-butyryl]-pyrrolidine-(2*S*)-carbonyl}-amino)-4-oxo-butyric acid

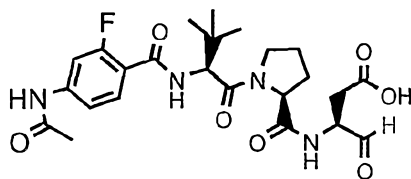
Example II-43

(*S,S,S*)-(3*S*)-({1-[(2*S*)-(2-chloro-4-acetamido-benzoylamino)-3,3-dimethyl-butyryl]-pyrrolidine-(2*S*)-carbonyl}-amino)-4-oxo-butyric acid

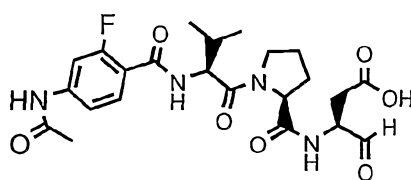
Example II-44

(*S,S,S*)-(3*S*)-({1-[(2*S*)-(2-fluoro-4-acetamido-benzoylamino)-3,3-dimethyl-butyryl]-pyrrolidine-(2*S*)-carbonyl}-amino)-4-oxo-butyric acid

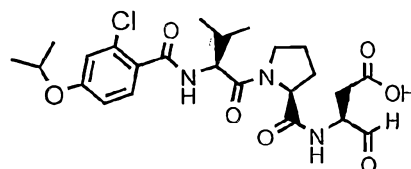
-127-

Example II-45

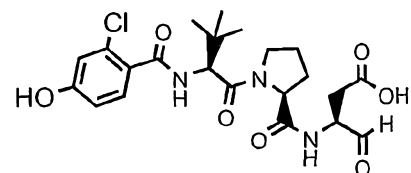
(*S,S,S*)-(3*S*)-({1-[(2*S*)-(2-fluoro-4-acetamido-benzoylamino)-3-methyl-butyryl]-pyrrolidine-(2*S*)-carbonyl}-amino)-4-oxo-butyrac acid

Example II-46

(*S,S,S*)-(3*S*)-({1-[(2*S*)-(2-chloro-4-isopropoxy-benzoylamino)-3-methyl-butyryl]-pyrrolidine-(2*S*)-carbonyl}-amino)-4-oxo-butyrac acid

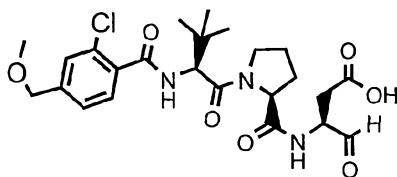
Example II-47

(*S,S,S*)-(3*S*)-({1-[(2*S*)-(2-chloro-4-hydroxy-benzoylamino)-3,3-dimethyl-butyryl]-pyrrolidine-(2*S*)-carbonyl}-amino)-4-oxo-butyrac acid

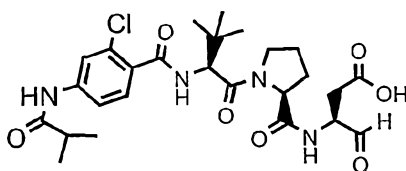
Example II-48

(*S,S,S*)-(3*S*)-({1-[(2*S*)-(2-chloro-4-methoxymethyl-benzoylamino)-3,3-dimethyl-butyryl]-pyrrolidine-(2*S*)-carbonyl}-amino)-4-oxo-butyrac acid

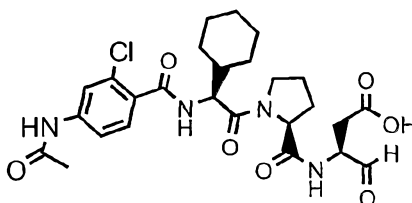
-128-

Example II-49

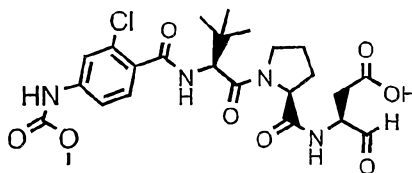
(*S,S,S*)-(3*S*)-({1-[(2*S*)-(2-chloro-4-isobutyrylamido)-benzoylamino]-3,3-dimethyl-butyryl]-pyrrolidine-(2*S*)-carbonyl}-amino)-4-oxo-butyrlic acid

Example II-50

(*S,S,S*)-(3*S*)-({1-[(2*S*)-(2-chloro-4-acetamido-benzoylamino)-3-cyclohexyl]-pyrrolidine-(2*S*)-carbonyl}-amino)-4-oxo-butyrlic acid

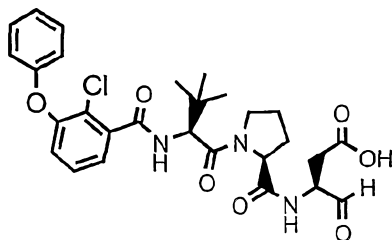
Example II-51

(*S,S,S*)-(3*S*)-({1-[(2*S*)-(2-chloro-4-methoxycarbonylamino)-benzoylamino]-3,3-dimethyl-butyryl]-pyrrolidine-(2*S*)-carbonyl}-amino)-4-oxo-butyrlic acid

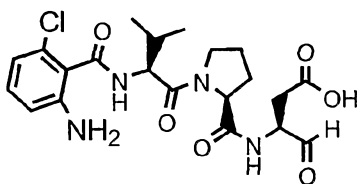
Example II-52

(*S,S,S*)-(3*S*)-({1-[(2*S*)-(2-chloro-3-phenoxy-benzoylamino)-3,3-dimethyl-butyryl]-pyrrolidine-(2*S*)-carbonyl}-amino)-4-oxo-butyrlic acid

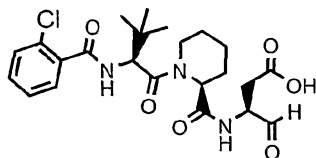
-129-

Example II-53

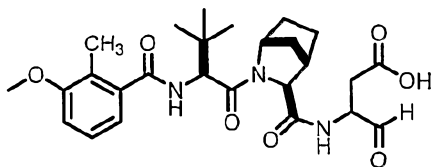
(*S,S,S*)-(3*S*)-({1-[(2*S*)-(2-chloro-6-amino-benzoylamino)-3-methyl-buteryl]-pyrrolidine-(2*S*)-carbonyl}-amino)-4-oxo-butyrlic acid

Example II-54

(*S,S,S*)-(3*S*)-({1-[(2*S*)-(2-chloro-benzoylamino)-3,3-dimethyl-buteryl]-piperidine-(2*S*)-carbonyl}-amino)-4-oxo-butyrlic acid

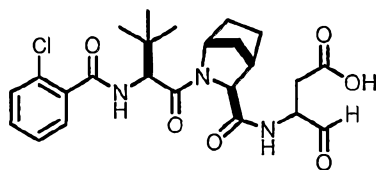
Example I-55

(3*S*)-({2-[(2*S*)-(3-Methoxy-2-methyl-benzoylamino)-3,3-dimethyl-buteryl]-2-(1*S*,4*R*)-aza-bicyclo[2.2.1]heptane-(3*S*)-carbonyl}-amino)-4-oxo-butyrlic acid

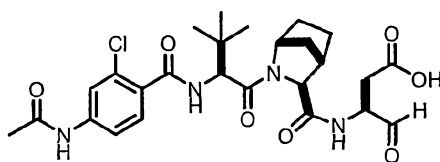
Example II-56

(3*S*)-({2-[(2*S*)-(2-Chloro-benzoylamino)-3,3-dimethyl-buteryl]-2-(1*S*,4*R*)-aza-bicyclo[2.2.1]heptane-(3*S*)-carbonyl}-amino)-4-oxo-butyrlic acid

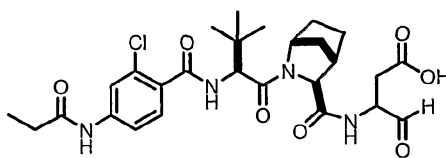
-130-

Example II-57

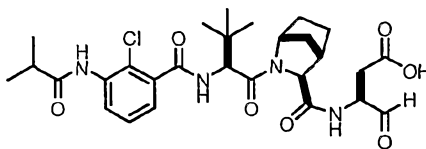
(3S)-({2-[(2S)-[4-(2-chlorobenzoylamino)-3,3-dimethylbutyryl]-2-(1S,4R)-aza-bicyclo[2.2.1]heptan-3-yl]amino}-4-oxobutanoic acid

Example II-58

(3S)-({2-[(2S)-[2-(4-chloropropionylamino)-2-chlorobenzoyl]-2-(1S,4R)-aza-bicyclo[2.2.1]heptan-3-yl]amino}-4-oxobutanoic acid

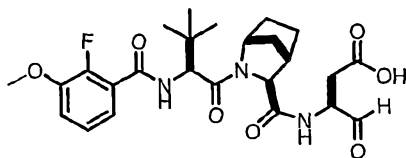
Example II-59

(3S)-({2-[(2S)-[2-(4-chloroisobutyrylamino)-2-chlorobenzoyl]-2-(1S,4R)-aza-bicyclo[2.2.1]heptan-3-yl]amino}-4-oxobutanoic acid

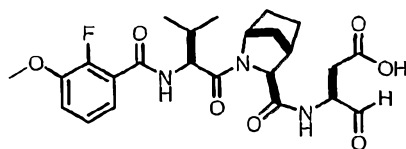
Example II-60

(3S)-({2-[(2S)-[2-(4-fluoro-3-methoxybenzoylamino)-3,3-dimethylbutyryl]-2-(1S,4R)-aza-bicyclo[2.2.1]heptan-3-yl]amino}-4-oxobutanoic acid

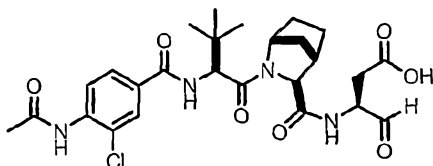
-131-

Example II-61

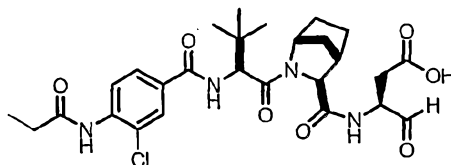
(3S)-({2-[(2S)-(2-Fluoro-3-methoxy-benzoylamino)-3-methyl-buteryl]-2-(1S,4R)-aza-bicyclo[2.2.1]heptane-(3S)-carbonyl}-amino)-4-oxo-butyrlic acid

Example II-62

(3S)-({2-[(2S)-(4-Acetylamino-3-chloro-benzoylamino)-3,3-dimethyl-buteryl]-2-(1S,4R)-aza-bicyclo[2.2.1]heptane-(3S)-carbonyl}-amino)-4-oxo-butyrlic acid

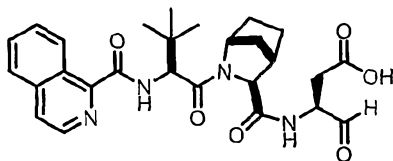
Example II-63

(3S)-({2-[(2S)-(3-Chloro-4-propionylamino-benzoylamino)-3,3-dimethyl-buteryl]-2-(1S,4R)-aza-bicyclo[2.2.1]heptane-(3S)-carbonyl}-amino)-4-oxo-butyrlic acid

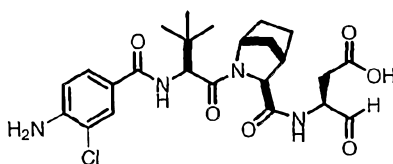


Example II-64

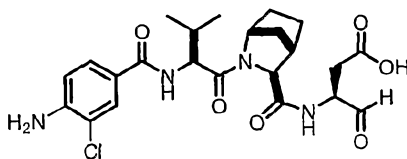
(3S)-({2-[(2S)-(Isoquinolin-1-ylcarbonylamino)-3,3-dimethylbutyryl]-2-(1S,4R)-aza-bicyclo[2.2.1]heptane-(3S)-carbonyl}-amino)-4-oxo-butyric acid

Example II-65

(3S)-({2-[(2S)-(4-Amino-3-chloro-benzoylamino)-3,3-dimethylbutyryl]-2-(1S,4R)-aza-bicyclo[2.2.1]heptane-(3S)-carbonyl}-amino)-4-oxo-butyric acid

Example II-66

(3S)-({2-[(2S)-(4-Amino-3-chloro-benzoylamino)-3-methylbutyryl]-2-(1S,4R)-aza-bicyclo[2.2.1]heptane-(3S)-carbonyl}-amino)-4-oxo-butyric acid



[0179] The characterization data for compounds **II-1** to **II-66** is summarized in Table 4 below and includes HPLC, LC/MS (observed) and ¹H NMR data. ¹H NMR data was obtained at 400 MHz, and was found to be consistent with structure.

Table 4. Characterization Data for Selected Compounds of Formula II (According to Compound Number)

No.	M+1 (obs)	¹ H-NMR
II-1	462.1	(DMSO- <i>d</i> ₆) 0.82-0.98 (6H, m), 1.89-2.07 (5H, m), 2.10 (3H, s), 3.0 (1H, m), 3.63 (1H, m), 3.79 (3H, s), 3.88 (1H, m), 4.00 (1H, m), 4.25 (1H, m), 4.40-4.44 (2H, m), 5.45 (1H, br s), 6.83 (1H, d), 7.00 (1H, d), 7.19 (1H, t), 7.77 (1H, br s), 8.32-8.50 (2H, m)
II-2	452.0	(DMSO- <i>d</i> ₆) 0.95-0.99 (6H, m), 1.87-2.09 (5H, m), 3.00 (1H, m), 3.64 (1H, m), 3.85 (1H, m), 4.04 (1H, m), 4.25 (1H, m), 4.40 (1H, m), 4.47 (1H, m), 5.45 (1H, m), 7.34-7.49 (4H, m), 7.78 (1H, m), 8.40 (1H, m), 8.64 (1H, m)
II-3	432.1	(DMSO- <i>d</i> ₆) 0.94-0.99 (6H, m), 1.87-2.09 (5H, m), 2.30 (3H, s), 2.90 (1H, m), 3.64 (1H, m), 3.88 (1H, m), 4.03 (1H, m), 4.30 (1H, m), 4.44 (1H, m), 5.45 (1H, m), 7.19-7.33 (4H, m), 7.77 (1H, br s), 8.35-8.40 (2H, m)
II-4	448.0	(CD ₃ OD) 1.05-1.18 (6H, m), 2.00-2.30 (5H, m), 2.52-2.75 (2H, m), 3.66-3.83 (1H, m), 3.92-4.03 (1H, m), 4.26-4.35 (1H, m), 4.45-4.55 (1H, m), 4.61-4.70 (1H, m), 4.78-4.85 (1H, m), 7.13 (1H, t), 7.21 (1H, d), 7.57 (1H, t), 8.00 (1H, d), 8.69 (1H, d)
II-5	502.0	(CD ₃ OD) 0.98-1.15 (6H, m), 1.95-2.26 (5H, m), 2.54-2.76 (2H, m), 3.73-3.84 (1H, m), 3.99-4.06 (1H, m), 4.21-4.32 (1H, m), 4.45-4.53 (1H, m), 4.60-4.70 (2H, m), 7.30-4.47 (2H, m), 7.54-7.64 (2H, m)
II-6	448.1	(DMSO- <i>d</i> ₆) 0.92-0.98 (6H, m), 1.85-2.04 (5H, m), 2.07 (3H, s), 3.00 (1H, m), 3.63 (1H, m), 3.87 (1H, m), 4.03 (1H, m), 4.25 (1H, m), 4.41 (1H, m), 5.45 (1H, m), 6.68 (1H, m), 6.82 (1H, m), 7.01 (1H, m), 7.81 (1H, m), 8.25 (1H, d), 8.40 (1H, m), 9.5 (1H, m)

No.	M+1 (obs)	¹ H-NMR
II-7	447.0	(CD ₃ OD) 1.02-1.18 (6H, m), 1.88-2.28 (5H, m), 2.39 (3H, s), 2.50-2.78 (2H, m), 3.75-3.83 (1H, m), 4.00-4.10 (1H, m), 4.21-4.32 (1H, m), 4.45-4.52 (1H, m), 4.60-4.65 (2H, m), 7.39-7.54 (3H, m)
II-8	446.0	(DMSO- <i>d</i> ₆) 0.94-0.99 (6H, m), 1.71-2.12 (4H, m), 2.33 (1H, br s), 2.67 (1H, br s), 2.94-3.07 (1H, m), 3.61-3.69 (1H, m), 3.82-3.87 (1H, m), 4.03-4.10 (1H, m), 4.19-4.28 (1H, m), 4.30-4.43 (2H, m), 5.42-5.47 (1H, m), 7.28-7.30 (1H, m), 7.37-7.40 (1H, m), 7.68-7.82 (2H, m), 8.77 (1H, d)
II-9	519.9	(DMSO- <i>d</i> ₆) 0.94-0.99 (6H, m), 1.86-2.09 (5H, m), 3.00 (1H, m), 3.65 (1H, m), 3.84 (1H, m), 4.05 (1H, m), 4.24 (1H, m), 4.40 (1H, m), 4.51 (1H, m), 5.45 (1H, m), 7.57-7.62 (2H, m), 7.77 (1H, d), 7.90 (1H, m), 8.40 (1H, d), 8.87 (1H, d)
II-10	466.0	(DMSO- <i>d</i> ₆) 0.93-0.99 (6H, 2 x d), 1.77-2.19 (5H, m), 2.29 (3H, s), 2.97 (1H, br s), 3.62-3.65 (1H, m), 3.85-3.88 (1H, m), 4.00-4.32 (2H, br m), 4.41-4.53 (2H, m), 5.45 (1h, br s), 7.18-7.27 (2H, m), 7.45-7.50 (1H, m), 7.85 (1h, br d), 8.41 (1H, br d), 8.57 (1H, d)
II-11	485.9	(DMSO- <i>d</i> ₆) 0.82-0.86 (3H, m), 0.93-0.98 (3H, m), 1.87-2.08 (5H, m), 3.00 (1H, m), 3.64 (1H, m), 3.82 (1H, m), 4.10 (1H, m), 4.30 (1H, m), 4.45 (1H, m), 4.47 (1H, m), 5.44 (1H, d), 7.37 (1H, m), 7.47 (1H, m), 7.65 (1H, m), 7.77 (1H, m), 8.40 (1H, m), 8.72 (1H, m)
II-12	485.9	(DMSO- <i>d</i> ₆) 0.94-0.99 (6H, m), 1.91-2.09 (5H, m), 3.00 (1H, m), 3.64 (1H, m), 3.83 (1H, m), 4.03 (1H, m), 4.20 (1H, m), 4.40 (1H, m), 4.47 (1H, m), 5.45 (1H, m), 7.37 (1H, s), 7.50-7.52 (2H, m), 7.78 (1H, m), 8.44 (1H, m), 8.79 (1H, m)

No.	M+1 (obs)	¹ H-NMR
II-13	486.3	(DMSO- <i>d</i> ₆) 0.82-0.86 (3H, m), 0.92-0.99 (3H, m), 1.80-1.87 (2H, m), 1.99-2.02 (4H, m), 2.48 (0.5 H, m), 2.95 (0.5 H, m), 3.51 (1H, m), 3.80-4.56 (4H, m), 5.00 and 5.47 (1H, 2 x m), 7.37-7.48 (3H, m), 7.76-8.32 (1H, m), 8.95-9.39 (1H, 3 x dd)
II-14	446.0	(DMSO- <i>d</i> ₆) 0.93-0.99 (6H, m), 1.80-2.09 (5H, m), 2.17 (6H, d), 2.95 (1H, br s), 3.63-3.65 (1H, m), 3.96-3.99 (1H, m), 4.10 (1H, br s), 4.30 (1H, br s), 4.44 (1H, t), 5.48 (1H, br s), 7.00 (2H, d), 7.14 (1H, t), 7.78 (1H, br s), 8.50 (1H, br s), 8.55 (1H, d)
II-15	433.1	(DMSO- <i>d</i> ₆) 0.91-1.02 (6H, m), 1.80-2.20 (5H, m), 2.66-2.68 (3H, s), 3.00 (1H, m), 3.62-3.85 (3H, m), 4.10 (1H, m), 4.24 (1H, m), 4.51 (1H, m), 5.72 (1H, m), 7.73-7.76 (2H, m), 8.19 (1H, m), 8.52 (1H, m), 8.75 (1H, d), 8.90 (1H, m)
II-16	433.1	(DMSO- <i>d</i> ₆) 0.9-1.05 (6H, m), 1.8-2.2 (6H, m), 2.3-2.4 (1H, m), 2.7-2.75 (1H, m), 2.9-3.0 (1H, m), 3.65-3.75 (1H, m), 3.8-3.9 (1H, m), 4.1-4.15 (1H, m), 4.3-4.4 (1H, m), 4.45-4.65 (1H, m), 7.8-7.9 (1H, m), 8.7-8.8 (2H, d), 8.9-8.95 (1H, m)
II-17	438.0	(DMSO- <i>d</i> ₆) 0.83-0.99 (6H, m), 1.80-2.20 (5H, m), 2.40 (3H, s), 3.00 (1H, m), 3.61 (1H, m), 3.81 (1H, m), 4.10 (1H, m), 4.25 (1H, m), 4.42-4.46 (2H, m), 5.44 (1H, br s), 6.97 (1H, m), 7.34 (1H, m), 7.59 (1H, m), 7.81 (1H, m), 8.49 (1H, m)
II-18	487.0	(DMSO- <i>d</i> ₆) 0.92-1.00 (6H, m), 1.75-2.08 (5H, m), 2.30-2.34 (1H, m), 2.99 (1H, dd), 3.62-3.67 (1H, m), 3.78-3.82 (1H, m), 3.78-3.82 (1H, m), 4.05-4.26 (1H, m), 4.38-4.54 (2H, m), 5.44-5.72 (1H, m), 7.37-7.41 (1H, m), 8.41-8.43 (2H, m), 8.97-9.00 (1H, d)

No.	M+1 (obs)	¹ H-NMR
II-19	487.0	(DMSO- <i>d</i> ₆) 0.94-1.00 (6H, m), 1.77-2.15 (5H, m), 3.02 (1H, dd), 3.61-3.70 (1H, m), 3.80-3.90 (1H, m), 4.03-4.08 (1H, m), 4.52-4.56 (1H, m), 4.95 (2H, br s), 5.45 (1H, s), 8.42 (1H, d), 8.67 (2H, s), 9.17 (1H, d)
II-20	476.4	(DMSO- <i>d</i> ₆) 0.91-1.11 (9H, m), 1.70-2.14 (7H, m), 2.31 (1H, m), 3.01 (1H, m), 3.50-3.97 (5H, m), 4.00-4.62 (3H, m), 5.50 (1H, m), 6.77 (1H, d), 7.00 (1H, d), 7.18 (1H, dd), 7.50-8.50 (3H, m)
II-21	502.1	(DMSO- <i>d</i> ₆) 1.80-2.00 (3H, m), 2.11 (4H, overlapping s and m), 2.60-2.80 (2H, m), 3.64-3.69 (1H, m), 3.80 (3H, s), 4.10 (1H, vbrs), 4.30 (1H, vbrs), 5.00 (1H, m), 6.86 (1H, d), 7.03 (1H, d), 7.22 (1H, t), 8.45 (1H, vbrs), 8.81 (1H, d)
II-22	462.4	(DMSO- <i>d</i> ₆) 0.93-1.00 (6H, m), 1.70-2.15 (5H, m), 2.22 (3H, s), 2.33 (1H, d), 2.99 (1H, dd), 3.60-3.65 (2H, m), 3.74 (3H, s), 4.04-4.08 (1H, m), 4.21-4.27 (1H, m), 4.40-4.58 (2H, m), 5.46 (1H, brd d), 6.78-6.81 (1H, m), 6.85-6.91 (1H, m), 7.09-7.14 (1H, m), 8.37 (2H, 2 x brd d)
II-23	517.0	(DMSO- <i>d</i> ₆) 1.77-2.19 (5H, m), 2.95-3.28 (3H, m), 3.60 (1H, brd d), 3.71-3.78 (4H, m), 4.10-4.42 (6H, m), 4.97 (1H, brd s), 5.45-7.2 (1H, m), 6.74 (1H, d), 6.97 (1H, d), 7.10-7.22 (1H, m), 7.44 (1H, m), 8.37-8.68 (2H, m), 9.05 (1H, brd s)
II-24	492.0	(DMSO- <i>d</i> ₆) 1.75-1.98 (3H, m), 2.08-2.13 (1H, m), 2.64-2.77 (2H, m), 2.99 (0.5H, dd), 3.63-3.73 (2H, m), 4.08 (0.5H, brt), 4.20 (0.5H, dd), 4.23-4.49 (3 multiplets, 1H total), 5.00-5.10 (1H, m), 5.42 (0.5H, s), 7.36-7.52 (4H, m), 7.77 (1H, m), 8.30 (0.5H, d), 9.09 (1H, d)

No.	M+1 (obs)	¹ H-NMR
II-25	507.0	(DMSO- <i>d</i> ₆) 1.79-1.96 (5H, m), 2.94-3.28 (3H, m), 3.58 (1H, brd d), 3.73 (1H, brd d), 4.04-4.59 (2H, m), 4.98-5.02 (1H, m), 5.54-5.74 (2H, m), 7.26-7.46 (5H, m), 8.43 (1H, d), 8.82 (1H, d), 9.39 (1H, brd s)
II-26	446.6	(DMSO- <i>d</i> ₆) 1.05 (9H, s), 1.15 (3H, t), 1.8-2.1 (4H, m), 2.3 (3H, s), 2.4-2.5 (1H, m), 2.9-3.0 (1H, m), 3.7-3.75 (1H, m), 3.8-3.85 (1H, m), 4.1-4.15 (0.5H, m), 4.25-4.3 (1H, m), 4.4-4.5 (0.5H, m), 4.7-4.75 (1H, m), 5.55-5.6 (1H, m), 7.2-7.4 (4H, m), 7.7-7.75 (1H, m), 8.1-8.15 (1H, m), 8.35-8.4 (1H, m)
II-27	486.5	(DMSO- <i>d</i> ₆) 0.95-1.05 (6H, m), 1.8-2.1 (4H, m), 2.4-2.5 (1H, m), 3.0-3.1 (1H, m), 3.7-3.75 (1H, m), 3.8-3.85 (1H, m), 4.1-4.15 (0.5H, m), 4.25-4.3 (1H, m), 4.4-4.5 (0.5H, m), 5.55-5.6 (1H, m), 7.4-7.45 (1H, m), 7.6-7.8 (3H, m), 8.4-8.45 (1H, m), 8.75-8.8 (1H, m)
II-28	466.1	(CDCl ₃) 1.11-1.16 (9H, m), 1.94-2.22 (4H, m), 2.38-2.50 (2H, m), 2.77-2.87 (1H, m), 3.71-3.79 (1H, m), 3.96-4.06 (1H, m), 4.56-4.67 (2H, m), 4.85-4.91 (1H, m), 6.99-7.02 (1H, m), 7.28-7.45 (3H, m), 7.60-7.84 (2H, m)
II-29	500.2	(CDCl ₃) 1.07 (9H, s), 1.85-2.19 (2H, m), 2.37-2.40 (2H, m), 2.81-3.07 (1H, m), 3.37 (1H, brs), 4.01 (1H, brs), 4.46-4.67 (2H, m), 4.87 (1H, d), 5.73 (1H, brs), 6.68 (1H, brs), 7.38-7.74 (5H, m)
II-30	496.2	(CD ₃ OD) 1.15 (9H, s), 1.85-2.20 (4H, m), 2.46-2.72 (2H, m), 3.74-3.81 (1H, m), 3.92 (3H, s), 3.93-4.03 (1H, m), 4.20-4.31 (1H, m), 4.45-4.52 (1H, m), 4.60-4.75 (1H, m), 4.83 (1H, s), 7.00 (1H, d), 7.15 (1H, d), 7.33 (1H, t)
II-31	480.5	(DMSO- <i>d</i> ₆) 1.05 (9H, s), 1.8-2.1 (4H, m), 2.4-2.5 (1H, m), 3.75-3.8 (1H, m), 3.8-3.85 (1H, m), 3.9 (3H, s), 4.1-4.3 (1H, m), 4.7 (1H, d), 5.3-5.5 (0.5H, br s), 7.1-7.3 (3H, m), 7.7-7.8 (1H, m), 8.0-8.1 (1H, m), 8.35-8.45 (1H, m)

No.	M+1 (obs)	¹ H-NMR
II-32	550.3	(DMSO- <i>d</i> ₆) 0.91-1.10 (9H, m), 1.70-2.15 (5H, m), 2.60-3.08 (1H, m), 3.60-3.90 (2H, m), 3.98-4.71 (3H, m), 5.40-5.80 (1H, m), 7.30-7.91 (3H, m), 8.30-8.80 (3H, m)
II-33	523.3	(DMSO) 0.60-0.90 (4H, m, cyclopropyl CH ₂), 0.92-1.10 (9H, m, tBu), 1.71-2.21 (5H, m, CH ₂), 2.65-3.10 (1H, brm, CH ₂), 3.36-3.50 (1H, m, CH), 3.60-4.75 (6H, m, CH), 6.92 (1H, d, aryl H), 7.36 (1H, m, aryl H), 7.45 (1H, m, aryl H), 7.65-8.60 (3H, m, NH, OH)
II-34	480.3	(DMSO) 0.99-1.10 (9H, m, tBu), 1.70-2.12 (5H, m, CH ₂), 2.35 (3H, s, CH ₃), 2.60-3.08 (1H, m, CH ₂), 3.58-3.87 (2H, m, CH), 4.00-4.70 (3H, m, CH), 5.38-5.79 (1H, m, CH), 7.12 (1H, d, aryl H), 7.24 (1H, m, aryl H), 7.38 (1H, m, aryl H), 7.69-8.55 (3H, m, NH, OH)
II-35	482	CD ₃ OD 1.01-1.15 (6H, m), 1.95-2.22 (5H, m), 2.48-2.69 (2H, m), 3.73-3.80 (1H, m), 4.92 (3H, s), 3.99-4.19 (1H, m), 4.20-4.30 (1H, m), 4.58-4.67 (2H, m), 7.00 (1H, d), 7.14 (1H, d), 7.31 (1H, t)
II-36	494.4	(DMSO) 0.94-1.08 (9H, s, tBu), 1.19 (3H, t, CH ₃), 1.70-2.40 (5H, m, CH ₂), 2.60-3.08 (3H, m, CH ₂), 3.69 (1H, m, CH), 3.81 (1H, m, CH), 4.04-4.71 (3H, m, CH), 5.40-5.80 (1H, m, CH), 7.14 (1H, m, aryl H), 7.31 (1H, m, aryl H), 7.39 (1H, m, aryl H), 7.70-8.50 (3H, m, NH, OH)
II-37	482.5	(DMSO) 0.9-1.0 (6H, m), 1.85-2.3 (4H, m), 3.0-3.1 (1H, m), 3.65-3.7 (1H, m), 3.78 (3H, s), 3.8-3.85 (1H, m), 4.1-4.15 (0.5H, m), 4.25-4.3 (0.5H, m), 4.5-4.55 (1H, m), 5.5-5.55 (1H, m), 6.93 (1H, d), 6.98 (1H, s), 7.35 (1H, d), 7.75-7.8 (1H, m), 8.45 (1H, d)

No.	M+1 (obs)	¹ H-NMR
II-38	536	(CD ₃ OD) 0.34-0.40 (2H, m), 0.60-0.67 (2H, m), 1.16 (9H, s), 1.25-1.32 (1H, m), 1.93-2.22 (4H, m), 2.50-2.66 (2H, m), 3.74-3.84 (1H, m), 3.91-4.03 (3H, m), 4.22-4.32 (1H, m), 4.45-4.54 (1H, m), 4.61-4.69 (1H, m), 4.82 (1H, d), 6.99 (1H, d), 7.12 (1H, d), 7.32 (1H, t), 8.40 (1H, d)
II-39	482	(CD ₃ OD) 1.12 (9H, s), 1.90-2.22 (4H, m), 2.51-2.70 (2H, m), 3.75-3.83 (1H, m), 3.97-4.05 (1H, m), 4.23-4.30 (1H, m), 4.46-4.54 (1H, m), 4.63-4.70 (1H, m), 4.83 (1H, d), 6.91 (1H, d), 6.99 (1H, d), 7.17 (1H, t), 8.36 (1H, d)
II-40	509.3	(DMSO) 0.93-0.98 (6H, m), 1.71-2.09 (10H, m), 2.35-2.45 (2H, m), 3.61-3.64 (1H, m), 4.02-4.04 (1H, m), 4.06-4.35 (2H, m), 4.43-4.46 (1H, m), 7.33 (1H, d), 7.43-7.46 (1H, m), 7.80 (1H, brd s), 8.28-8.49 (2H, m), 10.25 (1H, brd s)
II-41	523.3	(DMSO) 0.95-1.08 (9H, s, tBu), 1.70-2.38 (8H, m, COCH ₃ , CH ₂), 2.58-3.08 (1H, m, CH ₂), 3.65 (1H, m, CH), 3.82 (1H, m, CH ₀), 3.95-4.69 (3H, m, CH), 5.40-5.60 (1H, m, CH), 7.09 (1H, m, aryl H), 7.31 (1H, m, aryl H), 7.64-8.60 (4H, m, aryl H, NH), 9.55 (1H, m, CH)
II-42	503.4	(DMSO) 0.91-1.08 (9H, s, tBu), 1.70-2.40 (11H, m, CH ₃ , COCH ₃ , CH ₂), 2.60-3.08 (1H, m, CH ₂), 3.66 (1H, m, CH), 3.87 (1H, m, CH), 4.00-4.65 (3H, m, CH), 5.40-5.78 (1H, m, CH), 7.04 (1H, m, aryl H), 7.18 (1H, m, aryl H), 7.38 (1H, m, aryl H), 7.65-7.88 (1H, m, NH), 8.07-8.70 (2H, m, NH), 9.34 (1H, m, CH)
II-43	523.3	(DMSO) 1.03 (9H, s), 1.71-2.00 (3H, m), 2.07 (3H, s), 2.55-2.73 (1H, m), 2.97 (1H, dd), 3.60-3.67 (1H, m), 3.75-3.82 (1H, m), 3.98-4.04 (1H, m), 4.19-4.24 (1H, m), 4.37-4.45 (1H, m), 4.63 (1H, d), 5.45 (1H, d), 7.33-7.35 (1H, m), 7.43-7.45 (1H, d), 7.76-7.83 (2H, m), 8.25-8.28 (1H, m), 8.41-8.58 (1H, m), 10.27 (1H, s)

No.	M+1 (obs)	¹ H-NMR
II-44	507.4	(DMSO) 1.01 (9H, 2 x s), 1.72-1.99 (4H, m), 2.05-2.09 (4H, m), 2.35-2.57 (2H, m), 2.71-3.00 (1H, brd m), 3.60-3.65 (1H, m), 3.71-3.80 (1H, m), 4.08-4.37 (2H, brd m), 4.70 (1H, d), 7.32 (1H, dd), 7.65-7.80 (3H, m), 8.33-8.52 (1H, brd m), 10.37 (1H, s)
II-45	493.4	(DMSO) 0.94 (6H, dd), 1.72-1.99 (10H, m), 2.36-2.52 (2H, m), 3.57-3.68 (1H, m), 3.76-3.88 (1H, m), 4.20-4.43 (2H, m), 4.51-4.55 (1H, m), 7.30 (1H, dd), 7.58-7.77 (3H, m), 8.00-8.04 (1H, m), 10.34 (1H, s)
II-46	510.5	(DMSO) 0.95-1.0 (6H, m), 1.25 (6H, d), 1.85-2.2 (4H, m), 3.0-3.1 (1H, m), 3.9-4.0 (3H, m), 4.2-4.3 (0.5H, m), 4.4-4.5 (0.5H, m), 4.7-4.8 (1H, m), 6.9-6.95 (1H, d), 6.99 (1H, s), 7.3 (1H, d), 8.3-8.4 (1H, m)
II-47	482.5	(DMSO) 1.05 (9H, m), 1.8-2.1 (4H, m), 2.6-2.7 (1H, m), 2.9-3.0 (2H, m), 3.6-3.7 (2H, m), 3.8-3.9 (1H, m), 4.0-4.1 (1H, m), 4.2-4.3 (1H, m), 4.6-4.65 (1H, m), 5.5-5.55 (1H, m), 6.75-6.85 (2H, m), 7.35 (1H, d), 7.75 (1H, d), 8.0-8.1 (1H, m), 8.35 (1H, m), 10.25 (1H, s)
II-48	510.5	(DMSO) 1.03 (9H, s), 1.80-2.10 (4H, m), 3.00 (1H, br s), 3.30 (3H, s), 3.66 (1H, m), 3.81 (1H, m), 4.06 (1H, m), 4.25 (1H, m), 4.44 (2H, s), 4.65 (1H, d), 5.46 (1H, br s), 7.29-7.39 (3H, m), 7.77 (1H, br s), 8.43 (1H, m)
II-49	551.5	(DMSO) 1.03 (9H, s), 1.09 (3H, m), 1.11 (3H, m), 1.79-2.15 (4H, m), 2.32 (1H, m), 2.98 (1H, m), 3.51 (1H, m), 3.79 (1H, m), 4.10 (1H, m), 4.23 (1H, m), 4.40-4.65 (2H, m), 5.45-5.73 (1H, m), 7.35 (1H, m), 7.49 (1H, m), 7.76-7.84 (2H, m), 8.23-8.60 (2H, m), 10.11 (1H, s)

No.	M+1 (obs)	¹ H-NMR
II-50	493.3	(DMSO) 0.92-1.19 (4H, m), 1.49-1.90 (9H, m), 1.91-1.99 (2H, m), 2.06 (4H, brd s), 2.49-2.52 (2H, m), 3.57-3.68 (1H, m), 3.80-3.90 (1H, m), 4.01-4.28 (2H, m), 4.46 (1H, t), 7.32 (1H, d), 7.43 (1H, dd), 7.81 (2H, brd s), 8.31-8.78 (1H, m), 8.46 (1H, d), 10.22 (1H, s)
II-51	539.3	(DMSO) 0.90-1.07 (9H, s, tBu), 1.70-2.40 (4H, brm, CH ₂), 2.54-3.07 (1H, m, CH ₂), 3.52-3.88 (5H, m, CH ₃ , CH), 4.00-4.65 (3H, m, CH), 5.40-5.80 (1H, m, CH), 7.30-7.44 (2H, m, aryl H), 7.60 (1H, m, aryl H), 7.67 (1H, br, NH), 8.10-8.70 (2H, m, NH), 10.00 (1H, m, CH)
II-52	558.3	(DMSO) 0.91-1.11 (9H, s, tBu), 1.70-2.41 (4H, m, CH ₂), 2.56-3.09 (1H, m, CH ₂), 3.60-3.90 (2H, m, CH), 4.14-4.72 (3H, m, CH), 5.38-5.80 (1H, m, CH), 6.98 (2H, m, aryl H), 7.07-7.20 (3H, m, aryl H), 7.31-7.46 (3H, m, aryl H), 7.66-8.67 (3H, m, NH, OH)
II-53	467	(DMSO) 0.83-1.04 (6H, m), 1.81-2.08 (5H, m), 3.34-3.63 (1H, m), 3.84-3.90 (1H, m), 4.00-4.60 (3H, m), 5.29-5.75 (2H, m), 6.53-6.59 (1H, m), 6.70-6.90 (1H, m), 7.20-7.35 (0.5H, m), 7.78 (0.5H, brs), 8.43-8.60 (2H, m)
II-55	502.6	(DMSO) 0.96 (1H, s), 1.03 (9H, s), 1.30-1.39 (2H, m), 1.68-1.71 (2H, m), 1.79-1.82 (1H, m), 1.97 (1H, brd), 2.11 (3H, s), 3.79 (3H, s), 3.84 (1H, vbrs), 4.09 (1H, vbrs), 4.56-4.58 (1H, m), 4.67 (1H, d), 6.81 (1H, d), 7.00 (1H, d), 7.19 (1H, t), 7.79 (0.5H, vbrs), 7.93 (1H, brd), 8.42 (0.5H, vbrs)
II-56	492.5	(CDCl ₃) 1.08-1.14 (9H, m), 1.85-2.05 (4H, m), 2.32-2.45 (1H, m), 2.79-2.85 (1H, m), 3.01-3.07 (1H, m), 4.13-4.17 (1H, m), 4.53-4.70 (1H, m), 4.98 (1H, t), 5.70 and 5.81 (1H total, brs and brd), 6.91-7.00 (1H, m), 7.34-7.44 (3H, m), 7.67-7.75 (1H, m)

No.	M+1 (obs)	¹ H-NMR
II-57	549.5	(DMSO) 1.03 (9H, s), 1.31-1.38 (2H, m), 1.62-1.74 (3H, m), 1.98 (1H, brt), 2.07 (3H, s), 2.36 (1H, vbrs), 2.83 (1H, vbrs), 3.84 (1H, brs), 4.17 (1H, vbrs), 4.54-4.57 (1H, m), 4.70 (1H, d), 7.34 (1H, d), 7.42-7.45 (1H, m), 8.16 (1H, t), 8.37 (1H, brs), 10.23 (1H, s)
II-58	563.5	(CD3OD) 1.17 (9H, s), 1.21 (3H, t), 1.41-1.55 (2H, m), 1.75-1.90 (3H, m), 2.03-2.19 (1H, m), 2.37-2.50 (3H, m), 2.58-2.78 (2H, m), 3.87-4.02 (1H, m), 4.20-4.30 (1H, m), 4.55-4.70 (2H, m), 4.91 (1H, obscured), 7.45 (1H, d), 7.51 (1H, d), 7.85 (1H, s), 8.29 (1H, d)
II-59	577.5	(DMSO) 1.05 (9H, s), 1.15 (6H, d), 1.35-1.5 (2H, m), 1.75-1.9 (3H, m), 2.0-2.1 (1H, m), 2.3-2.45 (1H, m), 2.7-2.9 (1H, m), 4.05-4.15 (1H, m), 4.65 (1H, s), 4.7-4.75 (1H, m), 7.15 (1H, d), 7.35 (1H, t), 7.7 (1H, d), 8.4-8.55 (2H, m), 9.5 (1H, s)
II-60	506.5	(DMSO) 1.03 (9H, s), 1.31-1.38 (2H, m), 1.68 (3H, m), 2.30-2.33 (2H, m), 2.67 (0.5H, brs), 2.99 (0.5H, brs), 3.34 (0.5H, brs), 3.76 (3H, s), 4.04 (0.5H, m), 4.58 (1H, s), 4.72 (1H, d), 7.09-7.12 (1H, m), 7.16-7.20 (1H, m), 7.26-7.30 (1H, m), 7.78 (0.5H, vbrs), 8.02 (1H, brs), 8.42 (0.5H, vbrs)
II-61	492.8	(DMSO) 0.95 (3H, d), 0.10 (3H, d), 1.17 (1H, m), 1.32 (1H, m), 1.64-1.80 (3H, m), 2.00 (1H, m), 2.30 (1H, br s), 2.67 (0.5H, br s), 2.99 (0.5H, br s), 3.75 (0.5H, br s), 3.85 (3H, s), 4.06 (0.5H, m), 4.50-4.55 (2H, m), 5.42 (1H, br s), 7.07 (1H, m), 7.17 (1H, m), 7.26 (1H, m), 7.80 (1H, br s), 8.35 (1H, m)
II-62	549.5	DMSO) δ 1.04 (9H, s), 1.29-1.34 (2H, m), 1.59-1.67 (3H, m), 1.91-1.97 (1H, m), 2.13 (3H, s), 2.96 (1H, vbrs), 3.77 (1H, vbrs), 4.10 (1H, vbrs), 4.72 (1H, s), 4.76 (1H, d), 7.80-7.83 (1H, m), 7.88-7.91 (1H, m), 8.00-8.02 (1H, m), 8.18-8.24 (12H, m), 8.39 (1H, vbrs), 9.62 (1H, s)

-143-

No.	M+1 (obs)	¹ H-NMR
II-63	563.5	(DMSO) 1.05 (9H, s), 1.09 (3H, t), 1.19-1.37 (3H, m), 1.47-1.77 (3H, m), 1.91-1.99 (1H, m), 2.28 (0.5H, brdd), 2.48 (2H, q), 2.63-2.74 (1H, m), 3.01 (0.5H, dd), 3.63 (0.5H, s), 3.78-4.37 (2H, total, m), 4.42-4.59 (1H, m), 4.75 (1H, d), 5.42 (0.5H, d), 7.76 (0.5H, d), 7.80-7.83 (1H, m), 7.87 (1H, d), 8.01 (1H, m), 8.08-8.15 (1H, m), 8.36 (0.5H, d), 9.53 (1H, s)
II-64	509.5	(DMSO) 1.07 (9H, s), 1.34-1.37 (2H, m), 1.64-1.72 (3H, m), 1.95-2.04 (1H, m), 2.31-2.35 (1H, m), 2.65-2.70 (1H, m), 3.01-3.03 (1H, m), 3.99 (0.5H, m), 4.26-4.28 (0.5H, m), 4.68 (1H, s), 4.82 (1H, d), 5.45 (0.5H, s), 7.73-7.86 (3H, m), 8.05-8.08 (2H, m), 8.49 (0.5H, d), 8.57-8.59 (1H, m), 8.69 (0.5H, d), 9.15 (1H, d)
II-65	507.5	(DMSO) 1.02 (9H, s), 1.28-1.34 (2H, m), 1.57-1.64 (3H, m), 1.90-1.96 (1H, m), 3.72-3.80 (1H, m), 4.50 (1H, brs), 4.72-4.74 (1H, m), 5.91 (1H, s), 6.76 (1H, d), 7.58-7.61 (1H, m), 7.81-7.83 (1H, m)
II-66	493.5	/

EXAMPLE IIIBIOLOGICAL METHODS

[0180] Compounds of this invention may be tested using the methods described below. Table 5 lists caspase-1 and caspase-8 enzyme inhibition data for compounds II-1-II-25. In the Table, compounds with a K_i of <10 are assigned category A, compounds with a K_i of 10-20 are assigned category B, and compounds with a K_i of 21-30 are assigned category C.

In Vitro Assays
Enzyme Inhibition

[0181] K_i values for test compounds with caspase-1 and caspase-8 were obtained by the method of Margolin et al. (J.

-144-

Biol. Chem., 272 pp. 7223-7228 (1997)). Other caspases may be assayed similarly (see, e.g., WO 99/47545). Assays were performed in 10 mM Tris (Sigma Corp, St Louis MO) pH 7.5, 1 mM Dithiothreitol (DTT, Research Organic INC, Cleveland, OH) and 0.1% CHAPS (Pierce, Rockford IL) at 37 °C. For caspase-3, a solution of 8% glycerol was added to the assay buffer to improve enzyme stability. A 65 µL aliquot of the assay buffer and 5 µL aliquot of the appropriate dilutions of inhibitor in DMSO were pipetted into a 96 well plate, treated with 10 µL of caspase, then diluted in assay buffer (0.5-40 nM active protein by active site titration). A control containing DMSO but no compound was included for each determination. The plates were then incubated for 15 minutes at 37 °C, before addition of the appropriate substrate (20 µL, final concentration 1-4 X K_M , final assay volume 100 µL) to initiate the reaction. Reaction rates were measured at 37°C either by following the time dependant increase in absorbance at 405 nM (for the pNA substrates) or in fluorescence (Ex 390, Em 460) (for the AMC substrates). The rates obtained were plotted against inhibitor concentration and the data fit to the Morrison tight-binding equation for competitive inhibitors (Morrison, J.F., Biochem. Biophys. Acta, 185 pp. 269-286 (1969)). The substrates used for the individual assays were as follows:

[0182] Caspase-1 Suc-YVAD-pNA (Bachem, King of Prussia, PA) (final concentration in the assay 80 µM);

[0183] Caspase-8 Ac-DEVD-pNA (Bachem, King of Prussia, PA) (final concentration in assay 80 µM).

Table 5: Caspase-1 (C1) and caspase-8 (C8) inhibition data.

Compound	Ki C1 (nM)	Ki C8 (nM)
II-1	A	A

-145-

II-2	A	A
II-3	A	A
II-4	A	B
II-5	A	B
II-6	A	A
II-7	A	B
II-8	A	B
II-9	A	B
II-10	A	B
II-11	A	C
II-12	A	B
II-13	B	B
II-14	B	A
II-15	A	C
II-16	A	C
II-17	A	A
II-18	A	B
II-19	B	A
II-20	A	A
II-21	A	C
II-22	A	C
II-23	A	C
II-24	A	C
II-25	A	C
II-26	A	A
II-27	A	A
II-28	A	A
II-29	A	A
II-30	A	A
II-31	A	A
II-32	A	A

-146-

II-33	A	A
II-34	A	A
II-35	A	A
II-36	A	A
II-37	A	B
II-38	A	A
II-39	A	A
II-40	A	B
II-41	A	A
II-42	A	B
II-43	A	A
II-44	A	A
II-45	A	A
II-46	A	C
II-47	A	A
II-48	A	A
II-49	A	A
II-50	A	C
II-51	A	A
II-52	A	A
II-53	A	C
II-55	A	A
II-56	A	A
II-57	A	A
II-58	A	A
II-59	A	A
II-60	A	A
II-61	A	A
II-62	A	B
II-63	A	B
II-64	B	B

-147-

II-65	A	A
II-66	B	A

PBMC Cell Assay

IL-1 β Assay with a Mixed Population of Human Peripheral Blood Mononuclear Cells (PBMC) or Enriched Adherent Mononuclear Cells

[0184] Processing of pre-IL-1 β by ICE may be measured in cell culture using a variety of cell sources. Human PBMC obtained from healthy donors provides a mixed population of lymphocyte subtypes and mononuclear cells that produce a spectrum of interleukins and cytokines in response to many classes of physiological stimulators. Adherent mononuclear cells from PBMC provides an enriched source of normal monocytes for selective studies of cytokine production by activated cells.

Experimental Procedure:

[0185] An initial dilution series of test compound in DMSO or ethanol is prepared, with a subsequent dilution into RPMI-10% FBS media (containing 2 mM L-glutamine, 10 mM HEPES, 50 U and 50 ug/ml pen/strep) respectively to yield drugs at 4x the final test concentration containing 0.4% DMSO or 0.4% ethanol. The final concentration of DMSO is 0.1% for all drug dilutions. A concentration titration which brackets the apparent K_i for a test compound determined in an ICE inhibition assay is generally used for the primary compound screen.

[0186] Generally 5-6 compound dilutions are tested and the cellular component of the assay is performed in duplicate, with duplicate ELISA determinations on each cell culture supernatant.

PBMC Isolation and IL-1 Assay:

[0187] Buffy coat cells isolated from one pint human blood (yielding 40-45 ml final volume plasma plus cells) are diluted with media to 80 ml and LeukoPREP separation tubes (Becton Dickinson) are each overlaid with 10 ml of cell suspension. After 15 min centrifugation at 1500-1800 xg, the plasma/media layer is aspirated and then the mononuclear cell layer is collected with a Pasteur pipette and transferred to a 15 ml conical centrifuge tube (Corning). Media is added to bring the volume to 15 ml, gently mix the cells by inversion and centrifuge at 300 xg for 15 min. The PBMC pellet is resuspended in a small volume of media, the cells are counted and adjusted to 6×10^6 cells/ml.

[0188] For the cellular assay, 1.0 ml of the cell suspension is added to each well of a 24-well flat bottom tissue culture plate (Corning), 0.5 ml test compound dilution and 0.5 ml LPS solution (Sigma #L-3012; 20 ng/ml solution prepared in complete RPMI media; final LPS concentration 5 ng/ml). The 0.5 ml additions of test compound and LPS are usually sufficient to mix the contents of the wells. Three control mixtures are run per experiment, with either LPS alone, solvent vehicle control, and/or additional media to adjust the final culture volume to 2.0 ml. The cell cultures are incubated for 16-18 hr at 37 °C in the presence of 5% CO₂.

[0189] At the end of the incubation period, cells are harvested and transferred to 15 ml conical centrifuge tubes. After centrifugation for 10 min at 200 xg, supernatants are harvested and transferred to 1.5 ml Eppendorf tubes. It may be noted that the cell pellet may be utilized for a biochemical evaluation of pre-IL-1 β and/or mature IL-1 β content in cytosol extracts by Western blotting or ELISA with pre-IL-1 β specific antisera.

Isolation of Adherent Mononuclear cells:

[0190] PBMC are isolated and prepared as described above. Media (1.0 ml) is first added to wells followed by 0.5 ml of the PBMC suspension. After a one hour incubation, plates are gently shaken and nonadherent cells aspirated from each well. Wells are then gently washed three times with 1.0 ml of media and final resuspended in 1.0 ml media. The enrichment for adherent cells generally yields $2.5-3.0 \times 10^5$ cells per well. The addition of test compounds, LPS, cell incubation conditions and processing of supernatants proceeds as described above.

ELISA:

[0191] Quantikine kits (R&D Systems) may be used for the measurement of mature IL-1 β . Assays are performed according to the manufacturer's directions. Mature IL-1 β levels of about 1-3 ng/ml in both PBMC and adherent mononuclear cell positive controls are observed. ELISA assays are performed on 1:5, 1:10 and 1:20 dilutions of supernatants from LPS-positive controls to select the optimal dilution for supernatants in the test panel.

[0192] The inhibitory potency of the compounds can be represented by an IC₅₀ value, which is the concentration of inhibitor at which 50% of mature IL-1 β is detected in the supernatant as compared to the positive controls.

[0193] The skilled practitioner realizes that values obtained in cell assays may depend on multiple factors. The values may not necessarily represent fine quantitative results.

[0194] Selected compounds of this invention have been tested for inhibition of IL-1 β release from PBMCs with IC₅₀ values between 300nM and 4 μ M.

Whole Blood Assay for IL-1 β Production

[0195] Whole blood assay IC₅₀ values for compounds of this invention may be obtained using the method described below:

Purpose:

[0196] The whole blood assay is a simple method for measuring the production of IL-1 β (or other cytokines) and the activity of potential inhibitors. The complexity of this assay system, with its full complement of lymphoid and inflammatory cell types, spectrum of plasma proteins and red blood cells is an ideal *in vitro* representation of human *in vivo* physiologic conditions.

Materials:

Pyrogen-free syringes (~ 30 cc)

Pyrogen-free sterile vacuum tubes containing lyophilized Na₂EDTA (4.5 mg/10 ml tube)

Human whole blood sample (~ 30-50 cc)

1.5 ml Eppendorf tubes

Test compound stock solutions (~ 25mM in DMSO or other solvent)

Endotoxin -free sodium chloride solution (0.9%) and HBSS

Lipopolysaccharide (Sigma; Cat.# L-3012) stock solution at 1mg/ml in HBSS

IL-1 β ELISA Kit (R & D Systems; Cat # DLB50)

TNF α ELISA Kit (R & D Systems; Cat # DTA50)

Water bath or incubator

Whole Blood Assay Experimental Procedure:

[0197] Set incubator or water bath at 30 °C. Aliquot 0.25ml of blood into 1.5 ml eppendorf tubes. **Note:** be sure to invert the whole blood sample tubes after every two aliquots. Differences in replicates may result if the cells sediment and are not uniformly suspended. Use of a positive

-151-

displacement pipette will also minimize differences between replicate aliquots.

[0198] Prepare drug dilutions in sterile pyrogen-free saline by serial dilution. A dilution series which brackets the apparent K_i for a test compound determined in an ICE inhibition assay is generally used for the primary compound screen. For extremely hydrophobic compounds, prepare compound dilutions in fresh plasma obtained from the same blood donor or in PBS-containing 5% DMSO to enhance solubility.

[0199] Add 25 μ l test compound dilution or vehicle control and gently mix the sample. Then add 5.0 μ l LPS solution (250 ng/ml stocked prepared fresh: 5.0 ng/ml final concentration LPS), and mix again. Incubate the tubes at 30 °C in a water bath for 16-18 hr with occasional mixing. Alternatively, the tubes can be placed in a rotator set at 4 rpm for the same incubation period. This assay should be set up in duplicate or triplicate with the following controls: negative control - no LPS; positive control - no test inhibitor; vehicle control - the highest concentration of DMSO or compound solvent used in the experiment. Additional saline is added to all control tubes to normalize volumes for both control and experimental whole blood test samples.

[0200] After the incubation period, whole blood samples are centrifuged for 10 minutes at ~ 2000 rpm in the microfuge, plasma is transferred to a fresh microfuge tube and centrifuged at 1000 x g to pellet residual platelets if necessary. Plasma samples may be stored frozen at -70 °C prior to assay for cytokine levels by ELISA.

ELISA:

[0201] R & D Systems (614 McKinley Place N.E. Minneapolis, MN 55413) Quantikine kits may be used for measurement of IL-1 β and TNF- α . The assays are performed according to the

manufacturer's directions. IL-1 β levels of ~ 1-5 ng/ml in positive controls among a range of individuals may be observed. A 1:200 dilution of plasma for all samples is usually sufficient for experiments for ELISA results to fall on the linear range of the ELISA standard curves. It may be necessary to optimize standard dilutions if you observe differences in the whole blood assay. Nerad, J.L. et al., J. Leukocyte Biol., 52, pp. 687-692 (1992).

[0202] Selected compounds of this invention have been tested for inhibition of IL-1 β release from whole blood with IC50 values between 1 μ M and 40 μ M.

In Vivo Assays

[0203] Compounds of this invention may be tested in *in vivo* assays such as those described in WO 99/47545.

[0204] WO 99/47545 and all the other documents cited herein are hereby incorporated by reference.

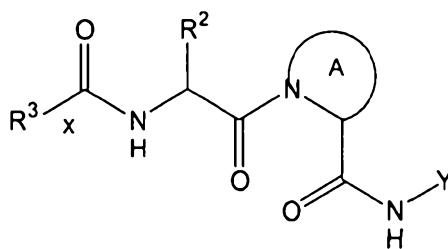
[0205] While we have described a number of embodiments of this invention, it is apparent that our basic examples may be altered to provide other embodiments which utilize the compounds and methods of this invention. Therefore, it will be appreciated that the scope of this invention is to be defined by the appended claims rather than by the specific embodiments that have been represented by way of example above.

[0206] The term "comprise" and variants of the term such as "comprises" or "comprising" are used herein to denote the inclusion of a stated integer or stated integers but not to exclude any other integer or any other integers, unless in the context or usage an exclusive interpretation of the term is required.

[0207] Any reference to publications cited in this specification is not an admission that the disclosures constitute common general knowledge in Australia.

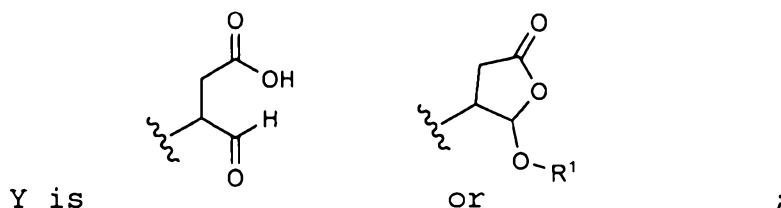
The claims defining the invention are as follows:

1. A compound of formula I:



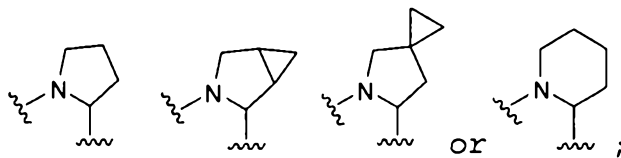
I

wherein:



R^1 is H, C_{1-12} aliphatic, C_{3-10} cycloaliphatic, C_{6-10} aryl, 5-10 membered heterocyclyl, 5-10 membered heteroaryl, (C_{3-10} cycloalkyl)-(C_{1-12} aliphatic)-, cycloalkenyl- (C_{1-12} aliphatic)-, (C_{6-10} aryl)-(C_{1-12} aliphatic)-, (5-10 membered heterocyclyl)-(C_{1-12} aliphatic)-, or (5-10 membered heteroaryl)-(C_{1-12} aliphatic)-, wherein any hydrogen atom is optionally and independently replaced by R^8 and any set of two hydrogen atoms bound to the same atom is optionally and independently replaced by carbonyl;

Ring A is:



wherein, in each ring, any hydrogen atom is optionally and independently replaced by R^4 and any set of two hydrogen atoms bound to the same atom is optionally and independently replaced by carbonyl;

R^3 is phenyl, thiophene, or pyridine, wherein each ring is optionally substituted with up to 5 groups independently selected from R^8 , and wherein at least one position on the

2005219861 11 Jul 2011

phenyl, thiophene, or pyridine adjacent to bond x is substituted by R^{12} , wherein R^{12} has no more than 5 straight-chained atoms;

R^4 is halogen, $-OR^9$, $-NO_2$, $-CN$, $-CF_3$, $-OCF_3$, $-R^9$, 1, 2-methylenedioxy, 1,2-ethylenedioxy, $-N(R^9)_2$, $-SR^9$, $-SOR^9$, $-SO_2R^9$, $-SO_2N(R^9)_2$, $-SO_3R^9$, $-C(O)R^9$, $-C(O)C(O)R^9$, $-C(O)C(O)OR^9$, $-C(O)C(O)N(R^9)_2$, $-C(O)CH_2C(O)R^9$, $-C(S)R^9$, $-C(S)OR^9$, $-C(O)OR^9$, $-OC(O)R^9$, $-C(O)N(R^9)_2$, $-OC(O)N(R^9)_2$, $-C(S)N(R^9)_2$, $-(CH_2)_{0-2}NHC(O)R^9$, $-N(R^9)N(R^9)COR^9$, $-N(R^9)N(R^9)C(O)OR^9$, $-N(R^9)N(R^9)CON(R^9)_2$, $-N(R^9)SO_2R^9$, $-N(R^9)SO_2N(R^9)_2$, $-N(R^9)C(O)OR^9$, $-N(R^9)C(O)R^9$, $-N(R^9)C(S)R^9$, $-N(R^9)C(O)N(R^9)_2$, $-N(R^9)C(S)N(R^9)_2$, $-N(COR^9)COR^9$, $-N(OR^9)R^9$, $-C(=NH)N(R^9)_2$, $-C(O)N(OR^9)R^9$, $-C(=NOR^9)R^9$, $-OP(O)(OR^9)_2$, $-P(O)(R^9)_2$, $-P(O)(OR^9)_2$, or $-P(O)(H)(OR^9)$;

R^2 is $-C(R^5)(R^6)(R^7)$, C_{6-10} aryl, 5-10 membered heteroaryl, or C_{3-7} cycloalkyl;

R^5 is H or a C_{1-6} straight-chained or branched alkyl;

R^6 is H or a C_{1-6} straight-chained or branched alkyl;

R^7 is $-CF_3$, $-C_{3-7}$ cycloalkyl, C_{6-10} aryl, 5-10 membered heteroaryl, heterocycle, or a C_{1-6} straight-chained or branched alkyl, wherein each carbon atom of the alkyl is optionally and independently substituted with R^{10} ;

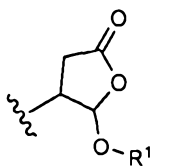
or R^5 and R^7 taken together with the carbon atom to which they are attached form a 3-10 membered cycloaliphatic;

R^8 and $R^{8'}$ are each independently halogen, $-OR^9$, $-NO_2$, $-CN$, $-CF_3$, $-OCF_3$, $-R^9$, 1,2-methylenedioxy, 1,2-ethylenedioxy, $-N(R^9)_2$, $-SR^9$, $-SOR^9$, $-SO_2R^9$, $-SO_2N(R^9)_2$, $-SO_3R^9$, $-C(O)R^9$, $-C(O)C(O)R^9$, $-C(O)C(O)OR^9$, $-C(O)C(O)N(R^9)_2$, $-C(O)CH_2C(O)R^9$, $-C(S)R^9$, $-C(S)OR^9$, $-C(O)OR^9$, $-OC(O)R^9$, $-C(O)N(R^9)_2$, $-OC(O)N(R^9)_2$, $-C(S)N(R^9)_2$, $-(CH_2)_{0-2}NHC(O)R^9$, $-N(R^9)N(R^9)COR^9$, $-N(R^9)N(R^9)C(O)OR^9$, $-N(R^9)N(R^9)CON(R^9)_2$, $-N(R^9)SO_2R^9$, $-N(R^9)SO_2N(R^9)_2$, $-N(R^9)C(O)OR^9$, $-N(R^9)C(O)R^9$, $-N(R^9)C(S)R^9$, $-N(R^9)C(O)N(R^9)_2$, $-N(R^9)C(S)N(R^9)_2$, $-N(COR^9)COR^9$, $-N(OR^9)R^9$, $-C(=NH)N(R^9)_2$,

$-C(O)N(OR^9)R^9$, $-C(=NOR^9)R^9$, $-OP(O)(OR^9)_2$, $-P(O)(R^9)_2$,
 $-P(O)(OR^9)_2$, and $-P(O)(H)(OR^9)$;

R^9 is hydrogen, C_{1-12} aliphatic, C_{3-10} cycloaliphatic, C_{6-10} aryl, 5-10 membered heterocyclyl, 5-10 membered heteroaryl, $(C_{3-10}$ cycloaliphatic)-(C₁₋₁₂aliphatic)-, $(C_{6-10}$ aryl)-(C₁₋₁₂aliphatic)-, (5-10 membered heterocyclyl)-(C₁₋₁₂aliphatic)-, or heteroaryl-(C₁₋₁₂aliphatic)-; wherein any hydrogen atom is optionally and independently replaced by R^8 and any set of two hydrogen atoms bound to the same atom is optionally and independently replaced by carbonyl; R^{10} is halogen, $-OR^{11}$, $-NO_2$, $-CN$, $-CF_3$, $-OCF_3$, $-R^{11}$, or $-SR^{11}$; wherein R^{11} is C_{1-4} -aliphatic-; R^{11} is C_{1-4} -aliphatic-; and R^{12} is halogen, $-OR^{11}$, $-NO_2$, $-CN$, $-CF_3$, $-OCF_3$, $-R^{11}$, $-SR^9$.

2. The compound according to claim 1 wherein Y is



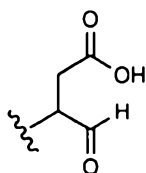
3. The compound according to claim 2, wherein R^1 is C_{1-12} aliphatic or C_{3-10} cycloalkyl, wherein each group is optionally substituted with 1-3 groups selected independently from R^8 .

4. The compound according to claim 3 wherein R^1 is a straight-chain or branched C_{1-4} alkyl that is optionally substituted with 1-3 groups selected independently from R^8 .

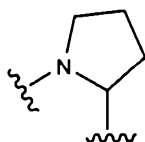
5. The compound according to claim 4 wherein R^1 is an unsubstituted, straight-chain or branched C_{1-4} alkyl.

2005219861 11 Jul 2011

6. The compound according to claim 5, wherein R^1 is ethyl, isopropyl, n-propyl, or n-butyl.
7. The compound according to claim 6, wherein R^1 is ethyl.
8. The compound according to any one of claims 2 to 7 wherein R^8 is halogen, $-OR^9$, $-CN$, $-CF_3$, $-OCF_3$, or $-R^9$.
9. The compound according to claim 8, wherein R^8 is benzyl.
10. The compound according to claim 1 wherein Y is



11. The compound according to any one of claims 1 to 10, wherein ring A is:



optionally substituted by R^4 .

12. The compound according to any one of claims 1 to 11 wherein R^4 is halogen, $-OR^9$, $-CF_3$, $-OCF_3$, $-R^9$, or $-SR^9$.
13. The compound according to claim 12, wherein R^4 is H.
14. The compound according to any one of claims 1 to 13 wherein R^2 is a C_{3-4} branched alkyl group.

2005219861 11 Jul 2011

15. The compound according to any one of claims 1 to 14 wherein R^5 is H or $-CH_3$, R^6 is $-CH_3$, and R^7 is $-CH_3$.

16. The compound according to any one of claims 1 to 15 wherein R^{12} has no more than 4 straight-chained atoms.

17. The compound according to claim 16 wherein R^{12} has no more than 3 straight-chained atoms.

18. The compound according to claim 17, wherein R^{12} is $-OCF_3$, $-OCH_3$, $-CF_3$, $-CH_3$, $-CH_2CH_3$, $-Cl$, or $-F$.

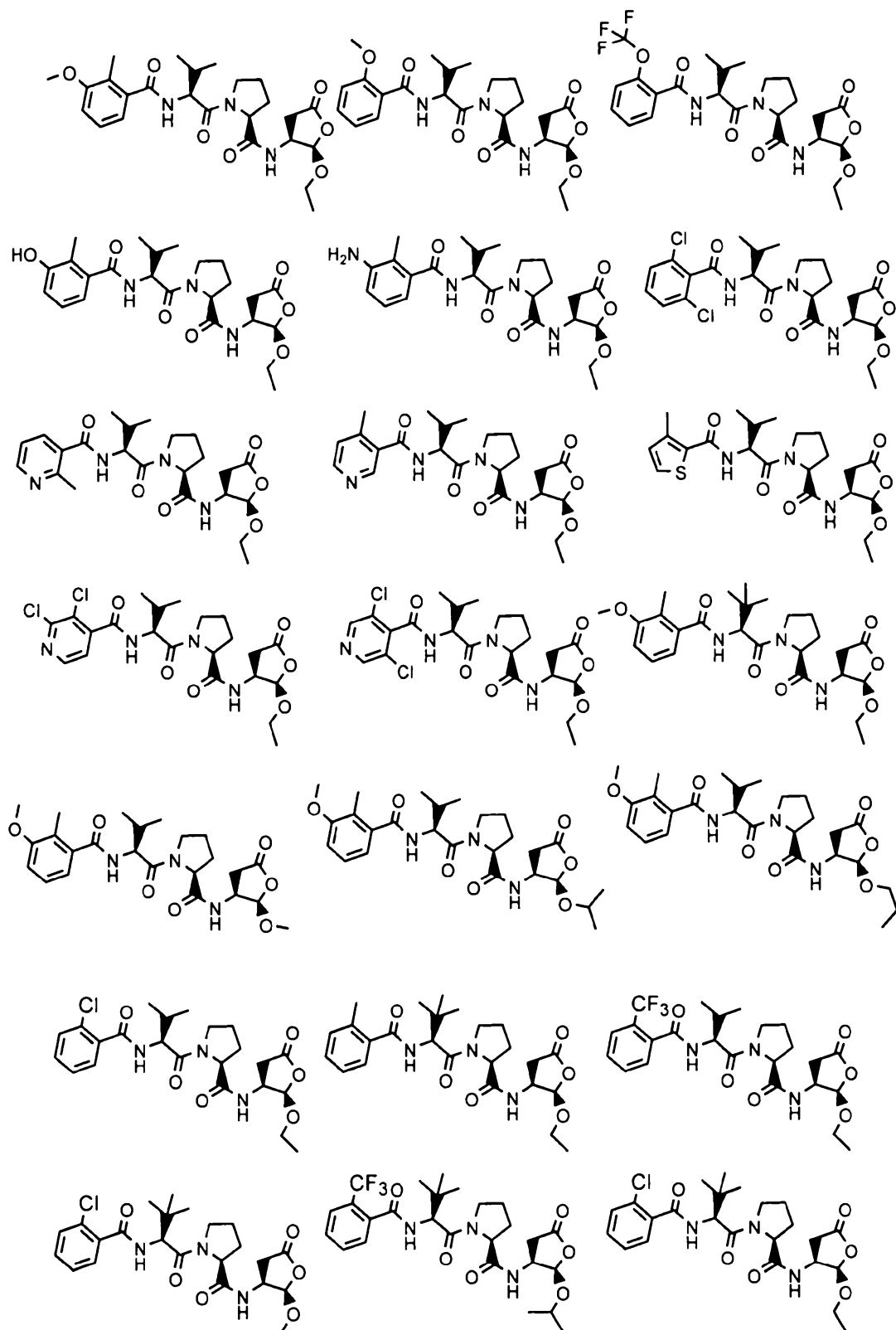
19. The compound according to claim 18, wherein R^{12} is $-CF_3$, $-CH_3$, $-Cl$, or $-F$.

20. The compound according to claim 19, wherein R^{12} is $-CH_3$, $-Cl$, or $-F$.

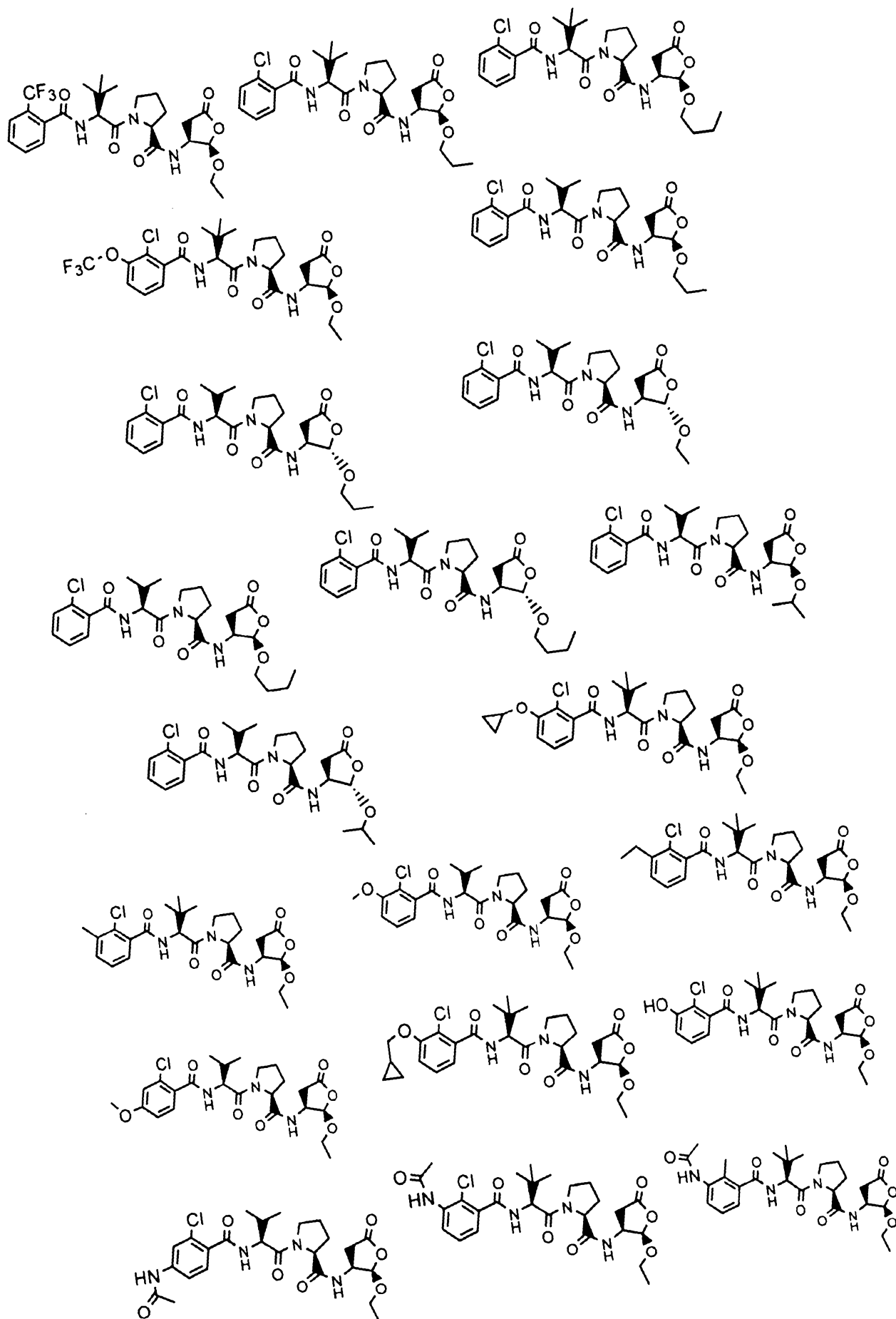
21. The compound according to any one of claims 1 to 20 wherein each $R^{8'}$ is independently halogen, $-OR^9$, $-NO_2$, $-CN$, $-CF_3$, $-OCF_3$, $-R^9$, 1,2-methylenedioxy, 1,2-ethylenedioxy, $-N(R^9)_2$, $-SR^9$, $-SOR^9$, $-SO_2R^9$, $-SO_2N(R^9)_2$, $-C(O)R^9$, $-C(O)C(O)N(R^9)_2$, $-C(O)N(R^9)_2$, $-OC(O)N(R^9)_2$, $-(CH_2)_{0-2}NHC(O)R^9$, $-N(R^9)SO_2R^9$, $-N(R^9)SO_2N(R^9)_2$, $-N(R^9)C(O)OR^9$, $-N(R^9)C(O)R^9$, or $-N(R^9)C(O)N(R^9)_2$.

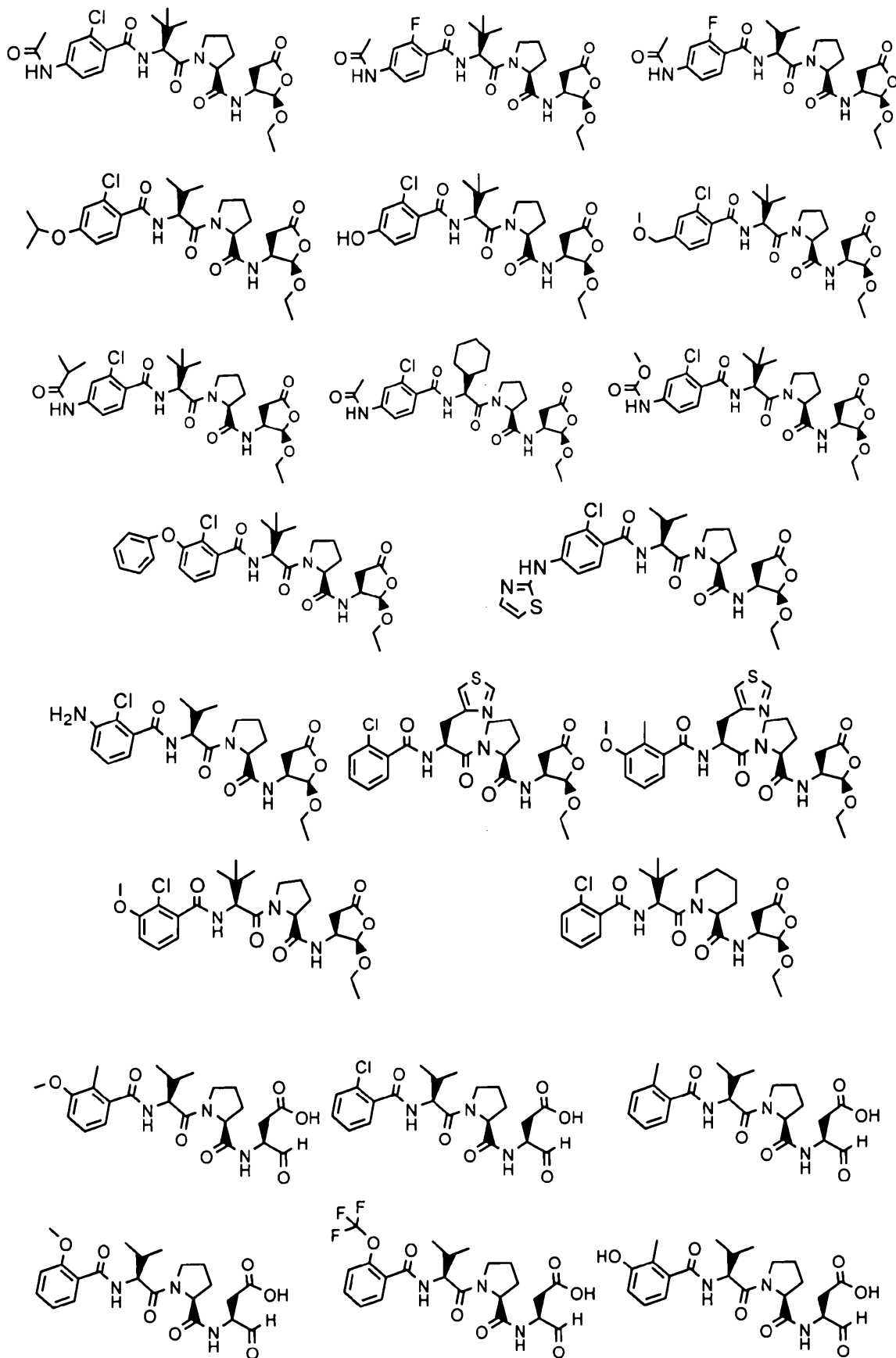
22. The compound according to claim 21 wherein each $R^{8'}$ is independently $-NH_2$, $-N(R^9)_2$, $-N(R^9)C(O)R^9$, $-OCF_3$, $-OR^9$, $-CF_3$, $-R^9$, $-SR^9$, or halo.

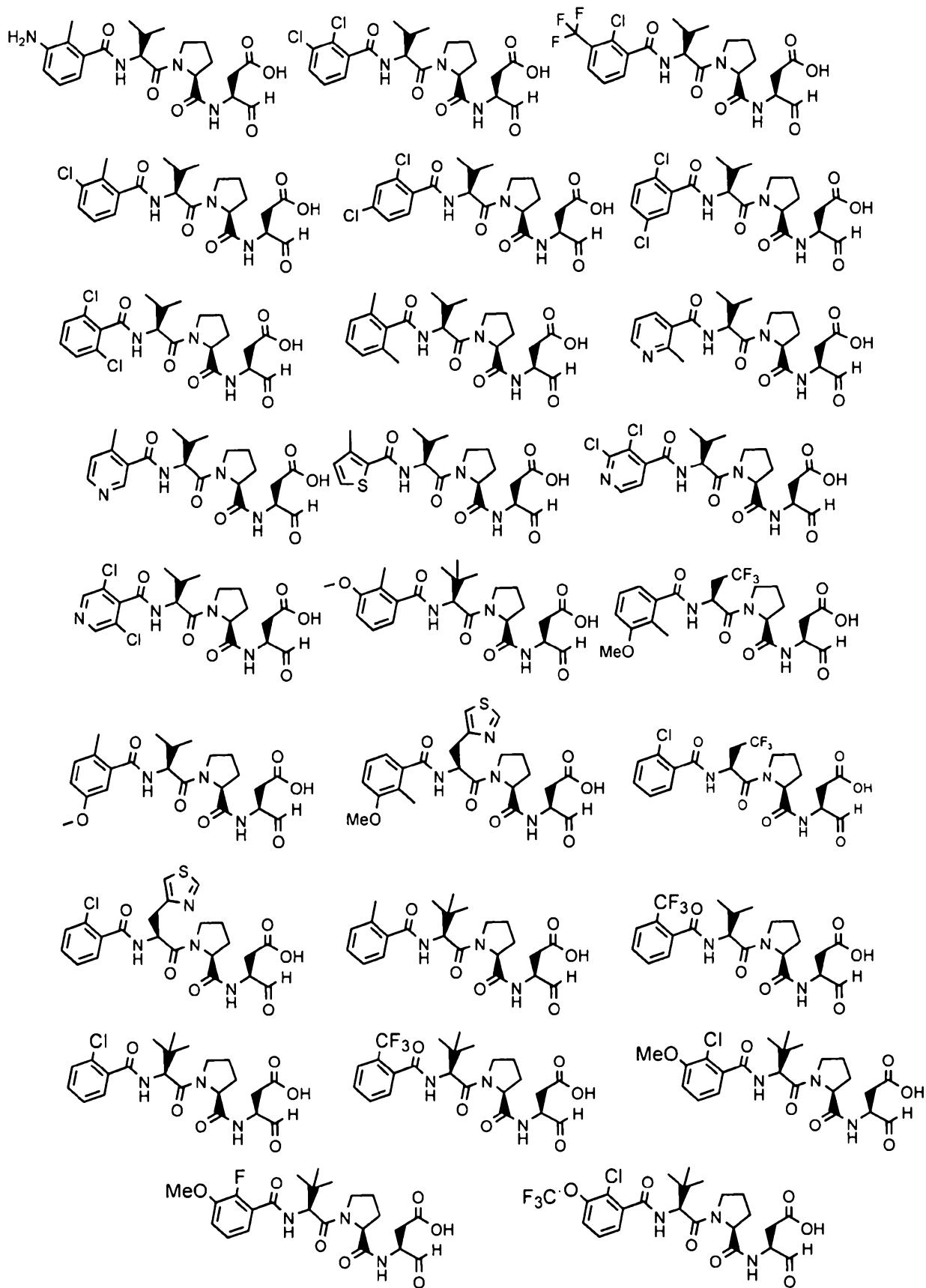
23. A compound selected from

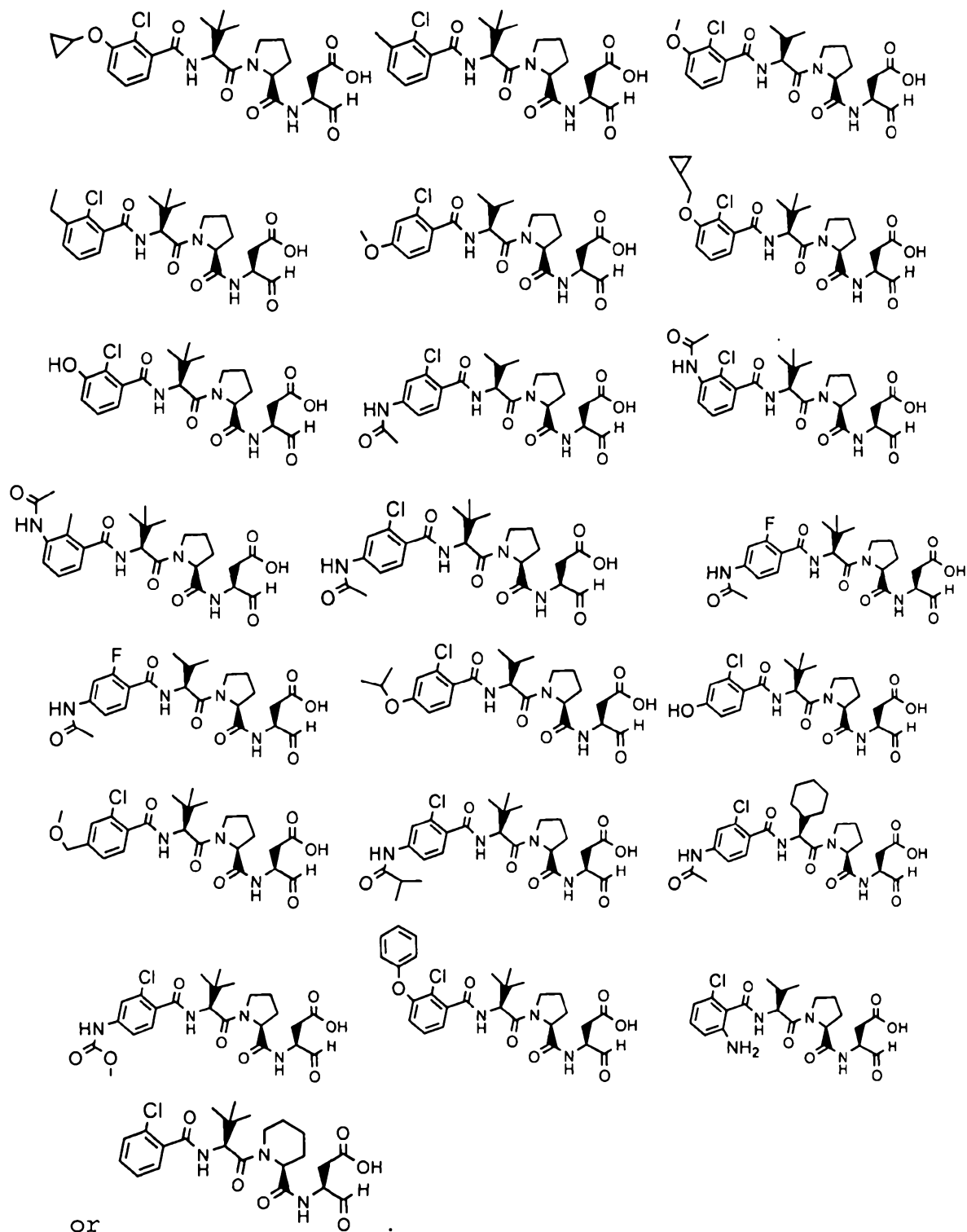


2005219861









24. A pharmaceutical composition comprising:

- a) a compound according to any one of claims 1 to 23; and
- b) a pharmaceutically acceptable carrier, adjuvant or vehicle.

25. The pharmaceutical composition of claim 24, comprising an additional therapeutic agent.

26. A method for treating a disease in a patient, wherein said disease is an IL-1 mediated disease, an apoptosis mediated disease, an inflammatory disease, an autoimmune disease, an autoinflammatory disease, a destructive bone disorder, a proliferative disorder, an infectious disease, a degenerative disease, a disease associated with cell death, an excess dietary alcohol intake disease, a viral mediated disease, retinal disorders, uveitis, inflammatory peritonitis, osteoarthritis, pancreatitis, asthma, adult respiratory distress syndrome, glomerulonephritis, rheumatoid arthritis, systemic lupus erythematosus, scleroderma, chronic thyroiditis, Grave's disease, autoimmune gastritis, diabetes, autoimmune hemolytic anemia, autoimmune neutropenia, thrombocytopenia, chronic active hepatitis, myasthenia gravis, inflammatory bowel disease, Crohn's disease, psoriasis, atopic dermatitis, scarring, graft vs. host disease, organ transplant rejection, organ apoptosis after burn injury, osteoporosis, leukemias and related disorders, myelodysplastic syndrome, multiple myeloma-related bone disorder, acute myelogenous leukemia, chronic myelogenous leukemia, metastatic melanoma, Kaposi's sarcoma, multiple myeloma, hemorrhagic shock, sepsis, septic shock, burns, Shigellosis, Alzheimer's disease, Parkinson's disease, Huntington's disease, Kennedy's disease, prion disease, cerebral ischemia, epilepsy, myocardial ischemia, acute and chronic heart disease, myocardial infarction, congestive heart failure, atherosclerosis, coronary artery bypass graft, spinal muscular atrophy, amyotrophic lateral sclerosis, multiple sclerosis, HIV-related encephalitis, aging, alopecia, neurological damage due to stroke, ulcerative colitis, traumatic brain injury, spinal cord injury, hepatitis-B, hepatitis-C, hepatitis-G, yellow fever, dengue fever, Japanese encephalitis, various forms of

2005219861 11 Jul 2011

2005219861 11 Jul 2011

liver disease, renal disease, polycystic kidney disease, H. pylori-associated gastric and duodenal ulcer disease, HIV infection, tuberculosis, meningitis, toxic epidermal necrolysis, pemphigus, Muckle-Wells Syndrome, Familial Cold Urticaria, Familial Mediterranean Fever, Chronic Infantile Neurological Cutaneous and Articular Syndrome, Neonatal Onset Multisystem Inflammatory Disease, TNFR1-Associated Periodic Syndrome, or Hyper-IgD periodic fever Syndrome;

said method comprising the step of administering to said patient a compound according to any one of claims 1 to 23 or a pharmaceutical composition according to claim 24 or claim 25.

27. A method for inhibiting a caspase-mediated function in a patient comprising the step of administering to said patient a compound according to any one of claims 1 to 23 or a pharmaceutical composition according to claim 24 or claim 25.

28. A method for decreasing IGIF or IFN- γ production in a patient, comprising administering to said patient a compound according to any one of claims 1 to 23 or a pharmaceutical composition according to claim 24 or claim 25.

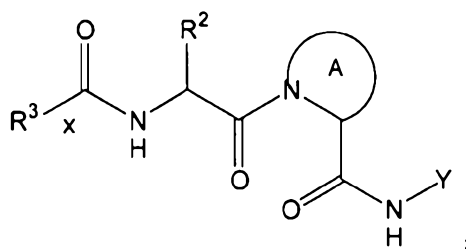
29. A method of preserving cells, said method comprising the step of bathing the cells in a composition of the compound according to any one of claims 1 to 23 or a pharmaceutically acceptable derivative thereof, or a composition according to claim 24 or claim 25.

30. The method according to claim 29, wherein said cells are in:

- a) an organ intended for transplant; or
- b) a blood product.

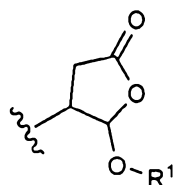
31. A method of treating cancer using immunotherapy, wherein said immunotherapy comprises as a component thereof a compound according to any one of claims 1 to 23 or a composition according to claim 24 or claim 25.

32. A process for preparing a compound of formula I:



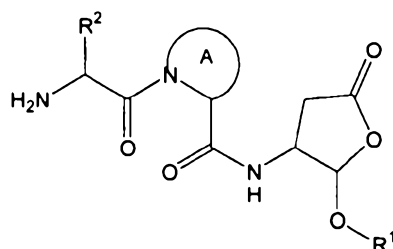
I

wherein Y is:



and the other variables are as defined in any one of claims 1 to 9 or 11 to 22;

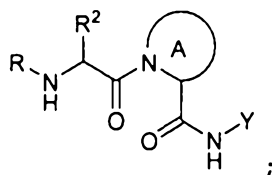
comprising reacting a compound of formula 1:



1

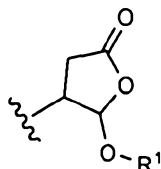
wherein the variables are as defined in any one of claims 1 to 9 or 11 to 22 and a compound of formula RX, wherein X is OH or an appropriate derivative or leaving group, in the presence of conditions for coupling an amine and an acid (when X is OH) or appropriate acid derivative (when X is an appropriate leaving group) to provide the compound of formula I.

33. A process for preparing a compound of formula I:



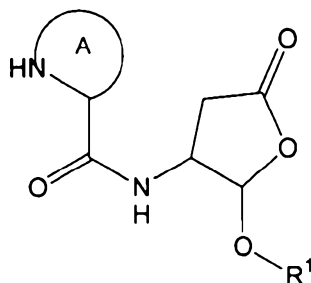
I

wherein Y is:



and the other variables are as defined in any one of claims 1 to 9 or 11 to 22;

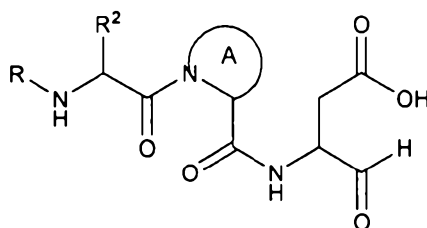
comprising reacting a compound of formula 7-A:



7-A

wherein the variables are as defined in any one of claims 1 to 9; and a compound of formula $RNHCH(R^2)C(O)X$, wherein X is OH or an appropriate derivative or leaving group, in the presence of conditions for coupling an amine and an acid (when X is OH) or appropriate acid derivative (when X is not OH) to provide the compound of formula I.

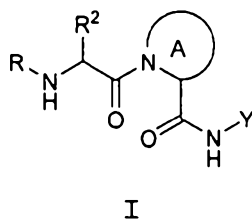
34. A process for preparing a compound of



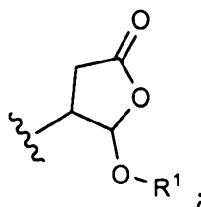
formula IV:

IV

wherein the variables are as defined in any one of claims 1 or 10 to 22, comprising reacting a compound of formula I:

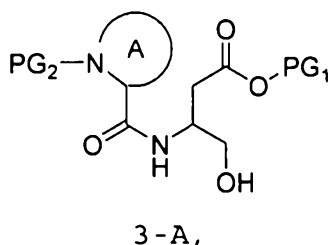


wherein Y is:



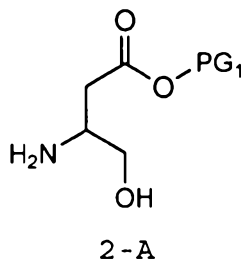
wherein R¹ is as defined in any one of claims 1 to 9 under hydrolysis conditions, to provide the compound of formula IV.

35. A process for preparing a compound of formula 3-A:

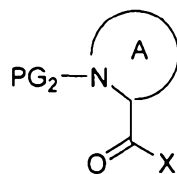


wherein PG₁ is a suitable carboxylic acid protecting group; PG₂ is a suitable nitrogen-protecting group; and ring A is as defined in claim 1; comprising:

reacting a compound of formula 2-A:



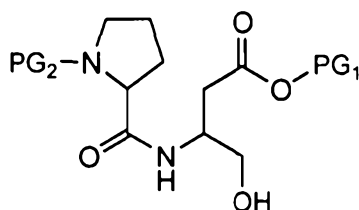
wherein PG₁ is a suitable carboxylic acid protecting group; and a compound of formula 20-A:



20-A

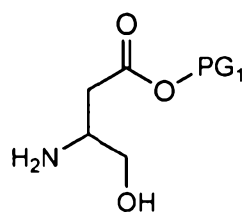
wherein PG₂ is a suitable nitrogen-protecting group; ring A is as defined in claim 1; and X is OH or an appropriate leaving group, under conditions for coupling an amine and a carboxylic acid (when X is OH) or an amine and an appropriate carboxylic acid (when X is an appropriate leaving group) to provide the compound of formula 3-A.

36. A process for preparing a compound of formula 3:



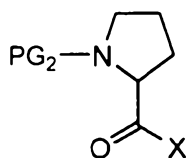
3

wherein PG₁ is a suitable carboxylic acid protecting group and PG₂ is a suitable nitrogen-protecting group; comprising:
reacting a compound of formula 2-A:



2-A

wherein PG₁ is a suitable carboxylic acid protecting group;
with a compound of formula 20:

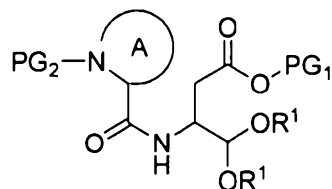


20

2005219861 11 Jul 2011

wherein PG₂ is a suitable nitrogen-protecting group and X is OH or an appropriate leaving group;
under conditions for coupling an amine and a carboxylic acid (when X is OH), or an amine and an appropriate carboxylic acid (when X is an appropriate leaving group), to provide the compound of formula 3.

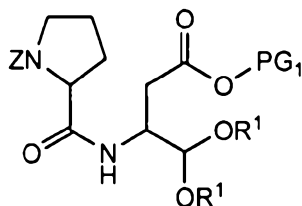
37. A compound of formula 5-A:



5-A

wherein PG₁ is a suitable carboxylic acid protecting group; PG₂ is a suitable nitrogen-protecting group; and R¹ and Ring A are as defined in any one of claims 1 to 9.

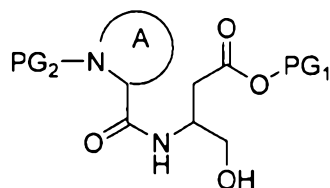
38. A compound of formula 5:



5,

wherein Z is a Z-type protecting group and PG₁ and R¹ are as defined in claim 37.

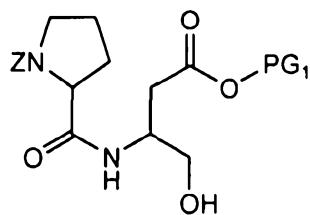
39. A compound of formula 3-A:



3-A,

wherein PG₁, PG₂, and Ring A, are as defined in claim 37.

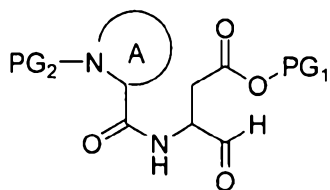
40. A compound of formula 3:



3,

wherein Z is a Z-type protecting group and PG₁ is as defined in claim 37.

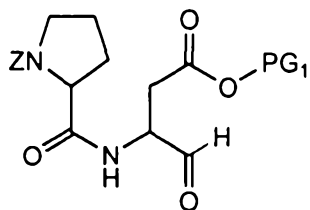
41. A compound of formula 4A:



4A,

wherein Ring A, PG₁ and PG₂ are as defined in claim 37.

42. A compound of formula 4:



4,

wherein Z is a Z-type protecting group and PG₁ is as defined in claim 37.

Dated: 11 July 2011