



US00D705732S

(12) **United States Design Patent**
Lee et al.

(10) **Patent No.:** US D705,732 S

(45) **Date of Patent:** ** *May 27, 2014

(54) **POWER STRIP**

(75) Inventors: **Noel Lee**, Las Vegas, NV (US); **Minki Bang**, Daly City, CA (US)

(73) Assignee: **Monster Cable Products, Inc.**,
Brisbane, CA (US)

(*) Notice: This patent is subject to a terminal disclaimer.

(**) Term: **14 Years**

(21) Appl. No.: **29/402,986**

(22) Filed: **Sep. 29, 2011**

(51) **LOC (10) Cl.** **13-03**

(52) **U.S. Cl.**
USPC **D13/137.2**; D13/139.8

(58) **Field of Classification Search**
USPC D13/152, 164, 184, 137.1, 139.1, 153,
D13/137.2, 133, 137.4, 139.7, 130, 128,
D13/132, 138.2, 139.3, 139.4, 139.8, 139.6,
D13/123, 160, 107, 137.3, 138.1, 139.2,
D13/139.5, 162, 178, 199; 361/683, 118,
361/119; D9/416, 423; 52/173.1, 656.2;
248/231.91

See application file for complete search history.

(56) **References Cited**

U.S. PATENT DOCUMENTS

D270,629	S	*	9/1983	Drew	D13/139.7
D446,189	S		8/2001	Lee		
D446,503	S		8/2001	Lee		
D556,689	S		12/2007	Lee et al.		
D576,553	S	*	9/2008	Lee et al.	D13/139.6
D637,955	S		5/2011	Lee et al.		
D644,180	S		8/2011	Lee et al.		
2004/0201940	A1	*	10/2004	Fournier et al.	361/118
2005/0105235	A1	*	5/2005	Yu	361/118

OTHER PUBLICATIONS

<http://www.ebay.com/itm/Monster-Power-Strip-Center-Home-Theater-Computer-Electr...> . . . *
[http://www.paulstv.com/power-protection/monster-cable-jp-800-8-outlet-just-power-it-up-](http://www.paulstv.com/power-protection/monster-cable-jp-800-8-outlet-just-power-it-up-...) . . . *
U.S. Appl. No. 29/403,123, filed Sep. 30, 2011, Noel Lee, et al.
U.S. Appl. No. 29/398,823, filed Aug. 4, 2011, Noel Lee, et al.
U.S. Appl. No. 29/402,976, filed Sep. 29, 2011, Noel Lee, et al.
U.S. Appl. No. 29/402,982, filed Sep. 29, 2011, Noel Lee, et al.

* cited by examiner

Primary Examiner — Robert M Spear

Assistant Examiner — Rhea Shields

(74) *Attorney, Agent, or Firm* — Sentinel IP; John Nielsen

(57) **CLAIM**

The ornamental design for a power strip, as shown and described in the accompanying drawings.

DESCRIPTION

FIG. 1 is a perspective view of a power strip, showing our design;

FIG. 2 is a top view thereof;

FIG. 3 is a bottom view thereof;

FIG. 4 is a side view thereof;

FIG. 5 is an opposing side view thereof;

FIG. 6 is an end view thereof;

FIG. 7 is an opposing end view thereof;

FIG. 8 is a perspective view of a second embodiment of the power strip;

FIG. 9 is a top view thereof;

FIG. 10 is a bottom view thereof;

FIG. 11 is a side view thereof;

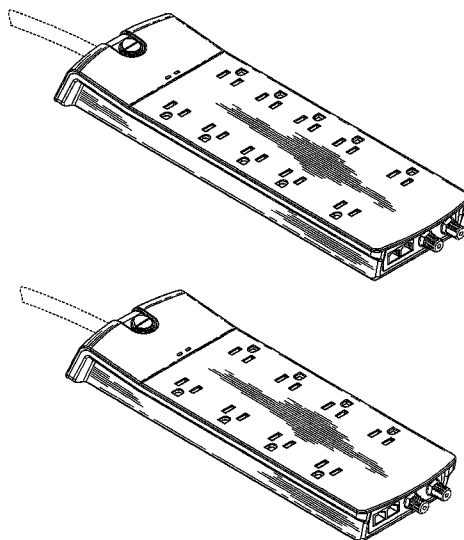
FIG. 12 is an opposing side view thereof;

FIG. 13 is an end view thereof; and,

FIG. 14 is an opposing end view thereof.

The broken lines in the figures illustrate unclaimed environment only and form no part of the claimed design.

1 Claim, 8 Drawing Sheets



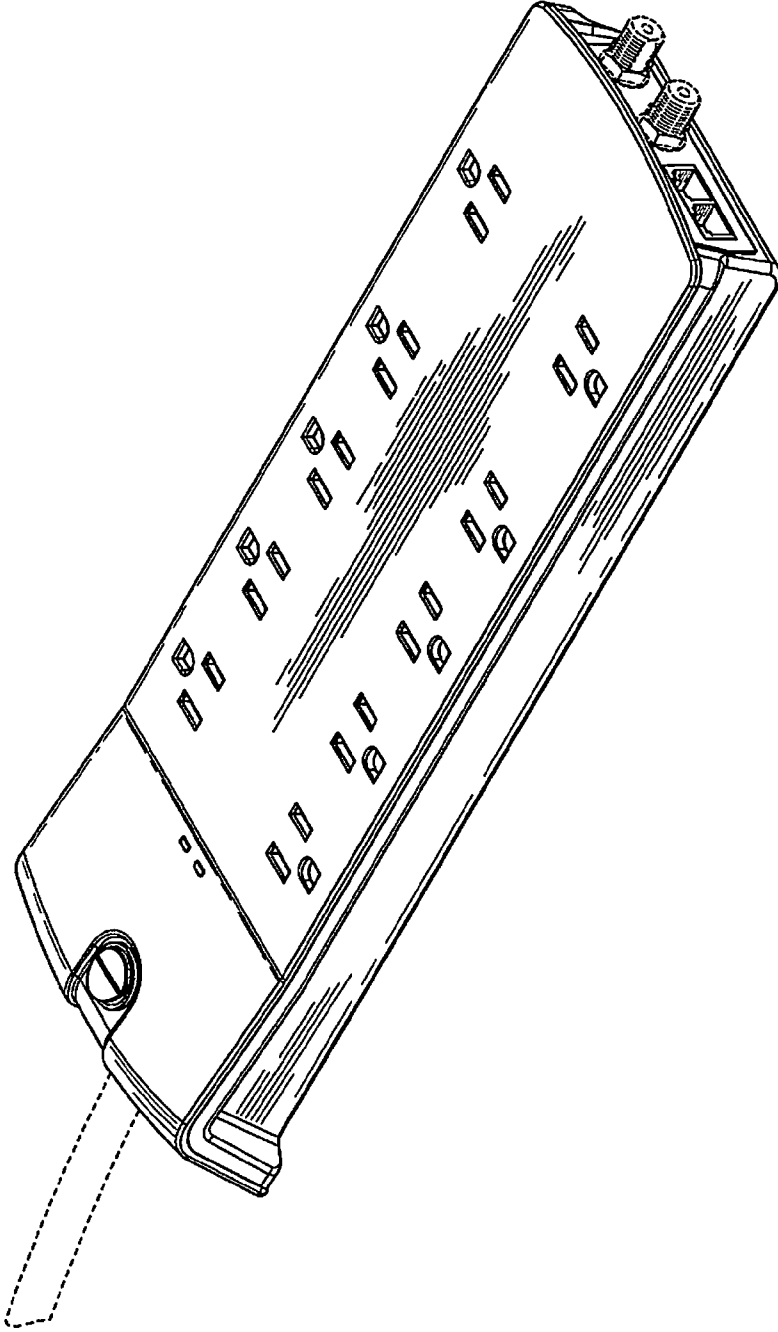


FIG. 1

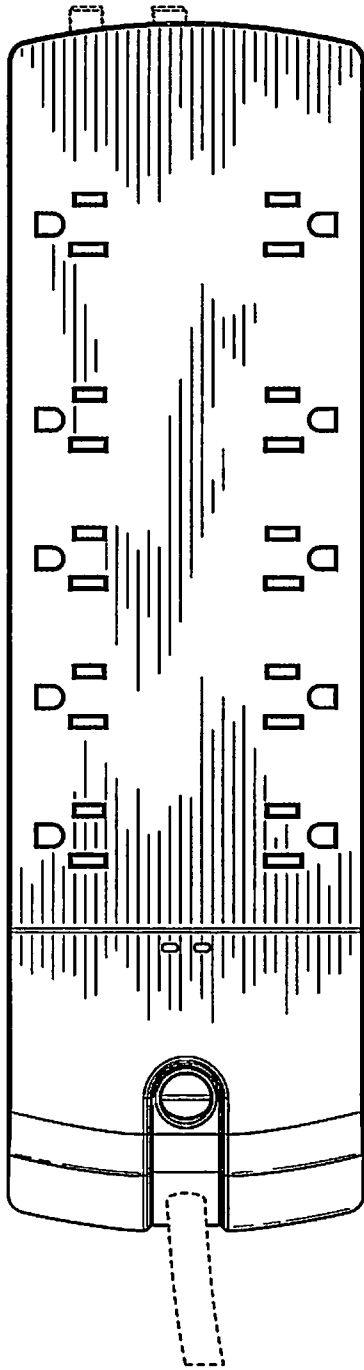


FIG. 2




FIG. 3



FIG. 4




FIG. 5

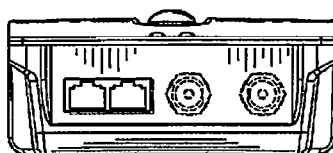


FIG. 6

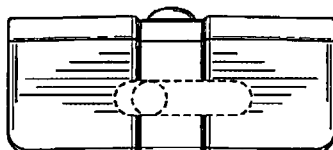


FIG. 7

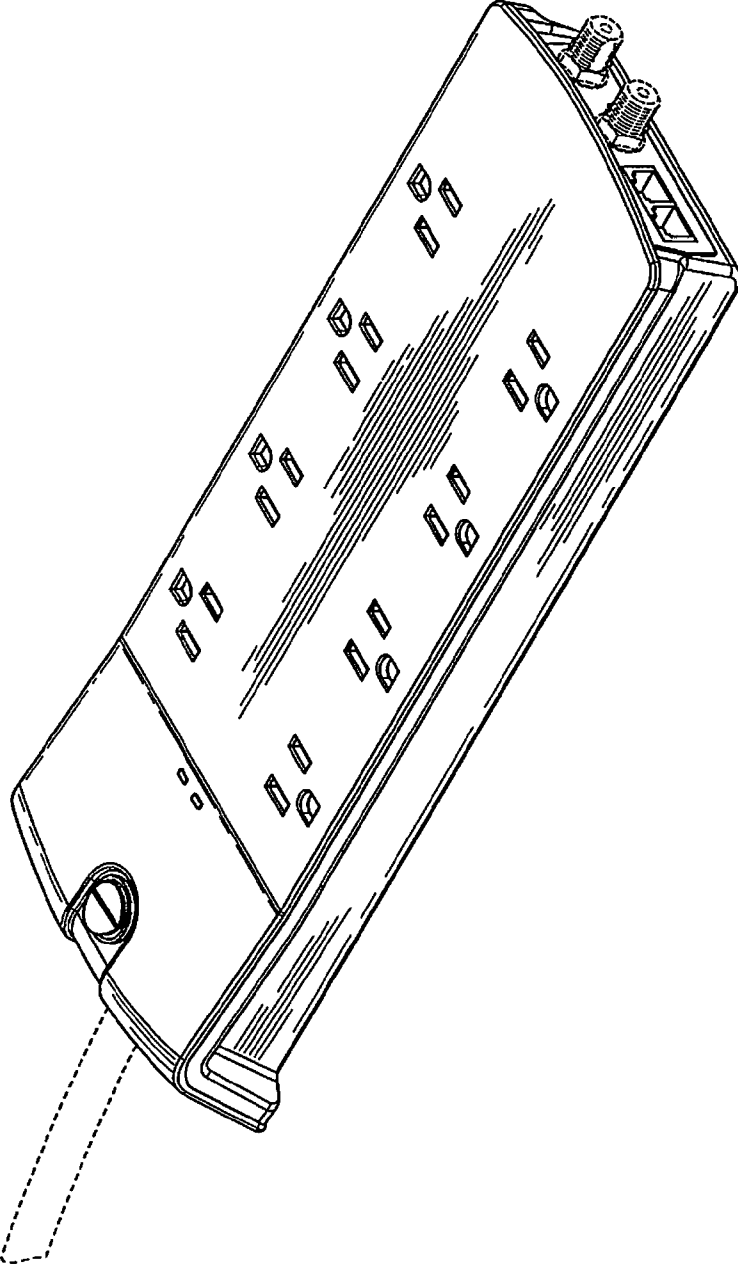


FIG. 8

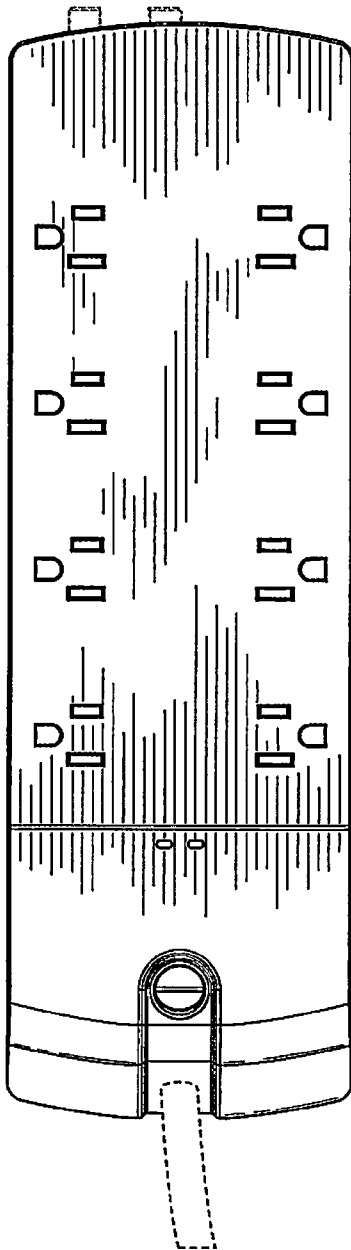


FIG. 9

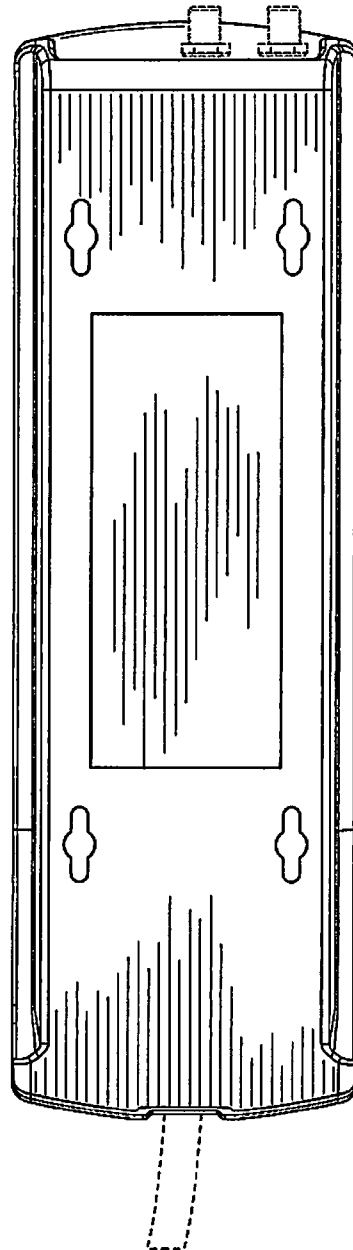


FIG. 10




FIG. 11



FIG. 12

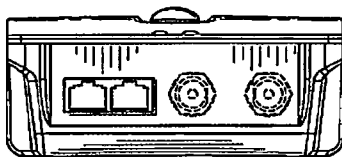


FIG. 13




FIG. 14