



US00D759744S

(12) **United States Design Patent**  
**Rigas**

(10) **Patent No.:** **US D759,744 S**

(45) **Date of Patent:** **\*\* Jun. 21, 2016**

(54) **EYEBLACK GLASS FRAMES**

(71) Applicant: **Peter Rigas**, Yardley, PA (US)

(72) Inventor: **Peter Rigas**, Yardley, PA (US)

(\*\*) Term: **14 Years**

(21) Appl. No.: **29/518,411**

(22) Filed: **Feb. 24, 2015**

(51) **LOC (10) Cl.** ..... **16-06**

(52) **U.S. Cl.**

USPC ..... **D16/315**; D16/306; D16/309

(58) **Field of Classification Search**

USPC ..... D16/101, 300-342, 900; D29/109-110;  
351/41, 44, 51-52, 62, 158, 92,  
351/103-123, 140-153, 63, 59, 45-48;  
2/426-432, 447-449, 441, 434-437,  
2/440, 442, 13, 15; D21/483, 659-661;  
D14/372

CPC ..... G02C 2200/08; G02C 1/06; G02C 5/14;  
G02C 5/16; G02C 11/02; G02C 11/04;  
A61M 2021/0044; A63B 33/002

See application file for complete search history.

(56) **References Cited**

**U.S. PATENT DOCUMENTS**

D206,911 S *	2/1967	Ramp	.....	D16/328
D275,574 S *	9/1984	Feinbloom	.....	D16/315
D354,502 S	1/1995	Mekari		
D369,376 S	4/1996	Guo		
5,521,655 A	5/1996	Rhoad		
D396,872 S	8/1998	Wang		

D396,873 S	8/1998	Wang		
D408,432 S *	4/1999	Jumara	.....	D16/306
D436,613 S *	1/2001	Chao	.....	D16/315
7,753,518 B2	7/2010	Lam et al.		
D675,248 S	1/2013	Iachetti		
D693,398 S *	11/2013	Rubin	.....	D16/303
D701,897 S *	4/2014	Miera	.....	D16/326
2006/0268218 A1	11/2006	Medana		
2013/0208229 A1	8/2013	Polegato Moretti		
2013/0293829 A1	11/2013	Chen		
2013/0314660 A1	11/2013	Chen		

\* cited by examiner

*Primary Examiner* — Raphael Barkai

(74) *Attorney, Agent, or Firm* — Joseph E. Maenner; Maenner & Associates, LLC

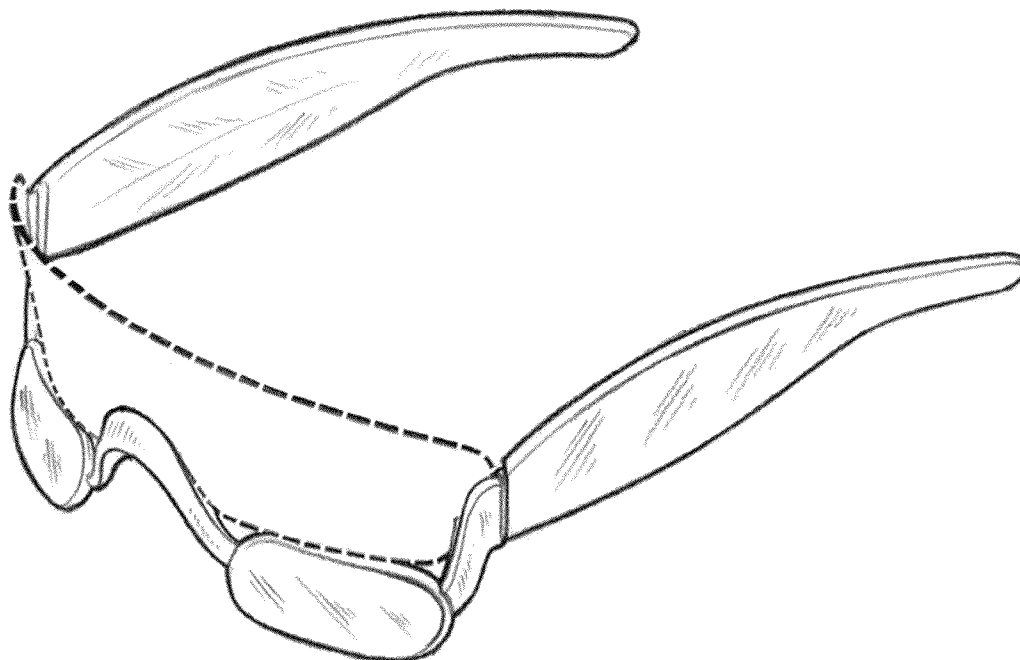
(57) **CLAIM**

The ornamental design for eyebblack glass frames, as shown and described.

**DESCRIPTION**

FIG. 1 is a perspective view of an ornamental design of eyebblack glass frames showing my new design. FIG. 2 is a front elevational view thereof. FIG. 3 is a right side elevational view thereof. FIG. 4 is a rear elevational view thereof. FIG. 5 is a top plan view thereof. FIG. 6 is a bottom plan view thereof; and, FIG. 7 is a left side elevational view thereof. The broken lines in FIGS. 1-7 represent environmental subject matter and form no part of the claimed design.

**1 Claim, 4 Drawing Sheets**



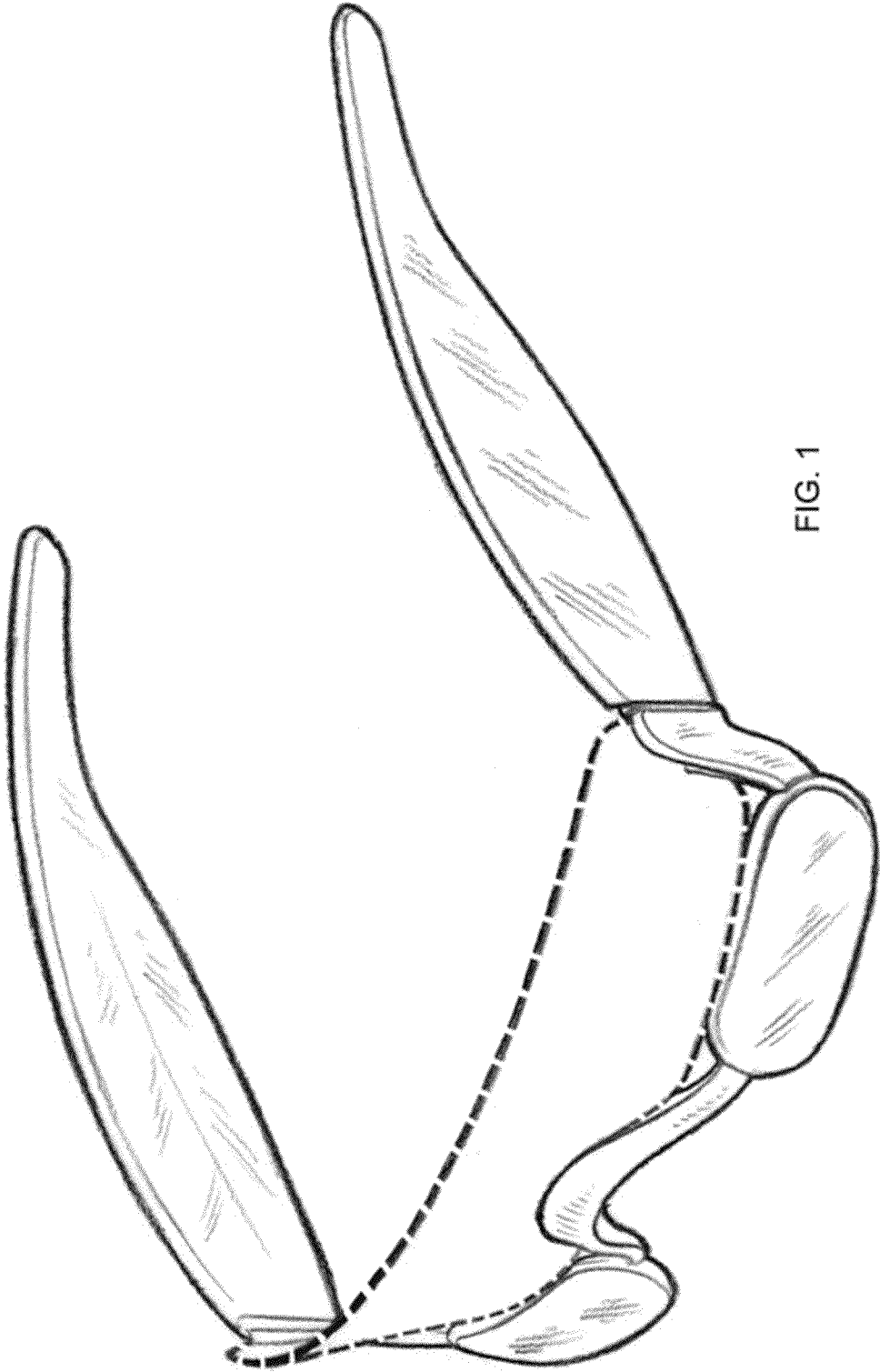


FIG. 1

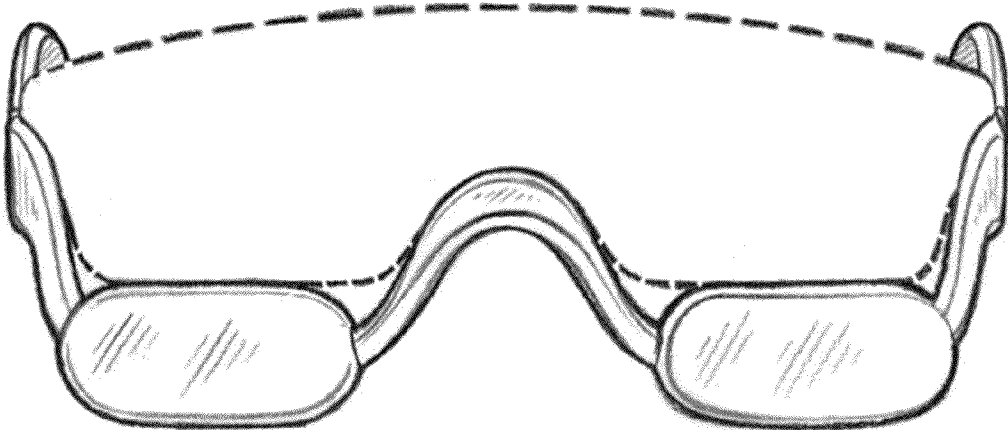


FIG. 2

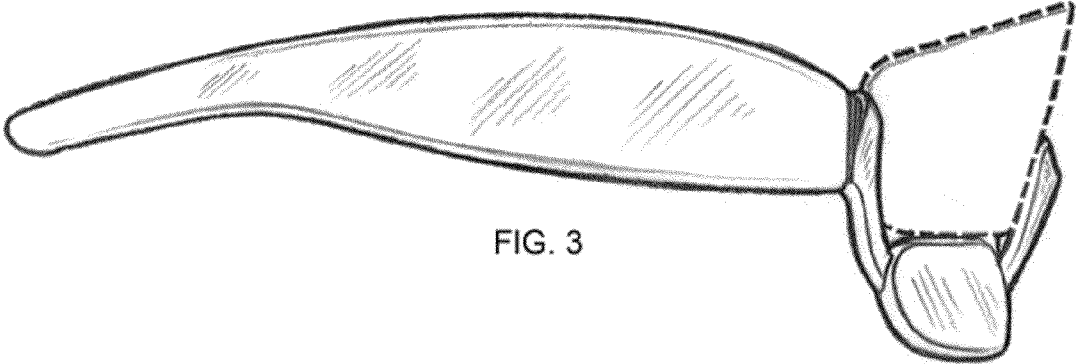


FIG. 3

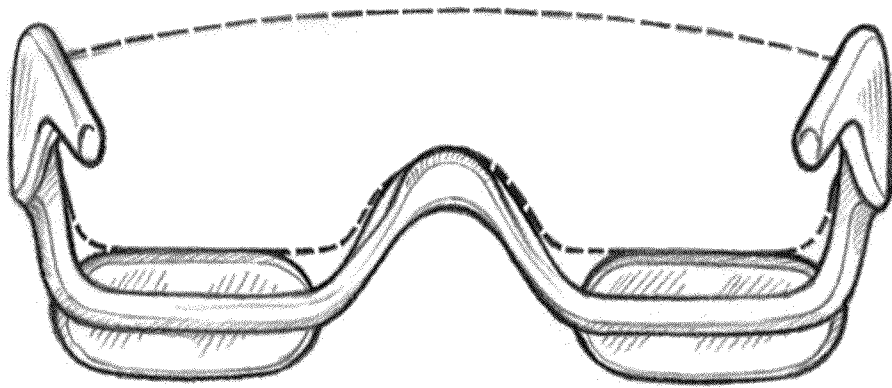


FIG. 4

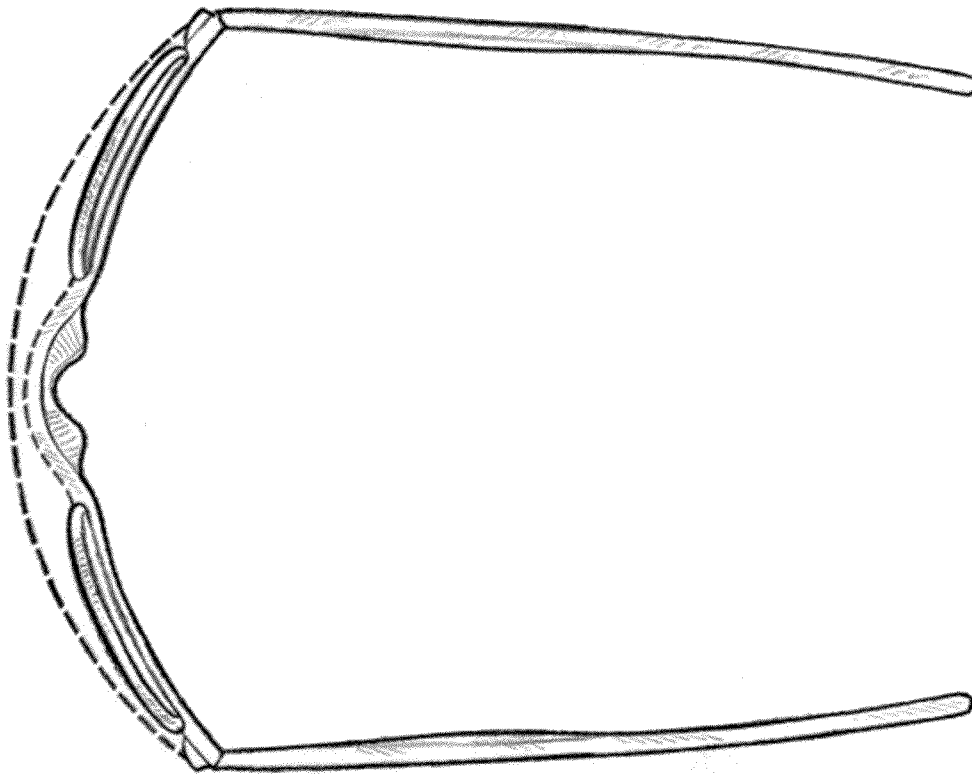


FIG. 5

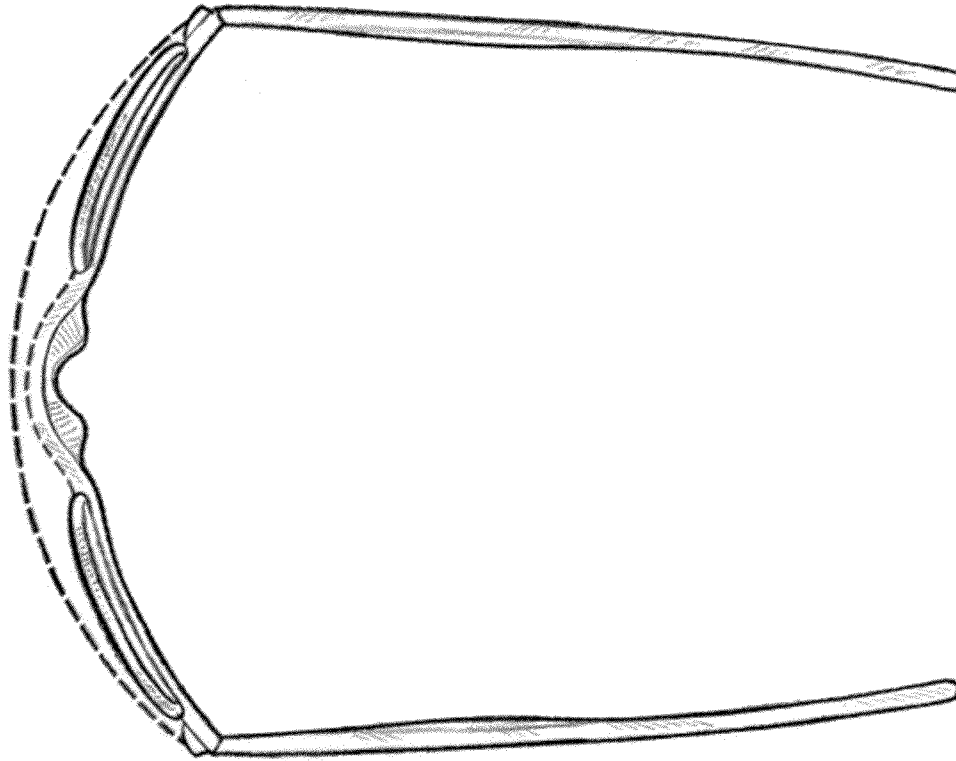


FIG. 6

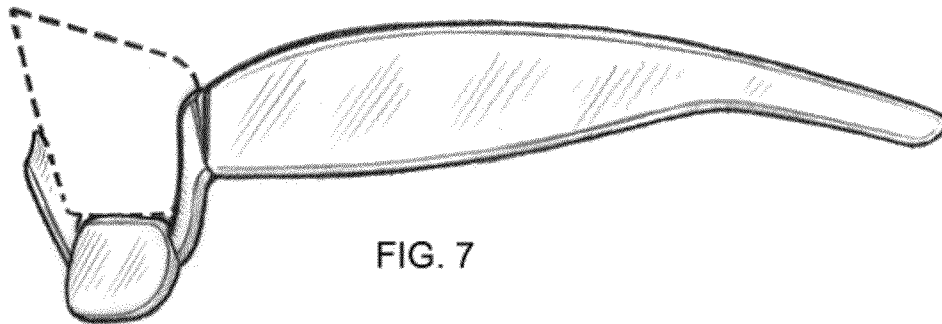


FIG. 7