



(43) International Publication Date
19 November 2009 (19.11.2009)

PCT

(10) International Publication Number
WO 2009/139874 A1

(51) International Patent Classification:
B65D 25/54 (2006.01)

(21) International Application Number:
PCT/US2009/002974

(22) International Filing Date:
13 May 2009 (13.05.2009)

(25) Filing Language: English

(26) Publication Language: English

(30) Priority Data:
61/127,433 13 May 2008 (13.05.2008) US

(71) Applicant (for all designated States except US):
NESTEC S.A. [CH/CH]; Avenue Nestle 55, CH-1800 Vevey (CH).

(72) Inventors; and

(75) Inventors/Applicants (for US only): **WURTH, Stephen, A.** [US/US]; 1531 S. 18th Street, Apt. 222, St. Louis, MO 63104 (US). **URUSHIDANI, Yukihiro** [JP/US]; 180 Old Orchard Avenue, Webster Groves, MO 63119 (US). **SKINNER, Bethanie** [US/US]; 12345 Roberson Road, Litchfield, IL 62056 (US). **KUMKE, William** [US/US]; 700 Summit Avenue, Webster Groves, MO 63119 (US).

(74) Agent: **GUFFEY, Wendell, Ray**; Nestle Purina Petcare Global, Resources, Inc., Checkerboard Square, St. Louis, MO 63164 (US).

(81) Designated States (unless otherwise indicated, for every kind of national protection available): AE, AG, AL, AM, AO, AT, AU, AZ, BA, BB, BG, BH, BR, BW, BY, BZ, CA, CH, CN, CO, CR, CU, CZ, DE, DK, DM, DO, DZ, EC, EE, EG, ES, FI, GB, GD, GE, GH, GM, GT, HN, HR, HU, ID, IL, IN, IS, JP, KE, KG, KM, KN, KP, KR, KZ, LA, LC, LK, LR, LS, LT, LU, LY, MA, MD, ME, MG, MK, MN, MW, MX, MY, MZ, NA, NG, NI, NO, NZ, OM, PG, PH, PL, PT, RO, RS, RU, SC, SD, SE, SG, SK, SL, SM, ST, SV, SY, TJ, TM, TN, TR, TT, TZ, UA, UG, US, UZ, VC, VN, ZA, ZM, ZW.

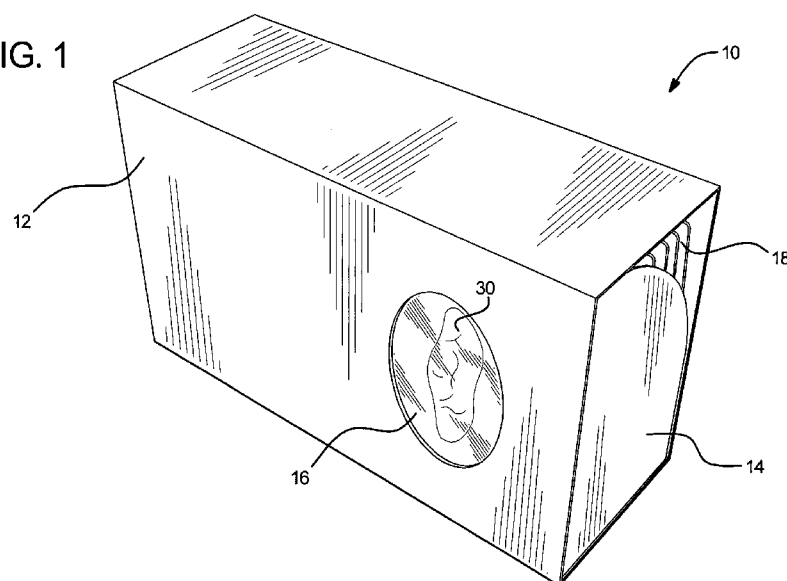
(84) Designated States (unless otherwise indicated, for every kind of regional protection available): ARIPO (BW, GH, GM, KE, LS, MW, MZ, NA, SD, SL, SZ, TZ, UG, ZM, ZW), Eurasian (AM, AZ, BY, KG, KZ, MD, RU, TJ, TM), European (AT, BE, BG, CH, CY, CZ, DE, DK, EE, ES, FI, FR, GB, GR, HR, HU, IE, IS, IT, LT, LU, LV, MC, MK, MT, NL, NO, PL, PT, RO, SE, SI, SK, TR), OAPI (BF, BJ, CF, CG, CI, CM, GA, GN, GQ, GW, ML, MR, NE, SN, TD, TG).

Published:

— with international search report (Art. 21(3))

(54) Title: PACKAGES FOR STORING PRODUCTS AND METHODS OF MAKING AND USING SUCH PACKAGES

FIG. 1



(57) Abstract: The invention provides packages for storing consumable products and methods for making and using same. The packages may include containers housed within a housing, which may include at least one viewable area in a wall of the housing to allow a consumer to see through at least a portion of the housing. The containers may also include at least one viewable area in a wall of the containers and the location of the viewable area may correspond to a location of the viewable area of the housing. The containers may also be connected such that the containers may be removed from the housing, rotated about a hinged connection, and placed on a shelf for storage.



WO 2009/139874 A1

PACKAGES FOR STORING PRODUCTS AND METHODS OF MAKING
AND USING SUCH PACKAGES

CROSS REFERENCE TO RELATED APPLICATIONS

[0001] This application claims priority to U.S. Provisional Application Serial No. 61/127,433 filed May 13, 2008, the disclosure of which is incorporated herein by reference.

BACKGROUND OF THE INVENTION

Field of the Invention

[0002] The present invention relates generally to packages and packaging and particularly to packages and packaging useful for displaying and storing consumable products.

Description of Related Art

[0003] Packaging for consumable products is important both with respect to the marketing and storage of the products contained therein. As such, packages for consumable products come in a variety of sizes, shapes, and designs. With respect to marketing, variation of these characteristics can convey important information to the consumer including the product brand, flavor, or type of product contained within the package. Similarly, varying the sizes, shapes, and designs of the packaging may also provide advantages with respect to storage of the product. For example, packaging can often be bulky and require large amounts of shelf space to be stored by the consumer. Since many packages do not meet these requirements, there is, therefore, a need for new an innovative packaging that allows the consumer to view the product from various perspectives and that can be manipulated to conserve shelf space.

SUMMARY OF THE INVENTION

[0004] The present invention provides packages for storing and marketing consumable products and methods of making and using such packages. In particular, the packages of the present invention may be used to increase marketability of the products contained in the packages and to reduce the amount of space required to store the packages.

[0005] In an embodiment, the invention provides a package comprising a first container having a front wall and a back wall hingedly connected to a second container having a front wall and a back wall between at least a first position and a second position. The front walls of the first and second containers may be oriented in opposing directions in the first position and in a same direction in the second position. The first and second containers may be

hingedly connected by a connection having a characteristic selected from the group consisting of perforations, etching, weakened portions, or combinations thereof.

[0006] In an embodiment, the containers include at least one viewable area. The viewable areas include a portion of the package wherein a consumer can see through the portion of the package. For example, the viewable areas may be a hole defined by a portion of the package, a window with a transparent material, or the like. The viewable area may be located on the housing, the containers, or combinations thereof.

[0007] In an embodiment, the containers may house a plurality of products, including products in other types of packages containing the products.

[0008] In another embodiment, the invention provides a package comprising a first container including a back wall having a first viewable area and a second container hingedly connected to the first container and including a back wall with a second viewable area. The first and second containers may be hingedly connected by a connection having a characteristic selected from the group consisting of perforations, etching, weakened portions, or combinations thereof.

[0009] In an embodiment, the containers may include at least one viewable area. The viewable areas may include a portion of the package wherein a consumer can see through the portion of the package. For example, the viewable areas may be a hole defined by a portion of the package, a window with a transparent material, or the like.

[0010] In an embodiment, the containers may house a plurality of products, including products in other types of packages containing the products.

[0011] In yet another embodiment, the invention provides a package comprising at least two containers hingedly connected to each other, each of the at least two containers including two side walls, a back wall and a front wall. Each of the side walls may include a curved portion extending downwardly from a back wall to a front wall. The curved portion may extend from a top of the back wall to a top of the front wall. The at least two containers may be hingedly connected by a connection having a characteristic selected from the group consisting of perforations, etching, weakened portions, or combinations thereof.

[0012] In an embodiment, the containers may include at least one viewable area. The viewable areas may include a portion of the package wherein a consumer can see through the portion of the package. For example, the viewable areas may be a hole defined by a portion of the package, a window with a transparent material, or the like. The viewable area may be located on the housing, the containers, or combinations thereof.

[0013] In an embodiment, the containers may house a plurality of products, including products in other types of packages containing the products. The plurality of products or packages may have a height that is greater than a height of the front walls of the at least two containers.

[0014] In still yet another embodiment, the invention provides a package comprising a housing having at least one viewable area at a first location, at least two connected containers housed within the housing and having at least one viewable area at a second location corresponding to the first location, and a package having indicia thereon. The indicia of the package may be visible through both the viewable area at the first location and the viewable area at the second location.

[0015] In an embodiment, the containers and/or the housing may include at least one viewable area. The viewable areas may include a portion of the package wherein a consumer can see through the portion of the package. For example, the viewable areas may be a hole defined by a portion of the package, a window with a transparent material, or the like. The viewable area may be located on the housing, the containers, or combinations thereof.

[0016] In an embodiment, the containers may house a plurality of products, including products in other types of packages containing the products. The packages may include indicia that are indicative of a property of a consumable product contained within the packages. A location of the indicia may correspond to a location of a viewable area. The location of the viewable area may include viewable areas on the housing, the containers, or combinations thereof. For example, in an embodiment, the location of the indicia corresponds to the location of the viewable areas on the containers. Similarly, in an embodiment, the locations of the indicia and the location of the viewable areas on the containers correspond to the location of the viewable areas on the housing.

[0017] In another embodiment, the invention provides a package comprising a housing having at least one viewable area at a first location and at least two hingedly connected containers housed within the housing and having at least one indicia at a second location corresponding to the first location.

[0018] In an embodiment, the containers and/or housing may include at least one viewable area. The viewable areas may include a portion of the package wherein a consumer can see through the portion of the package. For example, the viewable areas may be a hole defined by a portion of the package, a window with a transparent material, or the

like. The viewable area may be located on the housing, the containers, or combinations thereof.

[0019] In an embodiment, the housing includes two viewable areas. The two viewable areas may be located at opposing ends of the housing and on opposing walls of the housing.

[0020] In yet another embodiment, the invention provides a method for storing products in a package. The method comprises removing a first container and a second container from a housing, wherein the first container is hingedly connected to the second container, rotating the second container from a first position, wherein the first and second containers are oriented in opposing directions, to a second position, wherein the first and second containers are in a same direction, and storing the first and second containers in the second position.

[0021] In an embodiment, the rotating occurs about a vertical axis defined by the hinged connection.

[0022] In an embodiment, the first and second containers are stored on a pantry shelf.

[0023] In still yet another embodiment, the invention provides a method for displaying products in a package. The method comprises housing at least two connected containers in a housing, the containers including at least one viewable area, aligning the at least one viewable area of the containers with at least one viewable area of the housing, and displaying the package. The package may be displayed in a position selected from the group consisting of vertical, horizontal, or combinations thereof.

[0024] In an embodiment, the containers and/or housing may include at least one viewable area. The viewable areas may include a portion of the package wherein a consumer can see through the portion of the package. For example, the viewable areas may be a hole defined by a portion of the package, a window with a transparent material, or the like. The viewable area may be located on the housing, the containers, or combinations thereof.

[0025] In an embodiment, the method includes packaging a consumable product in a package. The package may then be inserted into at least one of the first and second containers. The at least one of the first and second containers may then be inserted into the housing.

[0026] In another embodiment, the invention provides a method for displaying products in a package. The method comprises housing at least two connected containers in a housing, the containers including at least one indicia, aligning the at least one indicia of the

containers with at least one viewable area of the housing, and displaying the package. The package may be displayed in a position selected from the group consisting of vertical, horizontal, or combinations thereof.

[0027] In an embodiment, the containers and/or housing may include at least one viewable area. The viewable areas may include a portion of the package wherein a consumer can see through the portion of the package. For example, the viewable areas may be a hole defined by a portion of the package, a window with a transparent material, or the like. The viewable area may be located on the housing, the containers, or combinations thereof.

[0028] In an embodiment, the method includes packaging a consumable product in a package. The package may then be inserted into at least one of the first and second containers. The at least one of the first and second containers may then be inserted into the housing.

[0029] Advantages of embodiments of the present invention will now be set forth. It should be noted that not all of these advantages may be met by any specific embodiment of the present invention. An advantage of the present invention is to provide an improved package. It is also an advantage of the present invention to provide an improved package for storing a product. Another advantage of the present invention is to provide an improved package for reducing the required storage space of the package. Still yet another advantage of the present invention is to provide a package capable of being stored in different configurations. It is also an advantage of the present invention to provide an improved package for marketing a product. It is a further advantage of the present invention to provide improved methods for storing a package. Another advantage of the present invention is to provide improved methods for marketing products in a package.

[0030] Other and further objects, features, and advantages of the invention will be readily apparent to those skilled in the art.

BRIEF DESCRIPTION OF THE FIGURES

[0031] FIG. 1 illustrates a package in accordance with an embodiment of the present invention.

[0032] FIG. 2 illustrates two containers positioned in a side-by-side arrangement in accordance with an embodiment of the present invention.

[0033] FIG. 3 illustrates two containers positioned in a front-to-back arrangement in accordance with an embodiment of the present invention.

[0034] FIG. 4 illustrates two connected containers in accordance with an embodiment of the present invention.

DETAILED DESCRIPTION OF THE INVENTION

[0035] The present invention generally provides packages, methods for marketing products contained in packages, and methods for storing products contained in packages. More specifically, the present invention provides packages for containing consumable products that improve the marketability of the products and reduce the amount of space required to store the products. For example, the packages are designed to provide a unique viewable area, or combinations of viewable areas, that allow the consumer to visually identify a property or characteristic associate with the product by looking through the viewable area of the package. Moreover, the packages may also be arranged such that the amount of storage space required to store the product on, for example, a pantry shelf after a consumer purchases the product is reduced. Specifically, the packages may be hingedly connected between a first position, upon being removed from a housing, and a second position to be stored by the consumer.

[0036] As shown in Figure 1, an embodiment of a package of the present invention is generally designated by the numeral 10. The package 10 includes a housing 12 that houses at least one container 14 and includes at least one viewable area 16. Similarly, the container 14 may also include at least one viewable area, as will be further discussed below. As shown in Figure 1, the container 14 may house one or more packages 18, which may serve as individual storage packages for the product that is intended to be stored by package 10.

[0037] The housing 12 may be manufactured from any material known in the art and used for manufacturing packages. For example, the housing 12 may be formed from any suitable material including, but not limited to, plastic, foil, composites, paper, paperboard, cardboard, and the like, and combinations thereof. In an embodiment, the housing 12 is formed from a paperboard material. Similarly, the housing 12 may take on any shape or size and should not be limited to any particular size or shape, so as long as the container(s) 14 are able to be housed therein.

[0038] As shown in Figure 1, in an embodiment, the housing 12 is generally shaped as a rectangular sleeve. However, the housing 12 may be any suitable size and shape including, but not limited to, cubic, rectangular, pyramidal, cylindrical, conical, spherical shapes, and combinations thereof. Similarly, the housing 12 need not necessarily be a sleeve that has two open ends. Instead, the housing 12 may take any form including, but not limited to, a

box that completely encloses the container(s) 14, a sleeve having two open ends, a compartment having one open side or end, or the like, and combinations thereof. As such, the skilled artisan will appreciate that the dimensions and shape of the housing 12 may vary as desired.

[0039] The housing 12 of the present invention may also have any number of viewable areas 16. Providing viewable areas 16 in the package 10 allows a consumer to see an indicia 30 through a portion of the package 10 and to quickly identify a property or characteristic that is associated with the product. As such, the indicia 30 may be indicative of a property or characteristic of the product contained within the package 10. Moreover, the ability of a manufacturer to vary the features of the indicia 30 may help to draw the consumer's attention to the product, thereby increasing consumer appeal in the product.

[0040] As used herein, a viewable area 16 is an area of the packaging that allows a consumer to see through at least a portion of the packaging. For example, a viewable area 16 may include, but is not limited to, a hole, a cut-out, a window having a transparent material, and the like, and combinations thereof. The viewable area 16 may also include, for example, any number of holes, cut-outs, or windows having transparent materials, so long as a consumer is able to see through at least the portion of the packaging corresponding to the location of the viewable area 16. In an embodiment, the housing 12 includes a viewable area 16 that is a hole defined by the housing 12. In another embodiment, the housing 12 includes a viewable area 16 that is a window having a transparent material. The transparent material may be any see-through material that will allow a consumer to see through a portion of the package. For example, the transparent material may be any plastic, glass, composite material, and the like, and combinations thereof. Further, the transparent material may also be tinted with a color.

[0041] Although the viewable areas 16 shown in Figures 1-2 and 4 are shown as windows having transparent materials, the skilled artisan will appreciate that the form and dimensions of the viewable areas 16 may vary as desired. Accordingly, the viewable areas 16 are not limited to any particular size or shape as long as the viewable areas 16 allow a consumer to see through a portion of the package. For example, the viewable areas 16 may have any shape including, but not limited to, cylindrical, conical, circular, semi-circular, elliptical, semi-elliptical, a biconvex lens or football shape, a crescent, or any polygon such as, for example, a square, rectangle, triangle, etc., and combinations thereof. Similarly, the

viewable areas 16 may take any form including, but not limited to, holes, cut-outs, windows, or the like, as described above.

[0042] Since the viewable areas 16 are designed to allow a consumer to see through a portion of the package 10, in an embodiment, the viewable areas 16 of the housing 12 may be designed to allow a consumer to see through the housing 12. For example, Figure 1 illustrates a viewable area 16 in the housing 12 that is a window having a transparent material that allows a consumer to see through the housing 12 to see the indicia 30. The indicia 30 may be located on a wall of the containers 14 such that the indicia 30 may be visible through the viewable area 16 of the housing 12 when the containers 14 are inside the housing 12. In order for the indicia 30 to be viewable through the viewable area 16, however, the location of the indicia 30 on the wall of the container 14 must correspond to a location of the viewable area 16 on the housing 12.

[0043] Alternatively, the indicia 30 may be located on one or more packages 18 that are located within the container 14. The packages 18 may be any packages known in the art for individually wrapping and/or sealing packages that are used to store the products. For example, packages 18 may be individually sealed packages containing consumable products including but not limited to, pet foods. The skilled artisan will appreciate, however, that the packages 18 may be used to package or store any type of consumable food product.

[0044] In an embodiment where the indicia 30 is located on one or more packages 18, both the housing 12 and the containers 14 may have viewable areas 16, 28. Moreover, in an embodiment where the indicia 30 is located on one or more packages 18, the location of the indicia 30 on the packages 18, the location of a viewable area 28 of the container 14, and the location of a viewable area 16 of the housing 12 must all correspond to each other. For example, in an embodiment wherein indicia 30 is located on the packages 18, Figure 1 illustrates how the viewable area 16 of the housing 12, a viewable area 28 (not shown in Figure 1) of the container 14, and indicia 30 all align in such a manner that indicia 30 is visible through viewable area 28 of the container 14 and the viewable area 16 of the housing 12.

[0045] The indicia 30 may depict any symbol, object, alpha-numeric representation, letter, word, text, shape, fanciful shape, image, graphic, color, advertising indicia, nutritional information, ingredient information, manufacturer information, barcoding, or product identifiers or combinations thereof as desired. As such, the indicia 30 may be indicative of a property, characteristic, aspect, attribute, component, element, quality, etc.

that is associate with the product contained in the package 18. For example, Figure 1 illustrates an indicia 30 that is indicative of the type of product contained in the plurality of packages 18 in the containers 14. Specifically, the indicia 30 of Figure 1 may represent that the product contained within the packages 18 is a pet food product that is, for example, fish-flavored.

[0046] However, the indicia 30 of Figure 1 may be any indicia 30 relating to the product contained in the packages 18. For example, the indicia 30 may be a chicken to indicate that the product contained in the packages 18 is chicken-flavored. Similarly, the indicia 30 may also be dog to indicate that the product is a pet food intended for dogs. Further, the indicia 30 may also be a brand that is associated with a company that manufactures, for example, a pet food.

[0047] The container(s) 14 of Figure 1 may be removed from the housing 12 by either gripping the containers 14 and pulling the containers 14 out of the housing 12, or by pushing the containers 14 out of the housing 12. In an embodiment, the housing 12 of the present invention is designed to house at least two containers 14. However, the skilled artisan will appreciate that the housing 12 may house any number of containers 14 including, for example, more or less than two containers 14.

[0048] The containers 14 may be manufactured from any material known in the art and used for manufacturing packages, as discussed above. For example, the containers 14 may be formed from any suitable material including, but not limited to, plastic, foil, composites, paper, paperboard, cardboard, and the like. In an embodiment, the containers 14 are formed from a paperboard material.

[0049] The containers 14 are not limited to any particular size or shape as long as the containers 14 are able to be housed within the housing 12. As shown in Figure 1, the housing 12 may be generally shaped as a rectangular sleeve. As such, the containers 14 may also be generally rectangular or cubic shapes. For example, Figure 2 illustrates an embodiment of the present invention having two containers 14a, 14b that have been removed from the housing 12. The containers 14a, 14b are generally rectangularly shaped. However, the skilled artisan will appreciate that the containers 14a, 14b may be any suitable size and shape including, but not limited to, cubic, rectangular, pyramidal, cylindrical, conical, spherical shapes, and combinations thereof. Accordingly, the housing 12 may also be any suitable size and shape, as discussed above.

[0050] As shown in Figure 2, the generally rectangularly shaped containers 14a, 14b of an embodiment of the present invention may have a slightly modified rectangular shape. For example, each side panel 20a, 20b, 20c, 20d of the containers 14a, 14b may include a curved portion 22a, 22b extending from a back wall 24a, 24b of the containers 14a, 14b to a front wall 26a, 26b of the containers 14a, 14b. The curved portion 22a, 22b may have any degree of curvature and may extend from any location along the back wall 24a, 24b of the containers 14a, 14b to any location along the front wall 26a, 26b of the containers 14a, 14b. In an embodiment, and as shown in Figure 2, the curved portion 22a, 22b extends from the top of the back wall 24a, 24b of the containers 14a, 14b to the top of the front wall 26a, 26b of the containers 14a, 14b.

[0051] Similarly, the front walls 26a, 26b and the back walls 24a, 24b of the containers 14a, 14b may have any height. For example, the front walls 26a, 26b and the back walls 24a, 24b may be the same height. Alternatively, the front walls 26a, 26b and the back walls 24a, 24b may have different heights. In an embodiment, the height of the back walls 24a, 24b of the containers 14a, 14b is greater than the front walls 26a, 26b of the containers 14a, 14b, as is shown in Figure 2. Although the Figures illustrate an embodiment wherein the height of the back walls 24a, 24b of the containers 14a, 14b is greater than the front walls 26a, 26b of the containers, the skilled artisan will appreciate that the containers 14 may have walls 24a, 24b, 26a, 26b of any height.

[0052] The curved portions 22a, 22b of containers 14a, 14b, either alone or in combination with the difference the height between the back walls 24a, 24b of the containers 14a, 14b and the front walls 26a, 26b of the containers 14a, 14b, may provide added benefits to the design of the package 10. For example, and as mentioned previously, in order to remove the container 14 from the housing 12, a consumer may be required to pull the container 14 out of the housing 12. Alternatively, a consumer may also be able to push the container 14 out of an opposite side of the housing 12. However, in an embodiment wherein the consumer desires, or is required, to pull the container 14 out of the housing 12, the curved portions 22a, 22b of the containers 14a, 14b may allow the consumer to sufficiently grip the container 14a, 14b in order to do so, as is shown by Figure 1.

[0053] Further, the curved portions 22a, 22b of the containers 14a, 14b may provide a consumer with easy access to the packages 18 when the containers 14a, 14b have been removed from the housing 12. For example, in an embodiment, the packages 18 may have a height that is greater than the height of the container 14a at the curved portion 22a, as is

shown by Figure 2. As such, the consumer may be able to easily grip either side of the packages 18 that are positioned near the front wall 26a of the container 14a to lift the packages 18 out of the container 14a without the side walls 20a, 20b of the container 14a obstructing such action.

[0054] The containers 14 of the present invention may also have any number of viewable areas 28. The viewable areas 28 of the containers 28 are similar to the viewable areas 16 already discussed with respect to the housing 12. As such, a viewable area 28 is an area of the packaging that allows a consumer to see through at least a portion of the packaging. For example, a viewable area 28 may include, but is not limited to, a hole, a cut-out, a window having a transparent material, or the like. The viewable area 28 may also include, for example, any number of holes, cut-outs, or windows having transparent materials, so long as a consumer is able to see through at least a portion of the packaging. In an embodiment, and as shown in Figure 2, the viewable areas 28a, 28b may be, respectively, a semi-circular hole defined by the front wall 26a of the first container 14a and a window having a transparent material in the back wall 24b of the second container 14b.

[0055] Although Figure 2 illustrates the first container 14a as having a semi-circular hole and the second container 14b as having a window with a transparent material, the skilled artisan will appreciate that the form and dimensions of the viewable areas 28 may vary as desired or in accordance with manufacturing specifications. Accordingly, the viewable areas 28 are not limited to any particular size or shape as long as the viewable areas 28 allow a consumer to see through a portion of the package. For example, the viewable areas 28 may have any shape including, but not limited to, cylindrical, conical, circular, semi-circular, elliptical, semi-elliptical, a biconvex lens or football shape, a crescent, or any polygon such as, for example, a square, rectangle, triangle, etc., and combinations thereof. Similarly, the viewable areas 28 may take any form including, but not limited to, holes, cut-outs, windows, or the like, as described above.

[0056] As discussed above with respect to viewable areas 16 of the housing 12, the viewable areas 28a, 28b of the containers 14a, 14b also allow consumers to see indicia 30 through a portion of the package 10. Specifically, viewable areas 28a, 28b allow consumers to see the indicia 30 through the containers 14a, 14b. The indicia 30 may be any form of the indicia 30 discussed herein above with respect to Figure 1. As such, the skilled artisan will appreciate that the indicia 30 may convey any information to the consumer regarding the product contained in the packages 18.

[0057] Figure 2 also illustrates an embodiment of the present invention having two containers 14a, 14b arranged in a first position, which may represent the arrangement of the containers 14a, 14b within the housing 12 and immediately after the containers 14a, 14b are removed from the housing 12. As shown by Figure 2, the first container 14a is arranged such that the front 26a of the container 14a is facing forward. Alternatively, the second container 14b is arranged such that the back 24b of the container 14b is facing forward. As such, Figure 2 demonstrates that the containers 14a, 14b may be positioned within the housing 12 in a side-by-side arrangement and oriented in opposing directions. Similarly, the containers 14a, 14b may also be positioned in the same, or substantially the same, side-by-side arrangement and oriented in opposing directions immediately after being removed from the housing 12.

[0058] Although Figure 2 illustrates an embodiment of the present invention wherein the containers 14a, 14b are positioned side-by-side and having the front walls 26a, 26b oriented in opposing directions, the skilled artisan will appreciate that the containers 14a, 14b need not be arranged in such an arrangement. For example, the containers 14a, 14b may be arranged within the housing 12 and immediately after being removed therefrom in a side-by-side arrangement and having the front walls 26a, 26b oriented in the same direction. Similarly, the containers 14a, 14b may also be arranged within the housing 12 and immediately after being removed therefrom in a front-to-back arrangement and having the front walls 26a, 26b oriented in the same direction. The containers 14a, 14b may also be arranged within the housing 12 and immediately after being removed therefrom in a front-to-back arrangement and having the front walls 26a, 26b oriented in opposing directions.

[0059] Just as Figure 2 illustrates the first container 14a and the second container 14b arranged in a first position wherein the containers 14a, 14b are side-by-side, the containers 14a, 14b may also be arranged in a second position wherein the containers 14a, 14b are arranged front-to-back and wherein the front walls 26a, 26b of the containers 14a, 14b are oriented in the same direction, as shown in Figure 3. To arrange the containers 14a, 14b in the second position, the containers 14a, 14b may be hingedly connected, as is shown in Figure 4. As such, the second container 14b may be rotated about an axis defined by a hinged connection 32 from a first position to the second position, as shown in Figure 4.

[0060] In an embodiment, the containers 14a, 14b of the present invention may be formed from one single piece of material that is folded and adhered to portions of itself to form the at least two individual containers 14a, 14b. As such, the hinged connection 32 may

be formed from the same piece of material that is used to form either portions of the containers 14a, 14b, or the complete construction of the containers 14a, 14b. In another embodiment, the at least two containers 14a, 14b may be formed separately from each other and joined by a hinged connection 32 formed of a separate material.

[0061] Regardless, however, the hinged connection 32 may include structural characteristics that are introduced either during or after manufacturing of the containers 14a, 14b that may allow a consumer to easily separate the first container 14a from the second container 14b. For example, the hinged connection 32 may include characteristics such as perforations, etching, weakened portions, and the like, and combinations thereof. The ability to separate the containers 14a, 14b will provide the consumer with a greater amount of flexibility and control over the amount of space required to store the products contained in the packages 18 of the containers 14a, 14b. Similarly, the consumer may also choose to store only one container 14 on a pantry shelf so as to be visible and easily accessible by the consumer, while storing the remaining container 14 in a cupboard or another separate location.

[0062] Therefore, in an embodiment, the containers 14a, 14b of the present invention may be removed from the housing 12 in a first position wherein the first container 14a and the second container 14b are oriented in opposing directions. However, the second container 14b may rotated about a hinged connection 32 in order to orient the containers 14a, 14b in the same direction. Orienting the containers 14a, 14b in the same direction provides the consumer the advantage of requiring less lateral storage space after removing the containers 14a, 14b from the housing 12.

[0063] Further, the ability to rotate the second container 14b to face the same direction, and the ability to break the connection between the first container 14a and the second container 14b allows the consumer to easily replace the first container 14a with the second container 14b after all of the packages 18 stored in the first container 14a have been used by the consumer.

[0064] It should be understood that various changes and modifications to the presently preferred embodiments described herein will be apparent to those skilled in the art. Such changes and modifications can be made without departing from the spirit and scope of the present subject matter and without diminishing its intended advantages. It is therefore intended that such changes and modifications be covered by the appended claims.

CLAIMS

What is claimed is:

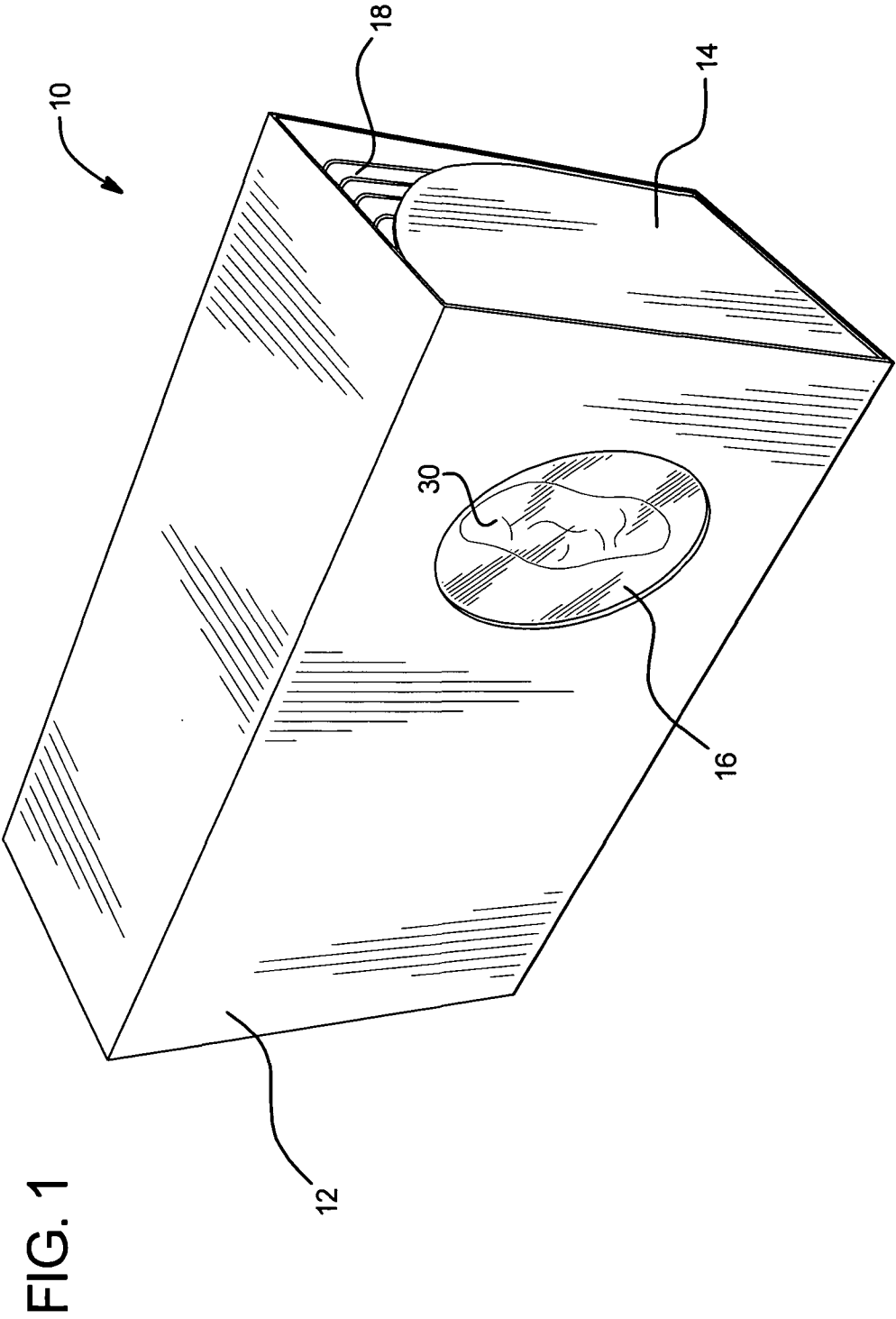
1. A package comprising a first container having a front wall and a back wall hingedly connected to a second container having a front wall and a back wall between at least a first position and a second position, the front walls of each of the first and second containers oriented in opposing directions in the first position and a same direction in the second position.
2. The package of Claim 1 wherein the first and second containers are hingedly connected by a connection having a characteristic selected from the group consisting of perforations, etching, weakened portions, and combinations thereof.
3. The package of Claim 1 wherein at least one of the first and second containers comprises at least one viewable area.
4. The package of Claim 3 wherein the viewable area comprises a window having a transparent material.
5. The package of Claim 3 wherein the viewable area comprises a hole defined by a wall of the at least one of the first and second containers.
6. The package of Claim 1 wherein the first and second containers house a plurality of packages.
7. A package comprising:
a first container comprising a wall having a first viewable area; and
a second container hingedly connected to the first container and comprising a wall with a second viewable area.
8. The package of Claim 7 wherein the first and second containers are hingedly connected by a connection having a characteristic selected from the group consisting of perforations, etching, weakened portions, and combinations thereof.
9. The package of Claim 7 wherein the first and second viewable areas comprise windows having transparent materials
10. The package of Claim 7 wherein the first and second viewable areas comprise a hole defined by the back walls of the first and second containers.
11. The package of Claim 7 wherein the first and second containers house a plurality of packages.
12. A package comprising at least two containers hingedly connected to each other, each of the at least two containers comprising two side walls, a back wall and a front

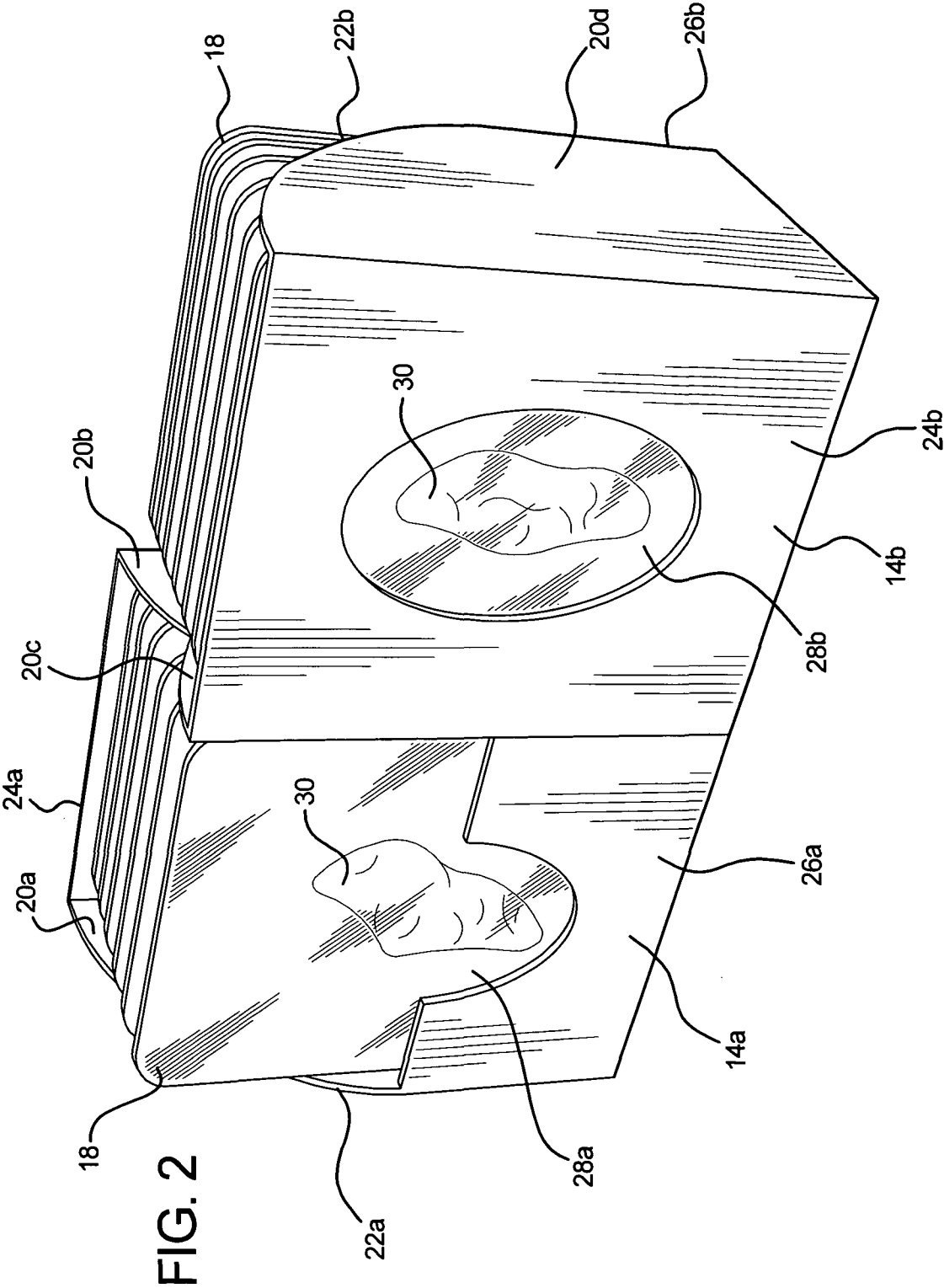
- wall, wherein each of the side walls comprise a curved portion extending downwardly from the back wall to the front wall.
13. The package of Claim 12 wherein the curved portion extends from the top of the back wall to the top of the front wall.
 14. The package of Claim 12 wherein the at least two containers are hingedly connected by a connection having a characteristic selected from the group consisting of perforations, etching, weakened portions, and combinations thereof.
 15. The package of Claim 12 wherein the at least two containers comprise at least one viewable area.
 16. The package of Claim 15 wherein the viewable area comprises a window having a transparent material.
 17. The package of Claim 15 wherein the viewable area comprises a hole defined by a wall of the at least two containers.
 18. The package of Claim 12 wherein the at least two containers house a plurality of packages.
 19. The package of Claim 18 wherein the plurality of packages have a height that is greater than the height of the front walls of the at least two containers.
 20. A package comprising:
 - a housing comprising at least one viewable area at a first location;
 - at least two connected containers housed within the housing and comprising at least one viewable area at a second location corresponding to the first location; and
 - a package housed within one of the at least two containers and having an indicia thereon, wherein the indicia is visible through both the viewable area at the first location and the viewable area at the second location.
 21. The package of Claim 20 wherein the at least one viewable area of the housing comprises a window having a transparent material.
 22. The package of Claim 20 wherein the at least one viewable area of the at least two connected containers comprises a window having a transparent material.
 23. The package of Claim 20 wherein the at least one viewable area of the housing comprises a hole defined by a wall of the housing.
 24. The package of Claim 20 wherein the at least one viewable area of the at least two connected containers comprises a hole defined by a wall of the at least two connected containers.

25. The package of Claim 20 wherein the at least two connected containers house a plurality of packages.
26. The package of Claim 25 wherein the indicia is indicative of a property of a consumable product contained within the packages.
27. The package of Claim 26 wherein a location of the indicia corresponds to the second location.
28. The package of Claim 27 wherein the locations of the indicia and the second location correspond to the first location.
29. A package comprising:
a housing comprising at least one viewable area at a first location;
at least two hingedly connected containers housed within the housing and comprising at least one indicia at a second location corresponding to the first location, wherein the indicia is visible through the viewable area.
30. The package of Claim 29 wherein the viewable area of the housing comprises a window having a transparent material.
31. The package of Claim 29 wherein the viewable area of the housing comprises a hole defined by a wall of the housing.
32. The package of Claim 29 wherein the housing comprises two viewable areas.
33. The package of Claim 32 wherein the two viewable areas are located at opposing ends of the housing and on opposing walls of the housing.
34. A method for storing products in a package comprising:
removing a first container and a second container from a housing, wherein the first container is hingedly connected to the second container;
rotating the second container from a first position wherein the first and second containers are oriented in opposing directions to a second position wherein the first and second containers are in a same direction; and
storing the first and second containers in the second position.
35. The method of Claim 34 comprising rotating the second container about a vertical axis defined by the hinged connection.
36. The method of Claim 34 wherein the first and second containers are stored on a pantry shelf.
37. A method for displaying products in a package comprising:

- housing at least two connected containers in a housing, the containers comprising at least one viewable area;
aligning the at least one viewable area of the containers with at least one viewable area of the housing; and
displaying the package.
38. The method of Claim 37 comprising displaying the package in a position selected from the group consisting of vertical, horizontal, and combinations thereof.
39. The package of Claim 37 wherein the at least one viewable area of the housing comprises a window having a transparent material.
40. The package of Claim 37 wherein the at least one viewable area of the at least two connected containers comprises a window having a transparent material.
41. The package of Claim 37 wherein the at least one viewable area of the housing comprises a hole defined by a wall of the housing.
42. The package of Claim 37 wherein the at least one viewable area of the at least two connected containers comprises a hole defined by a wall of the at least two connected containers.
43. The method of Claim 37 comprising packaging a consumable product in a package.
44. The method of Claim 43 comprising inserting the package into at least one of the first and second containers.
45. The method of Claim 44 comprising inserting the first and second containers into the housing.
46. A method for displaying products in a package comprising:
housing at least two connected containers in a housing, the containers comprising at least one indicia;
aligning the at least one indicia of the containers with at least one viewable area of the housing; and
displaying the package.
47. The method of Claim 46 comprising displaying the package in a position selected from the group consisting of vertical, horizontal, and combinations thereof.
48. The package of Claim 46 wherein the at least one viewable area of the housing comprises a window having a transparent material.
49. The package of Claim 46 wherein the at least one viewable area of the housing comprises a hole defined by a wall of the housing.

50. The method of Claim 46 comprising packaging a consumable product in a package.
51. The method of Claim 50 comprising inserting the package into at least one of the first and second containers.
52. The method of Claim 51 comprising inserting the first and second containers into the housing.





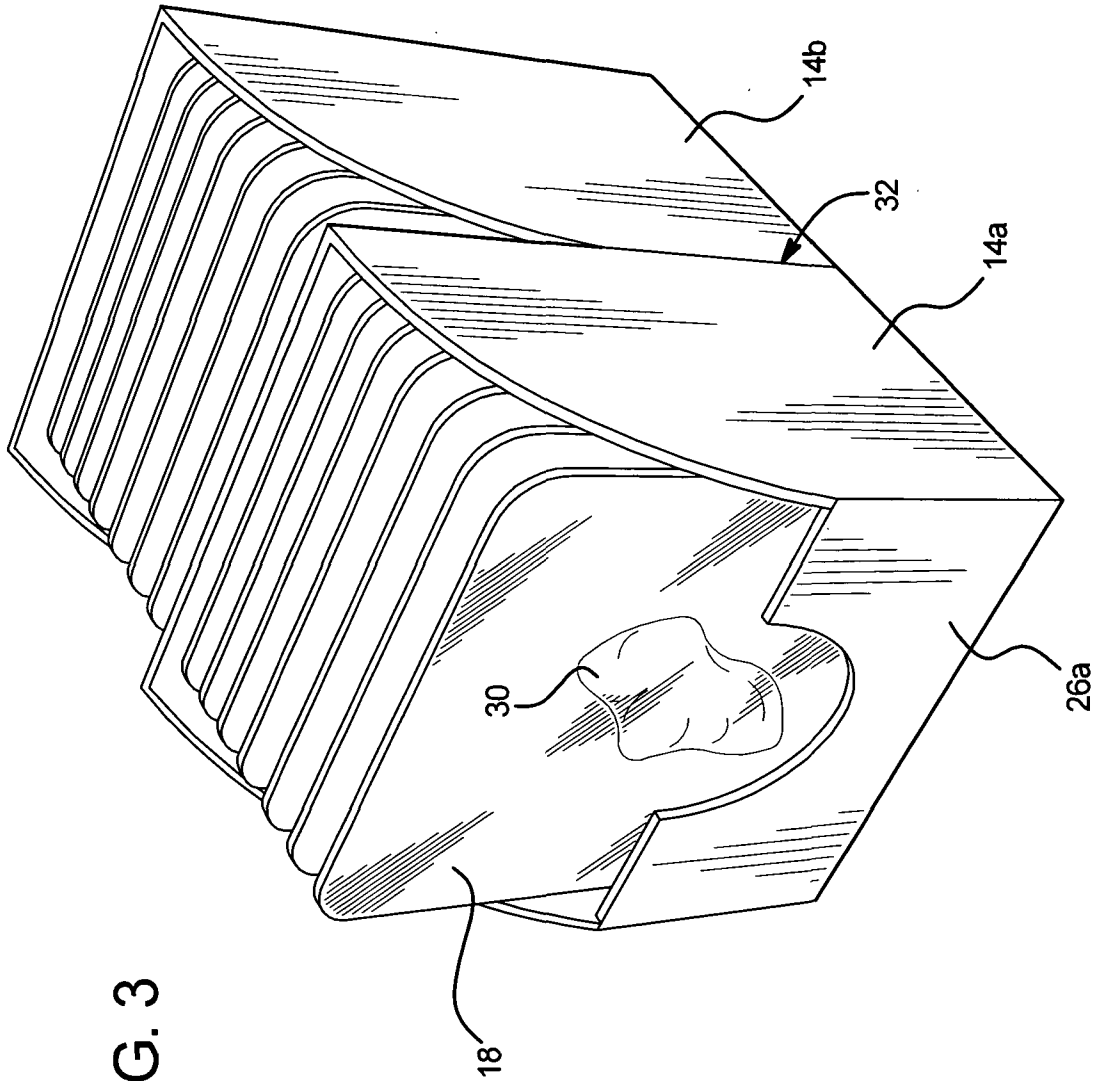


FIG. 3

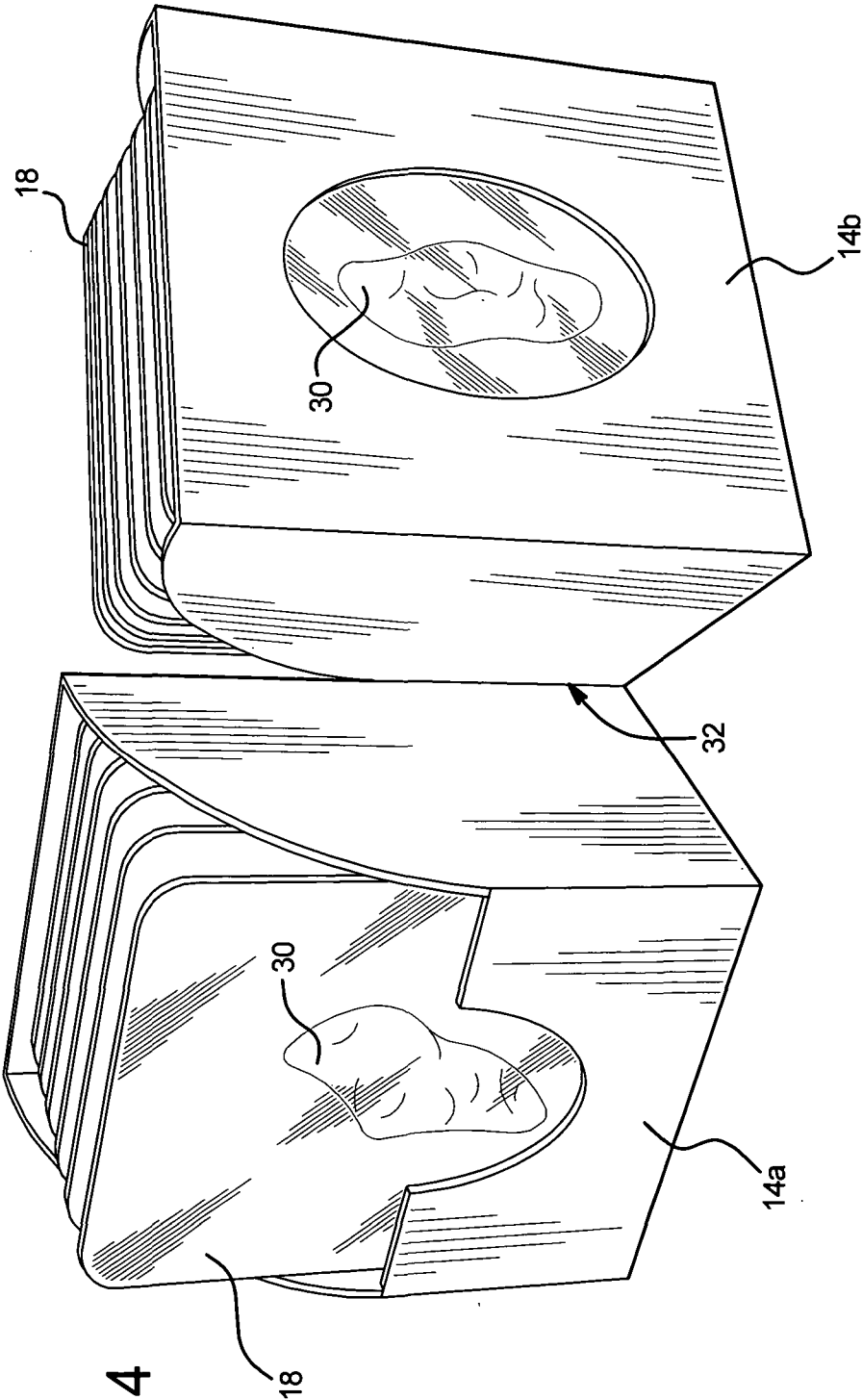


FIG. 4

INTERNATIONAL SEARCH REPORT

International application No.

PCT/US 09/02974

A. CLASSIFICATION OF SUBJECT MATTER IPC(8) - B65D 25/54 (2009.01) USPC - 206/769 According to International Patent Classification (IPC) or to both national classification and IPC		
B. FIELDS SEARCHED Minimum documentation searched (classification system followed by classification symbols) USPC: 206/769 IPC(8): B65D 25/54 (2009.01)		
Documentation searched other than minimum documentation to the extent that such documents are included in the fields searched USPC: 206/769, 776 IPC(8): B65D 25/54; B65D 5/42 (2009.01)		
Electronic data base consulted during the international search (name of data base and, where practicable, search terms used) Electronic Databases Searched: Google Scholar; PubWest (US Patents full-text, US PGPubs full-text, EPO Abstracts, and JPO Abstracts) Search Terms Used: container, package, housing, first, second, plurality, several, packages, hole, opening, aperture, wall, view, contents, side, walls, front, curved, arcuate, area, portion		
C. DOCUMENTS CONSIDERED TO BE RELEVANT		
Category*	Citation of document, with indication, where appropriate, of the relevant passages	Relevant to claim No.
X ----- Y	US 3,357,543 A (TAGGART) 12 December 1967 (12.12.1967) entire document especially Fig. 1, Fig. 2, col 1, ln 47-53, col 2, ln 29-33, col 2, ln 47-54	1-5, 7-10, 34-35 ----- 6, 11-19, 21-22, 29-33, 36, 39-40, 48
X ----- Y	US 4,116,330 A (ELLIS) 26 September 1978 (26.09.1978) entire document especially Fig 1, Fig 2, Fig. 3, Fig. 10, col 3, ln 15-19, col 3, ln 19-26, col 3, ln 58-64, col 4, ln 60-62	20, 23-28, 37-38, 41-47, 49-52 ----- 6, 11-19, 21-22, 29-33, 36, 39-40, 48
A	US 2008/0086985 A1 (STILES) 17 April 2008 (17.04.2008) entire document generally	1-52
A	US 5,816,411 A (SMITH) 6 October 1998 (06.10.1998) entire document generally	1-52
A	US 7,306,138 B2 (SHADRACH) 11 December 2007 (11.12.2007). entire document generally	1-52
<input type="checkbox"/> Further documents are listed in the continuation of Box C. <input type="checkbox"/>		
* Special categories of cited documents: "A" document defining the general state of the art which is not considered to be of particular relevance "E" earlier application or patent but published on or after the international filing date "L" document which may throw doubts on priority claim(s) or which is cited to establish the publication date of another citation or other special reason (as specified) "O" document referring to an oral disclosure, use, exhibition or other means "P" document published prior to the international filing date but later than the priority date claimed "T" later document published after the international filing date or priority date and not in conflict with the application but cited to understand the principle or theory underlying the invention "X" document of particular relevance; the claimed invention cannot be considered novel or cannot be considered to involve an inventive step when the document is taken alone "Y" document of particular relevance; the claimed invention cannot be considered to involve an inventive step when the document is combined with one or more other such documents, such combination being obvious to a person skilled in the art "&" document member of the same patent family		
Date of the actual completion of the international search 9 July 2009 (09.07.2009)		Date of mailing of the international search report 17 JUL 2009
Name and mailing address of the ISA/US Mail Stop PCT, Attn: ISA/US, Commissioner for Patents P.O. Box 1450, Alexandria, Virginia 22313-1450 Facsimile No. 571-273-3201		Authorized officer: Lee W. Young PCT Helpdesk: 571-272-4300 PCT OSP: 571-272-7774