



## INTERNATIONAL APPLICATION PUBLISHED UNDER THE PATENT COOPERATION TREATY (PCT)

<b>(51) International Patent Classification <sup>6</sup> :</b> <b>C12N 15/11, A61K 31/70, C07H 21/04</b>	<b>A2</b>	<b>(11) International Publication Number:</b> <b>WO 98/11211</b> <b>(43) International Publication Date:</b> 19 March 1998 (19.03.98)
<b>(21) International Application Number:</b> PCT/US97/16017 <b>(22) International Filing Date:</b> 10 September 1997 (10.09.97) <b>(30) Priority Data:</b> 08/711,568                      10 September 1996 (10.09.96)    US <b>(71) Applicant:</b> HYBRIDON, INC. [US/US]; 620 Memorial Drive, Cambridge, MA 02139 (US). <b>(72) Inventor:</b> AGRAWAL, Sudhir; 61 Lamplighter Drive, Shrews- bury, MA 01545 (US). <b>(74) Agents:</b> KEOWN, Wayne, A. et al.; Hale and Dorr LLP, 60 State Street, Boston, MA 02109 (US).	<b>(81) Designated States:</b> AL, AM, AT, AU, AZ, BA, BB, BG, BR, BY, CA, CH, CN, CU, CZ, DE, DK, EE, ES, FI, GB, GE, GH, HU, IL, IS, JP, KE, KG, KP, KR, KZ, LC, LK, LR, LS, LT, LU, LV, MD, MG, MK, MN, MW, MX, NO, NZ, PL, PT, RO, RU, SD, SE, SG, SI, SK, SL, TJ, TM, TR, TT, UA, UG, UZ, VN, YU, ZW, ARIPO patent (GH, KE, LS, MW, SD, SZ, UG, ZW), Eurasian patent (AM, AZ, BY, KG, KZ, MD, RU, TJ, TM), European patent (AT, BE, CH, DE, DK, ES, FI, FR, GB, GR, IE, IT, LU, MC, NL, PT, SE), OAPI patent (BF, BJ, CF, CG, CI, CM, GA, GN, ML, MR, NE, SN, TD, TG).  <b>Published</b> <i>Without international search report and to be republished  upon receipt of that report.</i>	
<b>(54) Title:</b> METHOD FOR USING OLIGONUCLEOTIDES HAVING MODIFIED CpG DINUCLEOSIDES		
<b>(57) Abstract</b>  The invention relates to modified oligonucleotides that are useful for studies of gene expression and for the antisense therapeutic approach. The invention provides modified oligonucleotides that inhibit gene expression and that produce fewer side effects than conventional phosphorothioate oligonucleotides. In particular, the invention provides modified CpG-containing oligonucleotides that result in reduced splenomegaly and platelet depletion when administered to a mammal, relative to conventional CpG-containing phosphorothioate oligonucleotides. The invention further provides methods for using such oligonucleotides to modulate gene expression <i>in vivo</i> , including such use for therapeutic treatment of diseases caused by aberrant gene expression.		

**FOR THE PURPOSES OF INFORMATION ONLY**

Codes used to identify States party to the PCT on the front pages of pamphlets publishing international applications under the PCT.

AL	Albania	ES	Spain	LS	Lesotho	SI	Slovenia
AM	Armenia	FI	Finland	LT	Lithuania	SK	Slovakia
AT	Austria	FR	France	LU	Luxembourg	SN	Senegal
AU	Australia	GA	Gabon	LV	Latvia	SZ	Swaziland
AZ	Azerbaijan	GB	United Kingdom	MC	Monaco	TD	Chad
BA	Bosnia and Herzegovina	GE	Georgia	MD	Republic of Moldova	TG	Togo
BB	Barbados	GH	Ghana	MG	Madagascar	TJ	Tajikistan
BE	Belgium	GN	Guinea	MK	The former Yugoslav Republic of Macedonia	TM	Turkmenistan
BF	Burkina Faso	GR	Greece	ML	Mali	TR	Turkey
BG	Bulgaria	HU	Hungary	MN	Mongolia	TT	Trinidad and Tobago
BJ	Benin	IE	Ireland	MR	Mauritania	UA	Ukraine
BR	Brazil	IL	Israel	MW	Malawi	UG	Uganda
BY	Belarus	IS	Iceland	MX	Mexico	US	United States of America
CA	Canada	IT	Italy	NE	Niger	UZ	Uzbekistan
CF	Central African Republic	JP	Japan	NL	Netherlands	VN	Viet Nam
CG	Congo	KE	Kenya	NO	Norway	YU	Yugoslavia
CH	Switzerland	KG	Kyrgyzstan	NZ	New Zealand	ZW	Zimbabwe
CI	Côte d'Ivoire	KP	Democratic People's Republic of Korea	PL	Poland		
CM	Cameroon	KR	Republic of Korea	PT	Portugal		
CN	China	KZ	Kazakstan	RO	Romania		
CU	Cuba	LC	Saint Lucia	RU	Russian Federation		
CZ	Czech Republic	LI	Liechtenstein	SD	Sudan		
DE	Germany	LK	Sri Lanka	SE	Sweden		
DK	Denmark	LR	Liberia	SG	Singapore		
EE	Estonia						

METHOD FOR USING OLIGONUCLEOTIDES HAVING  
MODIFIED CpG DINUCLEOSIDES

5

BACKGROUND OF THE INVENTION

Field of the invention

The invention relates to modified oligonucleotides that are useful for studies of gene expression and for the antisense therapeutic approach.

Summary of the related art

The potential for using oligonucleotides as inhibitors of specific gene expression in an antisense therapeutic approach was first suggested in three articles published in 1977 and 1978. Paterson *et al.*, Proc. Natl. Acad. Sci. USA 74: 4370-4374 (1977) discloses that cell-free translation of mRNA can be inhibited by binding a complementary oligonucleotide to the mRNA. Zamecnik and Stephenson, Proc. Natl. Acad. Sci. USA 75: 280-284 and 285-288 (1978) disclose that a 13-mer synthetic oligonucleotide that is complementary to a part of the Rous sarcoma virus (RSV) genome can inhibit RSV replication in infected cell cultures and can inhibit RSV-mediated transformation of primary chick fibroblasts into malignant sarcoma cells.

Since these early studies, the ability of antisense oligonucleotides to inhibit virus propagation has become firmly established. US Patent No. 4,806,463 teaches that human immunodeficiency virus propagation can be inhibited by oligonucleotides that are complementary to any of various regions of the HIV genome. US Patent No. 5,194,428 discloses inhibition of influenza virus replication by phosphorothioate oligonucleotides complementary to the influenza virus polymerase 1 gene. Agrawal, Trends in Biotechnology 10: 152-158 (1992) reviews the use of antisense oligonucleotides as antiviral agents.

Antisense oligonucleotides have also been developed as

anti-parasitic agents. PCT publication no. WO93/13740 discloses the use of antisense oligonucleotides to inhibit propagation of drug-resistant malarial parasites. Tao et al., *Antisense Research and Development* 5: 123-129 (1995) teaches inhibition of propagation of a schistosome parasite by antisense oligonucleotides.

More recently, antisense oligonucleotides have shown promise as candidates for therapeutic applications for diseases resulting from expression of cellular genes. PCT publication no. WO95/09236 discloses reversal of beta amyloid-induced neuronal cell line morphological abnormalities by oligonucleotides that inhibit beta amyloid expression. PCT publication no. WO94/26887 discloses reversal of aberrant splicing of a globin gene transcript by oligonucleotides complementary to certain portions of that transcript. PCT application no. PCT/US94/13685 discloses inhibition of tumorigenicity by oligonucleotides complementary to the gene encoding DNA methyltransferase.

The development of various antisense oligonucleotides as therapeutic and diagnostic agents has recently been reviewed by Agrawal and Iyer, *Current Opinion in Biotechnology* 6: 12-19 (1995).

As interest in the antisense therapeutic approach has grown, various efforts have been made to improve the pharmacologic properties of oligonucleotides by modifying the sugar-phosphate backbone. US Patent No. 5,149,797 describes chimeric oligonucleotides having a phosphorothioate core region interposed between methylphosphonate or phosphoramidate flanking regions. PCT publication no. WO94/02498 discloses hybrid oligonucleotides having regions of 2'-O-substituted ribonucleotides flanking a DNA core region.

Much is currently being discovered about the pharmacodynamic properties of oligonucleotides. Agrawal et al., *Clinical Pharmacokinetics* 28: 7-16 (1995) and Zhang et al., *Clinical Pharmacology and Therapeutics* 58: 44-53 (1995) disclose pharmacokinetics of anti-HIV

oligonucleotides in human patients. Some of these new discoveries have led to new challenges to be overcome for the optimization of oligonucleotides as therapeutic agents. For example, Kniep *et al.*, *Nature* 374: 546-549 (1995) 5 discloses that oligonucleotides containing the CG dinucleotide flanked by certain other sequences have a mitogenic effect. We have discovered that many side effects produced by phosphorothioate oligonucleotides are a consequence of the phosphorothioate-linked CpG 10 dinucleotide. There is, therefore, a need for modified oligonucleotides that retain gene expression inhibition properties while producing fewer side effects than conventional phosphorothioate oligonucleotides.

BRIEF SUMMARY OF THE INVENTION

5 The invention relates to modified oligonucleotides that  
are useful for studies of gene expression and for the  
antisense therapeutic approach. The invention provides  
modified oligonucleotides that inhibit gene expression and  
that produce fewer side effects than conventional  
phosphorothioate oligonucleotides. In particular, the  
10 invention provides methods for using CpG-containing  
phosphorothioate oligonucleotides to modulate gene  
expression with reduced splenomegaly and reduced depletion  
of platelets, relative to conventional CpG-containing  
phosphorothioate oligonucleotides.

15

In a first aspect, the invention provides modified CpG-  
containing phosphorothioate oligonucleotides and  
compositions of matter for inhibiting specific gene  
expression with reduced side effects. Such inhibition of  
20 gene expression can be used as an alternative to mutant  
analysis for determining the biological function of  
specific genes in cell or animal models. Such inhibition  
of gene expression can also be used to therapeutically  
treat diseases that are caused by expression of the genes  
25 of a virus or a pathogen, or by the inappropriate  
expression of cellular genes. In one preferred embodiment  
according to this aspect of the invention, the composition  
of matter comprises phosphorothioate oligonucleotides  
having one or more modified CpG dinucleosides. In certain  
30 particularly preferred embodiments, all CpG dinucleosides  
present in the oligonucleotide are modified. According to  
this aspect of the invention, a CpG dinucleoside is  
modified so that it confers upon the oligonucleotide a  
reduced ability to cause splenomegaly and platelet  
35 depletion when administered to a mammal, relative to an  
otherwise identical oligonucleotide having an unmodified  
phosphorothioate CpG dinucleoside.

In a second aspect, the invention provides a method for modulating gene expression in a mammal with reduced side effects. In the method according to this aspect of the invention, a composition of matter according to the first aspect of the invention is administered to the mammal, wherein the oligonucleotide is complementary to a gene that is being expressed in the mammal.

In a third aspect, the invention provides a method for therapeutically treating, with reduced side effects, a disease caused by aberrant gene expression, the method comprising administering to an individual having the disease a composition of matter according to the first aspect of the invention, wherein the oligonucleotide is complementary to a gene that is aberrantly expressed, wherein such aberrant expression causes the disease. In this context, aberrant gene expression means expression in a host organism of a gene required for the propagation of a virus or a prokaryotic or eukaryotic pathogen, or inappropriate expression of a host cellular gene. Inappropriate host cellular gene expression includes expression of a mutant allele of a cellular gene, or underexpression or overexpression of a normal allele of a cellular gene, such that disease results from such inappropriate host cellular gene expression.

BRIEF DESCRIPTION OF THE DRAWINGS

Figure 1 shows results of platelet counts of CD1 mice intraperitoneally administered saline, conventional phosphorothioate oligonucleotide (91), methylphosphonate-modified CpG oligonucleotide(255), inverted CpG oligonucleotide (256), and 5-methylC CpG oligonucleotide (257).

10

Figure 2 shows results of spleen weight analysis of CD1 mice intraperitoneally administered saline, conventional phosphorothioate oligonucleotide (91), methylphosphonate-modified CpG oligonucleotide(255), inverted CpG oligonucleotide (256), and 5-methylC CpG oligonucleotide (257).

15

Figure 3 shows results of analysis of platelet counts (Panel A), ALT levels (Panel B), and AST levels (Panel C) of Fisher rats intraperitoneally administered saline, conventional phosphorothioate oligonucleotide (1), inverted CpG oligonucleotide (2), inverted CpG oligonucleotide (3), 5-methylC CpG oligonucleotide (4), methylphosphonate-modified CpG oligonucleotide(5), 2'-O-substituted CpG oligonucleotide (6).

20

25



DETAILED DESCRIPTION OF THE PREFERRED EMBODIMENTS

5 The invention relates to modified oligonucleotides that are useful for studies of gene expression and for the antisense therapeutic approach. All US Patents, patent publications and scientific literature cited in this specification evidence the level of knowledge in this field and are hereby incorporated by reference.

10 The invention provides modified oligonucleotides that inhibit gene expression and that produce fewer side effects than conventional phosphorothioate oligonucleotides. In particular, the invention provides modified CpG-containing oligonucleotides that result in reduced splenomegaly and platelet depletion when administered to a mammal, relative to conventional CpG-containing phosphorothioate oligonucleotides. The invention further provides methods for using such oligonucleotides to modulate gene expression *in vivo*, including such use for therapeutic treatment of diseases caused by aberrant gene expression.

25 In a first aspect, the invention provides modified CpG-containing phosphorothioate oligonucleotides and compositions of matter for inhibiting specific gene expression with reduced side effects. Such inhibition of gene expression can be used as an alternative to mutant analysis for determining the biological function of specific genes in cell or animal models. Such inhibition of gene expression can also be used to therapeutically treat diseases that are caused by expression of the genes of a virus or a pathogen, or by the inappropriate expression of cellular genes.

35 In one preferred embodiment according to this aspect of the invention, the composition of matter comprises phosphorothioate oligonucleotides having one or more modified CpG dinucleoside. The CpG dinucleoside is

5'-CpG-3', i.e., in the 5' to 3' direction, a C nucleoside covalently linked to a G nucleoside through an internucleoside linkage. For purposes of the invention, CpG dinucleoside is considered to be "unmodified" if the internucleoside linkage is a racemic phosphorothioate linkage and the 5-position of the C nucleoside is occupied by a hydrogen atom. In certain particularly preferred embodiments, all CpG dinucleosides present in the oligonucleotide are modified. For purposes of the invention, a CpG dinucleoside is "modified" if it is altered from the unmodified CpG dinucleoside such that it confers upon the oligonucleotide a reduced ability to cause splenomegaly and platelet depletion when administered to a mammal, relative to an otherwise identical oligonucleotide having an unmodified phosphorothioate CpG dinucleoside. A composition of matter for inhibiting specific gene expression with reduced side effects, according to this aspect of the invention, comprises a modified CpG-containing phosphorothioate oligonucleotide that is complementary to a portion of a genomic region or gene for which inhibition of expression is desired, or to RNA transcribed from such a gene. For purposes of the invention, the term oligonucleotide includes polymers of two or more deoxyribonucleotide, ribonucleotide, or 2'-O-substituted ribonucleotide monomers, or any combination thereof. The term oligonucleotide also encompasses such polymers having chemically modified bases or sugars and/or having additional substituents, including without limitation lipophilic groups, intercalating agents, diamines and adamantane. For purposes of the invention, the term "phosphorothioate oligonucleotide" means an oligonucleotide containing at least one phosphorothioate internucleoside linkage, preferably from about 20% to about 100% phosphorothioate internucleoside linkages, and most preferably from about 50% to about 100% phosphorothioate internucleoside linkages. Preferably, such oligonucleotides will have from about 12 to about 50

nucleotides, most preferably from about 17 to about 35 nucleotides. For purposes of the invention the term "2'-O-substituted" means substitution of the 2' position of the pentose moiety with an -O-lower alkyl group containing 1-6 saturated or unsaturated carbon atoms, or with an -O-aryl or allyl group having 2-6 carbon atoms, wherein such 5 1-6 saturated or unsaturated carbon atoms, or with an -O-aryl or allyl group having 2-6 carbon atoms, wherein such alkyl, aryl or allyl group may be unsubstituted or may be substituted, e.g., with halo, hydroxy, trifluoromethyl, cyano, nitro, acyl, acyloxy, alkoxy, carboxyl, carbalkoxyl, 10 or amino groups; or with a hydroxy, an amino or a halo group, but not with a 2'-H group. The term "complementary" means having the ability to hybridize to a genomic region, a gene, or an RNA transcript thereof under physiological conditions. Such hybridization is ordinarily the result of 15 base-specific hydrogen bonding between complementary strands, preferably to form Watson-Crick or Hoogsteen base pairs, although other modes of hydrogen bonding, as well as base stacking can also lead to hybridization. As a practical matter, such hybridization can be inferred from the observation of specific gene expression inhibition. 20 The gene sequence or RNA transcript sequence to which the modified oligonucleotide sequence is complementary will depend upon the biological effect that is sought to be modified. In some cases, the genomic region, gene, or RNA transcript thereof may be from a virus. Preferred viruses 25 include, without limitation, human immunodeficiency virus (type 1 or 2), influenza virus, herpes simplex virus (type 1 or 2), Epstein-Barr virus, cytomegalovirus, respiratory syncytial virus, influenza virus, hepatitis B virus, hepatitis C virus and papilloma virus. In other cases, the 30 genomic region, gene, or RNA transcript thereof may be from endogenous mammalian (including human) chromosomal DNA. Preferred examples of such genomic regions, genes or RNA transcripts thereof include, without limitation, sequences 35 encoding vascular endothelial growth factor (VEGF), beta amyloid, DNA methyltransferase, protein kinase A, ApoE4 protein, p-glycoprotein, c-MYC protein, BCL-2 protein and

CAPL. In yet other cases, the genomic region, gene, or RNA transcript thereof may be from a eukaryotic or prokaryotic pathogen including, without limitation, *Plasmodium falciparum*, *Plasmodium malarie*, *Plasmodium ovale*,  
5 *Schistosoma spp.*, and *Mycobacterium tuberculosis*.

In addition to the modified oligonucleotide according to the invention, the composition of matter for inhibiting gene expression with reduced side effects may optionally contain any of the well known pharmaceutically acceptable  
10 carriers or diluents. This composition of matter may further contain one or more additional oligonucleotides according to the invention. Alternatively, this composition may contain one or more traditional antisense oligonucleotide, such as an oligonucleotide  
15 phosphorothioate, a hybrid oligonucleotide, or a chimeric oligonucleotide, or it may contain any other pharmacologically active agent.

In one preferred embodiment according to this aspect of the invention, the modified CpG dinucleotide is selected  
20 from alkylphosphonate CpG, inverted CpG, 5-methylcytosine CpG, 2'-O-substituted CpG, stereospecific phosphorothioate CpG, phosphotriester CpG, phosphoramidate CpG and 2'-5' CpG.

An alkylphosphonate CpG is a CpG dinucleoside in which  
25 the C nucleoside and the G nucleoside are covalently linked to each other through an alkylphosphonate internucleoside linkage. Alkylphosphonate CpG-containing oligonucleotides are conveniently prepared by using any conventional solid phase synthesis protocol to produce the CpG-containing  
30 oligonucleotide, except that the alkylphosphonate CpG dinucleoside is prepared using any standard procedure for introducing alkylphosphonate internucleoside linkages into oligonucleotides. One particularly preferred procedure for this step is described in Iyer *et al.*, *Bioorganic and*  
35 *Medicinal Chemistry Letters* 6: 1393-1398 (1996). Preferably, the alkyl moiety of the alkylphosphonate linkage is a lower alkyl moiety of 1-6 carbon atoms, which

may optionally be unsaturated and/or substituted. Most preferably, the alkylphosphonate CpG is a methylphosphonate CpG.

An inverted CpG is a 5'-GpC-3' dinucleoside. Inverted  
5 CpG-containing oligonucleotides are conveniently prepared by using any conventional solid phase synthesis protocol to produce the oligonucleotide, except that a G monomer synthon is used in place of the C monomer synthon and visa-versa.

10 A 5-methylC CpG is a CpG dinucleoside in which the C nucleoside is methylated at the 5 position of the cytosine base. 5-methylC CpG-containing oligonucleotides are conveniently prepared by using any conventional solid phase synthesis protocol to produce the oligonucleotide, except  
15 that a 5-methylC monomer synthon is used in place of the C monomer synthon.

A 2'-O-substituted CpG is a CpG dinucleoside in which the 2' position of the pentose moiety is substituted, having an -O-lower alkyl group containing 1-6 saturated or  
20 unsaturated carbon atoms, or an -O-aryl or allyl group having 2-6 carbon atoms, wherein such alkyl, aryl or allyl group may be unsubstituted or may be substituted, e.g., with halo, hydroxy, trifluoromethyl, cyano, nitro, acyl, acyloxy, alkoxy, carboxyl, carbalkoxyl, or amino groups; or  
25 with a hydroxy, an amino or a halo group, but not with a 2'-H group. Most preferably, the 2'-O-Substituted CpG is a 2'-O-methyl cytosine containing CpG, or a 2'-O-methyl guanosine containing CpG or both. 2'-O-substituted CpG-containing oligonucleotides are conveniently prepared by  
30 using any conventional solid phase synthesis protocol to produce the oligonucleotide, except that a 2'-O-substituted monomer synthon is used in place of the monomer synthon.

A phosphotriester CpG is a CpG dinucleoside in which the C nucleoside and the G nucleoside are covalently linked to  
35 each other through a phosphotriester internucleoside linkage. Phosphotriester CpG-containing oligonucleotides are conveniently prepared by using any conventional solid

phase synthesis protocol to produce the CpG-containing oligonucleotide, except that the phosphotriester CpG dinucleoside is prepared using any standard procedure for introducing phosphotriester internucleoside linkages into oligonucleotides. One particularly preferred procedure for this step is described in Iyer *et al.*, *Tetrahedron Letters* 37: 1539-1542 (1996). Preferably, the phosphotriester linkage is a methylphosphotriester linkage.

A phosphoramidate CpG is a CpG dinucleoside in which the C nucleoside and the G nucleoside are covalently linked to each other through a phosphoramidate internucleoside linkage. Phosphoramidate CpG-containing oligonucleotides are conveniently prepared by using any conventional solid phase synthesis protocol to produce the CpG-containing oligonucleotide, except that the phosphoramidate CpG dinucleoside is prepared using any standard procedure for introducing phosphoramidate internucleoside linkages into oligonucleotides. One particularly preferred procedure for this step is described in Iyer *et al.*, *Tetrahedron Letters* 37: 1539-1542 (1996). Most preferably, the phosphoramidate internucleoside linkage is a primary phosphoramidate internucleoside linkage.

A stereospecific phosphorothioate CpG is a CpG dinucleoside in which the C nucleoside and the G nucleoside are covalently linked to each other through a stereospecific phosphorothioate internucleoside linkage. Stereospecific phosphorothioate CpG-containing oligonucleotides are conveniently prepared by using any conventional solid phase synthesis protocol to produce the CpG-containing oligonucleotide, except that the phosphoramidate CpG dinucleoside is prepared using a procedure for introducing stereospecific phosphorothioate internucleoside linkages into oligonucleotides, preferably as described in Iyer *et al.*, *Tetrahedron Asymmetry* 6: 1051-1054 (1995).

A 2'-5' CpG is a CpG dinucleoside in which the C nucleoside and the G nucleoside are covalently linked to

each other through a 2'-5' internucleoside linkage. The internucleoside linkage may be of any type, and is preferably a phosphorothioate or phosphodiester linkage. 2'-5' CpG-containing oligonucleotides are conveniently prepared by using any conventional solid phase synthesis protocol to produce the CpG-containing oligonucleotide, except that the 2'-5' CpG dinucleoside is prepared using a procedure for introducing stereospecific phosphorothioate internucleoside linkages into oligonucleotides, for example as described in Dougherty *et al.*, J. Am. Chem. Soc. 114: 6254 (1992) or Hashimoto and Switzer,

Other modifications of the CpG dinucleoside include substitution of the phosphorothioate internucleoside linkage with any other internucleoside linkage, including without limitation phosphorodithioate, alkylphosphonothioate, siloxane, carbonate, carboxymethylester, acetamidate, carbamate, thioether, amide (PNA), bridged phosphoramidate, bridged methylene phosphonate, bridged phosphorothioate and sulfone internucleotide linkages.

In certain preferred embodiments of compositions according to this aspect of the invention, the oligonucleotides will be configured as "chimeric" or "hybrid" oligonucleotides, for example as described respectively in US Patent No. 5,149,797 and PCT publication no. WO94/02498. Briefly, chimeric oligonucleotides contain oligonucleotide regions having ionic internucleoside linkages as well as oligonucleotide regions having nonionic internucleoside linkages. Hybrid oligonucleotides have oligonucleotide regions containing DNA as well as oligonucleotide regions containing RNA or 2'-O-substituted RNA. Those skilled in the art will recognize that the elements of these preferred embodiments can be combined and the inventor does contemplate such combination. For example, 2'-O-substituted ribonucleotide regions may well include from one to all nonionic internucleoside linkages. Alternatively, nonionic regions may have from one to all

2'-O-substituted ribonucleotides. Moreover, oligonucleotides according to the invention may contain 2'-O-substituted or nonionic regions in the core region of the oligonucleotide flanked by phosphorothioate-containing DNA regions, or visa-versa, and further may contain combinations of one or more 2'-O-substituted ribonucleotide region and one or more nonionic region, either or both being flanked by phosphorothioate regions. (See Nucleosides & Nucleotides 14: 1031-1035 (1995) for relevant synthetic techniques).

In a second aspect, the invention provides a method for modulating gene expression in a mammal with reduced side effects. In the method according to this aspect of the invention, a composition of matter according to the first aspect of the invention is administered to the mammal, wherein the oligonucleotide is complementary to a gene that is being expressed in the mammal. Preferably, such administration may be parenteral, oral, intranasal or intrarectal. Preferably, a total dosage of oligonucleotide will range from about 0.1 mg oligonucleotide per kg body weight per day to about 200 mg oligonucleotide per kg body weight per day. In a preferred embodiment, after the composition of matter is administered, the biological effects of splenomegaly and platelet depletion are reduced, relative to the same effects obtained upon administration of an otherwise identical composition containing the same quantity of an otherwise identical oligonucleotide, except that such oligonucleotide contains an unmodified CpG dinucleoside in place of the modified CpG dinucleoside. This preferred biological effect can be monitored by measuring blood levels of platelets before and after oligonucleotide administration. Preferably, platelets will be depleted by less than about 20%, most preferably by less than about 10%. The biological effect may also be observed by measuring serum alanine aminotransferase (ALT) and serum aspartate aminotransferase (AST) levels following



oligonucleotide administration. Preferably, serum ALT and AST levels will increase by less than 2.5 fold, most preferably by less than 2.0 fold.

5 In a third aspect, the invention provides a method for therapeutically treating, with reduced side effects, a disease caused by aberrant gene expression, the method comprising administering to an individual having the disease a composition of matter according to the first  
10 aspect of the invention, wherein the oligonucleotide is complementary to a gene that is aberrantly expressed, wherein such aberrant expression causes the disease. Thus, this is a preferred example of a method for modulating gene expression in a mammal, as discussed above for the second  
15 aspect of the invention. In this context, aberrant gene expression means expression in a host organism of a gene required for the propagation of a virus or a prokaryotic or eukaryotic pathogen, or inappropriate expression of a host cellular gene. Inappropriate host cellular gene expression  
20 includes expression of a mutant allele of a cellular gene, or underexpression or overexpression of a normal allele of a cellular gene, such that disease results from such inappropriate host cellular gene expression. Preferably, such administration should be parenteral, oral, sublingual,  
25 transdermal, topical, intranasal or intrarectal. Administration of the therapeutic compositions can be carried out using known procedures at dosages and for periods of time effective to reduce symptoms or surrogate markers of the disease. When administered systemically,  
30 the therapeutic composition is preferably administered at a sufficient dosage to attain a blood level of oligonucleotide from about 0.01 micromolar to about 10 micromolar. For localized administration, much lower concentrations than this may be effective, and much higher  
35 concentrations may be tolerated. Preferably, a total dosage of oligonucleotide will range from about 0.1 mg oligonucleotide per patient per day to about 200 mg

oligonucleotide per kg body weight per day. It may desirable to administer simultaneously, or sequentially a therapeutically effective amount of one or more of the therapeutic compositions of the invention to an individual  
5 as a single treatment episode. In a preferred embodiment, after the composition of matter is administered, the biological effects of splenomegaly, platelet depletion, are reduced, relative to the same effects obtained upon administration of an otherwise  
10 identical composition containing the same quantity of an otherwise identical oligonucleotide, except that such oligonucleotide contains an unmodified CpG dinucleoside in place of the modified CpG dinucleoside. This preferred biological effect can be monitored by measuring blood  
15 levels of platelets before and after oligonucleotide administration. Preferably, platelets will be depleted by less than about 20%, most preferably by less than about 10%. The preferred biological effect may also be observed by measuring serum alanine aminotransferase (ALT) and serum  
20 aspartate aminotransferase (AST) levels following oligonucleotide administration. Preferably, serum ALT and AST levels will increase by less than 2.5 fold, most preferably by less than 2.0 fold.

The following examples are intended to further illustrate certain preferred embodiments of the invention and are not intended to limit the scope of the invention.

5

### Example 1

#### Synthesis, Deprotection And Purification Of Oligonucleotides

10 Oligonucleotide phosphorothioates were synthesized using an automated DNA synthesizer (Model 8700, Biosearch, Bedford, MA) using a beta-cyanoethyl phosphoramidite approach on a 10 micromole scale. To generate the phosphorothioate linkages, the intermediate phosphite  
15 linkage obtained after each coupling was oxidized using 3H, 1,2-benzodithiole-3H-one-1,1-dioxide (See Beaucage, In *Protocols for Oligonucleotides and Analogs: Synthesis and Properties*, Agrawal (editor), Humana Press, Totowa, NJ, pp. 33-62 (1993).) Similar synthesis was carried out to  
20 generate phosphodiester linkages, except that a standard oxidation was carried out using standard iodine reagent. Synthesis of methylphosphonate CpG-containing oligonucleotide was carried out in the same manner, except that methylphosphonate linkages were assembled using  
25 nucleoside methylphosphonamidite (Glen Research, Sterling, VA), followed by oxidation with 0.1 M iodine in tetrahydrofuran/2,6-lutidine/water (75:25:0.25) (see Agrawal & Goodchild, *Tet. Lett.* 28: 3539-3542 (1987)). Deprotection and purification of oligonucleotides was  
30 carried out according to standard procedures, (See Padmapriya *et al.*, *Antisense Res. & Dev.* 4: 185-199 (1994)), except for oligonucleotides containing methylphosphonate-containing regions. For those oligonucleotides, the CPG-bound oligonucleotide was treated  
35 with concentrated ammonium hydroxide for 1 hour at room temperature, and the supernatant was removed and evaporated to obtain a pale yellow residue, which was then treated

with a mixture of ethylenediamine/ethanol (1:1 v/v) for 6 hours at room temperature and dried again under reduced pressure.

5

### Example 2

#### Reduced In Vivo Splenomegaly Using Modified CpG-Containing Oligonucleotides

CD-1 mice and Fischer rats (Charles River Laboratories,  
10 Raleigh, NC) were injected intravenously daily for seven days with a dose ranging from 3-30 mg/kg body weight of CpG-containing phosphorothioate oligonucleotide, methylphosphonate CpG-containing phosphorothioate oligonucleotide, inverted CpG-containing phosphorothioate  
15 oligonucleotide, 5-methylC CpG-containing phosphorothioate oligonucleotide, 2'-O-substituted CpG, or saline as a control. On day 8, the animals were euthanized and the spleens were removed and weighed. Animals treated with methylphosphonate CpG-containing phosphorothioate  
20 oligonucleotide, inverted CpG-containing phosphorothioate oligonucleotide, 5-methylC CpG-containing phosphorothioate oligonucleotide, or 2'-O-substituted CpG, showed significantly less increase in spleen weight than those treated with CpG-containing oligonucleotide  
25 phosphorothioates. Similar results are expected to be observed for phosphotriester CpG-containing phosphorothioate oligonucleotides, phosphoramidate CpG-containing phosphorothioate oligonucleotides and 2'-5' CpG-containing phosphorothioate oligonucleotides.

30

### Example 3

#### Reduced In Vivo Platelet Depletion Using Modified CpG-Containing Oligonucleotides

35

CD-1 mice and Fischer rats were injected intravenously daily for seven days with a dose ranging from 3-30 mg/kg body weight of CpG-containing phosphorothioate

oligonucleotide, methylphosphonate CpG-containing phosphorothioate oligonucleotide, inverted CpG-containing phosphorothioate oligonucleotide, 5-methylC CpG-containing phosphorothioate oligonucleotide, 2'-O-substituted CpG, or  
5 saline as a control. At day 8, blood was taken from the animals and platelet counts were taken. Animals treated with methylphosphonate CpG-containing phosphorothioate oligonucleotide, inverted CpG-containing phosphorothioate oligonucleotide, or 5-methylC CpG-containing  
10 phosphorothioate oligonucleotide showed significantly less depletion of platelets than those treated with CpG-containing oligonucleotide phosphorothioates. Similar results are expected to be observed for phosphotriester CpG-containing phosphorothioate oligonucleotides,  
15 phosphoramidate CpG-containing phosphorothioate oligonucleotides and 2'-5' CpG-containing phosphorothioate oligonucleotides.

#### Example 4

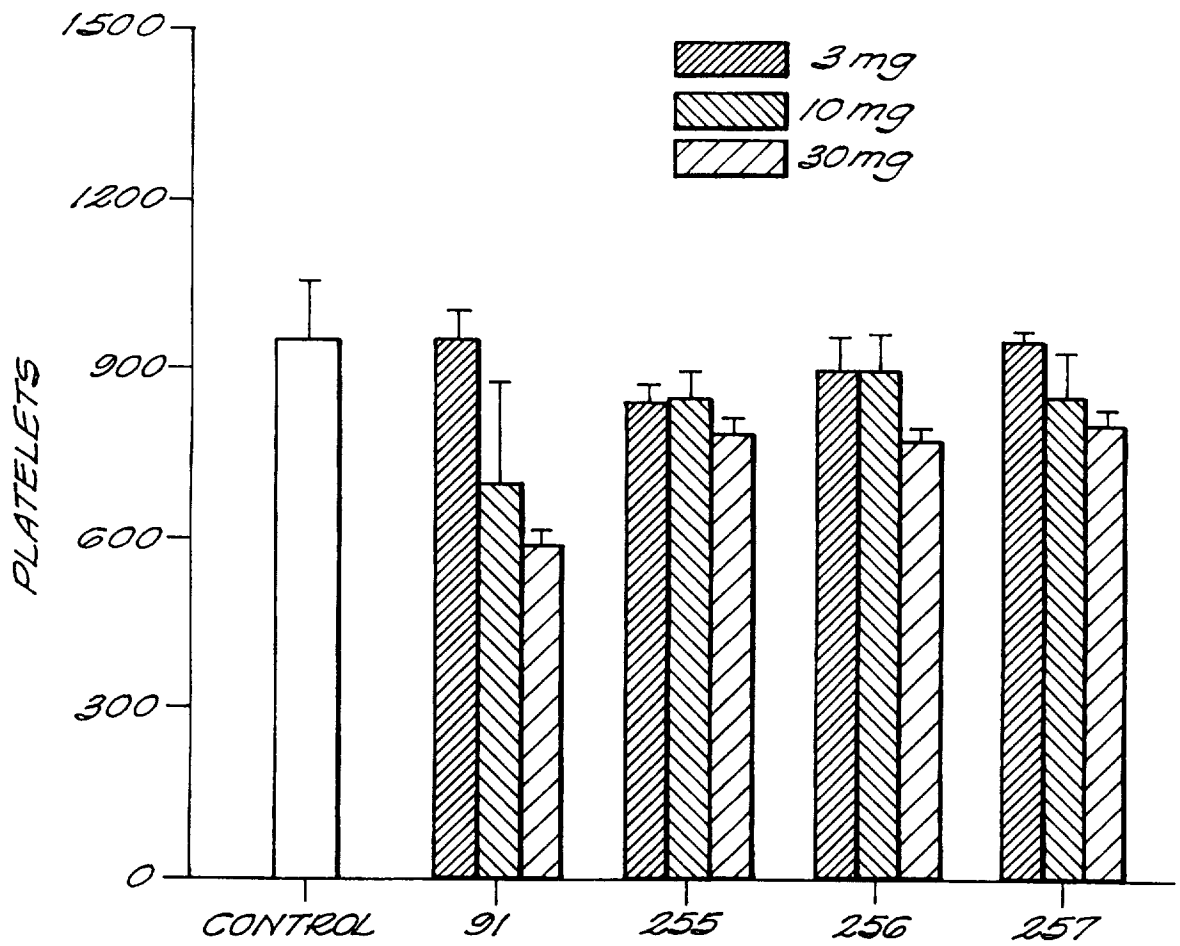
#### 20 Reduced *In Vivo* Increase in Serum ALT and AST Levels Using Modified CpG-Containing Oligonucleotides

CD-1 mice and Fischer rats were injected intravenously daily for seven days with a dose ranging from 3-30 mg/kg  
25 body weight of CpG-containing phosphorothioate oligonucleotide, methylphosphonate CpG-containing phosphorothioate oligonucleotide, inverted CpG-containing phosphorothioate oligonucleotide, 5-methylC CpG-containing phosphorothioate oligonucleotide, 2'-O-substituted CpG, or  
30 saline as a control. At day 8, blood was taken from the animals and serum ALT and AST levels were measured using a Roche Cobas Fara Chemistry Analyzer (Roche Diagnostic Systems, Branchburg, NJ). Animals treated with methylphosphonate CpG-containing phosphorothioate  
35 oligonucleotide, inverted CpG-containing phosphorothioate oligonucleotide, 5-methylC CpG-containing phosphorothioate oligonucleotide, or 2'-O-substituted CpG-containing

phosphorothioate oligonucleotide, showed a significant reduction in the increase of serum ALT and AST levels as compared those treated with CpG-containing oligonucleotide phosphorothioates. Similar results are expected to be  
5 observed for phosphotriester CpG-containing phosphorothioate oligonucleotides, phosphoramidate CpG-containing phosphorothioate oligonucleotides and 2'-5' CpG-containing phosphorothioate oligonucleotides.

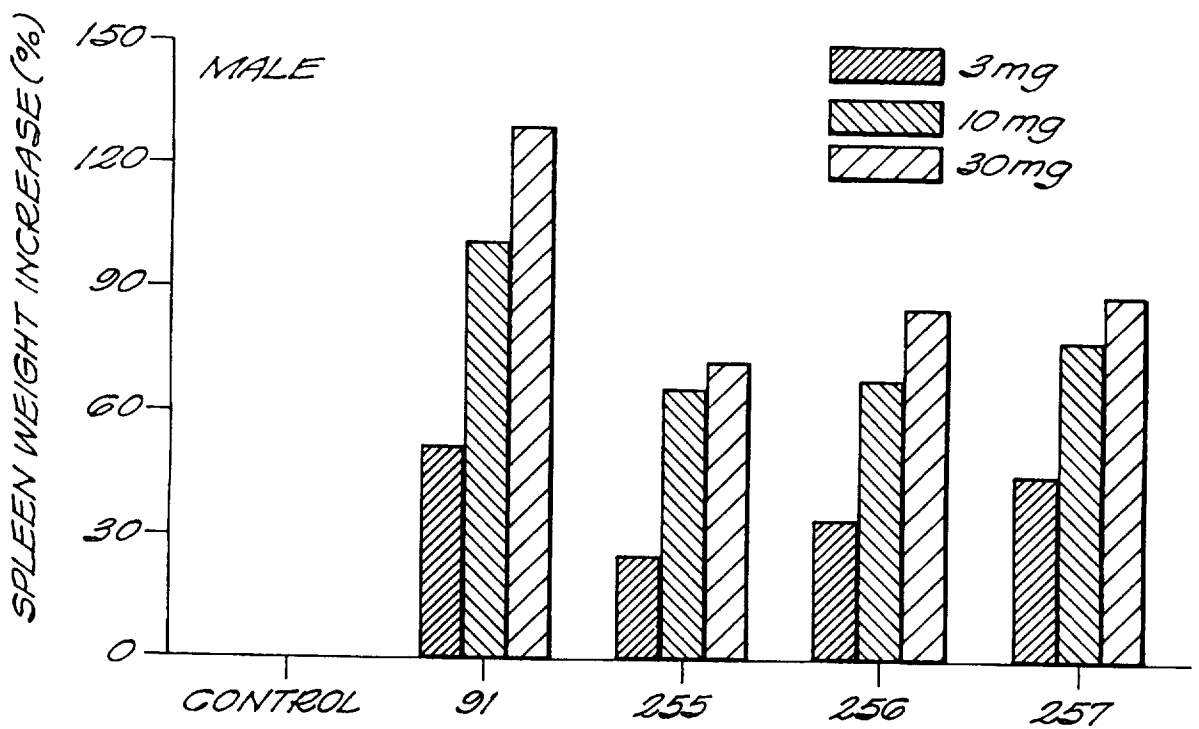
What is claimed is:

1. A composition of matter for inhibiting specific  
5 gene expression with reduced side effects, the composition  
comprising a modified CpG-containing phosphorothioate  
oligonucleotide that is complementary to a portion of a  
genomic region or gene for which inhibition of expression  
is desired, or to RNA transcribed from such a gene.  
10
2. The composition of matter according to claim 1,  
wherein the modified CpG is selected from alkylphosphonate  
CpG, inverted CpG, 2'-O-substituted CpG, 5-methylcytosine  
CpG, stereospecific phosphorothioate CpG, phosphotriester  
15 CpG, phosphoramidate CpG and 2'-5' CpG.
3. A method for modulating gene expression in a mammal  
with reduced side effects comprising administering to the  
mammal a composition of matter according to claim 1,  
20 wherein the oligonucleotide is complementary to a gene that  
is being expressed in the mammal.
4. A method for therapeutically treating, with reduced  
side effects, a disease caused by aberrant gene expression,  
25 the method comprising administering to an individual having  
the disease a composition of matter according to claim 1,  
wherein the oligonucleotide is complementary to a gene that  
is aberrantly expressed, wherein such aberrant expression  
causes the disease.

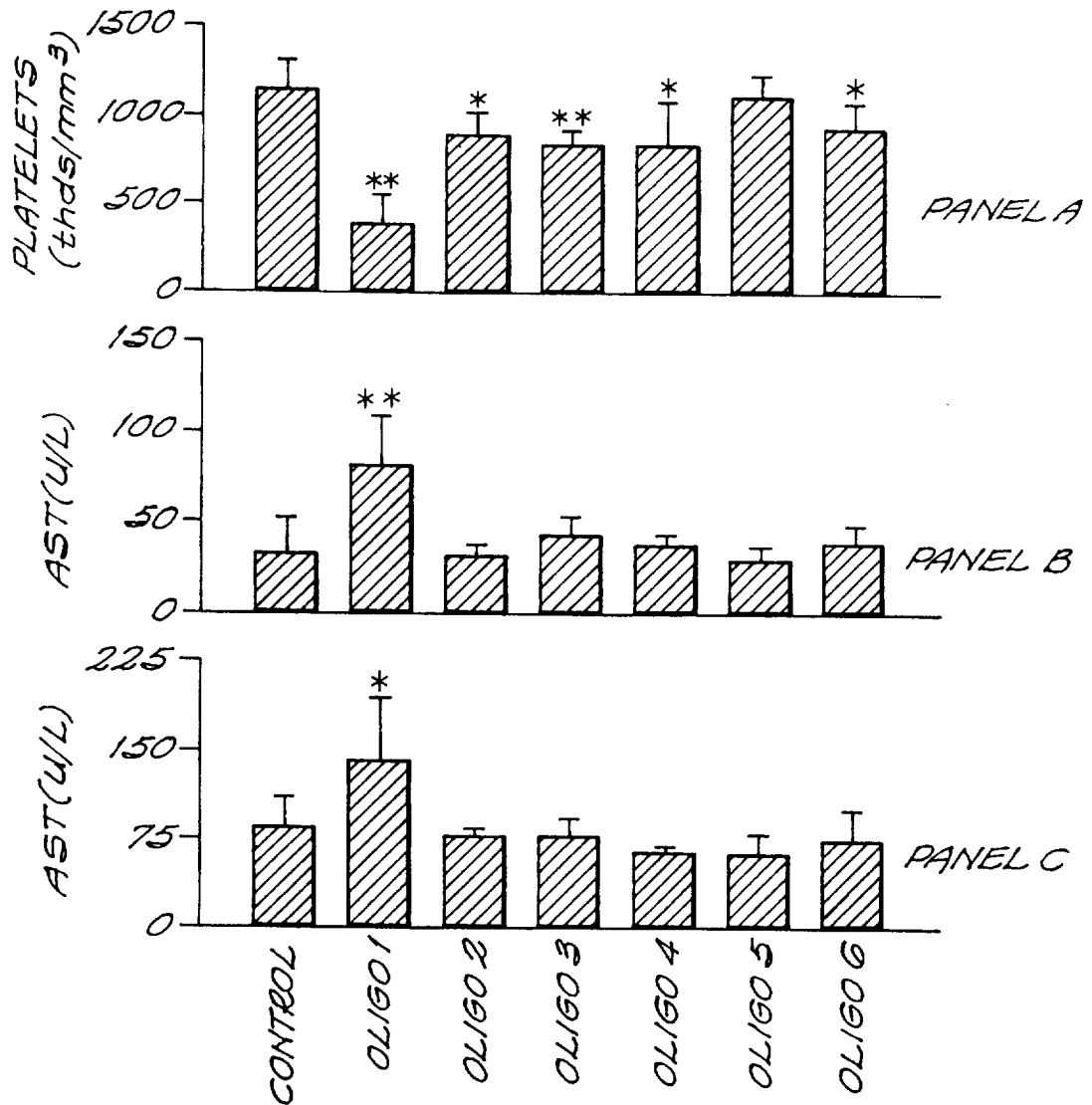


**FIG. 1**





**FIG. 2**



**FIG. 3**