

(19) World Intellectual Property Organization
International Bureau



(43) International Publication Date
2 August 2001 (02.08.2001)

PCT

(10) International Publication Number
WO 01/55078 A1

(51) International Patent Classification⁷: **C07C 59/125**,
A61K 31/19, A61P 3/10

Gary, Jay [US/US]; 1639 Lakeview Drive, Zeeland, MI
49464 (US).

(21) International Application Number: PCT/IB01/00026

(22) International Filing Date: 11 January 2001 (11.01.2001)

(25) Filing Language: English

(26) Publication Language: English

(30) Priority Data:
60/177,823 25 January 2000 (25.01.2000) US

(71) Applicant (for all designated States except US):
WARNER-LAMBERT COMPANY [US/US]; 201
Tabor Road, Morris Plains, NJ 07950 (US).

(81) Designated States (*national*): AE, AG, AL, AM, AT, AU,
AZ, BA, BB, BG, BR, BY, BZ, CA, CH, CN, CR, CU, CZ,
DE, DK, DM, DZ, EE, ES, FI, GB, GD, GE, GH, GM, HR,
HU, ID, IL, IN, IS, JP, KE, KG, KP, KR, KZ, LC, LK, LR,
LS, LT, LU, LV, MA, MD, MG, MK, MN, MW, MX, MZ,
NO, NZ, PL, PT, RO, RU, SD, SE, SG, SI, SK, SL, TJ, TM,
TR, TT, TZ, UA, UG, US, UZ, VN, YU, ZA, ZW.

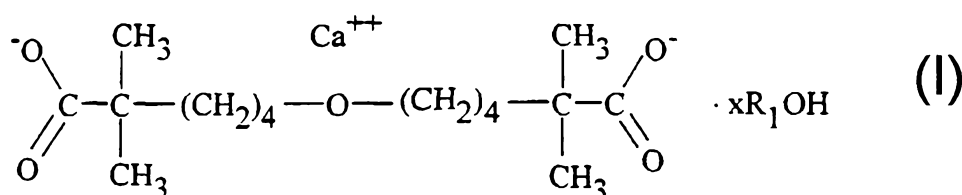
(84) Designated States (*regional*): ARIPO patent (GH, GM,
KE, LS, MW, MZ, SD, SL, SZ, TZ, UG, ZW), Eurasian
patent (AM, AZ, BY, KG, KZ, MD, RU, TJ, TM), European
patent (AT, BE, CH, CY, DE, DK, ES, FI, FR, GB, GR, IE,
IT, LU, MC, NL, PT, SE, TR), OAPI patent (BF, BJ, CF,
CG, CI, CM, GA, GN, GW, ML, MR, NE, SN, TD, TG).

Published:

— with international search report

For two-letter codes and other abbreviations, refer to the "Guidance Notes on Codes and Abbreviations" appearing at the beginning of each regular issue of the PCT Gazette.

(54) Title: CALCIUM DICARBOXYLATE ETHERS, METHODS OF MAKING SAME, AND TREATMENT OF VASCULAR DISEASE AND DIABETES THEREWITH



(57) Abstract: Alcohol and water solvates of 6-(5-carboxy-5-methyl-hexyloxy)-2,2-dimethylhexanoic acid monocalcium salt are crystalline and have the formula (I), wherein R₁ is H or lower alkyl, and x is a number from 0 to 10, and are useful for treating dyslipidemia.

-1-

CALCIUM DICARBOXYLATE ETHERS, METHODS OF MAKING SAME,
AND TREATMENT OF VASCULAR DISEASE AND DIABETES
THEREWITH

FIELD OF THE INVENTION

5 The present invention relates to 6-(5-carboxy-5-methyl-hexyloxy)-2,2-dimethylhexanoic acid monocalcium salt (1:1), 6-(5-carboxy-5-methyl-hexyloxy)-2,2-dimethylhexanoic acid monocalcium salt (1:1) solvates, methods of producing 6-(5-carboxy-5-methyl-hexyloxy)-2,2-dimethylhexanoic acid monocalcium salt (1:1) in crystalline forms, methods of producing 6-(5-carboxy-5-methyl-
10 hexyloxy)-2,2-dimethylhexanoic acid monocalcium salt (1:1) alcohol solvates in crystalline forms, and the treatment of disease therewith. In particular, the 6-(5-carboxy-5-methyl-hexyloxy)-2,2-dimethylhexanoic acid monocalcium salt (1:1) and solvates thereof of the present invention are useful for lowering certain plasma lipids in animals including Lp(a), triglycerides, VLDL-cholesterol, and
15 LDL-cholesterol, as well as elevating HDL cholesterol. The compounds are also useful for treating diabetes mellitus.

BACKGROUND OF THE INVENTION

 Vascular diseases such as coronary heart disease, stroke, restenosis, and peripheral vascular disease, remain the leading cause of death and disability
20 throughout the world. About 1.5 million people die each year in the United States alone from myocardial infarction resulting from congestive heart failure. While diet and life style can accelerate the onset of vascular diseases, genetic predisposition leading to dyslipidemia is a significant factor in vascular-related disabilities and deaths. "Dyslipidemia" means abnormal levels of lipoproteins in
25 blood plasma.

 Several risk factors have been associated with increased risk of vascular disease. Among these are the dyslipidemias of high levels of low-density lipoprotein (LDL) and low levels of high-density lipoproteins (HDL). The ratio of

-2-

HDL-cholesterol to LDL-cholesterol is often used to assess the risk of vascular disease. A high ratio of HDL/LDL cholesterol is desirable. Compounds that increase this ratio by either lowering LDL or increasing HDL, or both, therefore are beneficial.

5 Studies also have shown that elevated levels of a modified form of LDL designated as lipoprotein(a), "Lp(a)," are detrimental. Elevated levels of Lp(a) have been associated with the development of atherosclerosis, coronary heart disease, myocardial infarction, stroke, cerebral infarction, and restenosis following balloon angioplasty. In fact, Lp(a) appears to be an excellent predictor of stroke
10 potential. Accordingly, high concentrations of cholesterol in the form of Lp(a) are one of the major factors leading to death from heart disease. Compounds that lower Lp(a) are therefore beneficial.

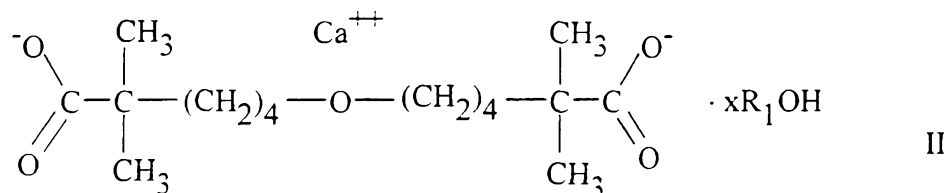
 U.S. Patent No. 5,648,387 discloses 6-(5-carboxy-5-methyl-hexyloxy)-2,2-dimethylhexanoic acid and its effectiveness in lowering plasma concentrations
15 of Lp(a), and in increasing HDL. The formation of pharmaceutically acceptable salts from the carboxylic acid is also described, for example, by reaction with bases including sodium hydroxide, potassium hydroxide, calcium hydroxide, sodium carbonate, triethylamine, pyridine, and ammonia. Owing to the low melting character of the carboxylic acid and the lack of crystallinity and
20 hygroscopic nature of the contemplated salts thereof, drying and crystallization of large quantities such as mass production lots remains inconsistent. Thus, there exists a need for a salt of the carboxyalkyl ether which is effective in raising HDL, lowering plasma Lp(a), which is crystalline so it can be manufactured and processed on a commercial scale, and which is amenable to pharmaceutical
25 formulation for the treatment of vascular disease. This invention provides a salt form that satisfies these needs.

SUMMARY OF THE INVENTION

 This invention provides new chemical compounds, which are calcium dicarboxylate ethers. The invention more particularly provides compounds
30 characterized as solvated or unsolvated forms of the monocalcium salt of

-3-

6-(5-carboxy-5-methyl-hexyloxy)-2,2-dimethylhexanoic acid. The calcium salt of this invention is also known as "CI-1027". The invention compounds have Formula II:



CI-1027

5 wherein:

R₁ is H or lower alkyl such as methyl, ethyl, 1-propyl, 2-propyl, and 1-butyl, and x is a number from 0 to 10. Preferred compounds are those wherein R₁ is H.

A preferred compound is CI-1027 Crystal Form 1 wherein R₁ is H and x is equivalent to about 3% to about 6% water content and having XRD of Figure 1.

10 Another preferred compound is CI-1027 Crystal Form 2 wherein R₁ is H and x is equivalent to about 3% to about 6% water content and having XRD of Figure 15.

Also preferred are nonsolvated forms of the salt, i.e., wherein x is zero.

A method of drying the calcium salt from organic alcohols is also provided. A method of crystallizing the monocalcium salt is a further embodiment.

A method of synthesizing the monocalcium dicarboxylate ether salts of Formula II is provided. The method includes exposing the dialkanoic ether acid to calcium oxide as the base in an organic alcoholic solvent. After allowing
20 sufficient time for the reaction to occur, a solid product is removed and dried to yield a calcium dicarboxylate ether salt having a stoichiometric ratio of calcium to dicarboxylate ether of 1:1, solvated with an alcohol R₁OH. The alcohol R₁OH solvate can be removed by drying with humidification of the drying chamber in vacuo. The calcium dicarboxylate ether salt having a stoichiometric ratio of
25 calcium to dicarboxylate ether of 1:1 can be crystallized as a monohydrate by steam crystallization, namely by heating with water/water vapor at between 50°C to 150°C under pressure with agitation followed by vacuum drying. A second

-4-

crystalline hydrate form can be obtained by heating the first form in water for an extended period of time, or alternatively by reacting the free acid of Formula I directly with calcium hydroxide and water at an elevated temperature of about 80°C and recovering the solid by normal filtration.

5 The compounds of the present invention are useful as active ingredients in combination with pharmaceutically acceptable diluents, carriers, and excipients to treat vascular disease. The use of the calcium dicarboxylate ether salt, or a hydrate or alcohol solvate thereof, for the manufacture of a composition for the treatment of dyslipidemia, such as vascular disease, is also described within. The use of the
10 calcium dicarboxylate ether salt and hydrate or alcohol solvate for the preparation of a composition for the treatment of diabetes is also described within.

BRIEF DESCRIPTION OF THE DRAWINGS

Other advantages of the present invention will be readily appreciated as the same become better understood by reference to the following detailed
15 description when considered in connection with the accompanying drawings. In the drawings, the term “d(A)” means the d-spacing in angstroms. “P%” means the percentage of individual peaks relative to the most intense peak, which is equal to 100%. “Area” means area under the curve or peak. “FWHM” means the full width at half maximum measurement.

20 Figure 1 is a two-dimensional drawing of the x-ray powder diffractogram of dicarboxylate ether monocalcium salt CI-1027 hydrate Crystal Form 1.

Figure 1A are the numerical values given to the peaks shown in Figure 1. (Each of the figures labeled A are the numerical values of the XRD trace to which the figure refers; e.g., 2A, 3A, etc.).

25 Figure 2 is a two-dimensional drawing of the x-ray powder diffractogram of the ethyl alcohol solvate of the dicarboxylate ether monocalcium salt CI-1027.

Figure 3 is a two-dimensional drawing of the x-ray powder diffractogram of CI-1027 Crystal Form 1 (3.25% water) after humidification and drying of the ethyl alcohol solvate of the dicarboxylate ether monocalcium salt.

-5-

Figure 4 is a two-dimensional drawing of the x-ray powder diffractogram of the methyl alcohol solvate of CI-1027.

5 Figure 5 is a two-dimensional drawing of the x-ray powder diffractogram of CI-1027 hydrate Crystal Form 1 after humidification and drying of the methyl alcohol solvate of the dicarboxylate ether monocalcium salt.

Figure 6 is a two-dimensional drawing of the x-ray powder diffractogram of the 1-propyl alcohol solvate of CI-1027.

10 Figure 7 is a two-dimensional drawing of the x-ray powder diffractogram of CI-1027 Crystal Form 1 (3.98% water) after humidification and drying of the 1-propyl alcohol solvate.

Figure 8 is a two-dimensional drawing of the x-ray powder diffractogram of the 2-propyl alcohol solvate of CI-1027.

15 Figure 9 is a two-dimensional drawing of the x-ray powder diffractogram of a compound of Formula II CI-1027 hydrate Crystal Form 1 after humidification and drying of the 2-propyl alcohol solvate of the dicarboxylate ether monocalcium salt.

Figure 10 is a two-dimensional drawing of the x-ray powder diffractogram of the 1-butyl alcohol solvate of CI-1027.

20 Figure 11 is a two-dimensional drawing of the x-ray powder diffractogram CI-1027 hydrate Crystal Form 1 after humidification and drying of the 1-butyl alcohol solvate.

25 Figure 12 is a three-dimensional comparison of x-ray powder diffractograms of the (a) methyl alcohol, (b) ethyl alcohol, (c) 1-propyl alcohol, (d) 2-propyl alcohol, and (e) 1-butyl alcohol solvates of the crystalline compounds of the present invention.

Figure 13 is a three-dimensional comparison of x-ray powder diffractograms of the CI-1027 hydrate Crystal Form 1 derived from the solvates (a)-(e) depicted in Figure 12.

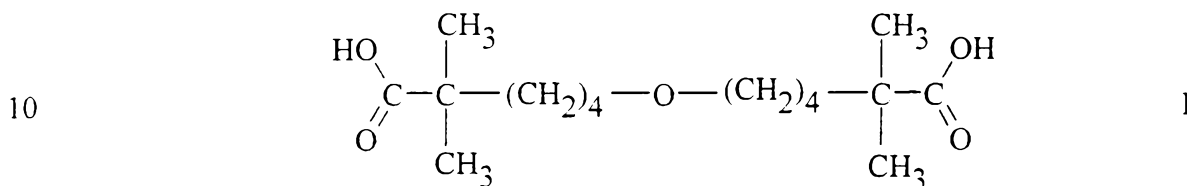
30 Figure 14 is a two-dimensional overlay of the x-ray diffractograms of organic solvent free 6-(5-carboxy-5-methyl-hexyloxy)-2,2-dimethylhexanoic acid monocalcium salt produced from various alcohol solvates.

-6-

Figure 15 is a two-dimensional drawing of the x-ray diffractogram of CI-1027 hydrate (Crystal Form 2) after heating CI-1027 hydrate Crystal Form 1 with water and isolation and drying.

DETAILED DESCRIPTION OF THE INVENTION

The compounds provided by this invention are prepared from a dialkylcarboxylic acid ether precursor. The synthesis of the precursor dialkylcarboxylic acid ether is described in U.S. Patent No. 5,648,387, which is incorporated herein by reference. The precursor dialkylcarboxylic acid ether has the Formula I:



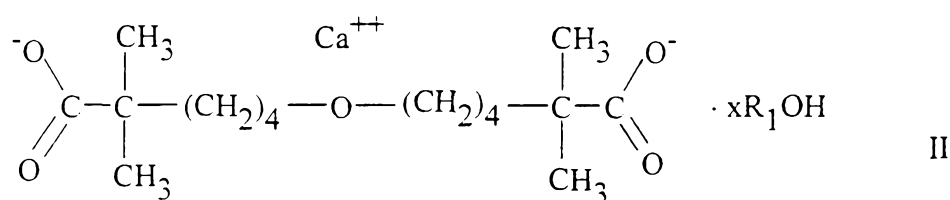
The diacid of Formula I is identified as 6-(5-carboxy-5-methyl-hexyloxy)-2,2-dimethylhexanoic acid. It is also known as "72953".

The calcium salts of Formula II that are provided by this invention are prepared by reacting the precursor dialkylcarboxylic acid ether (I) 72953 with a calcium base such as calcium oxide or calcium hydroxide. Calcium oxide is preferred. A small percentage of water can be present in the calcium oxide (up to about 5%). The reaction is preferably carried out in a solvent which dissolves the dialkylcarboxylic acid ether (I) and is at least only minimally reactive towards the calcium base. Preferably, the base such as calcium oxide partially dissolves in the solvent as well. Solvents operative in the present invention are alkanols, illustratively including C₁-C₁₂ alcohols, for example, methyl alcohol, ethyl alcohol, 1-propyl alcohol, 2-propyl alcohol, butanols, pentanols, cyclopentanol, hexanols, cyclohexanol, and the like. Preferably, the solvent is a C₁-C₆ absolute alcohol, and more preferably a C₁-C₄ alcohol.

The reaction of dialkylcarboxylic acid ether (I) with calcium oxide readily occurs at ambient or higher pressure, and a temperature of generally greater than about 25°C is preferred. However, it is appreciated that the reaction is facilitated

-7-

by heating the reaction mixture to the reflux point of the solvent, or even higher under pressure. Agitation further promotes uniform reaction throughout the reaction mixture. In order to assure conversion of most of the dialkylcarboxylic acid ether (I) to the mono-calcium salt, the molar ratio of calcium oxide to dialkylcarboxylic acid ether (I) should be between approximately 0.95 to approximately 1.05 molar equivalents. After allowing sufficient time for the reaction to occur between the dialkylcarboxylic acid ether (I) and the calcium oxide, a solid product is formed and recovered. Typically, the reaction is complete, in refluxing solvent, in from about 4 to about 96 hours. A compound of the present invention results having the following formula:



CI-1027

wherein R₁ is H or lower alkyl inclusive of methyl, ethyl, 1-propyl, 2-propyl, 1-butyl, and x is a number from 0 to about 10. In a preferred embodiment, R₁ is H (i.e., hydrates). Typically, the amount of water present in preferred salt forms ranges from about 3% to about 6% (e.g., x = 0.03-0.06).

Optionally, following the reaction between the dialkylcarboxylic acid ether (I) and the calcium oxide, the reaction can be diluted by addition of a second solvent. The second solvent (also referred to as the work-up solvent) is preferably miscible with the reaction solvent such that any calcium salt dissolved in the reaction solvent tends to precipitate from the solvent mixture, and any unreacted organic materials remain in solution. It is appreciated that cooling the original solvent system or the mixed solvent system containing dialkylcarboxylic acid ether monocalcium salt (II) further induces precipitation. The identity of the added solvent is dictated, in part, by the identity of the reaction solvent. For example, in the case of the alcohols, methyl *tert*-butyl ether is a representative work-up (or second) solvent. Other work-up solvents can include diethyl ether, tetrahydrofuran, and C₅-C₁₂ mixed alkanes. However, any work-up solvent can be used, provided it is one in which the dialkylcarboxylic acid ether monocalcium

-8-

salt (II) is substantially insoluble, and which can be readily removed by drying using normal conditions. Upon isolating the CI-1027 calcium salt, for instance by filtering or centrifuging off the solid product, the salt (II) is optionally washed with fresh work-up solvent, and is thereafter dried to remove the majority of the remaining water and solvent mixture. Drying is facilitated by heating the salt (II) to a temperature greater than room temperature and less than the decomposition temperature of the salt (II). Drying can be with hot air, heated inert gas, or in vacuo. Preferably, the CI-1027 salt (II) is heated to a temperature range from between about 60°C and about 100°C. The product is substantially dry of solvents after about 1 to 3 hours. More preferably, the salt is heated under vacuum to further facilitate removal of the volatile solvents.

Surprisingly, it was discovered that heating and agitating the amorphous form of dialkylcarboxylic acid ether monocalcium salt (II) in the presence of water not only removed volatile solvents, but also caused the dialkylcarboxylic acid ether monocalcium salt (II) to become highly crystalline.

Humidification of the calcium salt (II) in a vacuum tray dryer facilitated the further removal of all volatile solvents to yield a crystalline form of dialkylcarboxylic acid ether calcium salt (II). The humidification can occur before or after complete drying of the dialkylcarboxylic acid ether monocalcium salt (II). Preferably, the solid monocalcium salt (II) is exposed to a humidification process prior to complete drying in order to facilitate removal of the volatile solvents to below the desired limit (e.g., below about 5%) and to promote crystallinity.

Thus, following partial drying of the salt in a heated vacuum chamber, water and water vapor is introduced to the partially dried dialkylcarboxylic acid ether monocalcium salt (II). Both drying operations are preferably done with agitation. After the humidification, vacuum is reapplied until the salt (II) attains a stable weight. The dialkylcarboxylic acid ether monocalcium salt (II) obtained following a humidification process is highly crystalline and has a bulk density following tapping of between about 0.3 g/mL and about 0.52 g/mL, with an average of about 0.4 g/mL. In contrast, the amorphous form of CI-1027 calcium salt (II) has a bulk density of about 0.2 g/mL to about 0.4 g/mL, with an average of about 0.3 gm/mL.

In a preferred embodiment, the invention provides two distinct polymorphs, namely CI-1027 Crystal Form 1 and CI-1027 Crystal Form 2. Heating a suspension of Crystalline Form 1 of the monocalcium salt in water to about 60°C to 90°C for extended periods of time, of about 6 to about 48 hours, converts it to the second crystalline form, designated Crystalline Form 2. The Crystalline Form 2 product can be prepared directly, if desired, by reacting the dialkylcarboxylic acid ether (I) with calcium hydroxide in water. These forms are distinguishable from one another by their respective x-ray powder diffraction patterns, as evidenced in Figures 1 and 15.

Crystal Forms 1 and 2 are preferred embodiments because they are observably less capable of retaining an electrostatic charge than salts of Formula II that are dried without exposure to humidification. The superior crystallinity of dialkylcarboxylic acid ether monocalcium salt (Forms 1 and 2), following the humidification process and a final drying, is indicated by the x-ray diffraction (XRD) analysis. X-ray powder diffractograms of solvated salts (II) are shown in the figures and indicate solvate formation within the solid product from methyl alcohol, ethyl alcohol, 1-propyl alcohol, 2-propyl alcohol, and 1-butanol. Additional analysis on the post-humidification dried dialkylcarboxylic acid ether monocalcium salt (II) is indicative of the formation of a salt which is associated with between about 0.1 and about 1 molar equivalent of water per equivalent of dialkylcarboxylic acid ether calcium salt (II), as shown in Figures 1 and 15, for example.

It is well-established in the art that unique crystal and polymorphic forms of compounds can be characterized by one or more unique 2-theta values in the x-ray diffractogram. While the Figures recite several 2-theta values, a single 2-theta value will suffice to identify a unique structure. Such unique structure forms also are identified by characteristic resonance peaks in the NMR, for instance, in the ^{13}C NMR spectrum.

The invention compounds of Formula II are useful pharmacological agents. The compounds have been shown to raise HDL and to lower triglycerides, LDL, and VLDL (see U.S. Patent No. 5,783,600). They also lower Lp(a)

-10-

(U.S. Patent No. 5,750,569), and they can be used to treat noninsulin dependent diabetes mellitus (U.S. Patent No. 5,756,544).

CI-1027 is currently being evaluated for clinical use in treating vascular diseases. Thus, the crystalline forms of this invention are of particular importance since they will facilitate commercial manufacture and use of a life-saving medication. A further embodiment of this invention is a method of treating vascular disease and diabetes comprising administering to a mammal in need of treatment an effective amount of a compound of Formula II. An "effective amount" is the dose required to treat or prevent the vascular disease or diabetes of the mammal. The compounds are typically administered at a dose of about 50 to about 5000 mg/day, more generally about 50 to 2000 mg/day. A commonly employed dosage is from 50 to 900 mg/day. These same dosage levels are employed for the treatment and prevention of vascular disease, as well as for specifically lowering levels of Lp(a) and elevating HDL-cholesterol, and for treating and preventing diabetes.

Further embodiments of this invention are pharmaceutical compositions comprising a compound of Formula II together with pharmaceutically acceptable excipients, carriers, or diluents. The compounds are formulated for convenient oral, parenteral, or rectal administration, with oral delivery being preferred. Typical pharmaceutical carriers and excipients utilized in oral formulations include lactose, sucrose, starches, such as cornstarch and potato starch; cellulose derivatives such as methyl and ethyl cellulose; gelatins; talc; oils such as vegetable oils, sesame oil, cottonseed oil; and glycols such as polyethylene glycol. Oral preparations typically are in the form of tablets, capsules, emulsions, solutions, and the like. Controlled release formulations, for example, using a polymeric matrix or an osmotic pump, or the like, are also utilized. Typical formulations contain from about 5% to 95% by weight of a compound of Formula II administered with the excipient or carrier. Flavoring agents such as cherry flavor or orange flavor are incorporated.

For parenteral administration, the compounds are optionally formulated with diluents such as isotonic saline, 5% aqueous glucose, and the like, for convenient intramuscular and intravenous delivery. The compounds optionally also are formulated with waxes and gels in the form of suppositories. Topical

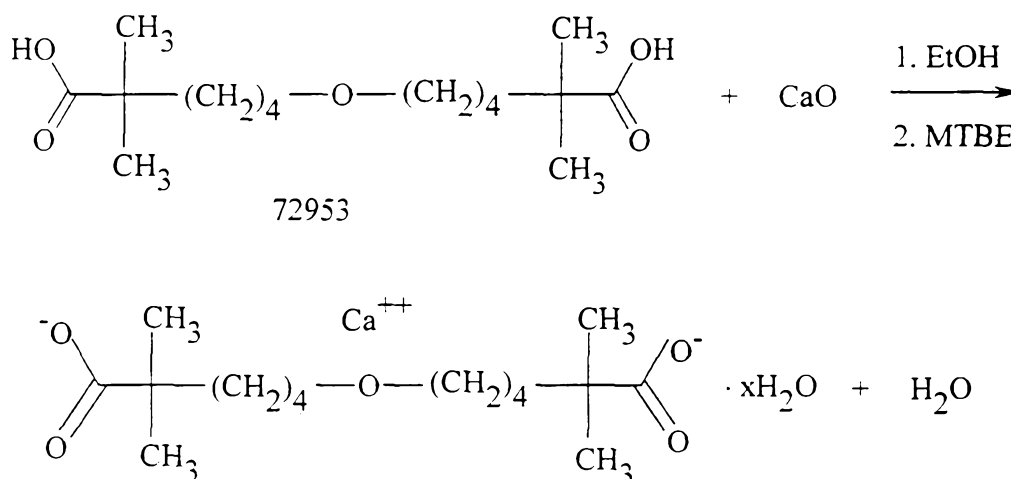
-11-

compositions, for example creams and skin patches, can also be prepared according to conventional methods.

In order to more fully demonstrate the advantages of the present invention, the following detailed examples are set forth. It is to be understood that the following examples are for illustration only and should not be construed as a limitation on the scope of the present invention. All citations to references, including patents, are incorporated herein by reference.

EXAMPLE 1

Preparation of 6-(5-carboxy-5-methyl-hexyloxy)-2,2-dimethylhexanoic acid monocalcium salt hydrate, Crystalline Form 1



Pilot Scale Example to prepare CI-1027 hydrate Crystal Form 1 via ethanol solvate.

Charge to 750 L glass-lined still:

6-(5-carboxy-5-methyl-hexyloxy)-2,2-dimethylhexanoic acid; (72953)—54.4 Kg,
179.9 mol;

Calcium Oxide 98%—10.2 Kg, 178.2 mol;

Ethyl Alcohol, pure anhydrous—392 Kg, 497 L.

Start agitation (stirring) and heat mixture to reflux (76-80°C). Reflux reaction

mixture for 96 hours. Cool to 45°C. Charge to reaction mixture:

Methyl tert-Butyl Ether (MTBE)—128 Kg, 163 L.

-12-

Cool reaction mixture to 20°C to 25°C and stir approximately 1 hour. Filter solid product by centrifugation to provide CI-1027 ethanol solvate (Formula II, R₁ is CH₃CH₂-). Wash solid product with:

MTBE — 307 Kg, 391 L.

- 5 Discharge product cake from centrifuge. Charge solvent wet product cake (CI-1027 ethanol solvate) to 400 L agitated pan dryer. Seal dryer and apply vacuum on the system. Set jacket temperature for 85°C. Start agitation after approximately 1 hour at 85°C and full vacuum. Stir product at 85°C and full vacuum for 12 to 16 hours. Set jacket temperature to
- 10 100°C. Close valve to vacuum source.

Charge by way of vacuum blank through injection nozzle:

Water, HPLC grade — 6.4 Kg.

- Water will vaporize and humidify the system. Stir the sealed, humidified system for 4 hours. Re-apply vacuum and dry product for 18 to 24 hours. Cool
- 15 system to 25°C. Purge off vacuum with nitrogen. Discharge dry product from the dryer to give CI-1027 hydrate Crystal Form 1 as a white solid. Mill dry product through a Fitzmill with a #1A screen (The Fitzmill Company, Elmhurst, Illinois). Overall yield: 55.2 Kg (uncorrected for 4.04% water), 90.9%.

20 **Analytical Results:**

C₁₆H₂₈O₅Ca H₂O — Infrared (KBr): 1107.3, 1416.2, 1477.9, 1552 cm⁻¹

Identification (¹H NMR) — (CDCl₃): δ 7.2, 3.4, 1.5, 1.2.

Identification (HPLC retention time) — Waters Symmetry C18 column;

150 × 4.6 mm; 8.46 minutes

- 25 Assay (HPLC wt/wt %) — 99.30%

Ethyl Alcohol Content (wt % VPC) — 0.06%

Water Content determined by thermogravimetric analysis (TGA) — 3.45%

Calcium Content (by inductively coupled plasma method [ICP], corrected for water) — 12.91%

- 30 Sodium Content — 0.08%

XRD — CI-1027 hydrate Crystalline Form 1, see Figure 1.

-13-

^{13}C NMR (solid state) in ppm 189.6; 186.2; 71.4; 43.4; 30.1; 28.4; 25.2*: 23.1

The * indicates a resonance considered unique for this Crystal Form 1.

Pilot Scale Data

5 Upon further scale-up of the foregoing CI-1027 hydrate Crystal Form 1 process, difficulties were encountered in drying the final product. The monocalcium salt ethanol solvate was formed in refluxing ethyl alcohol as described above. The removal of the ethyl alcohol from the isolated CI-1027 hydrate Crystal Form 1 product proved very difficult at larger scale using typical maximum drying conditions (100°C, full vacuum) and vacuum tray dryers.

10 Different types of agitated dryers were investigated. Although some small-scale lots were dried to acceptable levels of ethyl alcohol, the results were inconsistent and the conditions applied were not conducive to further scale-up. See Table A for drying examples. The various lots (all prepared substantially as described above) are identified as "CD-number".

15 A preferred process for forming the hydrate is to expose the CI-1027 solvate product to humidity. The added humidity greatly accelerates the removal rate of the ethyl alcohol and facilitates production of the hydrate. This method was initially applied to the vacuum tray dryers with some success. The further application to agitated pan dryers resulted in a process whereby the ethyl alcohol

20 was easily removed in a short time period. This humidified drying process produced consistent crystalline product in short cycle times and therefore demonstrates feasibility for large-scale manufacturing use.

The initial drying method, without the use of humidity, produced a CI-1027 hydrate product with an amorphous physical form as determined by x-ray

25 diffraction (for example, Lots CD-2969C-3111 in Table A). The humidification process comprises drying the alcohol solvate at an elevated temperature of about 50°C to about 150°C in the presence of about 80% to about 95% relative humidity. The ethanol solvate from above was dried in a humidified agitated pan dryer to produce a CI-1027 hydrate Crystal Form 1 product with a crystalline form

30 as determined by x-ray diffraction. Subsequently, it was observed that the crystalline form exhibited significant advantages over the amorphous form. The CI-1027 hydrate Crystalline Form 1 (Lots CD-3103-3243 in Table A) has a higher

-14-

bulk density than amorphous CI-1027 as shown in Table B. The bulk density of the amorphous form was observed to be decreasing with increasing production scale. The crystalline form, however, was consistently produced with high bulk density, and is also observably less electrostatic than the amorphous form, a characteristic that greatly improves the handling characteristics of the bulk product. It should be noted that solvent free amorphous CI-1027 product also can be converted directly to CI-1027 hydrate Crystalline Form 1 by exposure to humidification. Solvent content is not required for the conversion to the Crystalline Form 1 product.

In summary, the advantages of the humidification process and resultant crystalline product include the following:

1. The humidification process allows for the effective drying of the CI-1027 hydrate Crystal Form 1 at a large scale. It produces a consistent, substantially alcohol solvent free product in a much shorter time period.
2. The resultant crystalline, alcohol solvent free CI-1027 hydrate Crystal Form 1 product generally exhibits a higher bulk density than amorphous CI-1027. This bulk density has been reasonably consistent upon scale-up, whereas the amorphous bulk density was observed to drop upon scale-up.
3. The resultant crystalline, alcohol free CI-1027 hydrate Crystal Form 1 product is observably less electrostatic than the amorphous product. This greatly improves the handling characteristics of the bulk product in large-scale production operations, and in subsequent fill/finish operations for the pharmaceutical dosage form.

-15-

Table A

Drying Time Experiments/Results

Lot ID	Drying Method	Time (hrs)	Solvent Content
CD-2969C	Vac. Tray Dryer	48	1.12% EtOH
	@ 72°C	24	1.08% EtOH
	@ 80°C	72	0.92% EtOH; 2.84% H ₂ O
CD-3032	Vac. Tray Dryer	24	7.0% EtOH
	@ 82°C	24	6.0% EtOH
	Milled here → @ 82°C	24	5.5% EtOH
	@ 95°C	24	4.4% EtOH
	@ 95°C	72	0.9% EtOH; 1.24% H ₂ O
CD-3044	Vac. Tray Dryer @ 60°C	24	5.2% EtOH
	@ 82°C	24	4.1% EtOH
	@ 101°C	24	4.1% EtOH
	Nitrogen bleed → @ 102°C	18	2.0% EtOH
	started here @ 101°C	72	0.2% EtOH
	@ 101°C	72	0.1% EtOH; 1.5% H ₂ O
CD-3055	Vac. Tray Dryer @ 60°C	24	7.7% EtOH
	Milled: moved → @ 82°C	24	5.5% EtOH
	into a rotary → @ 104°C	24	4.7% EtOH
	dryer here @ 105°C	24	3.4% EtOH
	@ 104°C	24	2.9% EtOH
	@ 101°C	24	2.5% EtOH
	@ 104°C	24	2.0% EtOH
	@ 101°C	24	2.0% EtOH
	Moved to trays → @ 103°C	24	0.3% EtOH
	@ 103°C	24	0.1% EtOH; 1.92% H ₂ O

-16-

Table A (cont'd)

Drying Time Experiments/Results

Lot ID	Drying Method	Time (hrs)	Solvent Content
CD-3082	Vac. Tray Dryer @ 82°C	24	5.97% EtOH
Milled here	→ @ 98°C	24	0.85% EtOH
Added 5 L	→ @ 97°C	24	0.72% EtOH
water in a tray	@ 97°C	24	0.41% EtOH
here	remilled		0.11% EtOH; 1.59% H ₂ O
CD-3089	Agitated Pan Dryer		
	@ 82°C	24	7.1% EtOH
	@ 98°C	24	5.5% EtOH
	@ 100°C	24	5.1% EtOH
Moved to tray	→ @ 100°C	20	1.8% EtOH
dryer. Added	@ 101°C	18	0.22% EtOH
5 L water	@ 100°C	24	0.01% EtOH; 3.02% H ₂ O
CD-3102	Vac. Tray Dryer @ 84°C	20	6.7% EtOH
	@ 95°C	24	3.9% EtOH
	@ 95°C	24	1.77% EtOH
	@ 95°C	24	0.6% EtOH
	@ 95°C	72	ND EtOH; 2.12% H ₂ O
CD-3111	Vac. Tray Dryer @ 81°C	24	5.4% EtOH
10 trays	@ 98°C	24	0.07% EtOH
without covers.	@ 97°C	24	0.05% EtOH
Trays placed at milled			ND EtOH; 1.94% H ₂ O
top of oven			

Table A (cont'd)

Drying Time Experiments/Results

Lot ID	Drying Method	Time (hrs)	Solvent Content
CD-3103*	Agitated Pan Dryer		
	@ 80°C	24	5.4% EtOH
1 Kg water	→ @ 80°C	24	0.07% EtOH
added here	@ 100°C	24	0.05% EtOH
	milled		0.06% EtOH; 3.7% H ₂ O
CD-3130*	Agitated Pan Dryer		
	@ 85°C	24	5.9% EtOH
2 Kg water	→ @ 80°C	24	0.04% EtOH
added here	@ 100°C	24	0.06% EtOH
	milled		0.08% EtOH; 4.15% H ₂ O
CD-3135*	Agitated Pan Dryer		
	@ 80°C	24	5.76% EtOH
2 Kg water	→ @ 99°C	22	0.02% EtOH
added here	@ 98°C	5.5	0.02% EtOH
	milled		ND EtOH; 4.38% H ₂ O
CD-3172*	Agitated Pan Dryer		
	@ 80°C	20	7.0% EtOH
4 Kg water	→ @ 100-102°C	19	0.2% EtOH
added here	@ 100°C	24	0.2% EtOH
CD-3321A*	Agitated Pan Dryer		
	@ 80-85°C	18	6.27% EtOH
6.4 Kg water	→ @ 96-97°C	27	0.23% EtOH
added here	@ 97-98°C	19	0.06% EtOH

-18-

Table A (cont'd)

Drying Time Experiments/Results

Lot ID	Drying Method	Time (hrs)	Solvent Content
CD-3243*	Agitated Pan Dryer		
	@ 85-87°C	19	7.22% EtOH
6.4 Kg water	→ @ 98-99°C	16	0.09% EtOH
added here	@ 99°C	18	0.06% EtOH

The product is amorphous by XRD unless designated with * symbol.

The scale of product from CD-3172 was 35.1 Kg; from CD-3221A was 53.9 Kg; from CD-3243 was 49.3 Kg.

* Crystalline product by XRD analysis.

The extra drying time in these examples is because of the 24-hour turn around time for the ethyl alcohol analysis.

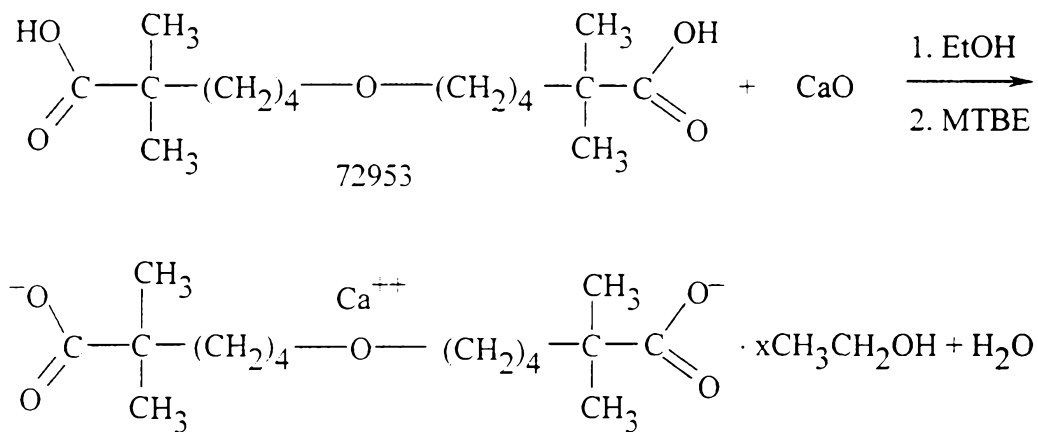
Table B

Bulk Density Results

Lot ID	Bulk Density		XRD
	Loose (g/mL)	Tapped (g/mL)	
CD-2969C	0.336	0.439	Amorphous
CD-3032	0.239	0.306	Amorphous
CD-3044	0.249	0.279	Amorphous
CD-3055	0.280	0.315	Amorphous
CD-3082	0.234	0.337	Amorphous
CD-3089	0.292	0.337	Amorphous
CD-3102	0.215	0.270	Amorphous
CD-3111	0.218	0.264	Amorphous
CD-3103	0.343	0.484	Crystalline
CD-3130	0.311	0.496	Crystalline
CD-3135	0.242	0.379	Crystalline
CD-3172	0.281	0.438	Crystalline
CD-3221A	0.372	0.521	Crystalline
CD-3243	0.235	0.300	Crystalline

EXAMPLE 2

Preparation of Crystalline 6-(5-carboxy-5-methyl-hexyloxy)-2,2-dimethylhexanoic acid monocalcium salt, ethyl alcohol solvate



-20-

Standard Laboratory Method

Charge to 500 mL, 3-neck, round bottom flask with heating mantle, reflux condenser, and overhead stirring:

6-(5-carboxy-5-methyl-hexyloxy)-2,2-dimethylhexanoic acid; (72953)—25.0 g.

5 0.08267 mol;

Calcium Oxide 98%—1.0 equivalent, 0.08267 mol, 4.73 g (corrected for purity);

Ethyl Alcohol—187.5 g, 237 mL.

Start moderate agitation (stirring) and heat mixture to reflux (76-80°C). Reflux reaction mixture for 4 to 24 hours. Cool to about 45°C.

10 Charge to reaction mixture:

MTBE—60.0 g, 79.2 mL.

Cool reaction mixture to 20°C to 25°C and stir approximately 1 hour. Filter off solid product.

Wash solid product with:

15 MTBE—40.0 g, 50 mL.

Dry product at 60°C to 100°C and full vacuum to constant weight. Discharge from dryer. White solid. Overall yield: 21 g (20 g dry basis) (corrected for water and ethyl alcohol content). 80% of title compound.

Analytical Results:

20 Identification (IR)—KBr: 1107.3, 1552 cm⁻¹

Identification (¹H NMR)—(CDCl₃): δ 7.2.

HPLC (Area % CI-1027)—99.738%

Ethyl Alcohol Content (wt % VPC)—1.95%

Water Content (KF titration)—1.73% (avg. of 3)

25 Calcium Content (ICP, corrected for water)—10.82%

XRD—Crystalline solvate. see Figure 2.

¹³C NMR (solid state) in ppm 189.9; 186.7; 71.6; 58.5*; 43.2; 29.9; 23.5

The * indicates a resonance considered unique for this crystal form.

-21-

EXAMPLE 3

Preparation of 6-(5-carboxy-5-methyl-hexyloxy)-2,2-dimethylhexanoic acid monocalcium salt hydrate, Crystalline Form 1

Standard Laboratory Method (This is a summary of repeated reactions following the same procedure.)

Charge to jacketed 500 mL, 3-neck, round bottom flask with overhead stirrer, vacuum gauge, water injection nozzle, and external temperature bath: 50 g of 6-(5-carboxy-5-methyl-hexyloxy)-2,2-dimethylhexanoic acid monocalcium salt, ethyl alcohol solvate prepared as described in Example 2.

Seal reactor and start agitation (60-100 rpm). Pull full house vacuum on the system. Set jacket temperature for 60°C. Stir product at 60°C and full vacuum for 18 hours. Close valve to vacuum source. Charge by way of vacuum blank through injection nozzle: Water—20 g.

Water will vaporize and humidify the reaction system. Stir the sealed, humidified system for 4 hours. Reapply vacuum and dry product for 20.5 hours. Cool system to below 30°C and purge off vacuum with nitrogen. Discharge dry product from the reactor. Product is a white chunky solid. Overall yield: 24.89 g of title product.

Analytical Results:

HPLC (Area % CI-1027)—99.725%

Ethyl Alcohol Content (wt % VPC)—0.0%

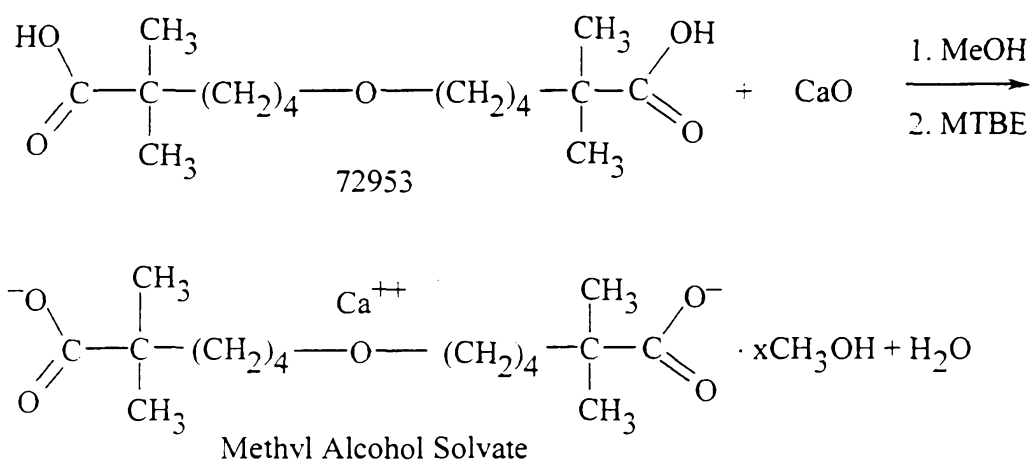
Water Content (KF titration)—3.25%

XRD analysis established the product to be CI-1027 Crystalline Form 1, see Figure 3.

EXAMPLE 4

Preparation of Crystalline 6-(5-carboxy-5-methyl-hexyloxy)-2,2-dimethylhexanoic acid monocalcium salt, methyl alcohol solvate

-22-

**Standard Laboratory Method**

Charge to 500 mL, 3-neck, round bottom flask with heating mantle, reflux condenser, and overhead stirring:

- 5 6-(5-carboxy-5-methyl-hexyloxy)-2,2-dimethylhexanoic acid; CI-1027 Step 1
(72953)—25.0 g, 0.08267 mol;

Calcium Oxide 98%—1.0 equivalent, 0.08267 mol, 4.73 g (corrected for purity).

Methyl Alcohol—187.5 g, 237 mol.

Start moderate agitation (50-60 rpm stirring) and heat mixture to reflux (64-66°C).

- 10 Reflux reaction mixture for 21 hours. Cool to 45°C. Charge to reaction mixture:

MTBE—60.0 g, 79.2 mL.

Cool reaction mixture to 20°C to 25°C and stir approximately 1 hour. Filter off solid product. Wash solid product with:

- 15 MTBE—40.0 g, 50 mL.

Product is white solid with gray chunks—50.87 g

Dry product at 60°C with full vacuum for 3 hours to weight (21.75 g). Dry at

80°C for 16 hours to weight of 16.34 g. Dry at 100°C for 4.5 hours to

weight of 10.97 g. Discharge from dryer. Product is a white crystalline

- 20 solid.

Analytical Results:

HPLC (Area % CI-1027)—99.737%

Water Content (KF titration)—3.36% to 4.94% (range of 3 runs)

-23-

Calcium Content (ICP, corrected for water)—11.00% to 11.22% (water range)

XRD—CI-1027 methyl alcohol crystalline solvate, see Figure 4.

^{13}C NMR (solid state) in ppm: 189.6; 186.2; 71.4; 43.2; 29.6; 23.5

EXAMPLE 5

5 **Preparation of 6-(5-carboxy-5-methyl-hexyloxy)-2,2-dimethylhexanoic acid monocalcium salt, Crystalline Form 1 from methyl alcohol solvate**

Standard Laboratory Method

Charge to jacketed 500 mL, 3-neck, round bottom flask with overhead stirrer, vacuum gauge, water injection nozzle, and external temperature bath:

10 6-(5-carboxy-5-methyl-hexyloxy)-2,2-dimethylhexanoic acid monocalcium salt; methyl alcohol solvate, prepared in Example 4.

Seal reactor and start agitation (60-100 rpm). Pull full house vacuum on the system. Set jacket temperature for 100°C. Close valve to vacuum source.

Charge by way of vacuum blank through injection nozzle: Water—10 g.

15 Water will vaporize and humidify the system at 100°C. Stir the sealed, humidified system for 60 minutes. Reapply vacuum and dry product for 2 hours. Cool system to 25°C. Purge off vacuum with nitrogen. Discharge dry product from the reactor to provide crystalline white free flowing powder: 4.22 g.

Analytical Results:

20 HPLC (Area % CI-1027)—99.24%

Ethyl Alcohol Content (wt % VPC)—0.0%

Water Content (KF titration)—3.84%

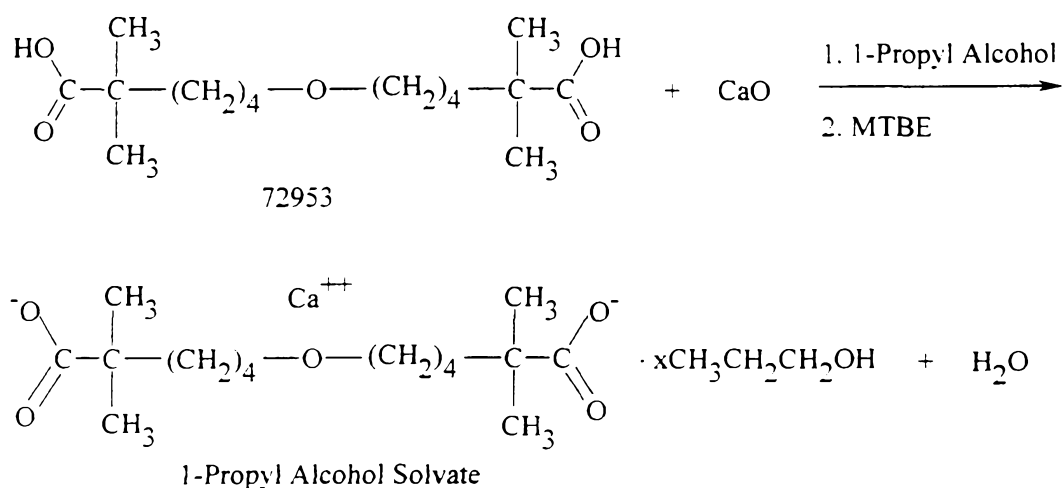
Calcium Content (ICP, corrected for water)—11.52%

XRD—Crystalline Form I, see Figure 5.

EXAMPLE 6

25 **Preparation of Crystalline 6-(5-carboxy-5-methyl-hexyloxy)-2,2-dimethylhexanoic acid monocalcium salt, 1-propyl alcohol solvate**

-24-



Standard Laboratory Method

Charge to 500 mL, 3-neck, round bottom flask with heating mantle, reflux condenser, and overhead stirring:

5 6-(5-carboxy-5-methyl-hexyloxy)-2,2-dimethylhexanoic acid; CI-1027 Step 1
(72953)—25.0 g, 0.08267 mol;

Calcium Oxide 98%—1.0 equivalent. 0.08267 mol, 4.73 g (corrected for purity);
1-Propyl Alcohol—187.5 g, 233 mL.

Start moderate agitation (50 rpm) and heat mixture to reflux (95-98°C). Reflux

10 reaction mixture for 12 hours. Cool to less than 50°C. Charge to reaction mixture:

MTBE—60.0 g, 79.2 mL.

Cool reaction mixture to 20°C to 25°C and stir approximately 1 hour. Filter off solid product. Wash solid product with:

15 MTBE—40.0 g, 50 mL.

Product is clay-like white solid—69.06 g.

Dry product at 60°C and full vacuum for 16 hours (weight 29.52 g). Dry product at 80°C for 3.5 hours to 23.53 g. Dry product at 100°C for 2 hours to 18.03 g. Discharge from dryer to give white solid.

20 **Analytical Results:**

HPLC (Area % CI-1027)—99.064%

1-Propyl Alcohol Content (TGA)—5.99%

Water Content (KF titration)—1.72% (avg. of 2 runs)

-25-

Calcium Content (ICP, corrected for water)—10.73%

XRD—CI-1027 Crystalline 1-propyl alcohol solvate, see Figure 6.

¹³C NMR (solid state) in ppm 189.9; 186.0; 71.6; 43.2; 29.6; 23.8

EXAMPLE 7

5 **Preparation of 6-(5-carboxy-5-methyl-hexyloxy)-2,2-dimethylhexanoic acid monocalcium salt, Crystalline Form 1 from 1-propyl alcohol solvate**

Standard Laboratory Method

Charge to jacketed 500 mL, 3-neck, round bottom flask with overhead stirrer,
vacuum gauge, water injection nozzle, and external temperature bath:

10 6-(5-carboxy-5-methyl-hexyloxy)-2,2-dimethylhexanoic acid monocalcium salt;
1-propyl alcohol solvate, prepared in Example 6.

Seal reactor and start agitation (60-100 rpm). Pull full vacuum (best available) on
the system. Set jacket temperature for 100°C. Close valve to vacuum
source. Charge by way of vacuum blank through injection nozzle:

15 Water—10 g.

Water will vaporize and humidify the system. Stir the sealed, humidified system
for 30 minutes. Reapply vacuum and dry product for 2 hours. Cool system
to below 25°C. Purge off vacuum with nitrogen. Discharge product from
the reactor to provide white coarse powder—10.33 g.

20 **Analytical Results:**

HPLC (Area % CI-1027)—99.519%

1-Propyl Alcohol Content (TGA)—0.0%

Water Content (KF titration)—3.98% (avg. of 2)

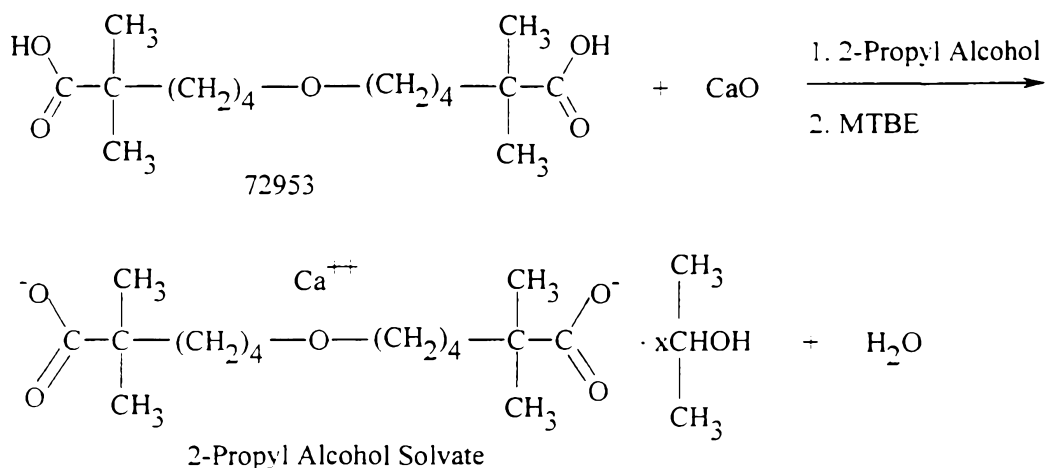
Calcium Content (ICP, corrected for water)—10.20%

25 XRD—CI-1027 Crystalline Form 1, see Figure 7.

EXAMPLE 8

Preparation of Crystalline 6-(5-carboxy-5-methyl-hexyloxy)-2,2-dimethylhexanoic acid monocalcium salt, 2-propyl alcohol solvate

-26-



Standard Laboratory Method

Charge to 500 mL, 3-neck, round bottom flask with heating mantle, reflux condenser, and overhead stirring:

5 6-(5-carboxy-5-methyl-hexyloxy)-2,2-dimethylhexanoic acid: (72953)—25.0 g,
0.08267 mol

Calcium Oxide 98%—1.0 equivalent, 0.08267 mol, 4.73 g (corrected for purity)

2-Propyl Alcohol—187.5 g, 239 mL

Start moderate agitation (50 rpm) and heat mixture to reflux (80-83°C). Reflux

10 reaction mixture for 24 hours. Cool to 40°C. Charge to reaction mixture:
MTBE—60.0 g. 79.2 mL.

Cool reaction mixture to 20°C to 25°C and stir approximately 1 hour. Filter off solid product. Wash solid product with:

MTBE—40.0 g. 50 mL.

15 Product is white solid—50.90 g.

Dry product at 60°C and full vacuum for 3 hours to weight of 28.59 g. Dry at 80°C for 16 hours to 23.27 g. Dry at 100°C for 4 hours to 17.51 g.

Discharge from dryer to provide crystalline white solid.

Analytical Results:

20 HPLC (Area % CI-1027)—99.315%

2-Propyl Alcohol Content (TGA)—6.12%

Water Content (KF titration)—1.96% (avg. of 3)

Calcium Content (ICP, corrected for water)—10.27%

-27-

XRD—CI-1027 2-propyl alcohol crystalline solvate, see Figure 8.

¹³C NMR (solid state) in ppm 189.4; 187.7; 70.9; 69.4; 66.5; 63.8*; 43.2; 35.0; 30.1; 23.8; 18.7*; 14.3*

The * indicates a resonance considered unique for this form.

5

EXAMPLE 9

Preparation of 6-(5-carboxy-5-methyl-hexyloxy)-2,2-dimethylhexanoic acid monocalcium salt, Crystalline Form 1 from 2-propyl alcohol solvate

Standard Laboratory Method

Charge to jacketed 500 mL 3-neck round bottom flask with overhead stirrer.

10 vacuum gauge, water injection nozzle, and external temperature bath:

6-(5-carboxy-5-methyl-hexyloxy)-2,2-dimethylhexanoic acid monocalcium salt:
2-propyl alcohol solvate, prepared in Example 8.

Seal reactor and start agitation (60-100 rpm). Pull full vacuum on the system. Set
jacket temperature for 100°C. Close valve to vacuum source. Charge by

15 way of vacuum blank through injection nozzle: Water—10 g.

Water will vaporize and humidify the system. Stir the sealed, humidified system
for 60 minutes. Reapply vacuum and dry product for 12 hours. Cool
system to below 30°C. Purge off vacuum with nitrogen. Discharge product
from the reactor to provide a free flowing powder—9.01 g.

20

Analytical Results:

HPLC (Area % CI-1027)—99.611%

2-Propyl Alcohol Content (TGA)—0.0%

Water Content (KF titration)—4.04% (avg. of 2)

Calcium Content (ICP, corrected for water)—10.93%

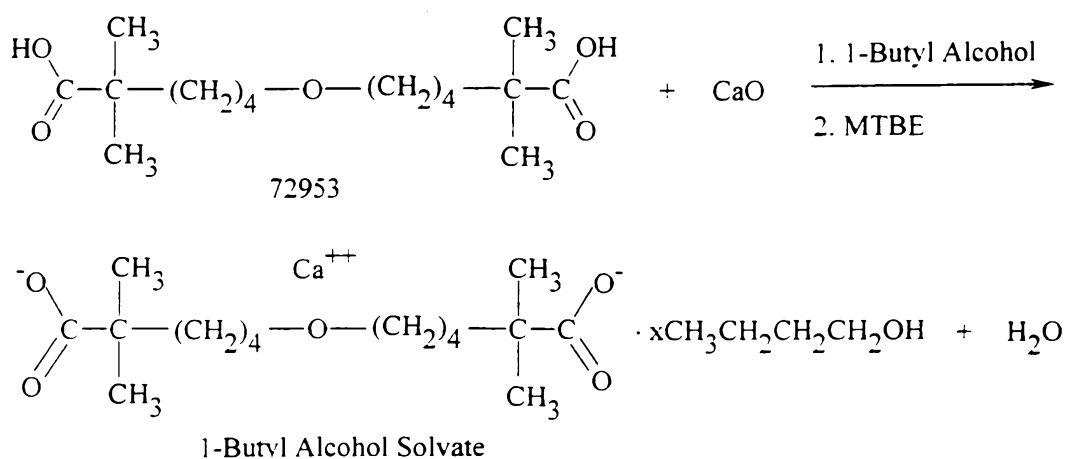
25

XRD—CI-1027 Crystalline Form 1, see Figure 9.

EXAMPLE 10

Preparation of Crystalline 6-(5-carboxy-5-methyl-hexyloxy)-2,2-dimethylhexanoic acid monocalcium salt, 1-butyl alcohol solvate

-28-



Standard Laboratory Method

Charge to 500 mL, 3-neck, round bottom flask with heating mantle, reflux condenser, and overhead stirring:

5 6-(5-carboxy-5-methyl-hexyloxy)-2,2-dimethylhexanoic acid: (72953)—25.0 g,
0.08267 mol:

Calcium Oxide 98%—1.0 equivalent. 0.08267 mol, 4.73 g (corrected for purity);
1-Butyl Alcohol—187.5 g, 231.5 mL.

Start moderate agitation and heat mixture to reflux (117-120°C). Reflux reaction mixture for 12 hours. Cool to less than 50°C. Charge to reaction mixture: MTBE—60.0 g, 79.2 mL.

Cool reaction mixture to 20°C to 25°C and stir approximately 1 hour. Filter off solid product. Wash solid product with: Methyl tert-Butyl Ether—40.0 g, 50 mL.

15 Product was white course solid—44.16 g.

Dry product at 60°C at full vacuum for 16 hours to weight of 29.04 g. Dry at 80°C for 3.5 hours to 23.83 g. Dry at 100°C for 2 hours to weight of 18.43 g. Discharge from dryer to give crystalline white solid.

Analytical Results:

20 HPLC (Area % CI-1027) — 99.560%

1-Butyl Alcohol Content (TGA)—9.02%

Water Content (KF titration)—1.93% (avg. of 2)

Calcium Content (ICP, corrected for water)—9.65%

-29-

XRD—CI-1027 Crystalline 1-butyl alcohol solvate, see Figure 10.

^{13}C NMR (solid state) in ppm 189.9; 186.0; 71.6; 43.2; 29.9; 23.8

EXAMPLE 11

Preparation of 6-(5-carboxy-5-methyl-hexyloxy)-2,2-dimethylhexanoic acid monocalcium salt, Crystalline Form 1 from 1-butyl alcohol solvate

Standard Laboratory Method

Charge to jacketed 500 mL, 3-neck, round bottom flask with overhead stirrer,

vacuum gauge, water injection nozzle, and external temperature bath:

6-(5-carboxy-5-methyl-hexyloxy)-2,2-dimethylhexanoic acid monocalcium salt;

1-butyl alcohol solvate, prepared in Example 10.

Seal reactor and start agitation (60-100 rpm). Pull full vacuum (best available) on

the system. Set jacket temperature for 100°C. Close valve to vacuum

source. Charge by way of vacuum blank through injection nozzle:

Water—10 g.

Water will vaporize and humidify the system. Stir the sealed, humidified system for 30 minutes. Reapply vacuum and dry product for 2 hours. Cool system to 25°C. Purge off vacuum with nitrogen. Discharge dry product from the reactor to give coarse granular solid—10.35 g.

Analytical Results:

HPLC (Area % CI-1027)—99.374%

1-Butyl Alcohol Content (TGA)—0.0%

Water Content (KF titration)—3.96% (avg. of 3 runs)

Calcium Content (ICP, corrected for water)—10.70%

XRD—CI-1027 Crystalline Form 1, see Figure 11.

EXAMPLE 12

Preparation of 6-(5-carboxy-5-methyl-hexyloxy)-2,2-dimethylhexanoic acid monocalcium salt. Crystalline Form 2 formed by water digestion

Standard Laboratory Method

Charge to 200 mL round bottom flask:

-30-

6-(5-carboxy-5-methyl-hexyloxy)-2,2-dimethylhexanoic acid monocalcium salt:

CI-1027 Crystalline Form 1 prepared using method of Pilot Plant

Example 1—24.4 g

Water—100 g

- 5 The round bottom flask containing the slurry was attached to a rotary evaporator and a slow rotation initiated (120 rpm). The round bottom flask containing the slurry was then immersed in a water bath set for a temperature of 60°C. The aqueous suspension was stirred under atmospheric pressure for 7 days, and then the mixture was cooled to 20°C to 25°C. The solids were
- 10 collected by filtration and washed with 50 g of fresh water.
- The solid product was dried at 90°C under full vacuum to constant weight to give CI-1027 Crystal Form 2 hydrate as a white solid—21.3 g, 20.6 g dry basis (corrected for water), 84%.

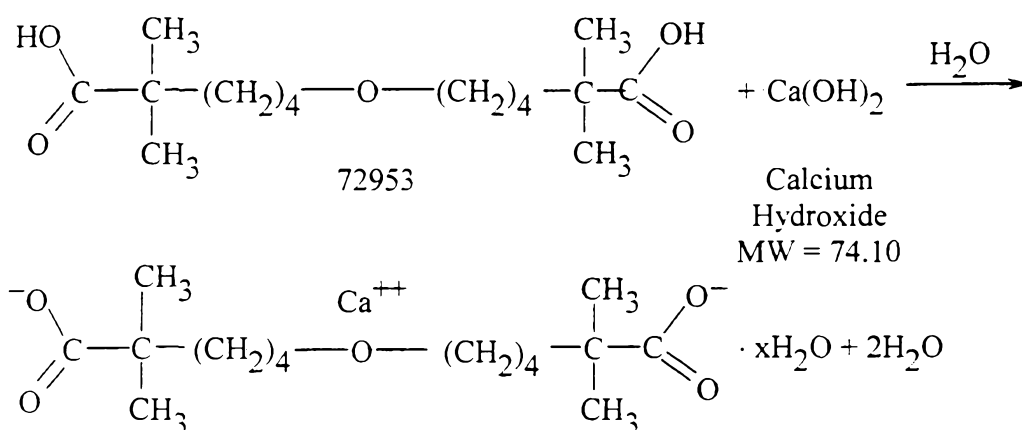
Analytical Results:

- 15 HPLC (Area % CI-1027)—100.06%
Ethyl Alcohol Content (wt % VPC)—0.04%
Water Content (KF titration)—3.47%
Calcium Content (ICP, corrected for water)—10.78%
XRD—CI-1027 hydrate Crystalline Form 2, see Figure 15.
- 20 ¹³C NMR (solid state) in ppm 190.9; 189.6; 186.2; 120.4; 72.7*; 44.7*; 44.2;
43.0; 42.3; 39.3; 37.9; 31.8; 30.9; 29.6; 27.7; 26.2*; 25.3; 24.0; 22.9; 21.5;
and 20.2.
- The * indicates a resonance considered unique for this form.

EXAMPLE 13

- 25 **Preparation of Crystalline 6-(5-carboxy-5-methyl-hexyloxy)-2,2-dimethylhexanoic acid monocalcium salt, Crystalline Form 2, formed by reaction with calcium hydroxide in water**

-31-



Standard Laboratory Method

Charge to 500 mL 3-neck. round bottom flask with heating mantle, reflux condenser, and overhead stirring:

- 5 6-(5-carboxy-5-methyl-hexyloxy)-2,2-dimethylhexanoic acid; (72953)—25.0 g,
0.08267 mol.

Calcium Hydroxide Powder—1.0 equivalent, 0.08267 mol. 6.13 g (uncorrected for purity).

Water—175 g, 175 mL.

- 10 Start agitation and heat mixture to 80°C. Stir reaction mixture at 80°C for 12 hours. Cool reaction mixture to 0-5°C. Add 40 mL water to maintain stirrable mixture. Filter off solid product. White solid—49.34 g. Dry product at 95°C. full vacuum for 24 hours. Discharge from dryer. Chunky, white solid. Pulverize before bottling—14.62 g.

15 **Analytical Results:**

HPLC (Area % CI-1027)—99.60%

Water Content (KF titration)—4.93% (ave. of 2)

Calcium Content (ICP, corrected for water)—10.52%

XRD—CI-1027 Crystalline Form 2, see Figure 15.

- As noted in the forgoing examples, the calcium salts of Formula II, in various solvated forms, are solid and many are highly crystalline, thus making them especially useful for commercial manufacture and formulation. This unique solid nature and crystallinity of the calcium salts is surprising, given that other

common salt forms have undesirable physical characteristics such as being hygroscopic and/or noncrystalline. Such hygroscopic and noncrystalline salt forms are unacceptable for large scale manufacturing and formulation operations. The following example further illustrates the advantages of the present calcium salts over the other salt forms.

EXAMPLE 14

Comparison of monoalkali earth salts to other salts

Following the general procedure of Example 1, 72953 was reacted with sodium hydroxide, potassium hydroxide, and acetylcholine in stoichiometric ratios of 1:1 per dialkanoic acid molecule, and 2:1 per dialkanoic acid molecule. The properties of the solids thus prepared, following complete drying, were compared to the calcium salt (CI-1027) from Example 1. The results are presented in Table 1.

TABLE 1

Salt Form and Hygroscopic Status

Salt Prepared	Physical Form	Physical Properties of Solid
di-sodium	Solid	Very Hygroscopic
di-potassium	Solid	Very Hygroscopic
mono-choline	Oil	-
di-choline	Oil	-
mono-sodium	Solid	Hygroscopic
mono-potassium	Solid	Very Hygroscopic
mono-calcium	Solid and/or Crystalline	None to Slight Hygroscopic

EXAMPLE 15

The effects of CI-1027 of Formula II, Crystalline Form 1, on Lp(a) and other lipoprotein parameters in two models of elevated Lp(a) were determined by the following in vivo assays

Cynomolgus macaque monkeys and Lp(a) transgenic mice are dosed with CI-1027 at 3, 10, 30, 100, or 300 mg/kg for 2 weeks by oral gavage. Lp(a)

-33-

lowering is dose dependent (-9, -23, -64, -68, and -87% for the 3, 10, 30, 100, and 300 mg/kg/day doses, respectively). In these, studies total plasma and HDL cholesterol decreased. In the transgenic mouse study, female mice were allocated into five groups with equivalent Lp(a) levels, and dosed by oral gavage with either vehicle alone or vehicle plus CI-1027 (3, 10, 30, and 100 mg/kg/day). Blood is sampled weekly (2 weeks prior to treatment, 2 weeks on treatment). At the start of the study, plasma Lp(a) averaged 40 mg; (1 dL) across the groups. After 1 week, CI-1027 caused a dose dependent decrease in plasma Lp(a) (-15, -41, -54, and -61% for the 3, 10, 30, and 100 mg/kg/day dose levels, respectively) as compared to mice dosed with vehicle alone. There was also a dose-related decrease in total plasma, cholesterol, with a maximum decrease of 32% at the 100 mg/day dose. Lipoprotein profiles determined by HPLC demonstrated that the decrease in cholesterol is due primarily to significant decreases in LDL cholesterol. HDL cholesterol remained unchanged. The ratio of HDL cholesterol to VLDL + LDL cholesterol improved with treatment from a control value of 0.39 to 0.65. Plasma apoB was also decreased by up to 30%. Changes are similar following the second week of treatment.

EXAMPLE 16

The effects of CI-1027 Crystal Form 1 on insulin sensitivity

CI-1027 is evaluated in a standard assay utilizing 3T3-L1 adipocytes, which are particularly responsive to insulin, ie. sugar uptake can be acutely activated 15- to 20-fold by insulin. The methodology utilized for the assay is described more fully by Frost, et al., *J Biol. Chem.*, 1985:260:2646-2652. Specifically, 3T3-L1 fibroblast cells were obtained from American Type Culture Collection (ATCC, Rockville, MD). Cells were grown to confluence and differentiated into adipocytes. On Day 0, confluent cells were treated with 167 nm insulin, 0.25 μ M dexamethasone, and 0.5 mM methyl isobutylmethylxanthine in 10% fetal bovine serum (FBS) containing Dulbecco's Modified Eagle's Medium (DMEM). Two days later, the media was changed to DMEM containing 167 nm insulin and 10% FBS. The media was then switched to 10% DMEM and changed every other day until harvest. CI-1027 solubilized in dimethyl sulfoxide, was included in the media on Day 0, and replenished with

-34-

each media change. Differentiation was assessed by visualizing the accumulation of fat droplets in the cells. Glucose transport was measured by quantitating the incorporation of [^{14}C]deoxyglucose in differentiated cells on Day 9, according to the methodology described by Sandouk, et al., *Endocrinology*, 1993;133:352-359.

5

EXAMPLE 17

Pharmacokinetics and metabolism of [^{14}C]CI-1027

CI-1027 is under clinical evaluation for the treatment of dyslipidemias and atherosclerosis by elevating high-density lipoprotein cholesterol (HDL-C) and lowering the atherogenic lipoprotein Lp(a). CI-1027 is rapidly absorbed in the rat, dog, and monkey. Oral bioavailability appeared to be high even though CI-1027 pharmacokinetics are nonlinear and the drug seemed to undergo enterohepatic recirculation. Apparent intravenous (IV) and per orals (PO) elimination half-life values are shorter in rat (5 to 7 hours) than in dog (17 to 31 hours) or in the monkey (9 to 15 hours). In vitro binding to plasma proteins is species and concentration dependent. Albumin appeared to be the primary binding protein. In vitro studies with rat, dog, and monkey hepatocytes using radiolabeled compound revealed two major ^{14}C peaks, intact drug, and a glucuronide conjugate. Mean recovery (percent ^{14}C dose) in intact and bile-fistula cannulated rats and monkeys following 10 mg/kg [^{14}C] is shown below in Table 2.

TABLE 2

Mean Recovery as Percent of 10 mg/kg and ^{14}C dose

Excreta	Intact Rat	Fistula Rat	Monkey	Fistula Monkey
Bile		87.5		42.0
Urine	37.0	10.5	78.1	62.2
Feces	56.9	0.72	17.3	3.82
Total	93.9	98.7	95.4	108

20

Metabolite profiling is performed by HPLC with radiometric detection and metabolites are identified by LC/RAM/MS/MS. Essentially 100% of the plasma

-35-

radioactivity was unchanged drug. Since an acyl-glucuronide is detected in bile and urine, LC/NMR analysis is performed to examine the potential acyl-migration products.

EXAMPLE 18

5 **Capsule formulation**

Ingredient	Amount
6-(5-carboxy-5-methyl-hexyloxy)-2,2-dimethylhexanoic acid monocalcium salt hydrate Crystal Form 1	1000 g
Lactose	960 g
Magnesium Stearate	40 g

The ingredients are blended to uniformity and filled into #4 hard gelatin capsules. Each capsule is filled with 200 mg of the blended mixture and contains 100 mg of active monocalcium dicarboxylate ether. The capsules are administered to an adult human at the rate of one to three each day to lower plasma Lp(a).

10

EXAMPLE 19

Tablet formulation

Ingredient	Amount
6-(5-carboxy-5-methyl-hexyloxy)-2,2-dimethyl-1-hexanoic acid monocalcium salt hydrate Crystal Form 2	3000 g
Lactose	750 g
Cornstarch	300 g
Gelatin	120 g
Water	1000 cc
Magnesium stearate	20 g

-36-

The dialkyl ether salt, lactose, and 150 g of the cornstarch are blended with a solution of the gelatin in the water. The wet granulation is screened, dried, and re-screened. The dried granules are blended with the magnesium stearate and the remaining cornstarch, and the mixture is compressed into 698 mg tablets using 15/32 inch standard concave punches. Each tablet contains 500 mg of dialkyl ether salt.

EXAMPLE 20

Oral liquid formulation

Ingredient	Amount
6-(5-carboxy-5-methyl-hexyloxy)-2, 2-dimethyl-1-hexanoic acid monocalcium salt hydrate Crystal Form 1	4.0 g
Polyoxyethylene sorbital monostearate	0.1 cc
Sodium carboxymethyl cellulose	0.3 g
Complex Magnesium Aluminum Silicate	0.5 g
Sugar	10 g
Glycerin	2 cc
Sodium benzoate	0.5 g
Sodium citrate	0.2 g
Approved red dye	1 mg
Cherry flavor	0.02 cc
Distilled water qs	100 cc

The polyoxyethylene sorbital monostearate is a product such as polysorbate 60 or Tween 60. The complex magnesium-aluminum silicate is a gel-forming agent, such as Vcégum H.V. This substance is hydrated overnight in 10 cc of distilled water. A mixture is prepared from the polyoxyethylene sorbital monostearate, imitation cherry flavor, 30 cc of distilled water, and the alkaline earth dicarboxylate ether and passed through a homogenizer. With vigorous stirring, the sugar, glycerin sodium citrate, sodium benzoate, and sodium carboxymethylcellulose are added, followed by a hydrated complex of

-37-

magnesium-aluminum silicate and a solution of the red dye in 2 cc of water. The resulting suspension is homogenized, adjusted to pH 5.0 with citric acid, and diluted to a final volume of 100 cc with distilled water. A 55-cc oral dosage unit of this suspension contains 100 mg of the dialkyl acid ether salt. If desired, the red dye and imitation cherry flavor can be omitted or replaced by other coloring and flavoring agents.

EXAMPLE 21

Coated tablet formulation

Ingredients	Amount for 1000 tablets
<u>Tablet Core</u>	
6-(5-carboxy-5-methyl-hexyloxy)-2, 2-dimethyl- 1-hexanoic acid monocalcium salt (CI-1027)	168.92
Lactose monohydrate NF	36.00
Hydroxypropyl cellulose	18.80
Croscarmellose sodium	9.40
Magnesium stearate (nonbovine)	1.88
Purified water, USP	qs
	<hr/> 235.00 g <hr/>

The tablet core is prepared in a fluid bed granulator. An aqueous binder solution of hydroxypropyl cellulose in water is placed in a low shear mixer. The CI-1027 and lactose monohydrate are blended together in the fluid bed granulator. The binder solution is sprayed over the top of the mixture in the fluid bed granulator to produce granules. The granules are collected and passed through a Comil. The screened granules are mixed with the croscarmellose sodium in a blender to uniformity. Magnesium stearate is added to the blender and the mixture is stirred to uniformity. The mixture is pressed into 1000 tablets using a standard tablet press. The tablets are mixed in a coating pan with a solution of 7.00 g of Opandry White YS-1-7040 (Colorcon Inc., West Point, Pennsylvania) and 0.05 g of simethicone emulsion USP (30% in water). The tablets are then coated with a

-38-

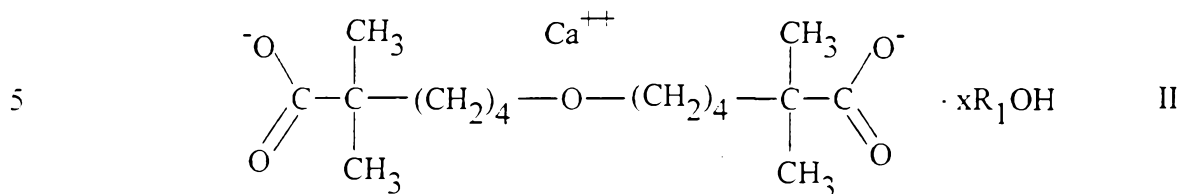
film that facilitates storage and administration. Each tablet contains 168.92 mg of CI-1027, which is equivalent to 150 mg of 72953 (free acid).

The invention and the manner and process of making and using it are now described in such full, clear, concise, and exact terms as to enable any person skilled in the art to which it pertains, to make and use the same. It is to be understood that the foregoing describes preferred embodiments of the present invention, and that modifications may be made therein without departing from the spirit or scope of the present invention as set forth in the claims. To particularly point out and distinctly claim the subject matter regarded as invention, the following claims conclude this specification.=

CLAIMS

What is claimed is:

1. A compound that is 6-(5-carboxy-5-methyl-hexyloxy)-2,2-dimethylhexanoic acid monocalcium salt of Formula II:



wherein R₁ is H or lower alkyl and x is a number from 0 to 10.

2. The compound 6-(5-carboxy-5-methyl-hexyloxy)-2,2-dimethylhexanoic acid monocalcium salt.
 3. The compound 6-(5-carboxy-5-methyl-hexyloxy)-2,2-dimethylhexanoic acid monocalcium salt hydrate.
 4. The compound 6-(5-carboxy-5-methyl-hexyloxy)-2,2-dimethylhexanoic acid monocalcium salt Crystal Form 1 having an x-ray powder diffraction pattern substantially comprising:
- 10

-40-

#	2-Theta	d(A)	Peak	P%	Area	Area%	FWHM
1	6.760	13.0648	5106	100.0	1497	100.0	0.234
2	8.183	10.7953	1743	34.1	435	29.1	0.200
3	8.560	10.3207	1866	36.5	543	36.3	0.233
4	9.239	9.5638	234	4.6	29	1.9	0.096
5	9.760	9.0546	972	19.0	220	14.7	0.181
6	10.569	8.3634	156	3.1	12	0.8	0.061
7	11.141	7.9353	178	3.5	29	1.9	0.130
8	13.760	6.4304	266	5.2	46	3.1	0.138
9	15.599	5.6761	338	6.6	63	4.2	0.148
10	16.740	5.2917	433	8.5	64	4.3	0.118
11	17.420	5.0866	1890	37.0	689	46.0	0.291
12	20.639	4.3000	523	10.2	128	8.5	0.196
13	21.391	4.1505	188	3.7	20	1.3	0.085
14	22.139	4.0119	445	8.7	74	4.9	0.132
15	31.559	2.8326	270	5.3	24	1.6	0.070

5. The compound 6-(5-carboxy-5-methyl-hexyloxy)-2,2-dimethylhexanoic acid monocalcium salt having a ^{13}C NMR (solid state) in ppm of: 189.6; 186.2; 71.4; 43.4; 30.1; 28.4; 25.2; 23.1.

5 6. The compound 6-(5-carboxy-5-methyl-hexyloxy)-2,2-dimethylhexanoic acid monocalcium salt having a ^{13}C NMR peak at 25.2 ppm.

7. The crystalline compound of Claim 1, wherein said compound comprises 6-(5-carboxy-5-methyl-hexyloxy)-2,2-dimethylhexanoic acid monocalcium salt ethanol solvate, wherein R_1 is ethyl.

10 8. The crystalline compound 6-(5-carboxy-5-methyl-hexyloxy)-2,2-dimethylhexanoic acid monocalcium salt ethanol solvate having an x-ray powder diffraction pattern substantially comprising:

-41-

#	2-Theta	d(A)	Peak	P%	Area	Area%	FWHM
1	6.899	12.8028	13186	100.0	3025	100.0	0.184
2	8.261	10.6945	5221	39.6	931	30.8	0.143
3	8.838	9.9969	2057	15.6	482	15.9	0.187
4	11.061	7.9927	785	6.0	160	5.3	0.163
5	12.100	7.3086	1355	10.3	150	4.9	0.088
6	13.619	6.4964	450	3.4	89	2.9	0.157
7	17.677	5.0132	753	5.7	126	4.2	0.134
8	18.180	4.8755	2011	15.3	588	19.4	0.234
9	20.840	4.2588	439	3.3	40	1.3	0.072
10	21.334	4.1615	427	3.2	67	2.2	0.125

9. The crystalline compound of Claim 8 having a ^{13}C NMR (solid state) in ppm of: 189.9; 186.7; 71.6; 58.5; 43.2; 29.9; 23.5.
10. The compound 6-(5-carboxy-5-methyl-hexyloxy)-2,2-dimethylhexanoic acid monocalcium salt, ethyl alcohol solvate, having a ^{13}C NMR peak at 58.5 ppm.
11. The crystalline compound 6-(5-carboxy-5-methyl-hexyloxy)-2,2-dimethylhexanoic acid mono-calcium salt methanol solvate.
12. The crystalline compound of Claim 11, having an x-ray powder diffraction pattern substantially comprising:

-42-

#	2-Theta	d(A)	Peak	P%	Area	Area%	FWHM
1	6.896	12.8072	11991	100.0	2593	100.0	0.173
2	8.339	10.5940	2046	17.1	334	12.9	0.131
3	9.219	9.5853	1438	12.0	281	10.8	0.156
4	10.280	8.5979	632	5.3	180	6.9	0.227
5	11.320	7.8105	1079	9.0	322	12.4	0.238
6	15.800	5.6044	463	3.9	59	2.3	0.102
7	16.741	5.2913	432	3.6	38	1.4	0.069
8	18.160	4.8809	1260	10.5	599	23.1	0.380
9	18.702	4.7408	700	5.8	184	7.1	0.210
10	19.816	4.4766	589	4.9	94	3.6	0.127
11	21.724	4.0876	510	4.3	96	3.7	0.150

13. The crystalline compound of Claim 12 having a ^{13}C NMR (solid state) in ppm of: 189.6; 186.2; 71.4; 43.2; 29.6; 23.5.
14. The compound which is 6-(5-carboxy-5-methyl-hexyloxy)-2,2-dimethylhexanoic acid monocalcium salt 1-propyl alcohol solvate.
- 5 15. The crystalline compound of Claim 14 having an x-ray powder diffraction pattern substantially comprising:

#	2-Theta	d(A)	Peak	P%	Area	Area%	FWHM
1	6.899	12.8025	12371	100.0	3495	100.0	0.226
2	7.843	11.2637	4815	38.9	1119	32.0	0.186
3	8.661	10.2009	1709	13.8	357	10.2	0.167
4	11.359	7.7833	771	6.2	141	4.0	0.146
5	12.300	7.1900	752	6.1	127	3.6	0.135
6	13.100	6.7528	517	4.2	37	1.0	0.057
7	18.262	4.8540	1945	15.7	596	17.1	0.245
8	20.721	4.2832	828	6.7	279	8.0	0.269
9	21.740	4.0847	573	4.6	146	4.2	0.203

-43-

16. The crystalline compound of Claim 15 having a ^{13}C NMR (solid state) in ppm of: 189.6; 186.2; 71.4; 43.2; 29.6; 23.5.
17. The compound which is 6-(5-carboxy-5-methyl-hexyloxy)-2,2-dimethylhexanoic acid mono-calcium salt 2-propyl alcohol solvate.
- 5 18. The crystalline compound of Claim 17 having an x-ray powder diffraction pattern substantially comprising:

#	2-Theta	d(A)	Peak	P%	Area	Area%	FWHM
1	6.918	12.7674	10028	100.0	2562	100.0	0.204
2	8.000	11.0427	3984	39.7	800	31.2	0.161
3	8.619	10.2506	1619	16.1	346	13.5	0.171
4	11.338	7.7981	658	6.6	68	2.6	0.082
5	11.718	7.5459	236	2.4	28	1.1	0.093
6	12.241	7.2243	761	7.6	131	5.1	0.138
7	15.382	5.7557	610	6.1	107	4.2	0.140
8	18.162	4.8803	1937	19.3	441	17.2	0.182
9	20.779	4.2713	853	8.5	222	8.6	0.208

19. The crystalline compound of Claim 14 having a ^{13}C NMR (solid state) in ppm of: 189.4; 187.7; 70.9; 69.4; 66.5; 63.8; 43.2; 35.0; 30.1; 23.8; 18.7; 14.3.
- 10 20. The compound 6-(5-carboxy-5-methyl-hexyloxy)-2,2-dimethylhexanoic acid monocalcium salt 2-propyl alcohol solvate having a ^{13}C NMR peak at 63.8, 18.7, or 14.3 ppm.
21. The compound which is 6-(5-carboxy-5-methyl-hexyloxy)-2,2-dimethylhexanoic acid monocalcium salt 1-butyl alcohol solvate.

-44-

22. The crystalline compound of Claim 21 having an x-ray powder diffraction pattern substantially comprising:

#	2-Theta	d(A)	Peak	P%	Area	Area%	FWHM
1	7.060	12.5101	19609	100.0	4796	100.0	0.196
2	9.078	9.7332	3027	15.4	567	11.8	0.150
3	11.100	7.9644	924	4.7	164	3.4	0.142
4	16.361	5.4135	554	2.8	76	1.6	0.109
5	18.040	4.9133	2276	11.6	456	9.5	0.160
6	18.820	4.7112	1303	6.6	385	8.0	0.236
7	19.922	4.4532	1886	9.6	457	9.5	0.193
8	21.560	4.1183	853	4.4	205	4.3	0.191
9	22.281	3.9867	343	1.7	37	0.8	0.086
10	23.521	3.7793	450	2.3	107	2.2	0.189

23. The compound of Claim 21 having a ^{13}C NMR (solid state) in ppm of:
189.9; 186.0; 71.6; 43.2; 29.9; 23.8.

- 5 24. The compound 6-(5-carboxy-5-mentyl-hexyloxy)-2,2-dimethylhexanoic acid monocalcium salt Crystal Form 2 having an x-ray powder diffraction pattern substantially comprising:

-45-

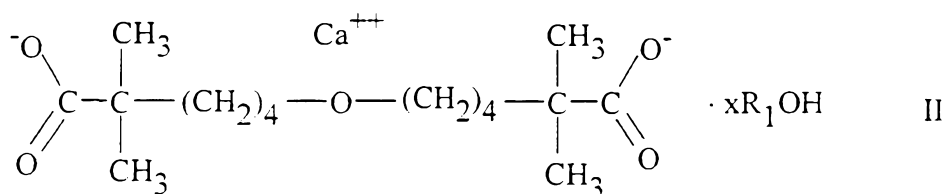
#	2-Theta	d(A)	Peak	P%	Area	Area%	FWHM
1	7.259	12.1686	9283	100.0	2482	100.0	0.214
2	8.739	10.1100	4191	45.1	603	24.3	0.115
3	9.386	8.9628	967	10.4	161	6.5	0.133
4	11.659	7.5838	430	4.6	49	1.9	0.089
5	13.955	6.3408	305	3.3	58	2.3	0.151
6	14.220	6.2233	326	3.5	73	2.9	0.178
7	15.387	5.7537	278	3.0	19	0.7	0.053
8	16.461	5.3806	986	10.6	187	7.5	0.152
9	17.361	5.1039	1490	16.1	348	14.0	0.187
10	18.063	4.9069	1284	13.8	323	13.0	0.201
11	19.302	4.5947	871	9.4	166	6.7	0.152
12	19.862	4.4664	686	7.4	142	5.7	0.166
13	20.200	4.3923	457	4.9	103	4.1	0.179
14	21.178	4.1918	656	7.1	97	3.9	0.117
15	21.641	4.1031	167	1.8	6	0.2	0.029
16	22.300	3.9833	794	8.6	192	7.7	0.193
17	23.218	3.8278	247	2.7	23	0.9	0.071
18	24.100	3.6897	183	2.0	34	1.3	0.145
19	25.481	3.4928	487	5.2	141	5.7	0.231
20	28.800	3.0974	134	1.4	14	0.6	0.083
21	29.297	3.0459	259	2.8	28	1.1	0.084
22	30.700	2.9099	287	3.1	20	0.8	0.055

25. The crystalline compound of Claim 24 having a ^{13}C NMR (solid state) in ppm of 190.9; 189.6; 186.2; 120.4; 72.7; 44.7; 44.2; 43.0; 42.3; 39.3; 37.9; 31.8; 30.9; 29.6; 27.7; 26.2; 25.3; 24.0; 22.9; 21.5; and 20.2.
26. The compound 6-(5-carboxy-5-mentyl-hexyloxy)-2,2-dimethylhexanoic acid monocalcium salt Crystal Form 2 having a ^{13}C NMR peak at 72.7, 44.7, or 26.2 ppm.
- 5

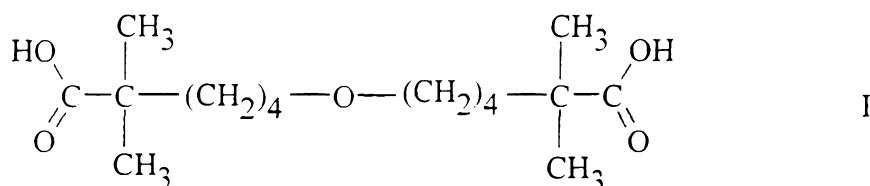
-46-

27. The compound of Claim 1, wherein said crystalline structure contains from approximately 0.1 to approximately 1.0 water molecules per salt ion.

28. A method for preparing a stable crystalline compound of Formula II:



5 wherein R₁ is lower alkyl and x is a number from 0 to 10, comprising reacting a compound of Formula I



with calcium oxide in an alkanol organic solvent of the formula R₁OH to yield a solid product: and drying the solid product to obtain the
10 monocalcium dicarboxylate ether salt of the compound of Formula II having a stoichiometric ratio of calcium to dicarboxylate of approximately 1:1.

29. The method of Claim 28, wherein the organic solvent is a C₁-C₁₂ alcohol.

30. The method of Claim 28, wherein the C₁-C₁₂ alcohol is essentially
15 anhydrous.

31. The method of Claim 28, wherein the alcohol is a C₁-C₄ alkanol.

32. The method of Claim 28 further comprising the step of introducing a work-up solvent into the organic alcohol solvent, wherein the work-up solvent causes at least a portion of the monocalcium dicarboxylate ether salt to precipitate from the organic alcohol solvent.
20

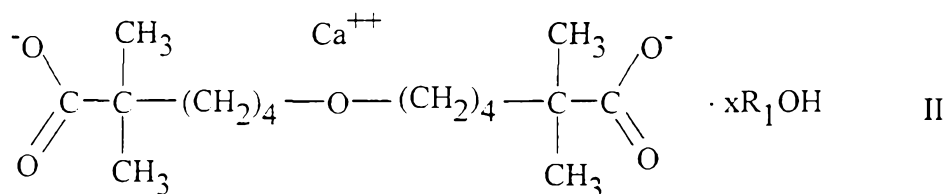
-47-

33. The method of Claim 32 wherein the work-up solvent is methyl *tert*-butyl ether.

34. The method of Claim 32 further comprising the step of filtering the solid product from the organic solvent prior to drying.

5 35. The method of Claim 32 further comprising the step of washing the solid product with the organic work-up solvent subsequent to filtering.

36. A method for preparing a crystalline hydrate of the Formula II



10 wherein R₁ is H and x is a number from 0 to 10, comprising reacting an alcohol solvate of Formula II where R₁ is lower alkyl with water.

37. The method of Claim 36 wherein the solid product contains between approximately 0.1 and approximately 1.0 equivalents of water per equivalent of the monocalcium dicarboxylate ether salt subsequent to said filtering step and said drying step.

15 38. The method of Claim 28 wherein said reacting step occurs at a temperature between about 15°C and the reflux point of the alkanol organic solvent at standard pressure.

39. The method of Claim 28 wherein said reacting step occurs at a temperature between the reflux point of the alkanol organic solvent and about 150°C at a pressure above standard pressure.

20 40. A method of converting the compound 6-(5-carboxy-5-methyl-hexyloxy)-2,2-dimethylhexanoic acid monocalcium salt hydrate Crystal Form 1 into the compound 6-(5-carboxy-5-methyl-hexyloxy)-2,2-dimethylhexanoic

-48-

acid monocalcium salt hydrate Crystal Form 2. said method comprising the steps of: exposing the Crystal Form 1 to water; agitating the Crystal Form 1 and water; heating the Crystal Form 1 and water for sufficient time for a conversion to occur so as to yield Crystal Form 2; and drying the solid product to obtain the 6-(5-carboxy-5-methylhexyloxy)-2,2-dimethylhexanoic acid monocalcium salt hydrate Crystal Form 2. wherein the Crystal Form 2 has a stoichiometric ratio of calcium to dicarboxylate form of the compound of 1:1.

41. The method of Claim 40 further comprising the step of filtering the Crystal Form 2 from the water prior to said drying step.

42. A pharmaceutical composition comprising the compound 6-(5-carboxy-5-methyl-hexyloxy)-2,2-dimethylhexanoic acid monocalcium salt together with one or more pharmaceutically acceptable diluents, carriers or excipients.

43. A pharmaceutical composition comprising a crystalline form 6-(5-carboxy-5-methyl-hexyloxy)-2,2-dimethylhexanoic acid monocalcium salt together with one or more pharmaceutically acceptable diluents, carriers or excipients.

44. A pharmaceutical composition comprising 6-(5-carboxy-5-methyl-hexyloxy)-2,2-dimethylhexanoic acid monocalcium salt hydrate Crystal Form 1 together with one or more pharmaceutically acceptable diluents, carriers or excipients.

45. A pharmaceutical composition comprising 6-(5-carboxy-5-methyl-hexyloxy)-2,2-dimethylhexanoic acid monocalcium salt hydrate Crystal Form 2 together with one or more pharmaceutically acceptable diluents, carriers or excipients.

-49-

46. The use of a compound as set forth in Claim 1 for the treatment of vascular disease.
47. The use of a compound as set forth in Claim 1 for the treatment of diabetes.
- 5 48. A compound according to Claim 1 substantially as described herein in any of the examples.
49. A method of treating a vascular disease in a patient in need thereof, said method comprising administering to the patient a therapeutically effective amount of 6-(5-carboxy-5-methyl-hexyloxy)-2,2-dimethylhexanoic acid monocalcium salt.
- 10 50. A method according to Claim 49, wherein the compound is Crystal Form I having an x-ray powder diffraction pattern substantially comprising:

#	2-Theta	d(A)	Peak	P%	Area	Area%	FWHM
1	6.760	13.0648	5106	100.0	1497	100.0	0.234
2	8.183	10.7953	1743	34.1	435	29.1	0.200
3	8.560	10.3207	1866	36.5	543	36.3	0.233
4	9.239	9.5638	234	4.6	29	1.9	0.096
5	9.760	9.0546	972	19.0	220	14.7	0.181
6	10.569	8.3634	156	3.1	12	0.8	0.061
7	11.141	7.9353	178	3.5	29	1.9	0.130
8	13.760	6.4304	266	5.2	46	3.1	0.138
9	15.599	5.6761	338	6.6	63	4.2	0.148
10	16.740	5.2917	433	8.5	64	4.3	0.118
11	17.420	5.0866	1890	37.0	689	46.0	0.291
12	20.639	4.3000	523	10.2	128	8.5	0.196
13	21.391	4.1505	188	3.7	20	1.3	0.085
14	22.139	4.0119	445	8.7	74	4.9	0.132
15	31.559	2.8326	270	5.3	24	1.6	0.070

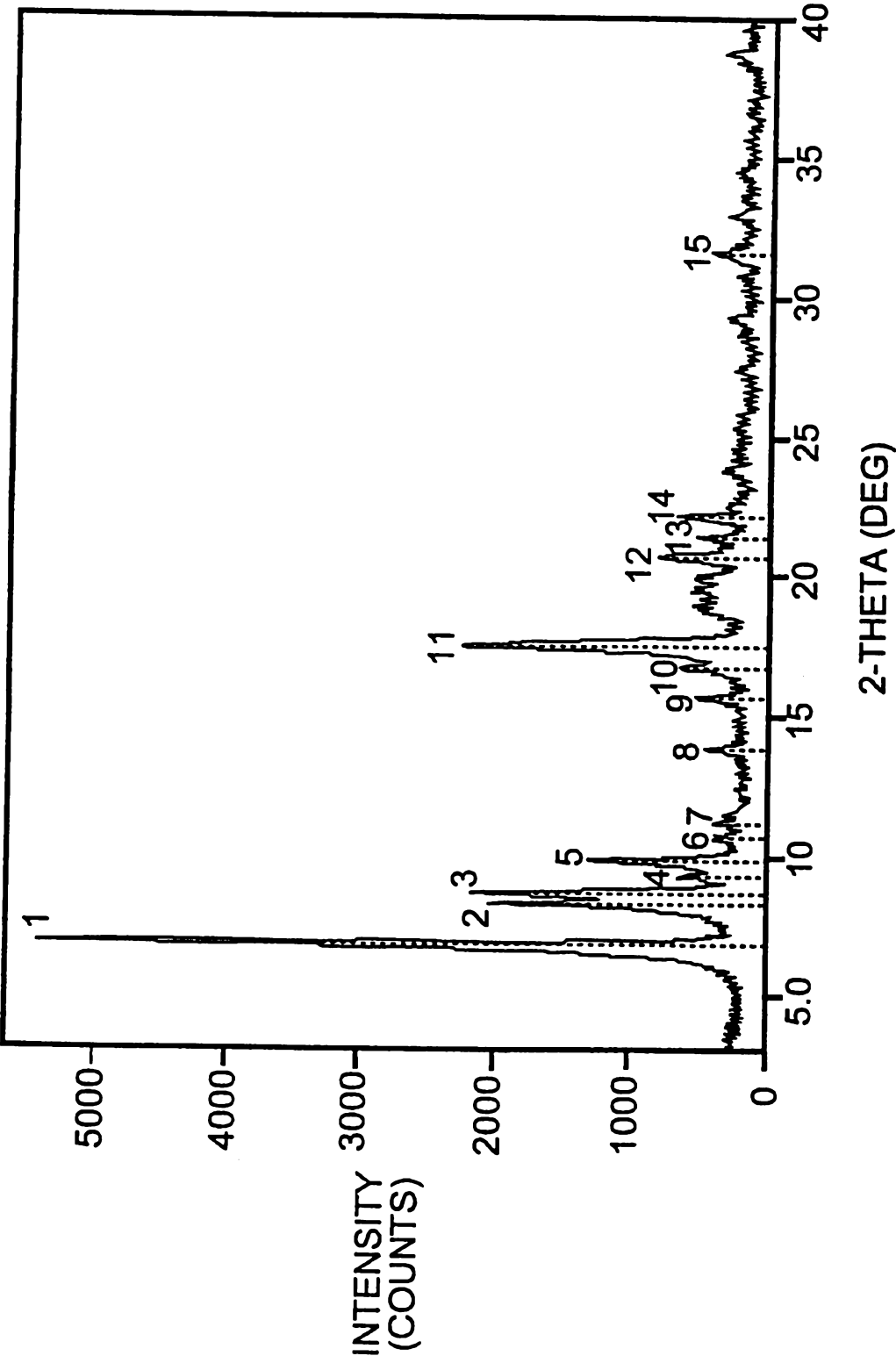
-50-

51. A method according to Claim 49, wherein the compound is Crystal Form 2 having an x-ray powder diffraction pattern substantially comprising:

#	2-Theta	d(A)	Peak	P%	Area	Area%	FWHM
1	7.259	12.1686	9283	100.0	2482	100.0	0.214
2	8.739	10.1100	4191	45.1	603	24.3	0.115
3	93860	8.9628	967	10.4	161	6.5	0.133
4	11.659	7.5838	430	4.6	49	1.9	0.089
5	13.955	6.3408	305	3.3	58	2.3	0.151
6	14.220	6.2233	326	3.5	73	2.9	0.178
7	15.387	5.7537	278	3.0	19	0.7	0.053
8	16.461	5.3806	986	10.6	187	7.5	0.152
9	17.361	5.1039	1490	16.1	348	14.0	0.187
10	18.063	4.9069	1284	13.8	323	13.0	0.201
11	19.302	4.5947	871	9.4	166	6.7	0.152
12	19.862	4.4664	686	7.4	142	5.7	0.166
13	20.200	4.3923	457	4.9	103	4.1	0.179
14	21.178	4.1918	656	7.1	97	3.9	0.117
15	21.641	4.1031	167	1.8	6	0.2	0.029
16	22.300	3.9833	794	8.6	192	7.7	0.193
17	23.218	3.8278	247	2.7	23	0.9	0.071
18	24.100	3.6897	183	2.0	34	1.3	0.145
19	25.481	3.4928	487	5.2	141	5.7	0.231
20	28.800	3.0974	134	1.4	14	0.6	0.083
21	29.297	3.0459	259	2.8	28	1.1	0.084
22	30.700	2.9099	287	3.1	20	0.8	0.055

1/27

FIG. 1



2/27

FIG. 1A

#	2-Theta	d(A)	Peak	P%	Area	Area%	FWHM
1	6.760	13.0648	5106	100.0	1497	100.0	0.234
2	8.183	10.7953	1743	34.1	435	29.1	0.200
3	8.560	10.3207	1866	36.5	543	36.3	0.233
4	9.239	9.5638	234	4.6	29	1.9	0.096
5	9.760	9.0546	972	19.0	220	14.7	0.181
6	10.569	8.3634	156	3.1	12	0.8	0.061
7	11.141	7.9353	178	3.5	29	1.9	0.130
8	13.760	6.4304	266	5.2	46	3.1	0.138
9	15.599	5.6761	338	6.6	63	4.2	0.148
10	16.740	5.2917	433	8.5	64	4.3	0.118
11	17.420	5.0866	1890	37.0	689	46.0	0.291
12	20.639	4.3000	523	10.2	128	8.5	0.196
13	21.391	4.1505	188	3.7	20	1.3	0.085
14	22.139	4.0119	445	8.7	74	4.9	0.132
15	31.559	2.8326	270	5.3	24	1.6	0.070

3/27

FIG. 2

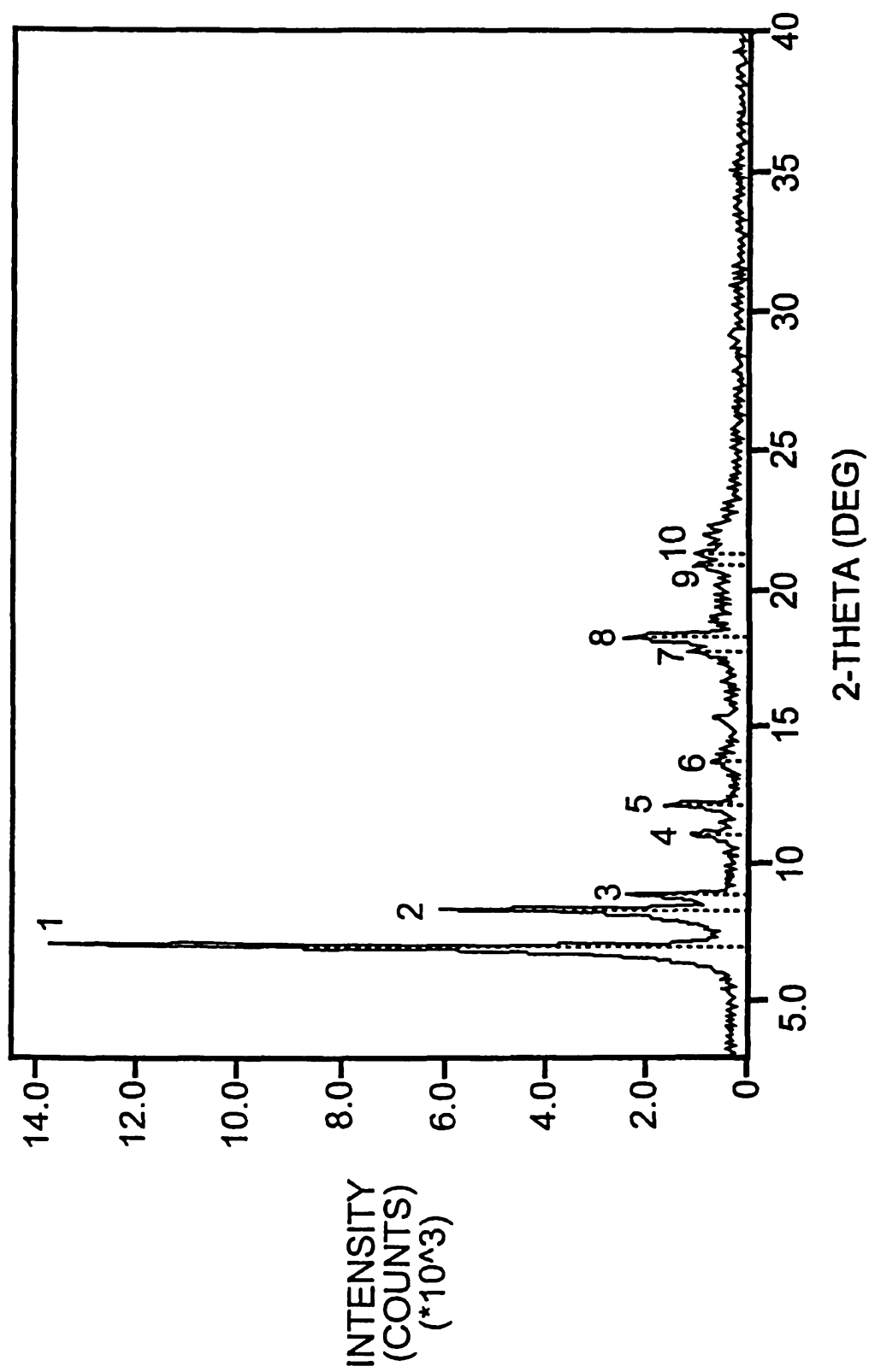


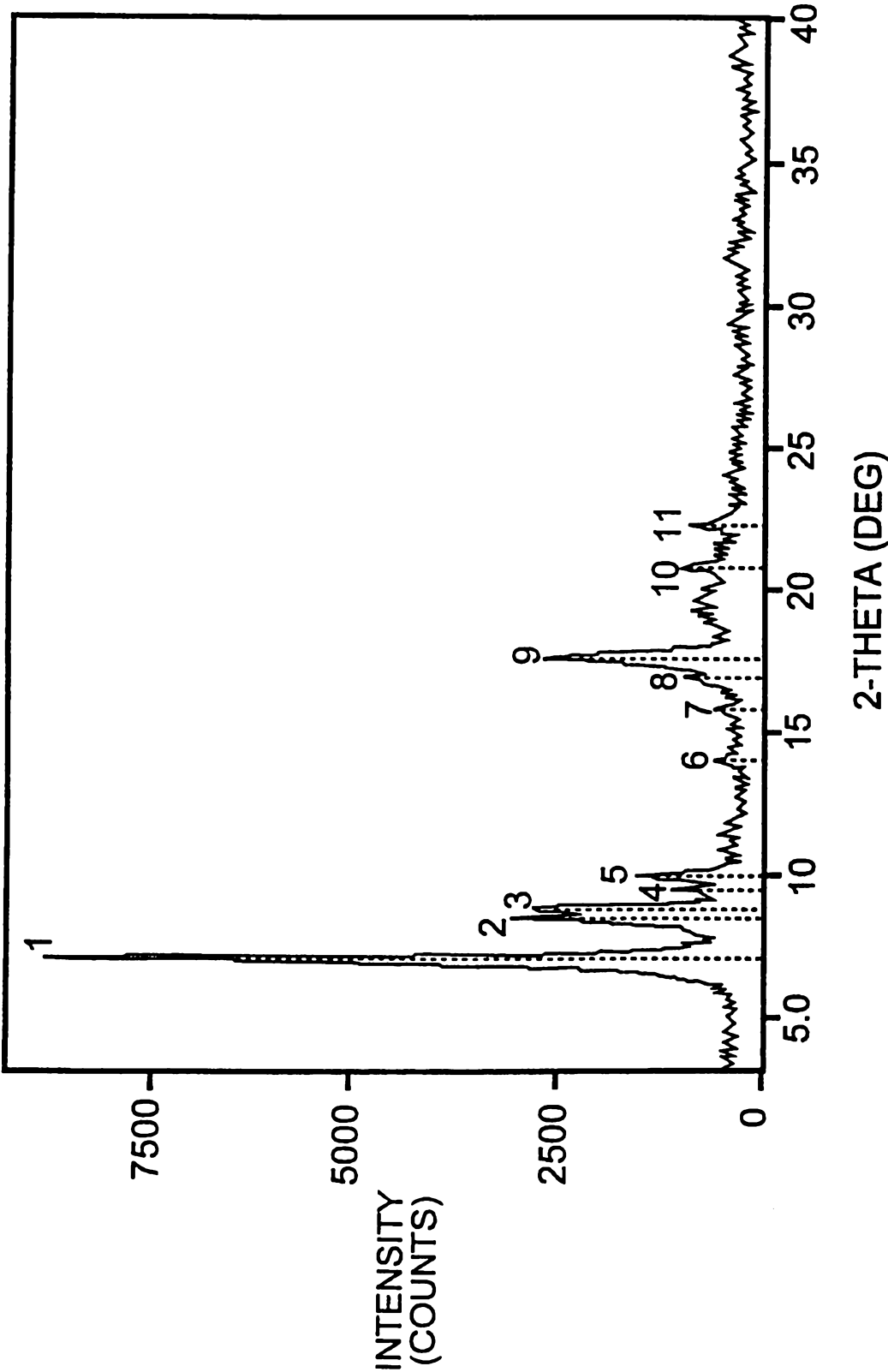
FIG. 2A

#	2-Theta	d(A)	Peak	P%	Area	Area%	FWHM
1	6.899	12.8028	13186	100.0	3025	100.0	0.184
2	8.261	10.6945	5221	39.6	931	30.8	0.143
3	8.838	9.9969	2057	15.6	482	15.9	0.187
4	11.061	7.9927	785	6.0	160	5.3	0.163
5	12.100	7.3086	1355	10.3	150	4.9	0.088
6	13.619	6.4964	450	3.4	89	2.9	0.157
7	17.677	5.0132	753	5.7	126	4.2	0.134
8	18.180	4.8755	2011	15.3	588	19.4	0.234
9	20.840	4.2588	439	3.3	40	1.3	0.072
10	21.334	4.1615	427	3.2	67	2.2	0.125

4/27

5/27

FIG. 3



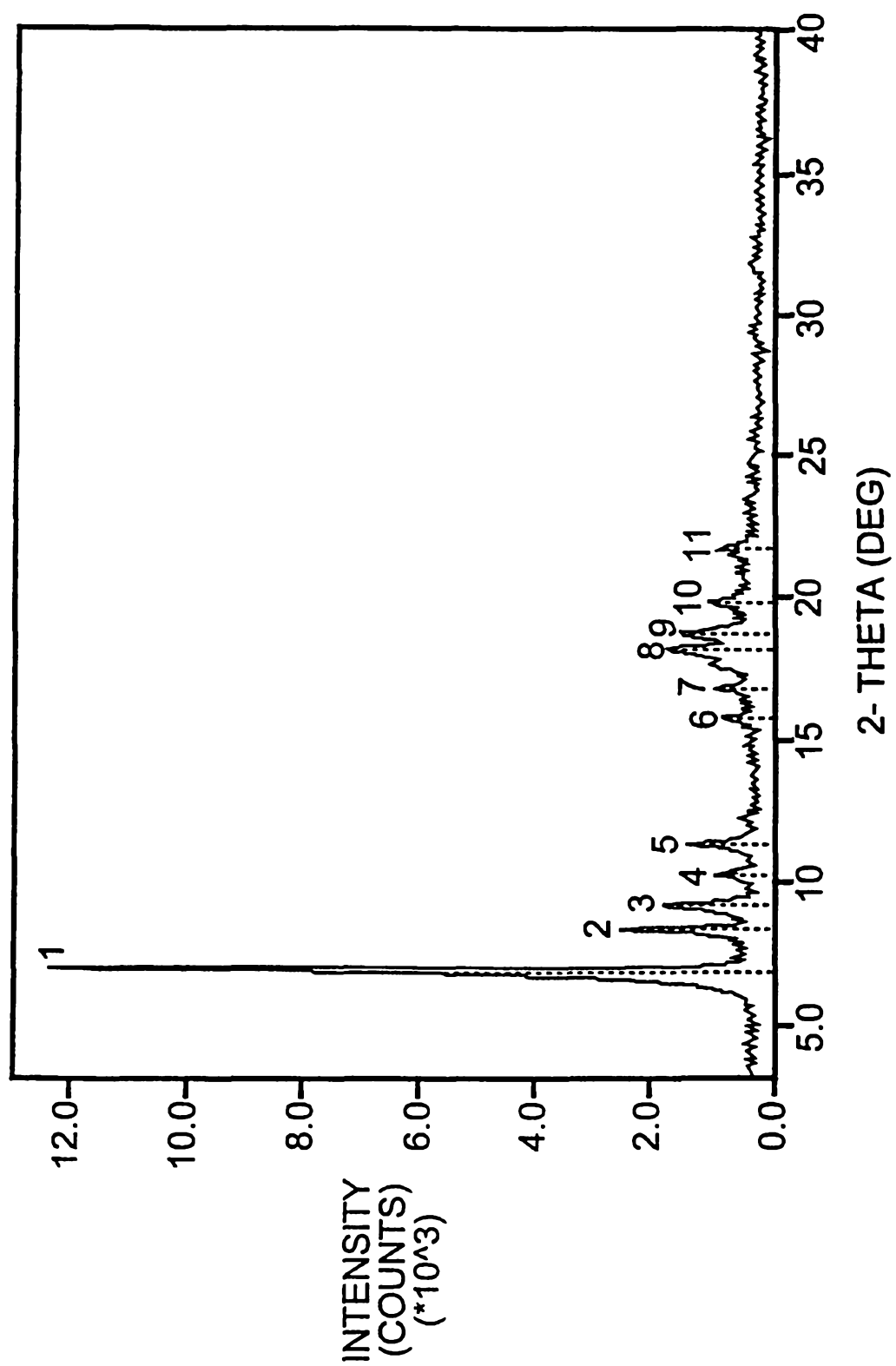
6/27

FIG. 3A

#	2-Theta	d(A)	Peak	P%	Area	Area%	FWHM
1	6.959	12.6918	8224	100.0	2809	100.0	0.273
2	8.381	10.5414	2375	28.9	732	26.0	0.246
3	8.701	10.1544	2107	25.6	742	26.4	0.282
4	9.383	9.4176	328	4.0	25	0.9	0.060
5	9.941	8.8906	1160	14.1	356	12.7	0.245
6	13.975	6.3317	330	4.0	26	0.9	0.062
7	15.778	5.6120	244	3.0	38	1.3	0.121
8	16.920	5.2357	597	7.3	213	7.6	0.284
9	17.540	5.0521	2206	26.8	729	25.9	0.264
10	20.799	4.2672	407	4.9	71	2.5	0.138
11	22.261	3.9902	563	6.8	107	3.8	0.152

7/27

FIG. 4



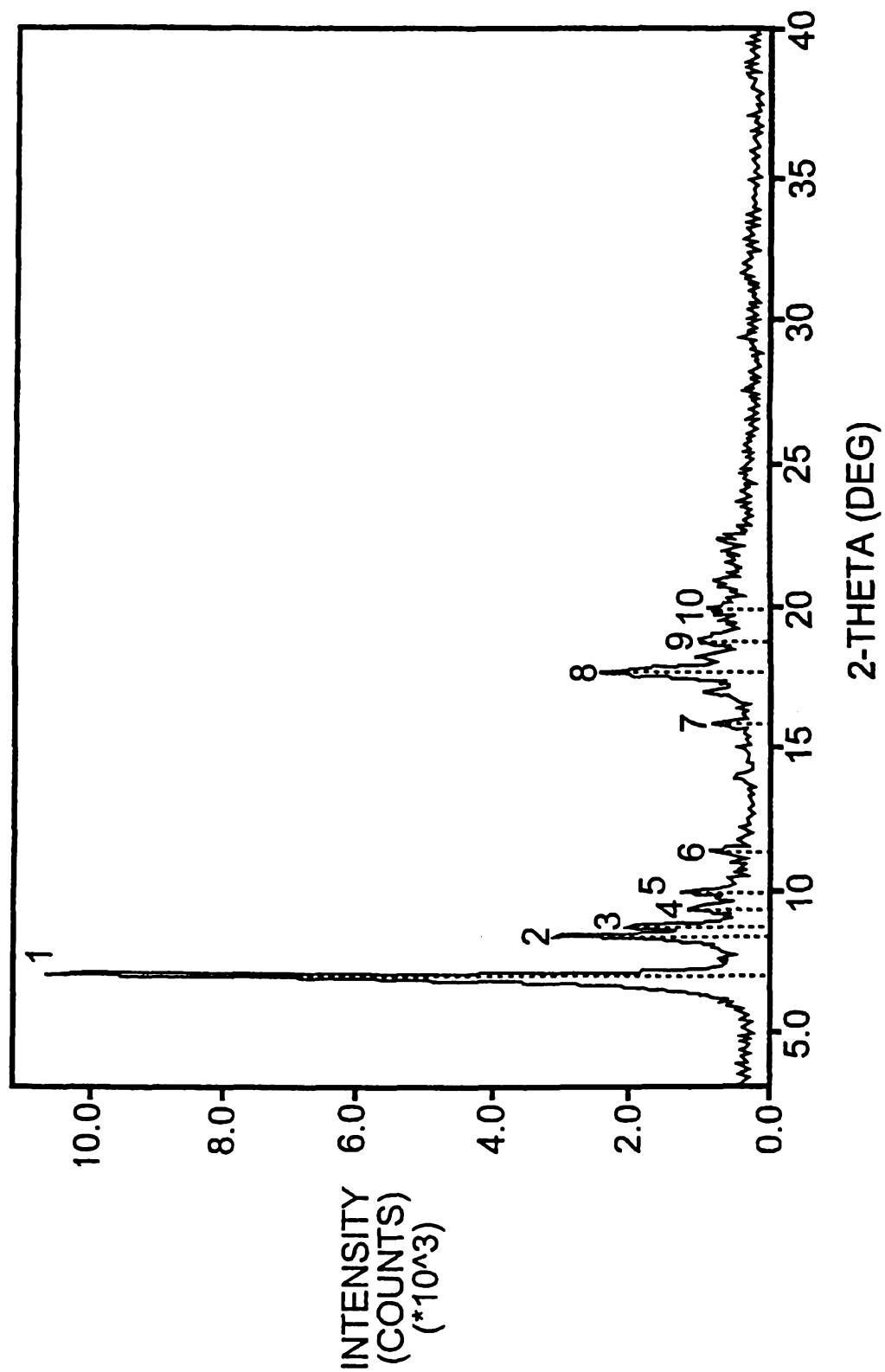
8/27

FIG. 4A

#	2-Theta	d(A)	Peak	P%	Area	Area%	FWHM
1	6.896	12.8072	11991	100.0	2593	100.0	0.173
2	8.339	10.5940	2046	17.1	334	12.9	0.131
3	9.219	9.5853	1438	12.0	281	10.8	0.156
4	10.280	8.5979	632	5.3	180	6.9	0.227
5	11.320	7.8105	1079	9.0	322	12.4	0.238
6	15.800	5.6044	463	3.9	59	2.3	0.102
7	16.741	5.2913	432	3.6	38	1.4	0.069
8	18.160	4.8809	1260	10.5	599	23.1	0.380
9	18.702	4.7408	700	5.8	184	7.1	0.210
10	19.816	4.4766	589	4.9	94	3.6	0.127
11	21.724	4.0876	510	4.3	96	3.7	0.150

9/27

FIG. 5



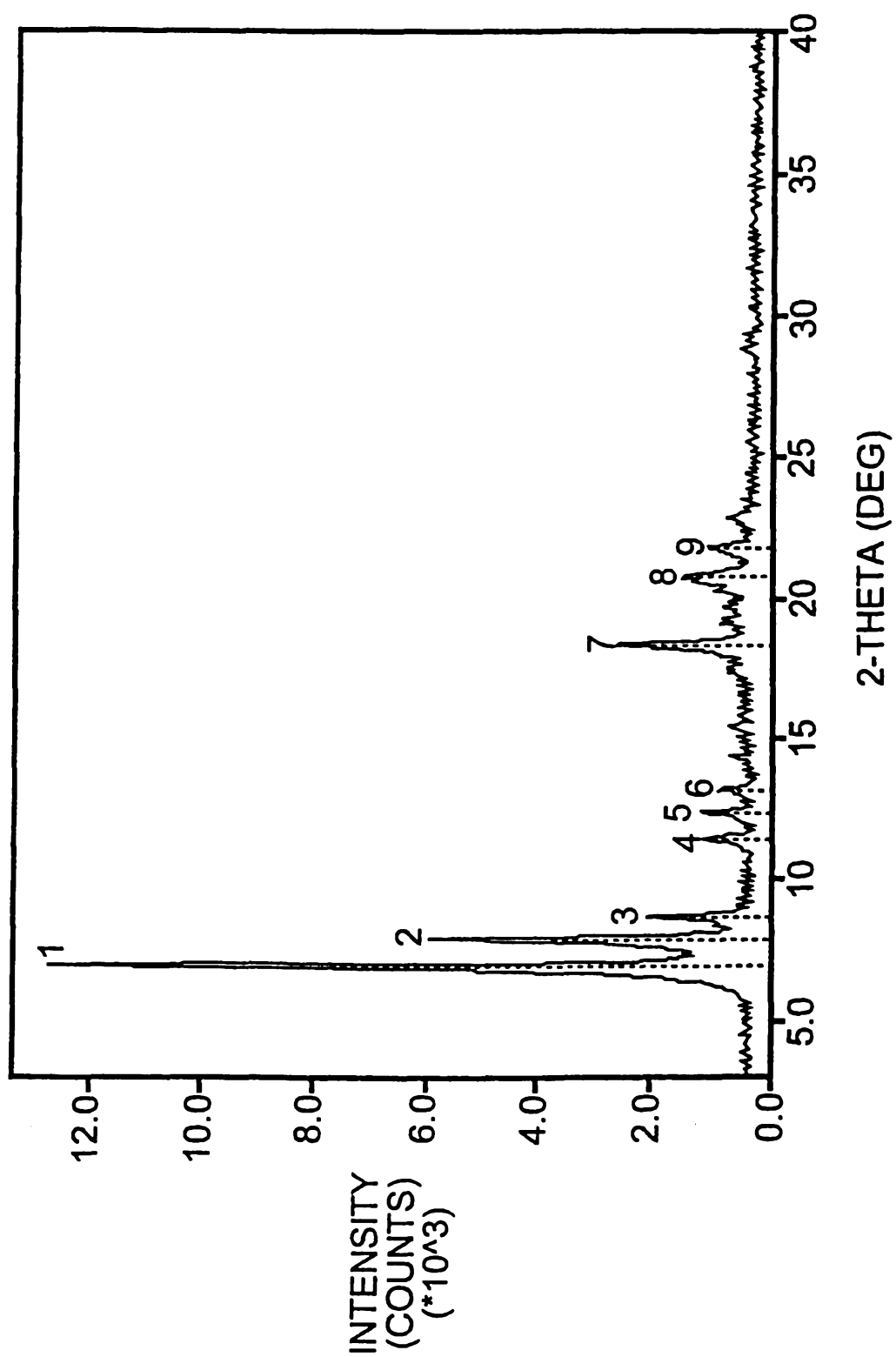
10/27

FIG. 5A

#	2-Theta	d(A)	Peak	P%	Area	Area%	FWHM
1	6.901	12.7988	10206	100.0	2683	100.0	0.210
2	8.360	10.5679	2545	24.9	524	19.5	0.164
3	8.680	10.1792	1459	14.3	359	13.4	0.197
4	9.279	9.5230	580	5.7	91	3.4	0.125
5	9.879	8.9456	794	7.8	143	5.3	0.143
6	11.321	7.8094	577	5.7	97	3.6	0.133
7	15.780	5.6113	523	5.1	95	3.5	0.144
8	17.541	5.0519	1710	16.8	418	15.6	0.195
9	18.702	4.7408	459	4.5	116	4.3	0.201
10	19.877	4.4631	403	3.9	67	2.5	0.133

11/27

FIG. 6



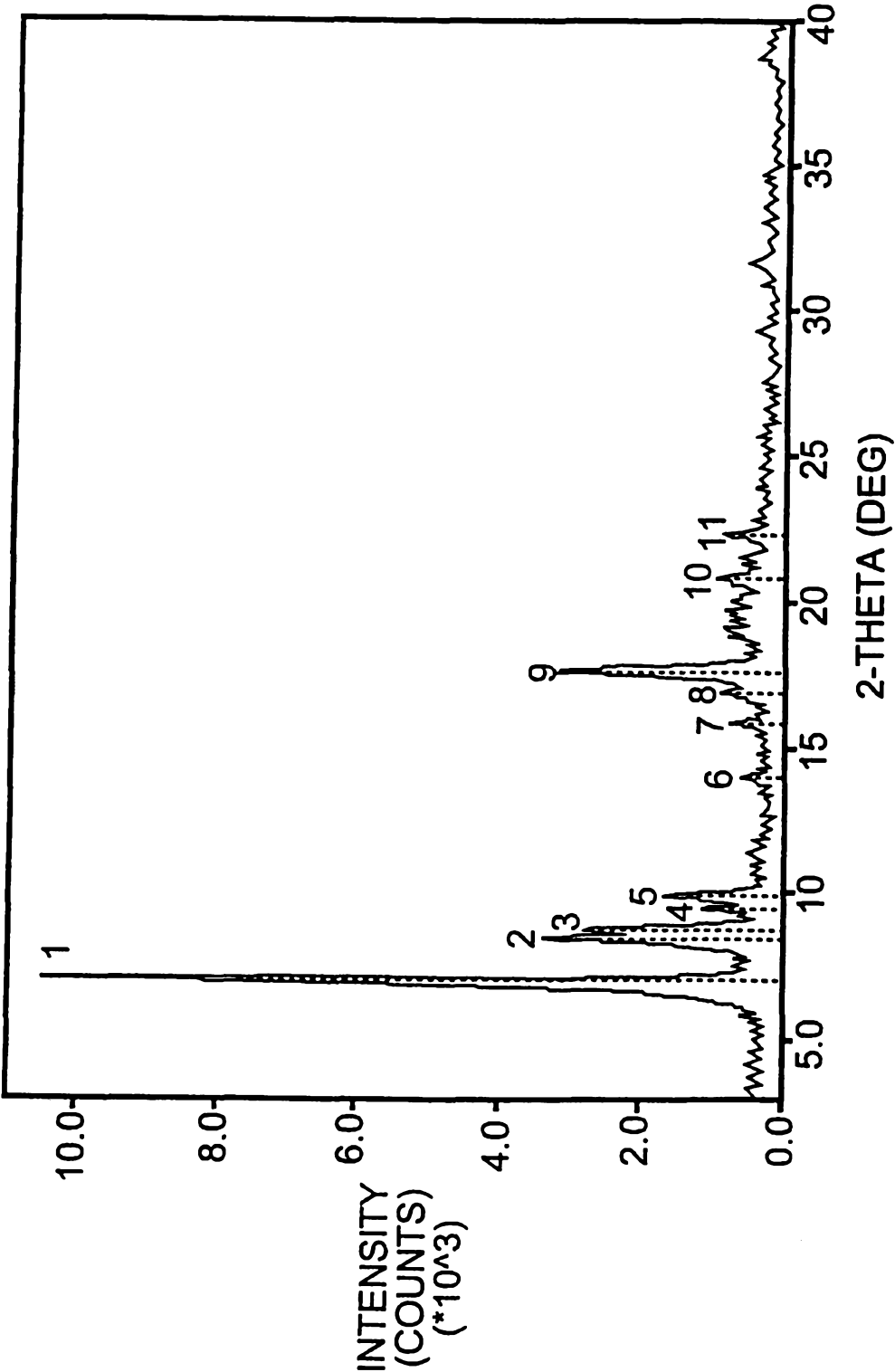
12/27

FIG. 6A

#	2-Theta	d(A)	Peak	P%	Area	Area%	FWHM
1	6.899	12.8025	12371	100.0	3495	100.0	0.226
2	7.843	11.2637	4815	38.9	1119	32.0	0.186
3	8.661	10.2009	1709	13.8	357	10.2	0.167
4	11.359	7.7833	771	6.2	141	4.0	0.146
5	12.300	7.1900	752	6.1	127	3.6	0.135
6	13.100	6.7528	517	4.2	37	1.0	0.057
7	18.262	4.8540	1945	15.7	596	17.1	0.245
8	20.721	4.2832	828	6.7	279	8.0	0.269
9	21.740	4.0847	573	4.6	146	4.2	0.203

13/27

FIG. 7



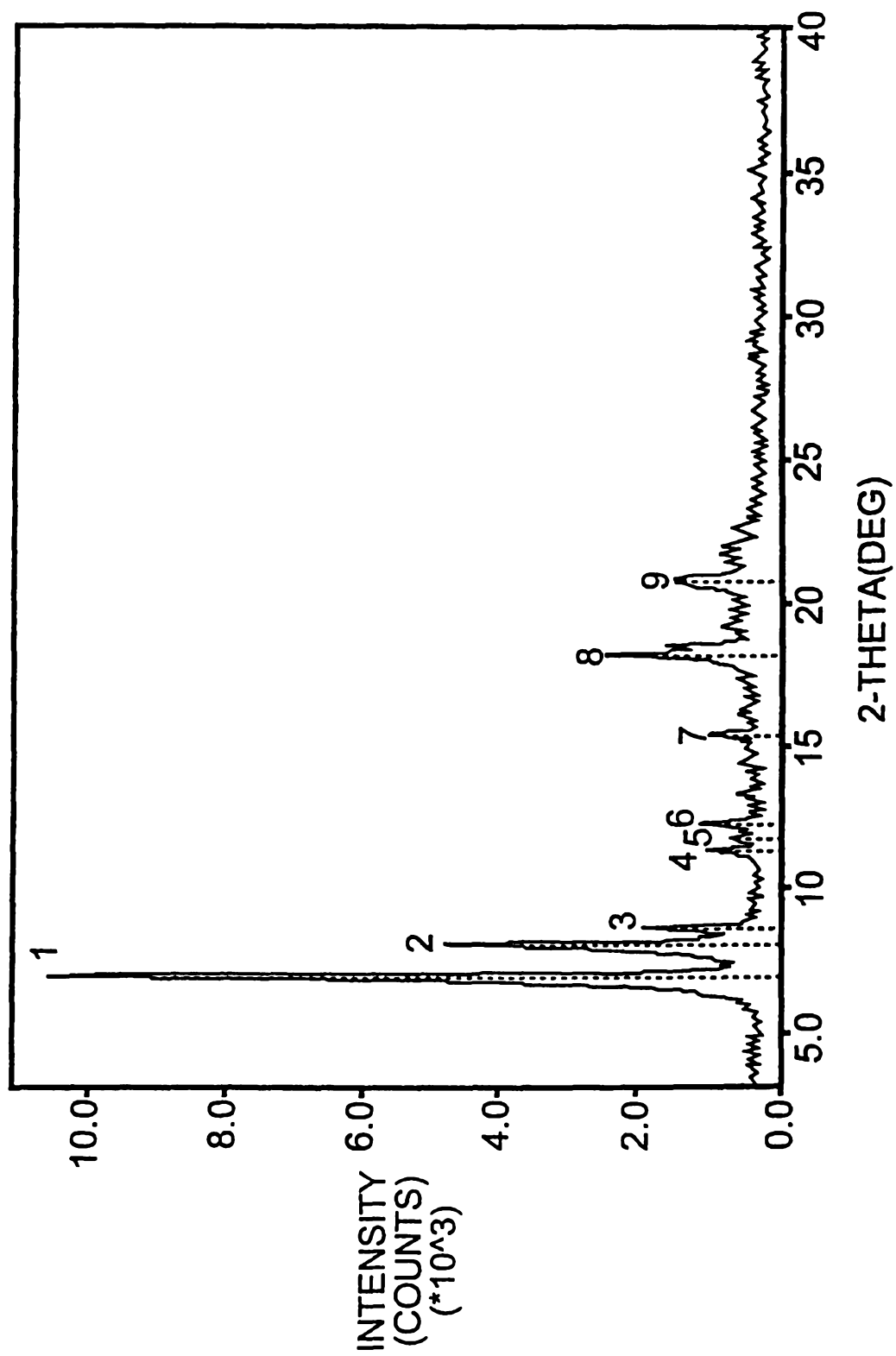
14/27

FIG. 7A

#	2-Theta	d(A)	Peak	P%	Area	Area%	FWHM
1	6.939	12.7278	9980	100.0	2717	100.0	0.218
2	8.381	10.5414	2850	28.6	790	29.1	0.222
3	8.640	10.2253	2267	22.7	772	28.4	0.272
4	9.419	9.3815	487	4.9	32	1.2	0.051
5	9.840	8.9812	1288	12.9	255	9.4	0.158
6	13.940	6.3476	374	3.7	56	2.0	0.118
7	15.741	5.6253	450	4.5	45	1.6	0.079
8	16.861	5.2539	580	5.8	192	7.0	0.264
	17.560	5.0464	2604	26.1	846	31.1	0.260
10	20.743	4.2787	508	5.1	73	2.7	0.114
11	22.321	3.9796	542	5.4	156	5.7	0.229

15/27

FIG. 8



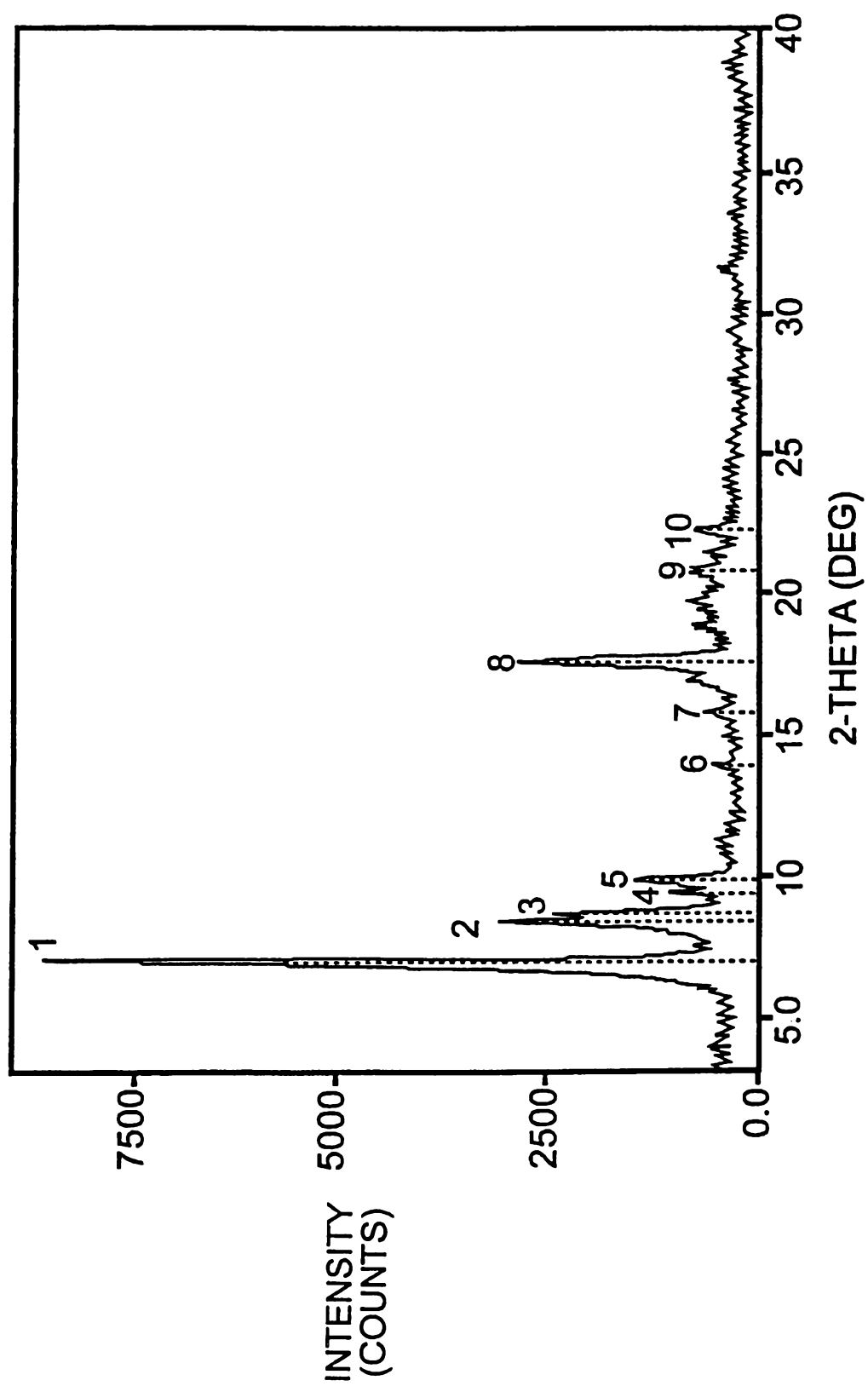
16/27

FIG. 8A

#	2-Theta	d(A)	Peak	P%	Area	Area%	FWHM
1	6.918	12.7674	10028	100.0	2562	100.0	0.204
2	8.000	11.0427	3984	39.7	800	31.2	0.161
3	8.619	10.2506	1619	16.1	346	13.5	0.171
4	11.338	7.7981	658	6.6	68	2.6	0.082
5	11.718	7.5459	236	2.4	28	1.1	0.093
6	12.241	7.2243	761	7.6	131	5.1	0.138
7	15.382	5.7557	610	6.1	107	4.2	0.140
8	18.162	4.8803	1937	19.3	441	17.2	0.182
9	20.779	4.2713	853	8.5	222	8.6	0.208

17/27

FIG. 9



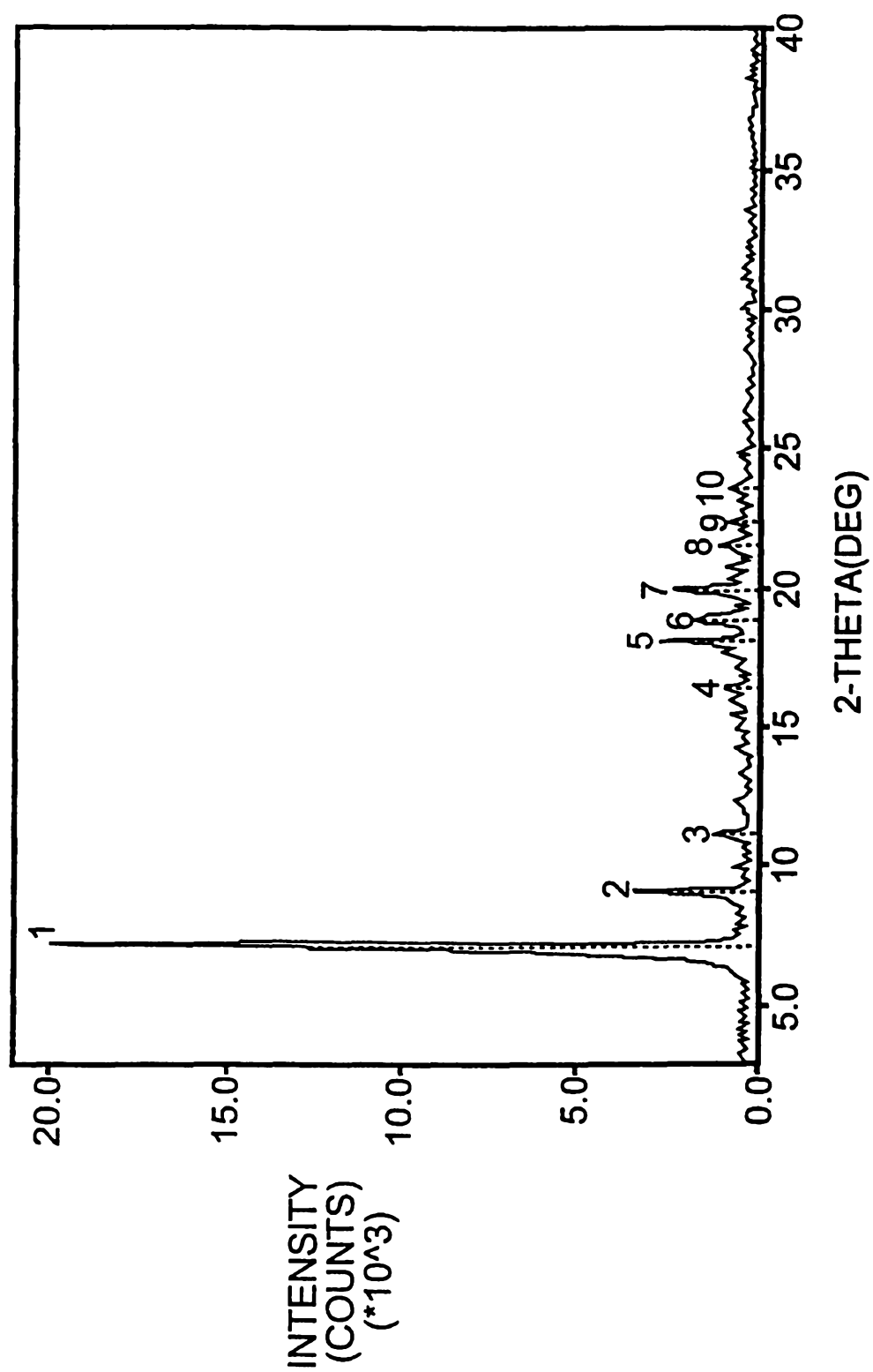
18/27

FIG. 9A

#	2-Theta	d(A)	Peak	P%	Area	Area%	FWHM
1	6.877	12.8422	8063	100.0	2195	100.0	0.218
2	8.330	10.6062	2501	31.0	800	36.4	0.256
3	8.581	10.2965	1898	23.5	514	23.4	0.217
4	9.356	9.4446	432	5.4	45	2.0	0.082
5	9.799	9.0191	1064	13.2	275	12.5	0.207
6	13.864	6.3821	293	3.6	58	2.6	0.158
7	15.721	5.6322	312	3.9	67	3.0	0.170
8	17.480	5.0693	2458	30.5	898	40.9	0.292
9	20.818	4.2633	299	3.7	67	3.0	0.178
10	22.280	3.9869	416	5.2	106	4.8	0.202

19/27

FIG. 10



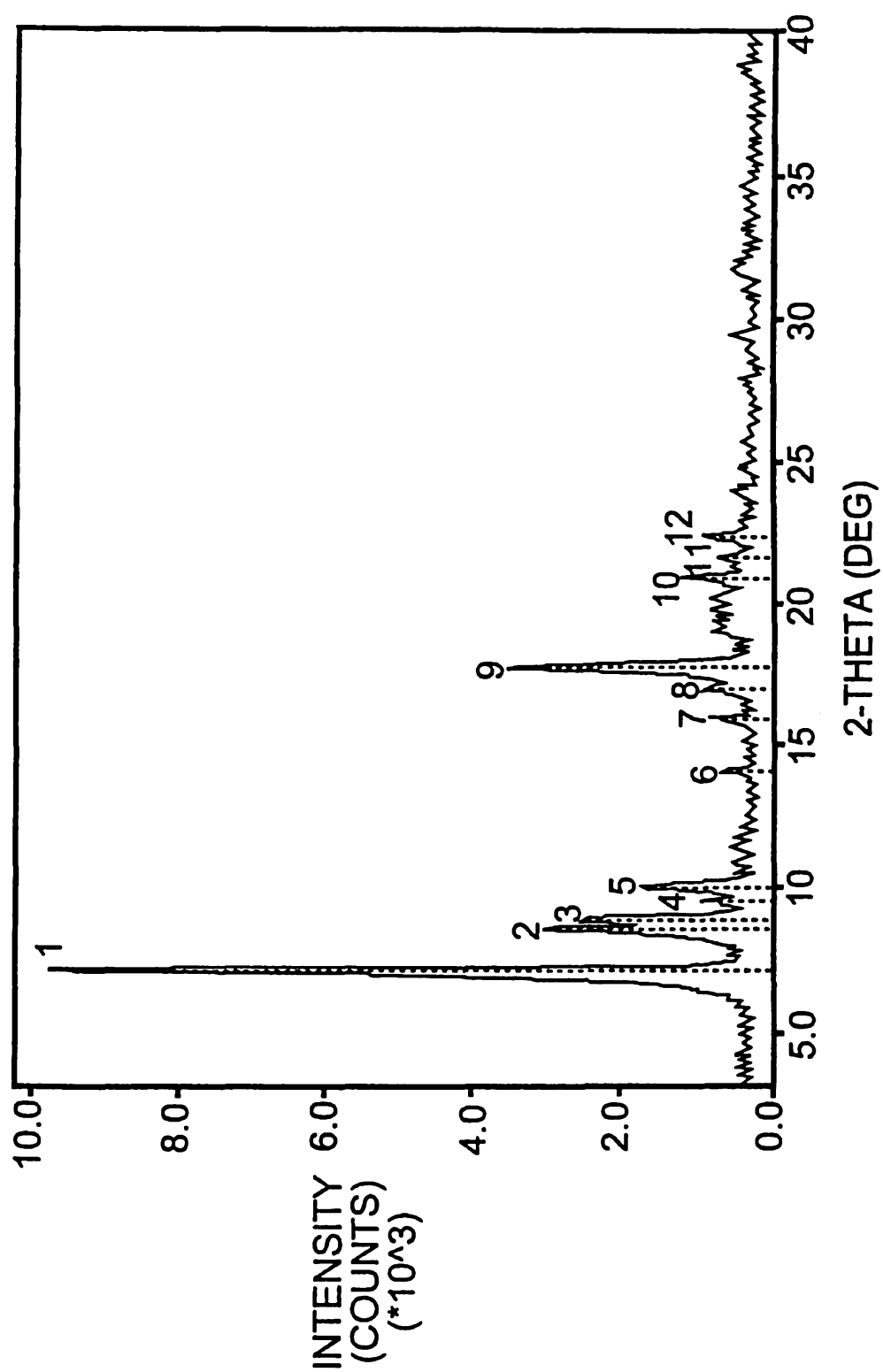
20/27

FIG. 10A

#	2-Theta	d(A)	Peak	P%	Area	Area%	FWHM
1	7.060	12.5101	19609	100.0	4796	100.0	0.196
2	9.078	9.7332	3027	15.4	567	11.8	0.150
3	11.100	7.9644	924	4.7	164	3.4	0.142
4	16.361	5.4135	554	2.8	76	1.6	0.109
5	18.040	4.9133	2276	11.6	456	9.5	0.160
6	18.820	4.7112	1303	6.6	385	8.0	0.236
7	19.922	4.4532	1886	9.6	457	9.5	0.193
8	21.560	4.1183	853	4.4	205	4.3	0.191
9	22.281	3.9867	343	1.7	37	0.8	0.086
10	23.521	3.7793	450	2.3	107	2.2	0.189

21/27

FIG. 11

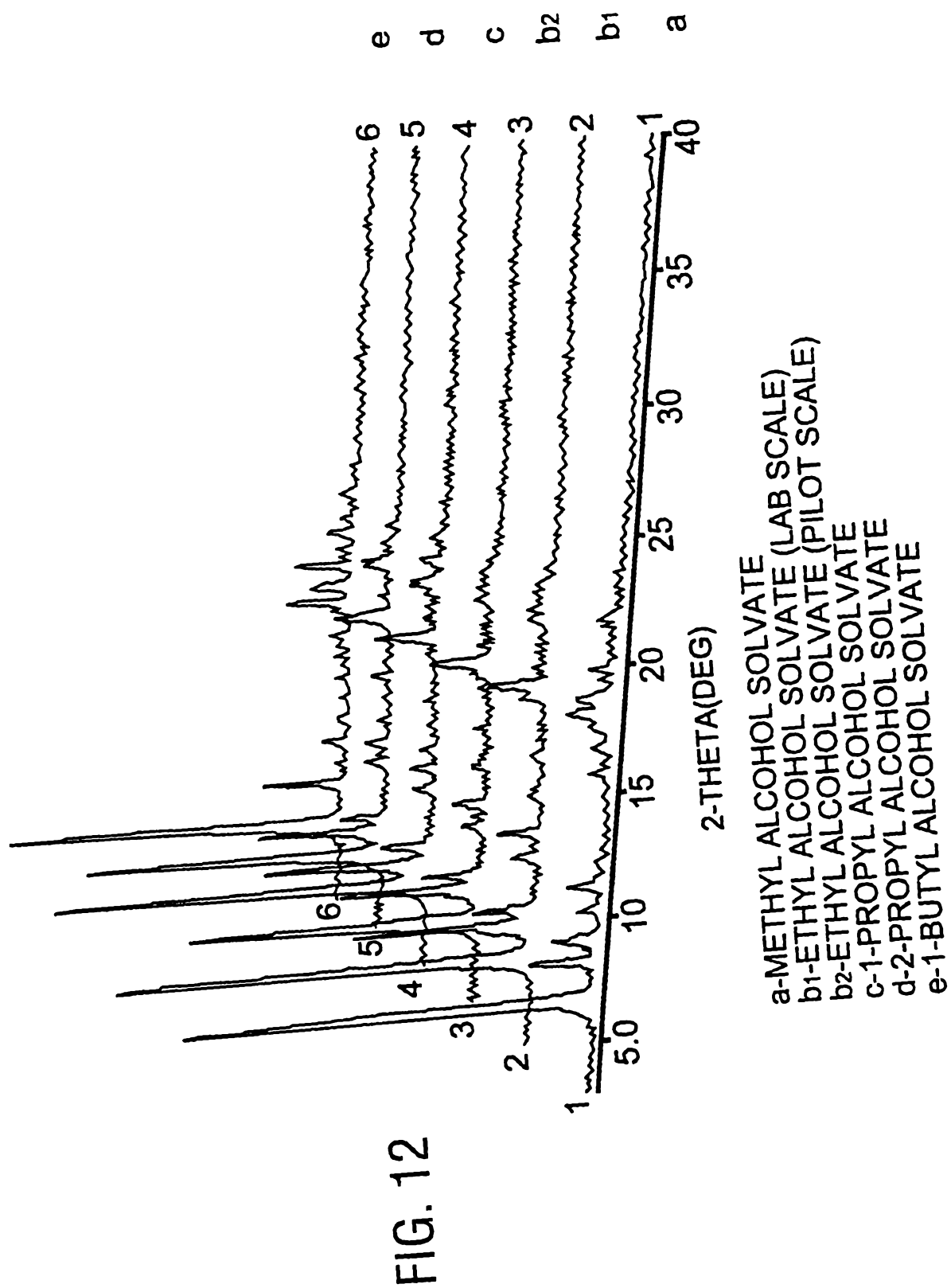


22/27

FIG. 11A

#	2-Theta	d(A)	Peak	P%	Area	Area%	FWHM
1	7.018	12.5854	9344	100.0	2618	100.0	0.224
2	8.432	10.4775	2599	27.8	676	25.8	0.208
3	8.722	10.1302	2091	22.4	697	26.6	0.266
4	9.499	9.3030	378	4.0	33	1.2	0.069
5	9.980	8.8560	1243	13.3	337	12.9	0.217
6	14.000	6.3206	390	4.2	64	2.4	0.130
7	15.861	5.5830	550	5.9	46	1.7	0.066
8	16.881	5.2479	595	6.4	115	4.4	0.154
9	17.622	5.0287	3006	32.2	1053	40.2	0.280
10	20.918	4.2431	718	7.7	113	4.3	0.126
11	21.641	4.1031	318	3.4	44	1.7	0.110
12	22.380	3.9693	573	6.1	144	5.5	0.201

23/27



24/27

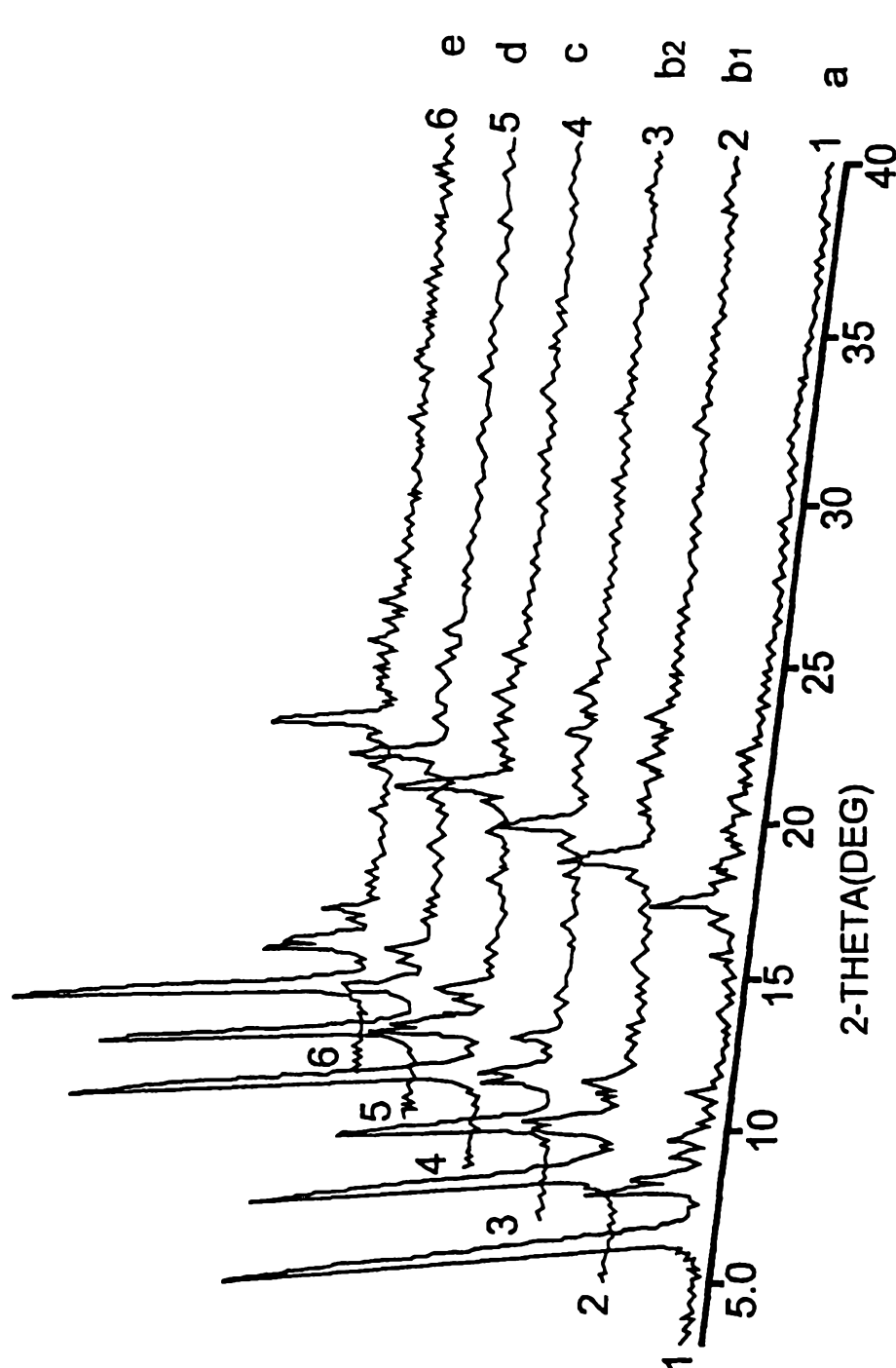
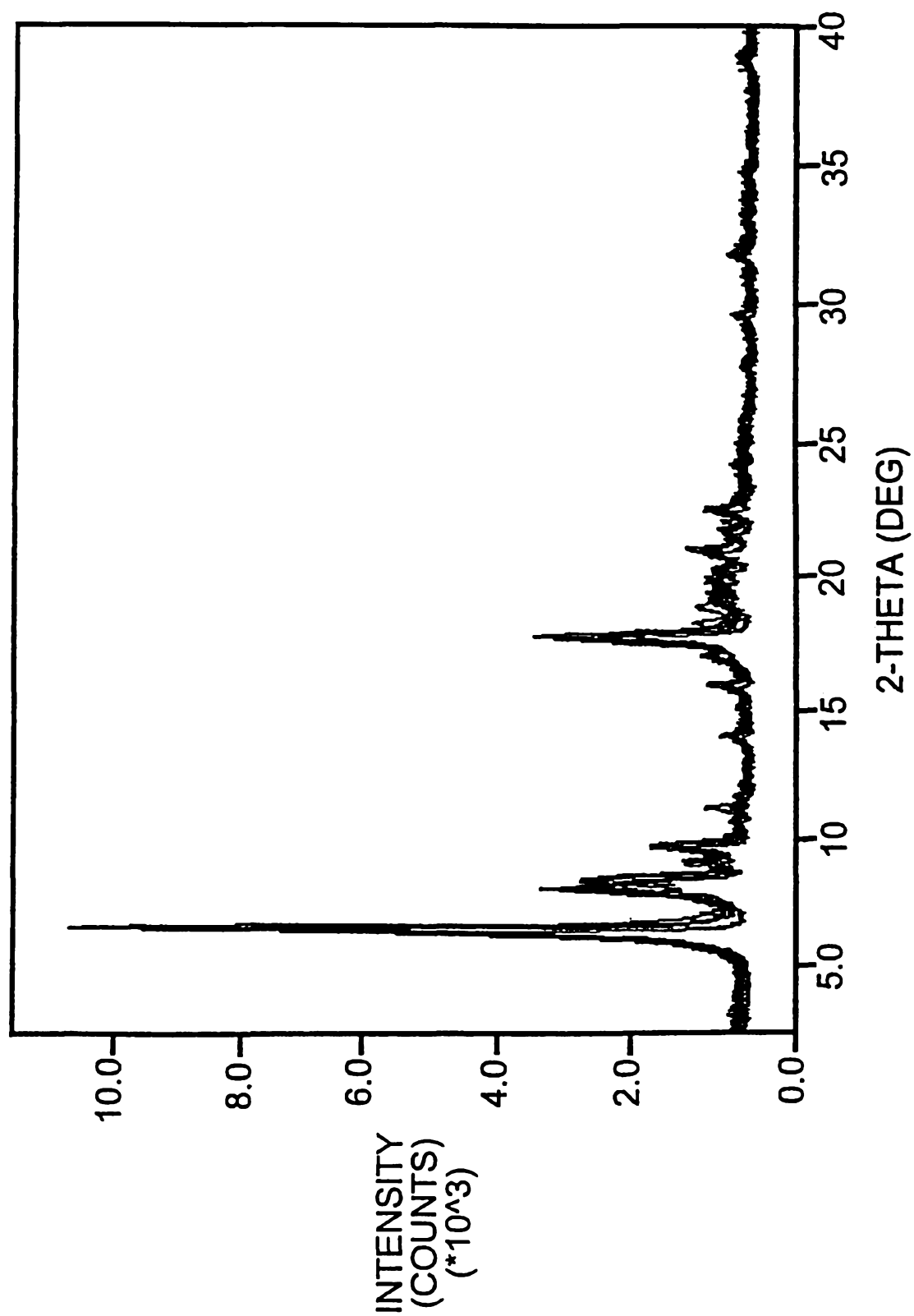


FIG. 13

a-SOLVENT FREE CRYSTALLINE FORM FROM METHYL ALCOHOL SOLVATE
b₁-SOLVENT FREE CRYSTALLINE FORM FROM ETHYL ALCOHOL SOLVATE (LAB SCALE)
b₂- SOLVENT FREE CRYSTALLINE FORM FROM ETHYL ALCOHOL SOLVATE (PILOT SCALE)
c-SOLVENT FREE CRYSTALLINE FORM FROM 1-PROPYL ALCOHOL SOLVATE
d-SOLVENT FREE CRYSTALLINE FORM FROM 2-PROPYL ALCOHOL SOLVATE
e-SOLVENT FREE CRYSTALLINE FORM FROM 1-BUTYL ALCOHOL SOLVATE

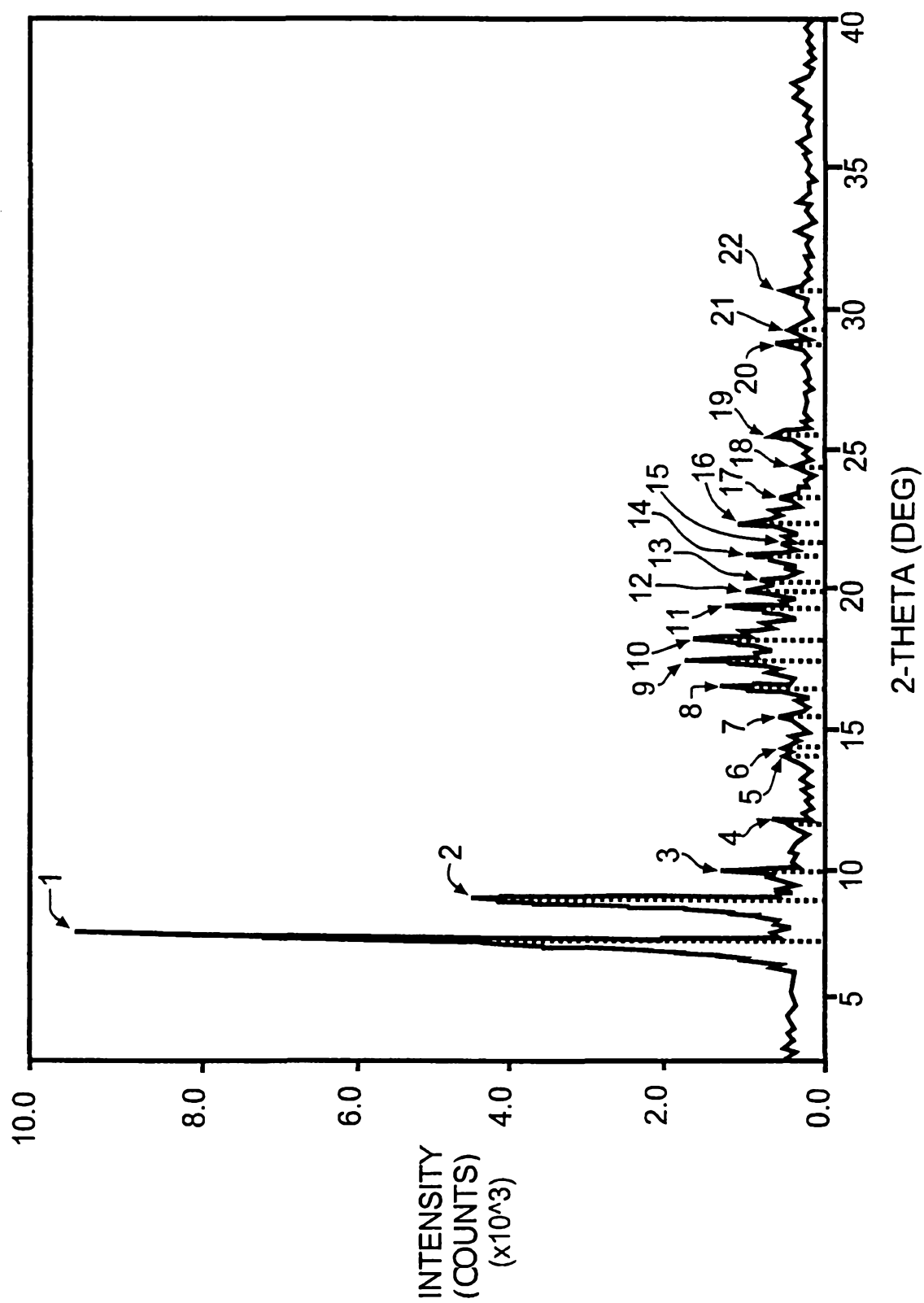
25/27

FIG. 14



26/27

FIG. 15



27/27

FIG. 15A

#	2-THETA	d(A)	PEAK	P%	AREA	AREA%	FWHM
1	7.259	12.1686	9283	100	2482	100	0.214
2	8.739	10.1100	4191	45.1	603	24.3	0.115
3	9.386	8.9628	967	10.4	161	6.5	0.133
4	11.659	7.5838	430	4.6	49	1.9	0.089
5	13.955	6.3408	305	3.3	58	2.3	0.151
6	14.220	6.2233	326	3.5	73	2.9	0.178
7	15.387	5.7537	278	3.0	19	0.7	0.053
8	16.461	5.3806	986	10.6	187	7.5	0.152
9	17.361	5.1039	1490	16.1	348	14.0	0.187
10	18.063	4.9069	1284	13.8	323	13.0	0.201
11	19.302	4.5947	871	9.4	166	6.7	0.152
12	19.862	4.4664	686	7.4	142	5.7	0.166
13	20.200	4.3923	457	4.9	103	4.1	0.179
14	21.178	4.1918	656	7.1	97	3.9	0.117
15	21.641	4.1031	167	1.8	6	0.2	0.029
16	22.300	3.9833	794	8.6	192	7.7	0.193
17	23.218	3.8278	247	2.7	23	0.9	0.071
18	24.100	3.6897	183	2.0	34	1.3	0.145
19	25.481	3.4928	487	5.2	141	5.7	0.231
20	28.800	3.0974	134	1.4	14	0.6	0.083
21	29.297	3.0459	259	2.8	28	1.1	0.084
22	30.700	2.9099	287	3.1	20	0.8	0.055