

**(12) PATENT**  
**(19) AUSTRALIAN PATENT OFFICE**

**(11) Application No. AU 200040489 B2**  
**(10) Patent No. 763431**

(54) Title  
**Viral treatment**

(51)<sup>7</sup> International Patent Classification(s)  
**A61K 031/00**

(21) Application No: **200040489**

(22) Application Date: **2000.03.29**

(87) WIPO No: **WO00/57870**

(30) Priority Data

(31) Number	(32) Date	(33) Country
<b>09/281892</b>	<b>1999.03.31</b>	<b>US</b>

(43) Publication Date : **2000.10.16**

(43) Publication Journal Date : **2000.12.21**

(44) Accepted Journal Date : **2003.07.24**

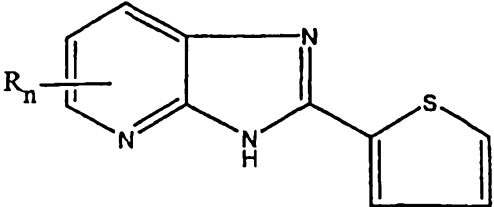
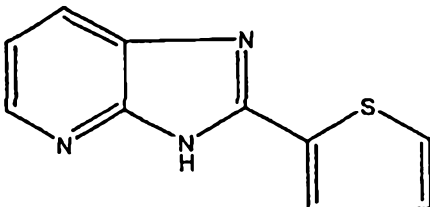
(71) Applicant(s)  
**The University of Arizona Foundation**

(72) Inventor(s)  
**James Berger Camden; Joseph Herman Gardner; David Thomas Stanton**

(74) Agent/Attorney  
**PHILLIPS ORMONDE and FITZPATRICK,367 Collins Street,MELBOURNE VIC 3000**



## INTERNATIONAL APPLICATION PUBLISHED UNDER THE PATENT COOPERATION TREATY (PCT)

(51) International Patent Classification <sup>7</sup> : <b>A61K 31/00</b>	<b>A2</b>	(11) International Publication Number: <b>WO 00/57870</b> (43) International Publication Date: 5 October 2000 (05.10.00)
<p>(21) International Application Number: PCT/US00/08419</p> <p>(22) International Filing Date: 29 March 2000 (29.03.00)</p> <p>(30) Priority Data: 09/281,892 31 March 1999 (31.03.99) US</p> <p><del>(71) Applicant: THE PROCTER &amp; GAMBLE COMPANY [US/US]; One Procter &amp; Gamble Plaza, Cincinnati, OH 45202 (US).</del></p> <p>(72) Inventors: CAMDEN, James, Berger; 7339 Charter Cup Lane, West Chester, OH 45069 (US). GARDNER, Joseph, Her- man; 4060 Boomer Road, Cincinnati, OH 45247 (US). STANTON, David, Thomas; 6672 Forest Hill Lane, Hamil- ton, OH 45011 (US).</p> <p>(74) Agents: REED, T., David et al.; The Procter &amp; Gamble Company, 5299 Spring Grove Avenue, Cincinnati, OH 45217-1087 (US). (1) The University of Arizona Foundation 1111 North Cherry Avenue Arizona 85721 (US)</p>		<p>(81) Designated States: AE, AL, AM, AT, AT (Utility model), AU, AZ, BA, BB, BG, BR, BY, CA, CH, CN, CR, CU, CZ, CZ (Utility model), DE, DE (Utility model), DK, DK (Utility model), DM, EE, EE (Utility model), ES, FI, FI (Utility model), GB, GD, GE, GH, GM, HR, HU, ID, IL, IN, IS, JP, KE, KG, KP, KR, KZ, LC, LK, LR, LS, LT, LU, LV, MA, MD, MG, MK, MN, MW, MX, NO, NZ, PL, PT, RO, RU, SD, SE, SG, SI, SK, SK (Utility model), SL, TJ, TM, TR, TT, TZ, UA, UG, UZ, VN, YU, ZA, ZW, ARIPO patent (GH, GM, KE, LS, MW, SD, SL, SZ, TZ, UG, ZW), Eurasian patent (AM, AZ, BY, KG, KZ, MD, RU, TJ, TM), European patent (AT, BE, CH, CY, DE, DK, ES, FI, FR, GB, GR, IE, IT, LU, MC, NL, PT, SE), OAPI patent (BF, BJ, CF, CG, CI, CM, GA, GN, GW, ML, MR, NE, SN, TD, TG).</p> <p><b>Published</b> Without international search report and to be republished upon receipt of that report.</p>
(54) Title: VIRAL TREATMENT		
<div style="display: flex; justify-content: space-around; align-items: center;"> <div style="text-align: center;">  <p>(1)</p> </div> <div style="text-align: center;">  <p>(a)</p> </div> </div>		
<p>(57) Abstract</p> <p>A pharmaceutical composition that inhibits or slows the growth of viruses is disclosed. This same composition can be used to treat viral infections, particularly HIV and hepatitis as well as fungal infections of the genus <i>cryptococcus neoformans</i> or <i>curvularai lunata</i>. The composition comprises from about 10 mg to about 6000 mg of a 2-thienyl-imidazo[4,5]pyridine of formula (1), wherein n is from 1 to 4, R is selected from the group consisting of hydrogen, alkyl having from 1 to 7 carbon atoms, chloro, bromo or fluoro, oxychloro, hydroxy, sulfhydryl, alkoxy having the formula: <math>-O(CH_2)_yCH_3</math>, wherein y is from 1 to 6, the prodrugs thereof, and the pharmaceutically acceptable salts thereof. The preferred anti-viral compound is (a) and its hydrochloride salt. Mixtures of the 2-thienyl-imidazo[4,5]pyridines can also be used to treat viral infections.</p>		



## VIRAL TREATMENT

## TECHNICAL FIELD

This invention is treatment of viral infections, in animals, particularly in mammals with a pharmaceutical composition containing one or more 2-thienyl-imidazo [4,5]pyridine compounds. This invention is a pharmaceutical composition that is effective against the treatment  
5 of viruses. The composition can be used to treat viral infections, notably hepatitis, including hepatitis C virus (HCV) hepatitis B virus (HBV), human immunodeficiency syndrome (HIV), and Kaposi sarcoma



## BACKGROUND OF THE INVENTION

HIV and other viral infections such as hepatitis are a few of the leading causes of  
10 death. HIV is the virus known to cause acquired immunodeficiency syndrome (AIDS) in humans. HIV is a disease in which a virus is replicated in the body or in host cells. The virus attacks the body's immune system

Several drugs have been approved for treatment of this devastating disease, including 3'-azido-3'  
15 deoxythymidine also known as azidothymine, zidovudine or zidovudine (AZT), didanosine (dideoxyinosine, ddI), d4T, zalcitabine (dideoxycytosine, ddC), nevirapine, 3'-thia-2',3' dideoxycytidine also known as lamivudine (epivir, 3TC), saquinavir (Invirase), ritonavir (Norvir), indinavir (Crixivan), and delavirdine (Rescriptor). See M. I. Johnston & D. F. Hoth, Science, 260(5112), 1286-1293 (1993) and D. D. Richman, Science, 272(5270), 1886-1888 (1996). An AIDS vaccine (Salk's vaccine) has been tested and several proteins which are chemokines from CD8 have been  
20 discovered to act as HIV suppressors. In addition to the above synthetic nucleoside analogs, proteins, and antibodies, several plants and substances derived from plants have been found to have in vitro anti-HIV activity. However, HIV virus is not easily destroyed nor is there a good mechanism for keeping the host cells from replicating the virus.

Thus, medical professionals continue to search for drugs that can prevent HIV infections,  
25 treat HIV virus carriers to prevent their diseases from progressing to full-blown deadly AIDS, and to treat the AIDS patient.

Herpes simplex virus (HSV) types 1 and 2 are persistent viruses that commonly infect humans; they cause a variety of troubling human diseases. HSV type 1 causes oral "fever



blisters" (recurrent herpes labialis), and HSV type 2 causes genital herpes, which has become a major venereal disease in many parts of the world. No fully satisfactory treatment for genital herpes currently exists. In addition, although it is uncommon, HSV can also cause encephalitis, a life-threatening infection of the brain. (The Merck Manual, Holvey, Ed., 1972; Whitley, Herpes Simplex Viruses, In: Virology, 2nd Ed., Raven Press (1990)). A most serious HSV-caused disorder is dendritic keratitis, an eye infection that produces a branched lesion of the cornea, which can in turn lead to permanent scarring and loss of vision. Ocular infections with HSV are a major cause of blindness. HSV is also a virus which is difficult, if not impossible to cure.

Hepatitis is a disease of the human liver. It is manifested with inflammation of the liver and is usually caused by viral infections and sometimes from toxic agents. Hepatitis may progress to liver cirrhosis, liver cancer, and eventually death. Several viruses such as hepatitis A, B, C, D, E and G are known to cause various types of viral hepatitis. Among them, HBV and HCV are the most serious. HBV is a DNA virus with avirion size of 42 nm. HCV is a RNA virus with a virion size of 30-60 nm. See D. S. Chen, J. Formos. Med. Assoc., 95(1), 6-12 (1996).

Hepatitis C infects 4 to 5 times the number of people infected with HIV. Hepatitis C is difficult to treat and it is estimated that there are 500 million people infected with it worldwide (about 15 time those infected with HIV). No effective immunization is currently available, and hepatitis C can only be controlled by other preventive measures such as improvement in hygiene and sanitary conditions and interrupting the route of transmission. At present, the only acceptable treatment for chronic hepatitis C is interferon which requires at least six (6) months of treatment and or ribavarin which can inhibit viral replication in infected cells and also improve liver function in some people. Treatment with interferon with or without Ribavarin however has limited long term efficacy with a response rate about 25%.

Hepatitis B virus infection lead to a wide spectrum of liver injury. Moreover, chronic hepatitis B infection has been linked to the subsequent development of hepatocellular carcinoma, a major cause of death. Current prevention of HBV infection is a hepatitis B vaccination which is safe and effective. However, vaccination is not effective in treating those already infected (i.e., carriers and patients). Many drugs have been used in treating chronic hepatitis B and none have been proven to be effective, except interferon.

Treatment of HCV and HBV with interferon has limited success and has frequently been associated with adverse side effects such as fatigue, fever, chills, headache, myalgias, arthralgias, mild alopecia, psychiatric effects and associated disorders, autoimmune phenomena and associated disorders and thyroid dysfunction.

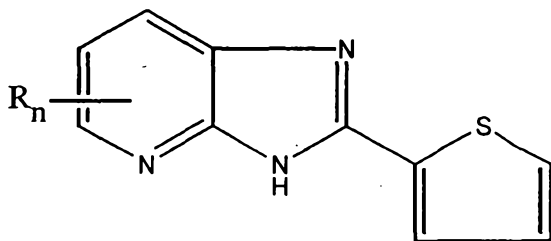
Because the interferon therapy has limited efficacy and frequent adverse effects, a more effective regimen is needed.

In the present invention it has been discovered that the compounds described above are useful for the treatment of hepatitis C virus, hepatitis B virus, herpes simplex and the treatment of HIV infection and other viral infections.

The above discussion of background art is included to explain the context of the invention. It is not to be taken as an admission or suggestion that any of the material referred to was published, known or part of the common general knowledge in Australia at the priority date of any of the claims of this specification.

### SUMMARY OF THE INVENTION

One aspect of the present invention provides a method of treating a fungal or a viral infection in a subject in need thereof comprising administering to the subject a pharmaceutical composition comprising a pharmaceutically acceptable carrier and a therapeutically effective amount of a 2-thienyl imidazo [4,5]pyridine derivative having the formula:



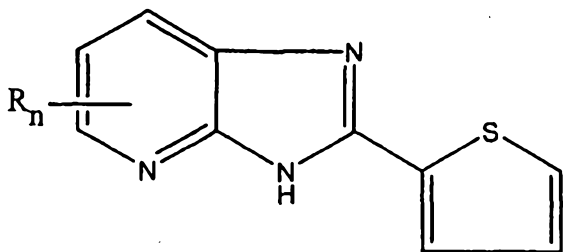
wherein

n is from 1 to 3;

R is selected from the group consisting of hydrogen, alkyl having from 1 to 7 carbon atoms, chloro, bromo, fluoro, oxychloro, hydroxy, sulfhydryl, and alkoxy having the formula  $-\text{O}(\text{CH}_2)_y\text{CH}_3$  wherein y is from 0 to 6;

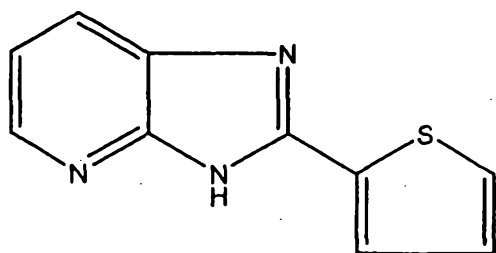
a prodrug thereof, or a pharmaceutically acceptable addition salt thereof.

Another aspect of the present invention provides use of a pharmaceutical composition for treatment of viral or fungal infections in patients in need thereof, and in particular, warm blooded animals and humans, said pharmaceutical composition comprising a pharmaceutical carrier and an effective amount anti-viral compound selected from the group consisting of:



wherein n is 1-3 R is selected from the group consisting of hydrogen, alkyl having from 1 to 7 carbon atoms, chloro, bromo or fluoro, oxychloro, hydroxy, sulfhydryl, and alkoxy having the formula  $-O(CH_2)_yCH_3$ , wherein y is from 0 to 6, its prodrugs and pharmaceutically acceptable addition salts.

The preferred material is:



or its pharmaceutical addition salts, in particular the hydrochloride salt.

In the present invention it has been discovered that the anti-viral 2-thienyl-imidazo[4,5]pyridine compounds are useful for the inhibition of HIV and the treatment of HIV infection as well as in the treatment of hepatitis B infections. The present invention also provides methods for the treatment of HIV infection comprising administering to a host infected with HIV a pharmaceutically or therapeutically effective amount of a anti-viral compound as described herein.

These materials are active against *Cryptococcus neoformans* and *Curvularia lunata*. Both of these are fungi which are found in AIDS patients.

The compositions can be used in conjunction with other treatments for treating viral infections.

The drug can be given daily in one or more doses or from 1 to 4 times a week.

#### DETAILED DESCRIPTION OF THE INVENTION

##### A. Definitions:

As used herein, a "pharmaceutically acceptable" component is one that is suitable for use  
5 with humans and/or animals without undue adverse side effects (such as toxicity, irritation, and allergic response) commensurate with a reasonable benefit/risk ratio.

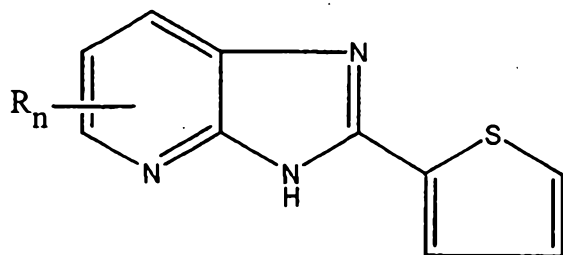
As used herein, the term "safe and effective amount" refers to the quantity of a component which is sufficient to yield a desired therapeutic response without undue adverse side effects (such as toxicity, irritation, or allergic response) commensurate with a reasonable  
10 benefit/risk ratio when used in the manner of this invention.

By "therapeutically effective amount" is meant an amount of a compound of the present invention effective to yield the desired therapeutic response. For example to inhibit HIV infection or treat the symptoms of infection in a host. The specific safe and effective amount or therapeutically effective amount will, obviously, vary with such factors as the particular condition  
15 being treated, the physical condition of the patient, the type of mammal or animal being treated, the duration of the treatment, the nature of concurrent therapy (if any), and the specific formulations employed and the structure of the anti-viral compounds or its derivatives.

As used herein, a "pharmaceutical addition salt or salts" is salt of the thienyl-imidazolo [4,5]pyridine compound which is modified by making acid or base salts of the anti-viral  
20 compounds. Examples of pharmaceutically acceptable salts include, but are not limited to, mineral or organic acid salts of basic residues such as amines; alkali or organic salts of acidic residues such as carboxylic acids. Preferably the salts are made using an organic or inorganic acid. These preferred acid addition salts are chlorides, bromides, sulfates, nitrates, phosphates, sulfonates, formates, tartrates, maleates, malates, citrates, benzoates, salicylates, ascorbates, and  
25 the like.

As used herein, a "pharmaceutical carrier" is a pharmaceutically acceptable solvent, suspending agent or vehicle for delivering the thienyl imidazolo [4,5]pyridine derivatives to the animal or human. The carrier may be liquid or solid and is selected with the planned manner of administration in mind.

As used herein, the "thienyl-imidazolo [4,5]pyridine derivatives" or "2-thienyl- imidazolo [4,5]pyridine compounds" or "2-(2-thienyl)imidazolo[4,5-b] pyridine compounds are derivatives"  
30 are the members of the group of compounds having the formula:



wherein n is 1-3, R is selected from the group consisting of hydrogen, alkyl having from 1 to 7 carbon atoms, chloro, bromo or fluoro, oxychloro, hydroxy, sulfhydryl, and alkoxy having the formula  $-O(CH_2)_yCH_3$ , wherein y is from 1 to 6, its prodrugs and pharmaceutically acceptable addition salts.

As used herein "alkyl" includes straight, branched chain and cyclic alkanes.

"Prodrugs" are considered to be any covalently bonded carriers which release the active parent drug according to the formula of the thienyl imidazolo [4,5]pyridine compounds described above in vivo when such prodrug is administered to a mammalian subject. Prodrugs of the thienyl imidazolo [4,5]pyridine compounds are prepared by modifying functional groups present in the compounds in such a way that the modifications are cleaved, either in routine manipulation or in vivo, to the parent compounds. Prodrugs include compounds wherein hydroxy, amine, or sulfhydryl groups are bonded to any group that, when administered to a mammalian subject, cleaves to form a free hydroxyl, amino, or sulfhydryl group, respectively. Examples of prodrugs include, but are not limited to, acetate, formate, or benzoate derivatives of alcohol and amine functional groups in the thienyl imidazolo [4,5]pyridine derivatives; formamide, acetamide and benzamide derivatives of the amino group; phosphate esters, dimethylglycine esters, aminoalkylbenzyl esters, aminoalkyl esters and carboxyalkyl esters of alcohol and phenol functional groups in the thienyl imidazolo [4,5]pyridine derivatives; and the like. Further protecting groups include carboxyl protecting groups disclosed in "Protective Groups in Organic Synthesis" (by Green & Wuts, 1999, 3<sup>rd</sup> Ed.); "Protecting Groups (Tieme Foundations Organic Chemistry Series N Group" (by Kocienskie; Tieme Medical Publishers; 1994), the relevant disclosures of which are hereby incorporated by reference.

As used herein, "anti-viral compounds" are thienyl-imidazolo [4,5]pyridine derivatives, and preferably, 2-(2-thienyl)-imidazolo [4,5]pyridine or the pharmaceutically acceptable acid addition salts or prodrugs thereof.

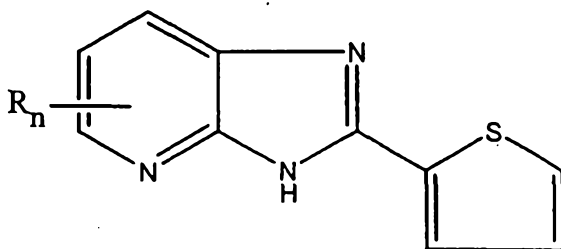
As used herein "viruses" includes viruses which infect animals or mammals, including humans. Viruses include retroviruses, HIV, influenza, polio viruses, herpes simplex, hepatitis B,

hepatitis C, other hepatitis viruses, Kaposi's sarcoma virus, rhinoviruses, bovine diarrhea virus, and the like, HIV and AIDS are immunosuppressant diseases.

As used herein "combination therapy" means that the patient in need of the drug is treated or given another drug for the disease in conjunction with the 2-thienyl- imidazo [4,5]pyridine derivatives. This combination therapy can be sequential therapy where the patient is treated first  
5 with one or more drugs and then the other, or two or more drugs are given simultaneously.

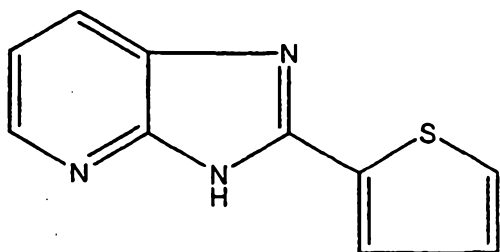
### B. THE ANTI-VIRAL COMPOUNDS

The 2-thienyl- imidazo [4,5]pyridine compounds useful herein have the formula:



10 wherein n is 1-3, R is selected from the group consisting of hydrogen, alkyl having from 1 to 7 carbon atoms, chloro, bromo or fluoro, oxychloro, hydroxy, sulfhydryl, alkoxy having the formula  $-O(CH_2)_yCH_3$ , wherein y is from 0 to 6, preferably from 1 to 6. Preferably the 2-(2-thienyl) imidazo [4,5-b]pyridine is substituted with an alkyl of less than 4 carbons, a halogen, preferably a chloro, nitro, hydroxy or oxychloro in the 7 or 8 position and the remaining  
15 substituents of the pyridine ring are hydrogen.

The preferred antiviral agent is 2-(2-thienyl) imidazo [4,5-b]pyridine:



or its pharmaceutical addition salts.

### C. SYNTHESIS

20 The thienyl imidazo [4,5]pyridine derivatives can be prepared in a number of ways well known to one skilled in the art of organic synthesis. Thienyl imidazo [4,5]pyridine derivatives can be synthesized using the methods described below, together with synthetic methods known in the art of synthetic organic chemistry, or variations thereon as appreciated by those skilled in the art. Preferred methods include but are not limited to those methods described  
25 below. Each of the references cited below are hereby incorporated herein by reference.

A general synthesis route begins with 2-chloropyridine which is nitrated in the presence of sulfuric acid to make 2-chloro-3-nitropyridine. This material is reacted with ammonium acetate in the presence of diglyme at about 160°C to form 2-amino-3-nitropyridine which is reduced to form 2,3-diaminopyridine. The 2,3-diaminopyridine is reacted with 2-

5 thiophenecarboxylic acid in the presence of polyphosphoric acid at about 125°C to prepare 2-(2-thienyl)imidazo [4,5]pyridine.

The preparation of 2-(2-thienyl)-imidazo [4,5]pyridine is described in Germaise, et al. J. Org. Chem., 1964, vol. 29, 3403 and Vanden Eynde, et al., Bull. Soc. Chem. Belg., vol. 2, No. 5 (1993). Coates, J. Medicine, 1993, vol. 36, pp. 1387-1392 describes the synthesis of other  
10 imidazo [4,5] pyridine derivatives.

The pharmaceutically acceptable salts of the present invention can be synthesized from the thienyl imidazo [4,5]pyridine derivatives which contain a basic or acidic moiety by conventional chemical methods. Generally, such salts can be prepared by reacting the free acid or base forms of these anti-viral compounds with a stoichiometric amount of the appropriate base or  
15 acid in water or in an organic solvent, or in a mixture of the two; generally, nonaqueous media like ether, ethyl acetate, ethanol, isopropanol, or acetonitrile are preferred. Lists of suitable salts are found in Remington's Pharmaceutical Sciences, 17th ed., Mack Publishing Company, Easton, Pa., 1985, p. 1418, the disclosure of which is hereby incorporated by reference.

The pharmaceutically acceptable salts of the thienyl imidazo [4,5]pyridine compounds  
20 include the conventional non-toxic salts or the quaternary ammonium salts of the thienyl imidazo [4,5]pyridine derivatives formed, for example, from non-toxic inorganic or organic acids. For example, such conventional non-toxic salts include those derived from inorganic acids such as hydrochloric, hydrobromic, sulfuric, sulfamic, phosphoric, nitric and the like; and the salts prepared from organic acids such as acetic, propionic, succinic, glycolic, stearic, lactic,  
25 malic, tartaric, citric, ascorbic, maleic, hydroxymaleic, phenylacetic, glutamic, benzoic, salicylic, sulfanilic, 2-acetoxybenzoic, fumaric, toluenesulfonic, methanesulfonic, ethane disulfonic, oxalic, isethionic, and the like.

#### D. DOSAGE

Any suitable dosage may be given in the method of the invention. The type of carrier  
30 and the amount will vary widely depending on the species of the warm blooded animal or human, and virus being treated. The dosage administered will, of course, vary depending upon known factors, such as the pharmacodynamic characteristics of the particular agent and its mode and route of administration; the age, health and/or weight of the recipient; the nature and extent of the symptoms; the metabolic characteristics of the drug and patient, the kind of concurrent treatment;  
35 the frequency of treatment; or the effect desired.

The thienyl imidazolo [4,5]pyridine is preferably micronized or powdered so that it is more easily dispersed and solubilized by the body. Processes for grinding or pulverizing drugs are well known in the art. For example, a hammer mill or similar milling device can be used. The preferred particle size is less than about 100 $\mu$  and preferably less than 50 $\mu$ .

5 Generally a dosage of as little as about 1 milligrams (mg) per kilogram (kg) of body mass is suitable, but preferably as little as 10 mg/kg and up to about 10,000 mg/kg can be used. Preferably from 10 mg/kg to about 5000 mg/kg is used. Most preferably the doses are between 250 mg/kg to about 5000 mg/kg. Doses useful in the treatment of viral infections are 250 mg/kg, 500 mg/kg, 2500 mg/kg, 3500 mg/kg, 4000 mg/kg, 5000 mg/kg and 6000 mg/kg. Any range of  
10 doses can be used. Generally 2-thienyl- imidazolo [4,5]pyridine derivatives can be administered on a daily basis one or more times a day, or 2-thienyl- imidazolo [4,5]pyridine derivatives can be given one to four times a week either in a single dose or separate doses during the day. Twice weekly dosing over a period of at least several weeks is preferred, and often dosing will be continued over extended periods of time and maybe for the lifetime of the patient. However, the  
15 dosage and the dosage regimen will vary depending on the ability of the patient to sustain the desired and effective plasma levels of the anti-viral agents in the blood.

Intravenously, the most preferred doses may range from about 1 to about 10 mg/kg/minute during a constant rate infusion.

The dosage for humans is generally less than that used in mice and is typically about 1/12  
20 of the dose that is effective in mice. Thus, if 500 mg/kg was effective in mice, a dose of 42 mg/kg would be used in humans. For a 60 kg man, this dose would be 2520 mg.

The anti-viral compounds are generally safe. The LD<sub>50</sub> is fairly high, about 1500 mg/kg given orally in mice and there are no special handling requirements. The anti-viral compounds can be given orally, and as they are not very soluble, they are preferably given in tablet form or as  
25 a suspension.

#### **E. METHOD OF ADMINISTERING AND DOSAGE DELIVERY FORMS**

The compounds of the present invention can be administered by any suitable means including, but not limited to, for example, oral, rectal, nasal, topical (including transdermal, aerosol, buccal and sublingual), vaginal, parenteral (including subcutaneous, intramuscular,  
30 intravenous and intradermal), intravesical or injection into or around the virus.

The dosage amounts are based on the effective inhibitory concentrations observed in anti-viral studies. The preferred route will vary with the (1) condition and age of the recipient, (2) virus being treated (3) nature of the infection and (4) desired blood levels. It is believed that parenteral treatment by intravenous, subcutaneous, or intramuscular application of the compounds

of the present invention formulated with an appropriate carrier, other antiviral agents or compounds or diluents to facilitate application will be the preferred method of administering the compounds to warm blooded animals.

5 The thienyl imidazolo [4,5]pyridine derivatives are preferably micronized or powdered so that it is more easily dispersed and solubilized by the body. Processes for grinding or pulverizing drugs are well known in the art. For example, a hammer mill or similar milling device can be used. The preferred particle size is less than about 100 $\mu$  and preferably less than 50 $\mu$ . These compounds are not very soluble, and therefore are preferably given in tablet form or as a suspension. Suitable methods of administering the compounds of the present invention and  
10 dosage forms can be found herein below.

The thienyl imidazolo [4,5]pyridine derivatives of this invention can be administered as treatment for viral infections by any means that produces contact of the active agent with the agent's site of action in the body. They can be administered by any conventional means available for use in conjunction with pharmaceuticals, either as individual therapeutic agents or in a  
15 combination of therapeutic. Preferably the compounds of the present invention is administered as a pharmaceutical formulation comprising at least one compound of the present invention, as defined above, together with one or more pharmaceutically acceptable carriers. It can be co-administered in the form of a tablet or capsule, as an agglomerated powder or in a liquid form or as a liposome.

20 The compounds of the present invention may also be administered in the form of liposome delivery systems, such as small unilamellar vesicles, large unilamellar vesicles, and multilamellar vesicles. Liposomes can be formed from a variety of phospholipids, such as cholesterol, stearylamine, or phosphatidylcholines.

The thienyl imidazolo [4,5]pyridine compounds or derivatives of the present invention  
25 can also be coupled with soluble polymers as targetable drug carriers. Such polymers can include polyvinylpyrrolidone, pyran copolymer, polyhydroxypropylmethacrylamide-phenol, polyhydroxyethylaspartamidephenol, or polyethyleneoxide-polylysine substituted with palmitoyl residues. Furthermore, the compounds of the present invention can be coupled to a class of biodegradable polymers useful in achieving controlled release of a drug, for example, polylactic  
30 acid, polyglycolic acid, copolymers of polylactic and polyglycolic acid, polyepsilon caprolactone, polyhydroxy butyric acid, polyorthoesters, polyacetals, polydihydropyrans, polycyanoacylates, and crosslinked or amphipathic block copolymers of hydrogels.

#### 1. Combination Therapy

The compounds of the present invention may additionally be combined with other antiviral  
35 compounds to provide an operative combination. As used herein "combination therapy"

means that the patient in need of the drug is treated or given another drug for the disease in conjunction with the thienyl- imidazo [4,5] pyridine derivatives. This combination therapy can be sequential therapy where the patient is treated first with at least one other drug and then the other, or two or more drugs are given simultaneously. The exact dose and method of administering the combination will depend upon the particular virus being treated and the type and extent of the combination therapy. It is intended to include any chemically compatible combination of a compound of this inventive group with other compounds of the inventive group or other compounds outside of the inventive group, as long as the combination does not eliminate the antiviral activity of the compound of this inventive group. For example, one or more thienyl imidazo [4,5]pyridine derivatives can be combined with other antiviral agents or potentiators. Potentiators are materials which affect the body's response to the anti-viral agent. In the case of HIV a combination therapy with AZT, TC-3 or protease inhibitors is effective. In the case of hepatitis, cyclovir, famciclovir or valacyclovir, Ribavirin, interferon or combinations of Ribavirin and Interferon or beta globulin is administered as a combination therapy. For herpes, a recombinant alpha interferon can be used as a combination therapy.

In some embodiments, the 2-(2-thienyl) imidazo[4,5]pyridine compound is used in combination with one or more potentiators and/or antiviral agents for the treatment of viral infections. An exemplary potentiator is triprolidine or its cis-isomer which are used in combination with chemotherapeutic agents and the 2-(2-thienyl) imidazo[4,5]pyridine compound. Triprolidine is described in US 5,114,951 (1992). Another potentiator is procodazole, 1H-Benzimidazole-2-propanoic acid; [ $\beta$ -(2-benzimidazole) propionic acid; 2-(2-carboxyethyl)benzimidazole; propazol]. Procodazole is a non-specific immunoprotective agent active against viral and bacterial infections that is used with the compositions claimed herein. It is effective with the 2-(2-thienyl) imidazo[4,5]pyridine compound in treating viral infections. Procodazole can also be combined with the 2-thienyl imidazo[4,5]pyridine compound and other antiviral agents. Other potentiators which can be used with 2-(2-thienyl) imidazo[4,5-b]pyridine compounds include monensin, an anti-sense inhibitor of the RAD51 gene, bromodeoxyuridine, dipyridamole, indomethacin, a monoclonal antibody, an anti-transferrin receptor immunotoxin, metoclopramide, 7-thia-8-oxoguanosine, N-solaneyl-N,N'-bis(3,4-dimethoxybenzyl)ethylenediamine, leucovorin, heparin, N-[4-[(4-fluorophenyl)sulfonyl]phenyl]acetamide, heparin sulfate, cimetidine, a radiosensitizer, a chemosensitizer, a hypoxic cell cytotoxic agent, muramyl dipeptide, vitamin A, 2'-deoxycoformycin, a bis-diketopiperazine derivative, and dimethyl sulfoxide.

In some embodiments of the invention, a 2-(2-thienyl) imidazo[4,5]pyridine compound is used in combination with one or more other therapeutic agents, such as anti-inflammatory, anti-

viral, anti-fungal, amoebicidal, trichomonocidal, analgesic, anti-neoplastic, anti-hypertensives, anti-microbial and/or steroid drugs, to treat antiviral infections. In some preferred embodiments, patients with viral infections are treated with a combination of one or more 2-(2-thienyl)imidazo[4,5]pyridine compounds with one or more of beta-lactam antibiotics, tetracyclines, chloramphenicol, neomycin, gramicidin, bacitracin, sulfonamides, nitrofurazone, nalidixic acid, 5 cortisone, hydrocortisone, betamethasone, dexamethasone, fluocortolone, prednisolone, triamcinolone, indomethacin, sulindac, acyclovir, amantadine, rimantadine, recombinant soluble CD4 (rsCD4), anti-receptor antibodies (for rhinoviruses), nevirapine, didanosine (dideoxyinosine, ddI, Videx™), stavudine (d4T, Zerit™), zalcitabine (dideoxycytosine, ddC, Hivid™), nevirapine (Viramune™), lamivudine (Epivir™, 3TC), protease inhibitors, saquinavir (Invirase™, Fortovase™), zalcitabine (dideoxycytosine, ddC, Hivid™), nevirapine (Viramune™), lamivudine (Epivir™, 3TC), protease inhibitors, saquinavir (Invirase™, Fortovase™), ritonavir (Norvir™), nelfinavir (Viracept™), efavirenz (Sustiva™), abacavir (Ziagen™), amprenavir (Agenerase™) indinavir (Crixivan™), ganciclovir, AzDU, delavirdine (Rescriptor™), rifampin, clathiromycin, erythropoietin, colony stimulating factors (G-CSF and GM-CSF), non-nucleoside reverse transcriptase inhibitors, nucleoside inhibitors, adriamycin, 10 fluorouracil, methotrexate, asparaginase and combinations thereof.

The combination therapy can be sequential, that is the treatment with one agent first and then the second agent, or it can be treatment with both agents at the same time. The sequential 20 therapy can be within a reasonable time after the completion of the first therapy before beginning the second therapy. The treatment with both agents at the same time can be in the same daily dose or in separate doses. For example treatment with one agent on day 1 and the other on day 2. The exact regimen will depend on the disease being treated, the severity of the infection and the response to the treatment.

## 25 2. Unit dosage

The compounds of the present invention may administered in a unit dosage form and may be prepared by any methods well known in the art. Such methods include combining the compounds of the present invention with a carrier or diluent which constitutes one or more accessory ingredients. Typically, the formulations are prepared by uniformly mixing the active 30 ingredient with liquid carriers or finely divided solid carriers or both, and then if necessary shaping the product. A pharmaceutical carrier is selected on the basis of the chosen route of administration and standard pharmaceutical practice. Each carrier must be "acceptable" In the sense of being compatible with the other ingredients of the formulation and not injurious to the subject. This carrier can be a solid or liquid and the type is generally chosen based on the type of 35 administration being used. Examples of suitable solid carriers include lactose, sucrose, gelatin,

agar and bulk powders. Examples of suitable liquid carriers include water, pharmaceutically acceptable fats and oils, alcohols or other organic solvents, including esters, emulsions, syrups or elixirs, suspensions, solutions and/or suspensions, and solution and or suspensions reconstituted from non-effervescent granules and effervescent preparations reconstituted from effervescent granules. Such liquid carriers may contain, for example, suitable solvents, preservatives, emulsifying agents, suspending agents, diluents, sweeteners, thickeners, and melting agents. Preferred carriers are edible oils, for example, corn or canola oils. Polyethylene glycols, e.g. PEG, are also good carriers.

Dosage forms (compositions suitable for administration) comprise from about 1 milligram to about 1000 milligrams of active ingredient per dosage unit. Preferably the dosage forms will contain from about 10 mg to about 500 mg. In these pharmaceutical compositions the active ingredient will ordinarily be present in an amount of about 0.5 to about 95% by weight based on the total weight of the dosage unit.

### 3. Pharmaceutical Kits

The present invention also includes pharmaceutical kits useful, for example, for the treatment of hepatitis infection, which comprise one or more containers containing a pharmaceutical composition comprising a therapeutically effective amount of a thienyl imidazo [4,5]pyridine derivatives. Such kits can further include, if desired, one or more of various conventional pharmaceutical kit components, such as, for example, containers with one or more pharmaceutically acceptable carriers, additional containers, etc., as will be readily apparent to those skilled in the art. Printed instructions, either as inserts or as labels, indicating quantities of the components to be administered, guidelines for administration, and/or guidelines for mixing the components, can also be included in the kit. In the present disclosure it should be understood that the specified materials and conditions are important in practicing the invention but that unspecified materials and conditions are not excluded so long as they do not prevent the benefits of the invention from being realized.

Specific examples of pharmaceutical acceptable carriers and excipients that may be used to formulate oral dosage forms of the present invention are described in US. Pat. No. 3,903,297 to Robert, issued Sept. 2, 1975.

Techniques and compositions for making dosage forms useful in the present invention are described herein below.

Oral formulations suitable for use in the practice of the present invention include capsules, gels, cachets, tablets, effervescent or non-effervescent powders or tablets, powders or granules; as a solution or suspension in aqueous or non-aqueous liquid; or as an oil-in-water

liquid emulsion or a water-in-oil emulsion. The compounds of the present invention may also be presented as a bolus, electuary or paste.

The formulations for oral administration may comprise a non-toxic, pharmaceutically acceptable, inert carrier such as lactose, starch, sucrose, glucose, methyl cellulose, magnesium stearate, dicalcium phosphate, calcium sulfate, mannitol, sorbitol, cyclodextrin and cyclodextrin derivatives and the like.

Capsule or tablets can be easily formulated and can be made easy to swallow or chew. Tablets may contain suitable binders, lubricants, diluents, disintegrating agents, coloring agents, flavoring agents, flow-inducing agents, and melting agents. A tablet may be made by compression or molding, optionally with one or more additional ingredients. Compressed tables may be prepared by compressing the active ingredient in a free flowing form (e.g., powder, granules) optionally mixed with a binder (e.g., gelatin, hydroxypropylmethylcellulose), lubricant, inert diluent, preservative, disintegrant (e.g., sodium starch glycolate, cross-linked carboxymethyl cellulose) surface-active or dispersing agent. Suitable binders include starch, gelatin, natural sugars such as glucose or beta-lactose, corn sweeteners, natural and synthetic gums such as acacia, tragacanth, or sodium alginate, carboxymethylcellulose, polyethylene glycol, waxes, and the like. Lubricants used in these dosage forms include sodium oleate, sodium stearate, magnesium stearate, sodium benzoate, sodium acetate, sodium chloride, and the like. Disintegrators include, without limitation, starch, methyl cellulose, agar, bentonite, xanthan gum, and the like. Molded tables may be made by molding in a suitable machine a mixture of the powdered active ingredient moistened with an inert liquid diluent.

The tablets may optionally be coated or scored and may be formulated so as to provide slow or controlled release of the active ingredient. Tablets may also optionally be provided with an enteric coating to provide release in parts of the gut other than the stomach.

Formulations suitable for topical administration in the mouth wherein the active ingredient is dissolved or suspended in a suitable carrier include lozenges which may comprise the active ingredient in a flavored carrier, usually sucrose and acacia or tragacanth; gelatin, glycerin, or sucrose and acacia; and mouthwashes comprising the active ingredient in a suitable liquid carrier.

Topical applications for administration according to the method of the present invention include ointments, cream, suspensions, lotions, powder, solutions, pastes, gels, spray, aerosol or oil. Alternately, a formulation may comprise a transdermal patch or dressing such as a bandage impregnated with an active ingredient and optionally one or more carriers or diluents. To be administered in the form of a transdermal delivery system, the dosage administration will, of course, be continuous rather than intermittent throughout the dosage regimen.

The topical formulations may desirably include a compound which enhances absorption or penetration of the active ingredient through the skin or other affected areas. Examples of such dermal penetration enhancers include dimethylsulfoxide and related analogues.

5 The oil phase of the emulsions of the composition used to treat subjects in the present invention may be constituted from known ingredients in a known manner. This phase may comprise one or more emulsifiers. For example, the oily phase comprises at least one emulsifier with a fat or an oil or with both a fat and an oil or a hydrophilic emulsifier is included together with a lipophilic emulsifier which acts as a stabilizer. Together, the emulsifier(s) with or without stabilizer(s) make up an emulsifying was, and the wax together with the oil and/or fat make up the  
10 emulsifying ointment base which forms the oily dispersed phase of the cream formulations.

Emulsifiers and emulsion stabilizers suitable for use in the formulation include Tween 60, Span 80, cetosteryl alcohol, myristyl alcohol, glyceryl monostearate and sodium lauryl sulphate, paraffin, straight or branched chain, mono-or dibasic alkyl esters, mineral oil. The choice of suitable oils or fats for the formulation is based on achieving the desired cosmetic properties, the  
15 properties required and compatibility with the active ingredient.

The compounds may also be administered vaginally for example, as pessaries, tampons, creams, gels, pastes, foams or spray formulations containing in addition to the active ingredient. Such carriers are known in the art.

Formulations for rectal administration may be presented as a suppository with a suitable  
20 base comprising, for example, cocoa butter or a salicylate.

Formulations suitable for nasal administration may be administered in a liquid form, for example, nasal spray, nasal drops, or by aerosol administration by nebulizer, including aqueous or oily solutions of the active ingredient. Formulations for nasal administration, wherein the carrier is a solid, include a coarse powder having a particle size, for example, of less than about 100  
25 microns, preferably less than about 50 microns, which is administered in the manner in which snuff is taken, i.e., by rapid inhalation through the nasal passage from a container of the powder held close up to the nose.

Formulations suitable for parenteral administration include aqueous and non-aqueous isotonic with the blood of the intended recipient; and aqueous and non-aqueous sterile  
30 suspensions which may include suspending systems which are designed to target the compound to blood components or one or more organs. The formulations may be presented in unit-dose or multi-dose sealed containers, for example, ampoules and vials. Extemporaneous injections solutions and suspensions may be prepared from sterile powders, granules and tablets of the kind previously described. Liposomes are preferred for intravenous administration of the 2-thienyl-  
35 imidazolo-[4,5-b] pyridine compound.

In general, water, a suitable oil, saline, aqueous dextrose (glucose), and related sugar solutions and glycols such as propylene glycol or polyethylene glycols are suitable carriers for parenteral solutions. Solutions for parenteral administration preferably contain a water soluble salt of the active ingredient, suitable stabilizing agents, and if necessary, buffer substances.

5 Antioxidizing agents such as sodium bisulfite, sodium sulfite, or ascorbic acid, either alone or combined, are suitable stabilizing agents. Also used are citric acid and its salts and sodium EDTA. In addition, parenteral solutions can contain preservatives, such as benzalkonium chloride, methyl- or propyl-paraben, and chlorobutanol. Suitable pharmaceutical carriers are described in Remington's Pharmaceutical Sciences, Mack Publishing Company, a standard  
10 reference text in this field.

Intravenously, the most preferred doses can range from about 1 to about 10 mg/kg/minute during a constant rate infusion. Thienyl imidazolo [4,5]pyridine derivatives can be administered in a single daily dose, or the total daily dosage can be administered in divided doses of two, three, or four times daily. The thienyl imidazolo [4,5]pyridine derivatives can be given in one or more  
15 doses on a daily basis or from one to three times a week.

The present invention additionally include administering compounds of the herein described formula for the use in the form of veterinary formulations, which may be prepared, for example, by methods that are conventional in the art.

Useful pharmaceutical dosage forms for administration of the compounds of this  
20 invention are illustrated as follows:

#### Capsules

A large number of unit capsules are prepared by filling standard two-piece hard gelatin capsules each with 100 milligrams of powdered active ingredient, 150 milligrams of lactose, 50 milligrams of cellulose, and 6 milligrams magnesium stearate.

#### 25 Soft Gelatin Capsules

A mixture of active ingredient in a digestible oil such as soybean oil, cottonseed oil or olive oil is prepared and injected by means of a positive displacement pump into gelatin to form soft gelatin capsules containing 100 milligrams of the active ingredient. The capsules are washed and dried.

#### 30 Tablets

A large number of tablets are prepared by conventional procedures so that the dosage unit was 100 milligrams of active ingredient, 0.2 milligrams of colloidal silicon dioxide, 5 milligrams of magnesium stearate, 275 milligrams of microcrystalline cellulose, 11 milligrams of starch and

98.8 milligrams of lactose. Appropriate coatings can be applied to increase palatability or delay absorption.

#### Injectable

5 A parenteral composition suitable for administration by injection is prepared by stirring 1.5% by weight of active ingredient in 10% by volume propylene glycol and water. The solution is made isotonic with sodium chloride and sterilized.

#### Suspension

10 An aqueous suspension is prepared for oral administration so that each 5 ml contain 100 mg of finely divided active ingredient, 200 mg of sodium carboxymethyl cellulose, 5 mg of sodium benzoate, 1.0 g of sorbitol solution, U.S.P., and 0.025 ml of vanillin.

### **F. METHOD OF TREATMENT**

The method of treatment can be any suitable method which is effective in the treatment of the particular virus or viral infection that is being treated. Treatment includes administering a therapeutically effective amount of the compounds of the present invention in a form described  
15 herein above, to a subject in need of treatment. As previously described, the composition can be administered oral, rectal, topical, vaginally, nasally, parenterally, intravenously and the like. The method of applying an effective amount varies depending on the viral infection being treated and the desired blood level. It is believed that parenteral treatment by intravenous, subcutaneous, or intramuscular application of thienyl imidazo [4,5]pyridine derivatives, formulated with an  
20 appropriate carrier, additional viral inhibiting compound or compounds or diluent to facilitate application will be the preferred method of administering the compounds to mammals or warm blooded animals.

#### **Mechanism**

25 The mechanism of action of the 2-(2-thienyl)-imidazo [4,5-b]pyridine derivatives is not known. Neither 2-(2-thienyl)-imidazo [4,5-b]pyridine or its hydrochloride salt showed activity as a protease inhibitor when screened using a fluorometric method or as an integrase inhibitor. These results are summarized in the following tables. 2-Thienyl-imidazo [4,5]pyridine hydrochloride salt autofluoresces and may cause some interference with this test.

#### **30 Protease Inhibition Assay**

Protease inhibition is evaluated using a fluorometric method. Enzyme (Bachem) is diluted to 116 µg/ml in 50mM NaOAC, 5 mM DTT, 2 mM EDTA, 10% glycerol (pH 5.0) and stored as 10 µl samples at - 20°C, HIV protease substrates I (Molecular Probes) is diluted to a

working concentration of 0.32 nmoles/ $\mu$ l. Enzyme (20  $\mu$ l) and drug (20  $\mu$ l) are added to each well of a microtiter plate as appropriate. Positive and negative controls are evaluated in parallel. Fluorescence is quantitated on Labsystems Fluroskan II using 355 nm/460nm at 37°C at time zero and at 30 minute intervals for 2 hours. In instances where autofluorescence precludes use of the fluorometric HIV-1 protease assay or confirmation of a result is required, an HPLC based protease assay can be employed.

#### Integrase Inhibition Assay

A biochemical integrase assay described by Craigie et al (HIV, vol. 2: A practical Approach) Biochemistry, Molecular Biology and Drug Discovery, Ed. J. Karn 1995) to screen agents for their ability to inhibit HIV-1 integrase. In this system, a kinased oligonucleotide serves as the target of 3' processing and the subsequent strand transfer reaction. The 3' processing reaction involves the removal of 2 nucleotides from the 3' ends of the substrate and this is followed by the strand transfer reaction in which the 3' ends are joined to the exposed 5' ends. The 20  $\mu$ l reaction mixture contains 25 mM MOPS (pH 7.2), 100  $\mu$ g/ml BSA, 10 mM  $\beta$ -mercaptoethanol, 10% glycerol, 7.5 mM MnCl<sub>2</sub>, 25 nM (7 ng) substrate (Oligo's Etc., Wilsonville, OR) and 200 nM (128 ng) integrase (NIAID AIDS Research and Reference Reagent Program, Bethesda, MD). The reaction proceeds at 37°C for 1-2 hours and is terminated by the addition of 20  $\mu$ l of sequencing stop solution (USB Amersham, Arlington Heights, IL). The reaction products are visualized by autoradiography following electrophoresis in 15% polyacrylamide 6M Urea gel. The substrate migrates as a 30 mer, the product of 3' processing migrates as an N-2 band and the strand transfer products migrate more slowly at various sizes larger than the substrate.

#### Protease Inhibition by 654021F - a known protease inhibitor

Concentration (nM)	0	1	10	100	1000
sample 1	30.7	26.1	29.2	26.5	10.0
sample 2	26.3	30.3	27.6	25.5	6.7
mean	28.5	28.2	28.4	26.0	8.3
% no drug control	100.0	99.0	99.7	91.3	29.3

#### Protease Inhibition by 2-(2-thienyl)-imidazo [4,5-b]pyridine

Concentration (nM)	0	1	10	100	1000
sample 1	30.7	27.1	33.2	75.4	219.4

sample 2	26.3	22.4	40.2	76.8	208.2
mean	28.5	24.7	36.7	76.1	213.8
% no drug control	100.0	86.9	128.9	267.3	751.1

Protease Inhibition by 2-(2-thienyl)-imidazolo [4,5-b]pyridine hydrochloride salt

Concentration (nM)	0	1	10	100	1000
sample 1	30.7	29.9	36.0	85.4	245.7
sample 2	26.3	22.6	34.1	84.2	248.8
mean	28.5	26.3	35.0	84.8	247.3
% no drug control	100.0	92.3	123.1	298	868.6

The EC<sub>50</sub> value is 0.699 μM for 654021.

5

HIV-1 Integrase Inhibition  
2-(2-thienyl)-imidazolo [4,5-b]pyridine

Concentration (μg/ml)	0	0.1	1	10	100
sample 1	9966	11155.2	10640.4	10814.1	7639.4
sample 2	9149	9998.8	9568.4	10345.1	6788.6
mean	9558	10577	10104	10580	7214
% no drug control	100.0	110.7	105.7	110.7	75.1

10

HIV-1 Integrase Inhibition by 2-(2-thienyl)-imidazolo [4,5-b]pyridine hydrochloride salt

Concentration (μg/ml)	0	0.1	1	10	100
sample 1	9966	9338.5	11838.2	10848.3	10212.5
sample2	9149	8948.8	12550.7	13750.3	10928.4
mean	9558	9144	12194	12299	10570
% no drug control	100.0	95.7	127.6	126.7	110.6

HIV-1 Integrase Inhibition by TPX - a known integrase inhibitor

Concentration (μM)	0	0.1	1	10
sample 1	9966	9065.7	1944.7	3263.1
sample 2	9149	7395.6	3182.4	2708.1

mean	9558	8231	2564	2986
% no drug control	100.0	85.1	26.8	31.2

The EC<sub>50</sub> value is 0.648  $\mu$ M for TPX and >100  $\mu$ g/ml for both the 2-(2-thienyl)-imidazolo [4,5-b]pyridine and its hydrochloride salt.

The following examples are illustrative and are not meant to be limiting to the invention.

5 The following methods were used in these tests.

#### Virus Preparation:

A pretitered aliquot of virus is removed from the freezer (-80°C) and allowed to thaw slowly to room temperature in a biological safety cabinet. The virus is resuspended and diluted into tissue culture medium such that the amount of virus added to each well in a volume of 50  $\mu$ l will be the amount determined to give complete cell killing at 6 days post infection. In general, the virus pools produced with IIIB isolate of HIV required the addition of 5 $\mu$ l of virus per well. Pools of RF virus were 5 to 10 fold more potent requiring 0.5 - 1 $\mu$ l of virus per well. TCID<sub>50</sub> calculation by endpoint titration in CEM-SS cells indicated that the multiplicity of infection of these assays ranged from 0.005 to 2.5.

15 Plate format:

The format of the test plate has been standardized. Each plate contains cell control wells (cells only), virus control wells (cells plus virus), drug toxicity control wells (cells plus drug only), drug colorimetric control wells (drug only) as well as experimental wells (drug plus cells plus virus).

20 XTT staining of screening plates:

After 6 days (or the experimental period) of incubation at 37°C in a 5% carbon dioxide incubator the test plates are analyzed by staining with the tetrazolium dye XTT. XTT-tetrazolium is metabolized by the mitochondrial enzymes of metabolically active cells to a soluble formazan product, allowing the rapid quantitative analysis of the inhibition of HIV-induced cell killing by anti-HIV test substances. On day 6 post-infection plates are removed from the incubator and observed. The use of round bottom microtiter plates allows rapid macroscopic analysis of the activity of a given test compound by the evaluation of pellet size. The results of the macroscopic observations were confirmed and enhanced by further microscopic analysis.

30 XTT solution is prepared daily as a stock of 1 mg/ml in PBS. Phenazine methosulfate (PMS) solution is prepared at 15 mg/ml in PBS and stored in the dark at -20°C. XTT/PMS stock is prepared immediately before use by diluting the PMS 1:100 into PBS and adding 40  $\mu$ l per ml

of XTT solution. Fifty microliters of XTT/PMS is added to each well of the plate and the plate is reincubated for 4 hours at 37°C. Adhesive plate sealers are used in place of the lids, the sealed plate is inverted several times to mix the soluble formazan product and the plate is read spectrophotometrically at 450 nm with a Molecular Devices Vmax plate reader. Percent cell reduction, percent cell viability, IC<sub>25,50, & 95</sub> and TC<sub>25,50, & 95</sub> can then be calculated.

#### Reverse Transcriptase Activity analysis:

A microtiter-based reverse transcriptase (RT) reaction is utilized (Buckheit et al (1991) AIDS Research and Human Retroviruses 7:295-302). Tritiated thymidine triphosphate (NEN)(TTP) is resuspended in distilled water at 5 Ci/ml. Poly rA and oligo dT are prepared as a stock solution which is kept at -20°C. The RT reaction buffer is prepared fresh on a daily basis and consists of 125 µl 1M EGTA, 125µl water, 125 µl Triton X-100, 50 µl Tris (pH 7.4), 50 µl 1 MDDT, and 40 µl 1M MgCl<sub>2</sub>. These three solutions are mixed together in a ratio of 1 part TTP, 2.5 parts poly rA:oligo dT, 2.5 parts reaction buffer and 4 parts distilled water. Ten microliters of this reaction mixture is placed in a round bottom microtiter plate and 15 µl of virus containing supernatant is added and mixed. The plate is incubated at 37°C for 60 minutes. Following reaction, the reaction volume is spotted onto filter mats, washed 6 times for 5 minutes each in a 5% sodium phosphate buffer, 2 times for 1 minute each in distilled water, 2 times for 1 minute each in 70% ethanol, and then dried. The dried filter mat is placed in a plastic sample bag, Betaplate scintillation fluid is added and the bag is heat sealed. Incorporated radioactivity is quantified utilizing a Wallac Microbeta scintillation counter.

Acute infection of most established human cell lines with HIV-1 results in the eventual establishment of a constitutive virus-producing chronically infected cell line. The cells can be passaged for long periods of time in culture without loss of virus production. These cells may be utilized to evaluate the effects of anti-HIV compounds on syncytium formation or to evaluate the effects of anti-HIV compounds on levels of virus production from these cells. Chronically infected cell lines exhibit little or no cell surface CD4 and cannot be super-infected with other isolates of HIV-1. Each of the cells contains an integrated HIV genome or provirus. Chronically infected CEM, H9 and U937 cell lines have been prepared and cultured by Southern Research Institute, Frederick MD and are available from them.

CEM-SS cells chronically infected with HIV isolate, for example SKI (CEM-SKI) are cultured in RPMI1640 tissue culture medium supplemented with 10% fetal bovine serum and antibiotics. Selection is performed by culturing the cells in the presence of the compound to be tested in T25 flasks. CEM-SKI or other infected cells with no added drug are used as the control

cells. Cells are allowed to grow to a density of approximately  $1 \times 10^6$  cells/ml and are then passaged at a 1:10 dilution. After a period of time, usually one week intervals of drug treatment, cells are evaluated to determine if the inhibitory activity of the compound has been affected by treatment of the cells with either compounds. The drug concentration in the flask is then

5 increased two-fold and the cells maintained as above.

The cell populations contain integrated copies of the HIV genome and constitutively produce HIV at relatively high levels or are latently infected and only produce virus after stimulation with phorbol esters, tumor necrosis factor or IL6 (U1 and ACH2). Reductions in virus products were observed when quantifying supernatant reverse transcriptase activity,

10 Toxicity Values are measured by XTT and activity of the compound in the tests is measured by a Reverse Transcriptase analysis.

### Example 1

#### HIV

In an *in vitro* screening test of 2-(2-thienyl)-imidazo [4,5-b]pyridine against an HIV-2 virus, CEMROD, the following data was obtained. Table 1 shows results of one test and Table 2 gives the results of a duplicate study.

15

**Table 1**  
Reverse Transcriptase Activity

Conc. $\mu\text{g/ml}$	0	0.32	1	3.2	1.0	32	100
sample 1	4206	5529	5086	4017	2206	390	68
sample 2	4961	6435	5476	4580	2190	450	68
sample 3	5829	5878	5002	4005	2812	382	80
average	4999	5947	5188	4201	2403	407	72
% virus control	100	119	103.8	84.0	48.1	8.1	1.4

20

**Toxicity Values**

Conc. $\mu\text{g/ml}$	0	0.32	1	3.2	1.0	32	100
sample 1	1.164	1.091	1.135	1.040	0.916	0.310	0.087
sample 2	1.091	1.200	1.169	1.092	0.894	0.331	0.87

25

sample 3	1.109	1.141	1.063	1.034	0.952	0.325	0.083
average	1.121	1.144	1.122	1.055	0.912	0.322	0.086
% cell control	100	102	100.1	94.1	81.3	28.7	7.6

**Table 2**

## Reverse Transcriptase Activity

Conc. µg/ml	0	0.32	1	3.2	1.0	32	100
sample 1	4752	5725	6264	5352	2531	177	60
sample 2	4989	6365	6984	4054	2081	241	44
sample 3	4709	4758	4251	5050	2776	173	28
Average	4817	5616	5833	4819	2463	197	44
% virus control	100	116.6	121.1	100.0	51.1	4.1	0.9

5

## Toxicity Values

Conc. µg/ml	0	0.32	1	3.2	1.0	32	100
sample 1	0.958	1.189	1.066	1.008	0.694	0.183	0.121
sample 2	0.924	1.074	1.038	0.924	0.726	0.168	0.133
sample 3	0.962	1.000	0.980	0.881	0.633	0.145	0.130
average	0.948	1.088	1.028	0.938	0.684	0.165	0.128
% cell control	100	114.7	108.4	98.9	72.2	17.4	13.5

As can be seen at the higher concentrations, the 2-(2-thienyl)-imidazo [4,5-b]pyridine is not toxic and shows efficacy in treating HIV.

**Example 2**

10

**HIV-1**

A long term in vitro study of 2-(2-thienyl)-imidazo [4,5-b]pyridine against an HIV-1 cell line, CEMSKI, was conducted at three different levels. The results with CEMSKI cells were reported at weekly intervals. The reverse transcriptase data is summarized below.

15

## CEMSKI cell line

Day	4	11	18	25	32	39	46	53
No Drug	3302	3483	4114	4841	3588	3161	4933	6392

7 µg/ml	2337	2695	1450	2397	2803	2386	3281	4542
15 µg/ml	281	362	928	717	824	736	497	374
30 µg/ml	129	157	88	165	152	164	201	104

Day	60	67	74	71	88	95	102	109
No Drug	5139	3451	5207	14417	12405	24236	25760	3052
7 µg/ml	5247	1743	3210	12277	10871	21274	15073	2840
15 µg/ml	671	932	1687	3274	4925	15117	13262	2190
30 µg/ml	324	173	257	867	5870	956	827	402

This test was run through 242 days and the data remained consistent.

The CEMSKI cell like is a viral strain of the CEMSS cell line.

- 5 When the hydrochloride salt of 2-(2-thienyl)-imidazolo [4,5-b]pyridine was tested in the same manner, similar results were obtained through 60 days.

### Example 3

#### CEMRF

- 10 A long term *in vitro* study of 2-(2-thienyl)-imidazolo [4,5-b]pyridine against an HIV-1 cell line, CEMRF, was conducted at three different levels. The results with CEMRF cells were reported at weekly intervals. The reverse transcriptase data is summarized below. The cultures treated with the 2-(2-thienyl)-imidazolo [4,5-b]pyridine showed no indication of resistance developing by day 186 at the 15 and 30 µg/ml level. CEMRF is a chronic HIV cell line.

Day	4	11	18	25	32	39	46	53
No Drug	12334	155438	18499	17679	10919	16969	12730	14630
7 µg/ml	6521	9246	18882	12916	10484	8873	12096	15008
15 µg/ml	6015	8997	17408	10044	6069	5047	4821	7961
30 µg/ml	2727	5314	13701	4235	1442	3302	1156	2873

15

Day	60	67	74	71	88	95	102	109
No Drug	9966	8361	9402	9414	9442	8341	9542	6228
7 µg/ml	9243	9241	8643	8422	8439	8435	8579	6440

15 µg/ml	4323	3210	5620	4821	5124	2293	3205	2138
30 µg/ml	1141	1281	1843	1209	1442	1687	1759	824

This test was run through 242 days and the data remained consistent.

#### Example 4

##### CEMIIB

- 5 A long term *in vitro* study of 2-(2-thienyl)-imidazo [4,5-b]pyridine against an HIV-1 cell line, CEMIIB was conducted at three different levels. The results with CEIIB cells were reported at weekly intervals. The reverse transcriptase data is summarized below. The CEMIIB is a viral strain of the CEMSS cell line and is a chronic HIV cell line.

Day	4	11	18	25	32	39	46	53
No Drug	4020	3447	1165	1060	1584	1332	1522	1402
7 µg/ml	4631	4222	843	1052	1456	4298	1643	1458
15 µg/ml	5622	1828	683	741	1005	948	1361	1281
30 µg/ml	1968	2145	554	436	712	520	281	543

10

Day	60	67	74	71	88	95	102	109
No Drug	1382	1842	2161	2061	1611	1402	1560	1265
7 µg/ml	1409	1903	1980	1832	1520	1367	1497	1165
15 µg/ml	679	1251	1361	1241	1201	562	1043	1036
30 µg/ml	406	391	651	281	241	102	256	376

This test was run through 242 days and the data remained consistent.

When the hydrochloride salt of 2-(2-thienyl)-imidazo [4,5-b]pyridine was tested in the same manner, similar results were obtained through 60 days.

15

#### Example 5

##### CEMROD

A long term *in vitro* study of 2-(2-thienyl)-imidazo [4,5-b]pyridine against an HIV-2 cell line, CEMROD was conducted at three different levels. The results with CEMROD cells were reported at weekly intervals. The reverse transcriptase data is summarized below.

Day	4	11	18	25	32	39	46	53
No Drug	8118	10003	7558	5099	6498	7860	6430	7630

7 µg/ml	8506	9471	6147	6302	5482	7253	4822	7257
15 µg/ml	7447	8887	5399	5040	4695	6277	2165	6546
30 µg/ml	4426	7092	3322	3212	3960	4543	1245	2402

Day	60	67	74	71	88	95	102	109
No Drug	6714	6435	5161	8588	9596	6431	7632	12791
7 µg/ml	7019	7215	6240	9052	10053	7482	8023	13890
15 µg/ml	5940	3215	4687	7256	8277	5116	6546	10349
30 µg/ml	2410	1843	1285	2121	2543	2245	2402	1140

This test was run through 242 days and the data remained consistent.

5

### Example 6

#### U937IIB

A long term *in vitro* study of 2-(2-thienyl)-imidazolo [4,5-b]pyridine against an HIV-1 cell line, U937IIB was conducted at three different levels. The results with U937IIB cells were reported at weekly intervals. The reverse transcriptase data is summarized below.

Day	4	11	18	25	32	39	46	53
No Drug	2233	2245	2345	2358	2861	2498	1506	1325
7 µg/ml	2100	2205	2245	2212	2347	2516	1968	1695
15 µg/ml	1188	713	993	1900	2003	1326	987	1221
30 µg/ml	996	180	417	588	716	625	542	208

10

Day	60	67	74	71	88	95	102	109
No Drug	2972	2169	6012	7798	7633	5813	5478	6425
7 µg/ml	2887	4170	6119	7786	6880	5041	5072	7437
15 µg/ml	1205	2314	5689	4265	6832	4988	3912	4294
30 µg/ml	504	782	1059	1414	1811	1988	1695	1542

This test was run through 242 days and the data remained consistent.

**Example 7****U937RF**

A long term *in vitro* study of 2-(2-thienyl)-imidazo [4,5-b]pyridine against U937RF, a protease resistant strain, was conducted at three different levels. The results with U937RF cells were reported at weekly intervals. The reverse transcriptase data is summarized below.

5

Day	4	11	18	25	32	39	46	53
No Drug	7189	9332	5299	6405	8233	12085	6810	7936
7 µg/ml	9711	9974	7462	6952	9161	11155	5178	5878
15 µg/ml	6397	8051	7932	5229	7277	12487	4703	4960
30 µg/ml	4841	5389	6988	6061	7572	8558	3065	3643

Day	60	67	74	71	88	95	102	109
No Drug	7933	7781	5082	7755	6939	5222	5682	4387
7 µg/ml	7586	6678	5927	7299	6996	5624	6002	13890
15 µg/ml	7952	6417	5903	7016	5887	4602	5229	5718
30 µg/ml	3445	4368	3639	1498	2697	2442	2815	2095

This test was run through 242 days and the data remained consistent.

When the hydrochloride salt of 2-(2-thienyl)-imidazo [4,5-b]pyridine was tested in the same manner, similar results were obtained through 60 days.

10

Similar results are obtained with U937KN1272, a protease resistant strain, reported below.

Day	4	11	18	25	32	39	46	53
No Drug	2803	8143	13911	14488	8058	9622	10781	13432
7 µg/ml	3503	10001	14176	14084	9919	8890	9238	9074
15 µg/ml	2354	7962	11866	13386	10413	8675	8124	7645
30 µg/ml	1209	4377	6376	9293	9903	6852	2502	2760

Day	60	67	74	71	88	95	102	109
No Drug	7232	8421	9112	8221	9321	9248	9468	9899
7 µg/ml	7460	7863	8976	8402	8522	9358	9221	8245
15 µg/ml	5534	4321	6974	5364	4297	5224	5361	7833

30 µg/ml	2478	1643	3270	4820	3184	2031	3427	1356
----------	------	------	------	------	------	------	------	------

This test was continued through 242 days and similar results were obtained.

When the hydrochloride salt of 2-(2-thienyl)-imidazo [4,5-b]pyridine was tested in the same manner, similar results were obtained through 60 days.

5

### Example 8

#### Hepatitis

In an *in vitro* virus production test of hepatitis B, HEPG2 2.2.15 the following results were obtained with 2-(2-thienyl)-imidazo [4,5-b]pyridine.

10

#### DNA Copy Number (per 3µl)

Conc. µg/ml	200	64	20	6.4	2	0.64	0
sample 1	0.3	1.2	8.2	44.3	134.5	249.2	361.3
sample 2	0.0	0.0	0.0	13.3	124.2	255.9	357.0
sample 3	0.1	0.0	0.0	26.1	145.8	261.6	299.3
mean	0.1	0.4	2.7	27.9	134.8	255.6	339.2
% virus control	0	0.1	0.8	8.2	39.8	75.3	100

#### Toxicity Values

Conc. µg/ml	200	64	20	6.4	2	0.64	0
sample 1	0.018	0.017	0.404	1.249	1.121	1.389	1.146
sample 2	0.017	0.018	0.389	1.157	1.246	1.334	1.249
sample 3	0.017	0.017	0.361	1.407	1.432	1.355	1.363
mean	0.017	0.017	0.385	1.271	1.266	1.359	1.253
% cell control	1.4	1.4	30.7	101.5	101.1	108.5	100

The IC<sub>50</sub> is 1.6µg/ml; the TC<sub>50</sub> is 16.3 µg/ml and the therapeutic index or TI is 10.1.

In a replicate experiment, the IC<sub>50</sub> is 10.71 µg/ml; the TC<sub>50</sub> is 16.8 µg/ml, and the TI is

15 23.4.

For comparison 3TC was tested and the following data were obtained:

#### DNA Copy Number (per 3µl)

Conc. µg/ml	1	0.32	0.1	0.032	0.01	0.0032	0
sample 1	6.0	36.7	73.0	192.6	286.1	265.4	308.6
sample 2	3.9	45.1	74.8	243.2	192.3	328.0	304.5
sample 3	2.1	56.5	60.5	255.3	276.7	247.9	246.8
mean	4.0	46.1	69.4	230.4	251.7	280.4	286.7
% virus control	1.4	13.1	24.2	80.4	87.8	97.8	100.0

20

#### Toxicity Values

Conc. $\mu\text{g/ml}$	1	0.32	0.1	0.032	0.01	0.0032	0
sample 1	1.423	1.082	1.151	1.074	1.001	1.009	1.146
sample 2	1.256	1.207	1.220	1.153	1.081	1.173	1.249
sample 3	1.322	1.227	1.200	1.316	1.099	1.230	1.363
mean	1.334	1.172	1.190	1.181	1.060	1.137	1.253
% cell control	106.5	93.6	95.0	94.3	84.6	90.8	100.0

The  $IC_{50}$  is 0.089  $\mu\text{g/ml}$ ; the  $TC_{50}$  is  $>1$   $\mu\text{g/ml}$  and the TI is 14.6.

In a replicate experiment, the  $IC_{50}$  is 0.021  $\mu\text{g/ml}$ ; the  $TC_{50}$  is  $>1$   $\mu\text{g/ml}$  and the TI is  $>47.6$ .

- 5 2-(2-thienyl)-imidazo [4,5-b]pyridine can be used to treat hepatitis B.

#### Example 9

#### Herpes Simplex Testing

- 10 2-(2-thienyl)-imidazo [4,5-b]pyridine was tested against HSV-2MS, a herpes simplex virus-2 in vero cells and compared with Acyclovir. The  $IC_{50}$  for Acyclovir is 0.81 and 0.85 in a replicate study. The  $TC_{50}$  is  $>1$  and the TI or therapeutic index is  $>1.2$ . For 2-(2-thienyl)-imidazo [4,5-b]pyridine the  $IC_{50}$  is 62.1 the  $TC_{50}$  is 82.8 and the TI or therapeutic index is 1.3.

#### Example 10

#### Kaposi's Sarcoma

- 15 2-(2-thienyl)-imidazo [4,5-b]pyridine was tested against Kaposi's Sarcoma, a herpes virus, in vitro using the Human Herpes Virus 8 (HHV8) cell line, TPA-induced BCBL-1 cells. The DNA copy number and the toxicity value were measured and compared with Cidofovir.

#### Data for Cidofovir

#### DNA Copy Number (per 3 $\mu\text{l}$ )

Conc. $\mu\text{M}$	25	8	2.5	0.8	0.25	0.08	0
sample 1	0	8.9	1329.8	7521	6668.9	8485.1	8855.9
sample 2	0.0	0.0	1198.3	5985.4	6336.3	7948.1	9744.2
sample 3	0.0	0.0	1275.7	1819.5	6995.5	9000.8	8075.7
average	0.0	3.0	1276.9	5108.6	6666.9	8478.0	8891.9
% virus control	0.0	0.0	14.3	57.5	75.0	95.3	100.0

#### Toxicity Values

Conc. $\mu\text{M}$	25	8	2.5	0.8	0.25	0.08	0
sample 1	0.443	0.639	0.794	0.824	0.867	0.864	0.954
sample 2	0.398	0.700	0.684	0.770	0.819	0.797	0.924
sample 3	0.447	0.677	0.704	0.814	0.934	0.780	1.030
average	0.430	0.672	0.728	0.803	0.874	0.814	0.970
% cell control	4403	69.3	75.0	82.8	90.1	83.9	100.0

20

$IC_{50}$   $\mu\text{M}$  = 1.1  
 $TC_{50}$   $\mu\text{M}$  = 21.1  
 TI = 19.2

## Data for 2-(2-thienyl)-imidazo [4,5-b]pyridine

## DNA Copy Number (per 3µl)

Conc. µM	200	64	20	6.4	2	0.64	0
sample 1	1680.4	615.0	11619.4	11795.6	13427.5	16524.7	14173.6
sample 2	2041.2	510.3	15173.8	15297.5	11819.4	16524.9	13576.8
sample 3	2340.8	156.6	7172.3	14536.1	15714.5	12316.8	15824.5
average	2020.8	427.3	11321.8	13876.4	13653.8	14122.1	14525.0
% virus control	13.9	2.9	77.9	95.5	94.0	97.2	100.0

## Toxicity Values

Conc. µM	200	64	20	6.4	2	0.64	0
sample 1	0.068	0.020	0.701	1.198	1.155	1.034	1.059
sample 2	0.067	0.016	0.706	1.119	1.182	1.201	1.056
sample 3	0.067	0.013	0.782	1.193	1.179	1.245	1.034
average	0.067	0.016	0.729	1.170	1.172	1.160	1.049
% cell control	6.4	1.5	69.5	111.5	111.7	110.5	100.0

5

$$IC_{50} \mu M = 36.4$$

$$TC_{50} \mu M = 32.6$$

## Example 11

## Anti-fungal Activity

10 2-(2-thienyl)-imidazo [4,5-b]pyridine was tested against a number of fungi *in vitro*. It was active against *Cryptococcus neoformans* and *Curvularia lunata*. The cidal activity for the *C. neoformans* is high enough that it is clear static against this yeast. This test was conducted using a method based upon NCCLS reference method M-27A published in 1997. Solvent, medium and growth controls were set-up with the tests. Once these were read to validate the test performance, 15 the QC fungi were read to insure they had expected results. These steps validated the test system. DMSO was used as a drug-chemical solvent. These test were read following incubation at 35°C when the QC organisms (*Candida* spp.) showed good growth. MIC values were concentrations in which growth was inhibited or reduced at least 90% in comparison to the control growth. The 90% cut-off is necessary for azoles, which are static and not cidal. The FMC or cidal level was 20 determined by sub-culturing a sample from each tube showing no growth.

*Curvularia lunata* causes mycotic keratitis, sinus and deep organ infections. It is opportunistic in immunocompromised patients.

25 *Cryptococcus neoformans* is an opportunistic pathogen involving the central nervous system in AIDS patients and is a yeast having protective polysaccharide capsule that is a basidiomycete.

The abbreviations used for the compounds tested are:

AmB is amphotericin B

Thia is thiabendazole

Methyl is methyl 1,2- benzimidazole carbamate or benomyl

Itra is Itraconazole

5 THP is 2-(2-thienyl)- imidazo [4,5-b]pyridine

MIC data ( $\mu\text{g/ml}$ )

*Curvularia lunata*

THP	AmB	Thia	Methyl	Itra
0.03	0.03	$\geq 32$	0.06	0.03

MIC data ( $\mu\text{g/ml}$ )

*Cryptococcus neoformans*

10

THP	AmB	Thia	Methyl	Itra
0.03	0.25	16	8	0.03


Table 6

MFC data ( $\mu\text{g/ml}$ )

*Cryptococcus neoformans*

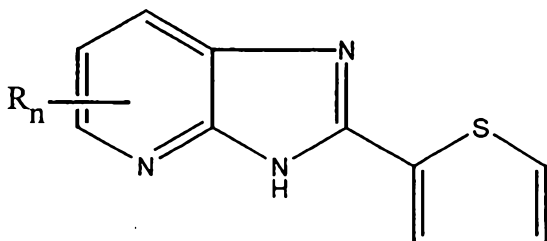
THP	AmB	Thia	Methyl	Itra
$>32$	1	$>32$	$>32$	$>32$

Throughout the description and claims of this specification the word "comprise" and variations of that word such as "comprises" and "comprising" are not intended to exclude other additives, components, integers or steps.



THE CLAIMS DEFINING THE INVENTION ARE AS FOLLOWS:

1. A method of treating a fungal or a viral infection in a subject in need thereof comprising administering to the subject a pharmaceutical composition comprising a pharmaceutically acceptable carrier and a therapeutically effective amount of a 2-thienyl imidazo [4,5]pyridine derivative having the formula:



wherein

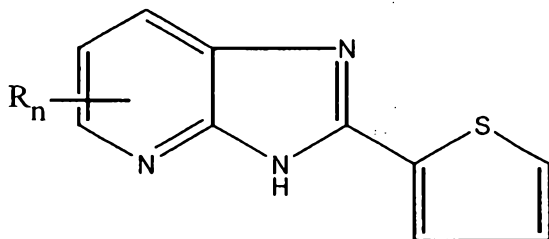
n is from 1 to 3;

R is selected from the group consisting of hydrogen, alkyl having from 1 to 7 carbon atoms, chloro, bromo, fluoro, oxychloro, hydroxy, sulfhydryl, and alkoxy having the formula  $-\text{O}(\text{CH}_2)_y\text{CH}_3$  wherein y is from 0 to 6;

a prodrug thereof, or a pharmaceutically acceptable addition salt thereof.

2. The method of Claim 1 wherein said composition comprises from 1 mg to 6000 mg of said 2-thienyl imidazo[4,5]pyridine derivative or a pharmaceutical addition salt thereof.
3. The method of Claim 1 or 2 wherein said pharmaceutically acceptable addition salt is selected from the group consisting of chlorides, bromides, sulfates, nitrates, phosphates, sulfonates, formates, tartrates, maleates, malates, citrates, benzoates, salicylates, ascorbates and mixtures thereof.
4. The method of any one of Claims 1 to 3 wherein said composition is in a solid form and wherein said pharmaceutically acceptable carrier is selected from the group consisting of lactose, sucrose, gelatin, cyclodextrin, substituted cyclodextrin and agar.
5. The method of any one of Claims 1 to 3 wherein said composition is in a liquid form and wherein said pharmaceutically acceptable carrier is selected from the group consisting of an aqueous solution, an alcohol solution, an emulsion, a liposome, a suspension solution, a suspension reconstituted from non-effervescent granules, effervescent preparation reconstituted from effervescent granules, and a suspension in a pharmaceutically acceptable fat or oil.

6. The method of Claim 4 or 5 wherein said composition further comprises a component selected from the group consisting of suspending agents, diluents, sweeteners, flavorants, colorants, preservatives, emulsifying agents, coloring agents, and mixtures thereof.
7. The method of any one of Claims 1 to 6 wherein said composition further comprises a therapeutic agent, or an antiviral compound other than a 2-thienyl imidazo [4,5]pyridine derivative.
8. The method of Claim 7 wherein said antiviral compound is selected from the group consisting of 3'-azido-3'deoxythymidine, 3'-thia-2',3'-dideoxycytidine, and a protease inhibitor.
9. The method of Claim 8 wherein said viral infection is caused by a virus selected from the group consisting of HIV, herpes simplex, hepatitis, retroviruses, and Kaposi's sarcoma.
10. The method of any one of Claims 1 to 9 wherein said 2-thienyl imidazo [4,5]pyridine derivative is 2-(2-thienyl)-imidazo [4,5-b]pyridine.
11. Use of a pharmaceutical composition in the preparation of a medicament for treating a viral or fungal infection, said pharmaceutical composition comprising a pharmaceutically acceptable carrier and a therapeutically effective amount of a 2-thienyl imidazo [4,5]pyridine derivative having the formula:



wherein

n is from 1 to 3;

R is selected from the group consisting of hydrogen, alkyl having from 1 to 7 carbon atoms, chloro, bromo, fluoro, oxychloro, hydroxy, sulphydryl, and alkoxy having the formula  $-\text{O}(\text{CH}_2)_y\text{CH}_3$  wherein y is from 0 to 6;

a prodrug thereof, or a pharmaceutically acceptable addition salt thereof.

12. The use according to Claim 11 wherein said composition comprises from 1 mg to 6000 mg of said 2-thienyl imidazo[4,5]pyridine derivative or a pharmaceutical addition salt thereof.

13. The use according to Claim 11 or 12 wherein said pharmaceutically acceptable addition salt is selected from the group consisting of chlorides, bromides, sulfates, nitrates, phosphates, sulfonates, formates, tartrates, maleates, malates, citrates, benzoates, salicylates, ascorbates and mixtures thereof.

14. The use according to any one of Claims 11 to 13 wherein said composition is in a solid form and wherein said pharmaceutically acceptable carrier is selected from the group consisting of lactose, sucrose, gelatin, cyclodextrin, substituted cyclodextrin and agar.

15. The use according to any one of Claims 11 to 13 wherein said composition is in a liquid form and wherein said pharmaceutically acceptable carrier is selected from the group consisting of an aqueous solution, an alcohol solution, an emulsion, a liposome, a suspension solution, a suspension reconstituted from non-effervescent granules, effervescent preparation reconstituted from effervescent granules, and a suspension in a pharmaceutically acceptable fat or oil.



16. The use according to Claim 14 or 15 wherein said composition further comprises a component selected from the group consisting of suspending agents, diluents, sweeteners, flavorants, colorants, preservatives, emulsifying agents, coloring agents, and mixtures thereof.

17. The use according to any one of Claims 11 to 16 wherein said composition further comprises a therapeutic agent, or an antiviral compound other than a 2-thienyl imidazolo [4,5]pyridine derivative.

18. The use according to Claim 17 wherein said antiviral compound is selected from the group consisting of 3'-azido-3'-deoxythymidine, 3'-thia-2',3'-dideoxycytidine, and a protease inhibitor.

19. The use according to Claim 18 wherein said viral infection is caused by a virus selected from the group consisting of HIV, herpes simplex, hepatitis, retroviruses, and Kaposi's sarcoma.

20. The use according to any one of Claims 11 to 19 wherein said 2-thienyl imidazolo [4,5]pyridine derivative is 2-(2-thienyl)-imidazolo [4,5-b]pyridine.



21. A method of treating a fungal or a viral infection according to claim 1 substantially as hereinbefore described.

22. Use of a pharmaceutical composition according to claim 11 substantially as hereinbefore described.

DATED: 13 May, 2003

PHILLIPS ORMONDE & FITZPATRICK

Attorneys for:

THE UNIVERSITY OF ARIZONA FOUNDATION

