



US00D349840S

# United States Patent [19]

[11] Patent Number: Des. 349,840

Fuller

[45] Date of Patent: \*\* Aug. 23, 1994

[54] STEERING WHEEL LOCK

Primary Examiner—Brian N. Vinson

[75] Inventor: Kip L. Fuller, Littleton, Colo.

Attorney, Agent, or Firm—Wood, Herron & Evans

[73] Assignee: Innovisions Technology Group, Inc., Littleton, Colo.

### [57] CLAIM

[\*\*] Term: 14 Years

The ornamental design for a steering wheel lock, as shown and described.

[21] Appl. No.: 15,662

### DESCRIPTION

[22] Filed: Nov. 23, 1993

FIG. 1 is a front elevational view of one embodiment of a steering wheel lock design incorporating the design of my invention;

[52] U.S. Cl. .... D8/331

FIG. 2 is a top plan view thereof;

[58] Field of Search ..... D8/330-331,

FIG. 3 is a rear elevational view thereof;

D8/333, 339, 341; 70/14, 233, 237-238, 245,

FIG. 4 is a bottom plan view thereof;

247, 252

FIG. 5 is a left side elevational view thereof;

FIG. 6 is a right side elevational view thereof;

### [56] References Cited

FIG. 7 is a front elevational view of another embodiment of a steering wheel lock design incorporating the design of my invention;

#### U.S. PATENT DOCUMENTS

FIG. 8 is a top plan view thereof;

D. 325,157 4/1992 Chen ..... D8/331

FIG. 9 is a rear elevational view thereof;

D. 339,519 9/1993 Chen et al. .... D8/331

FIG. 10 is a bottom plan view thereof;

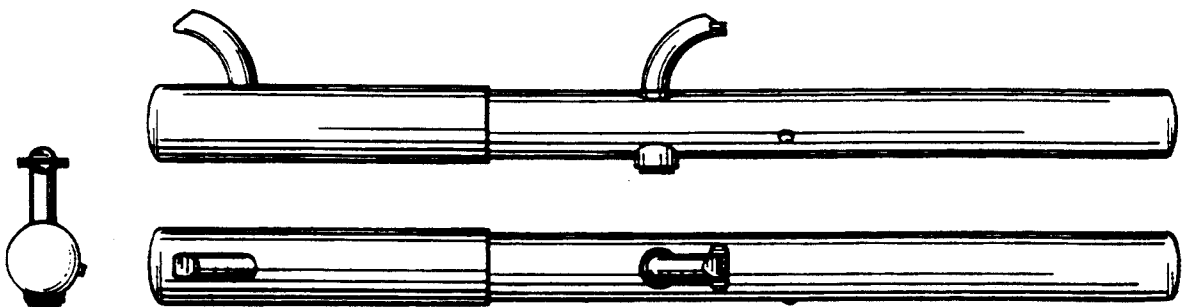
D. 339,520 9/1993 Chen ..... D8/331

FIG. 11 is a left side elevational view thereof; and,

D. 342,886 1/1994 Su ..... D8/331

FIG. 12 is a right side elevational view thereof.

5,259,222 11/1993 Jang ..... 70/238 X






FIG. 1



FIG. 2




FIG. 3



FIG. 4



FIG. 5



FIG. 6




FIG. 7




FIG. 8

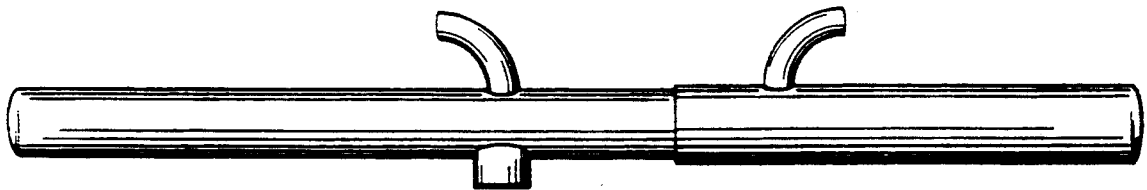


FIG. 9



FIG. 10



FIG. 11



FIG. 12