United States Patent [19]

Ando

[11] **Patent Number: Des. 278,533**

[45] **Date of Patent: ** Apr. 23, 1985**

[54] **TELEPHONE**

[75] Inventor: **Tetsuro Ando**, Tokyo, Japan

[73] Assignee: **KabushikiKaisha Taikodenki Seisakusho**, Tokyo, Japan

[**] Term: **14 Years**

[21] Appl. No.: **389,379**

[22] Filed: **Jun. 17, 1982**

[30] **Foreign Application Priority Data**

Dec. 18, 1981 [JP] Japan 56-56292

[52] **U.S. Cl.** **D14/53**; D14/58; D14/62

[58] **Field of Search** ..... D14/53, 58, 59, 60, D14/62; 179/179, 100 D, 100 R, 100 C

[56] **References Cited**

U.S. PATENT DOCUMENTS

D. 246,050	12/1977	Peral-Hernandez	D14/53
D. 259,212	5/1981	Foggia et al.	D14/53
D. 260,643	9/1981	Foggia et al.	D14/60
D. 269,089	5/1983	Foggia et al.	D14/53
D. 270,836	10/1983	Breger	D14/53
D. 272,906	6/1984	Heinzelman	D14/58
D. 273,108	3/1984	Breger	D14/53
D. 273,110	3/1984	Genaro	D14/58
D. 274,243	6/1984	Asaki et al.	D14/58
3,916,103	10/1975	Morrell et al.	179/100 D

Primary Examiner—A. Hugo Word
Assistant Examiner—Horace B. Fay
Attorney, Agent, or Firm—Murray Schaffer

[57] **CLAIM**

The ornamental design for a telephone, as shown and described.

DESCRIPTION

FIG. **1** is a top, front and right side perspective view of a telephone showing my new design;
FIG. **2** is a top plan view thereof;
FIG. **3** is a right side elevational view thereof;
FIG. **4** is a left side elevational view thereof;
FIG. **5** is a bottom plan view thereof; and
FIG. **6** is a rear elevational view thereof.

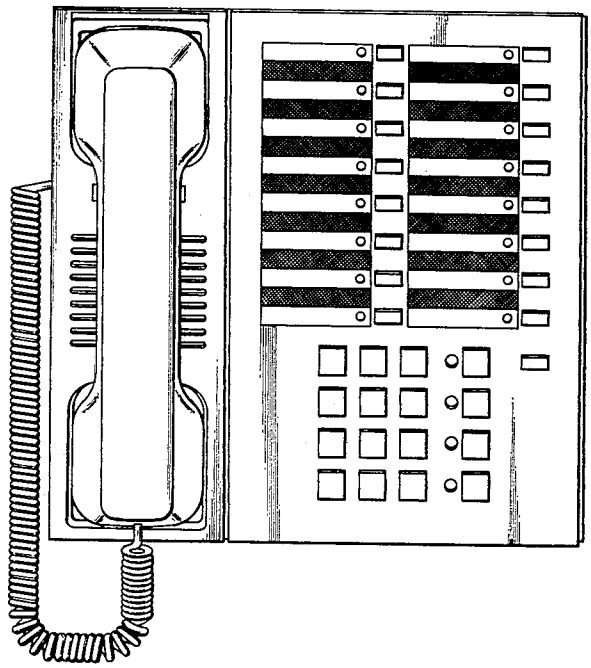

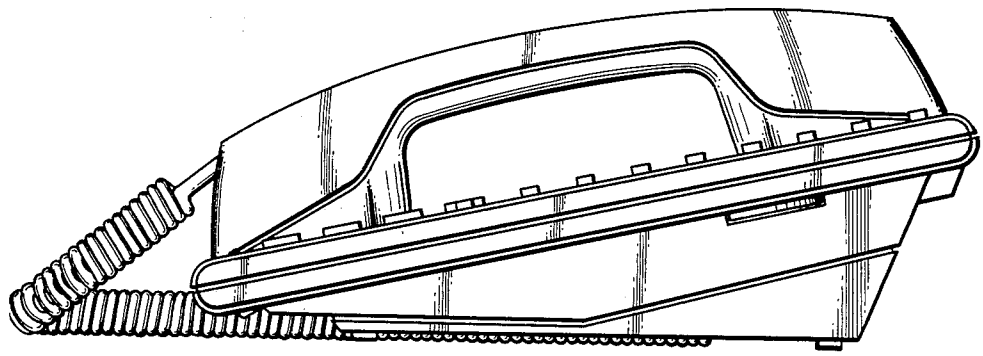

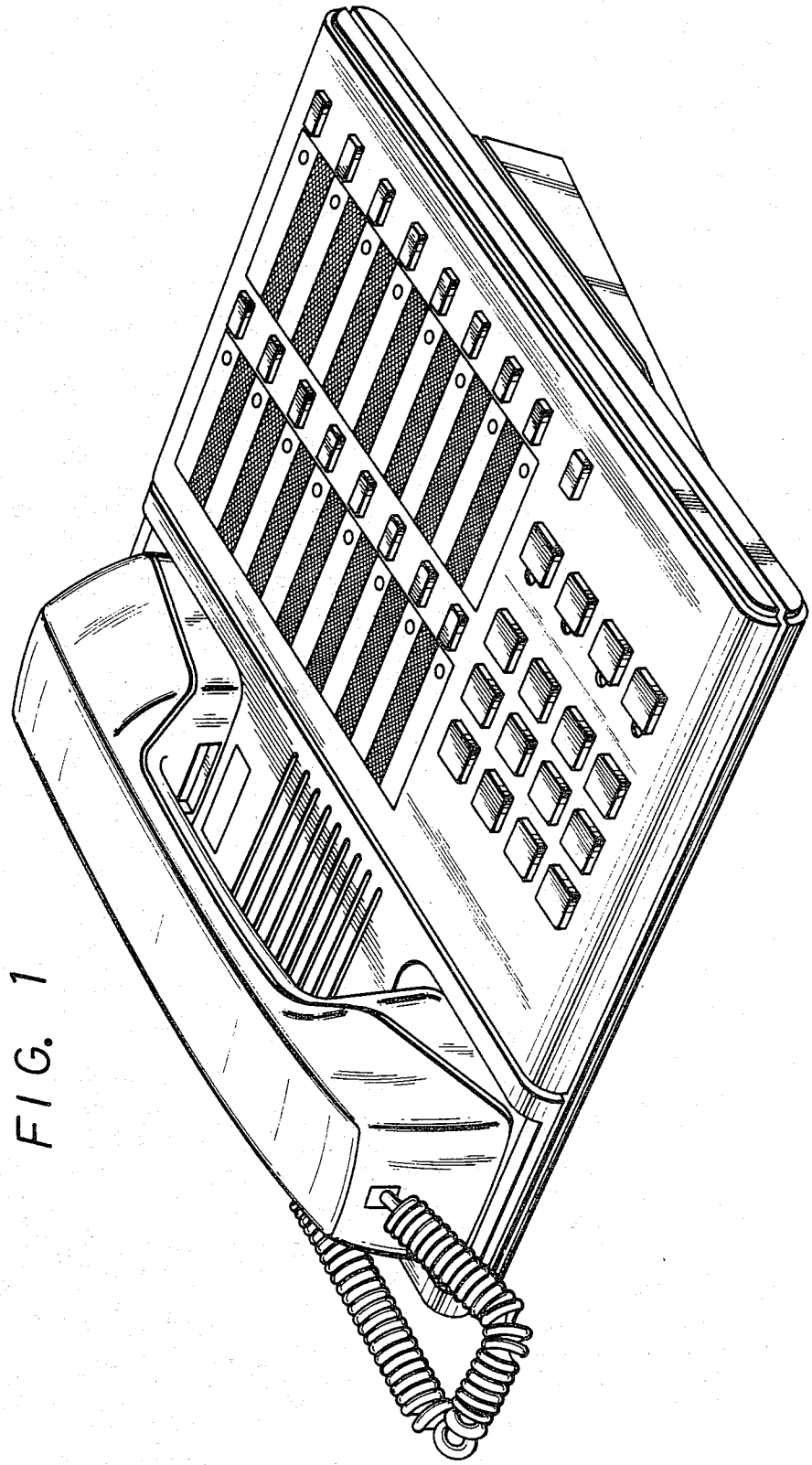

FIG. 1

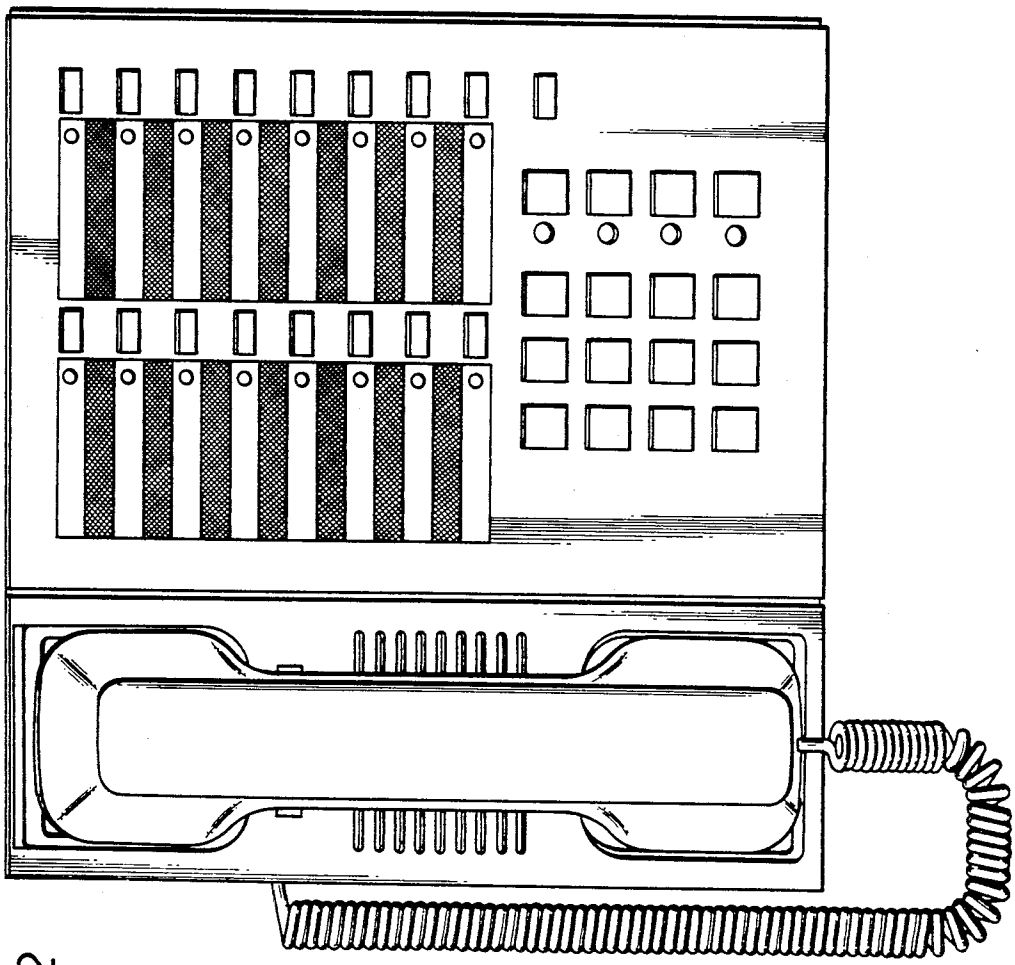

FIG. 2

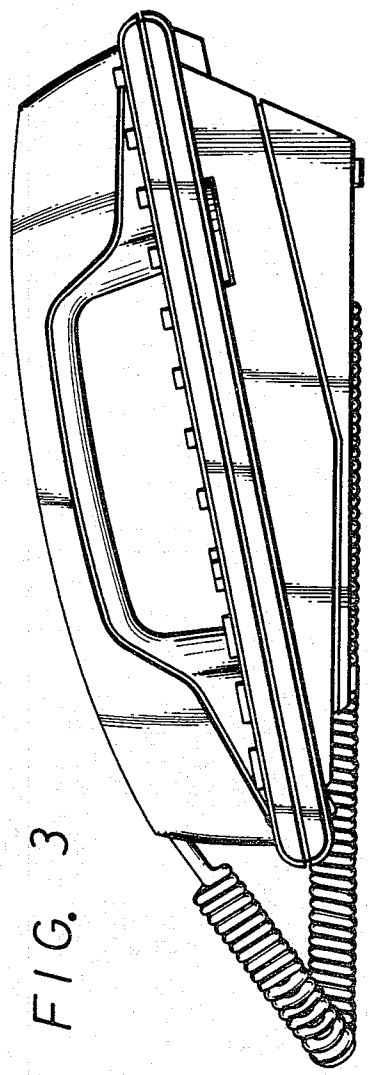

FIG. 3

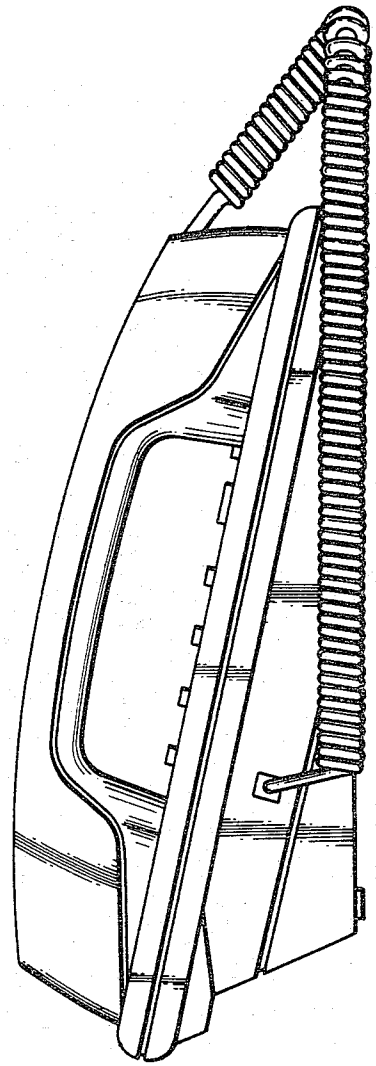

FIG. 4

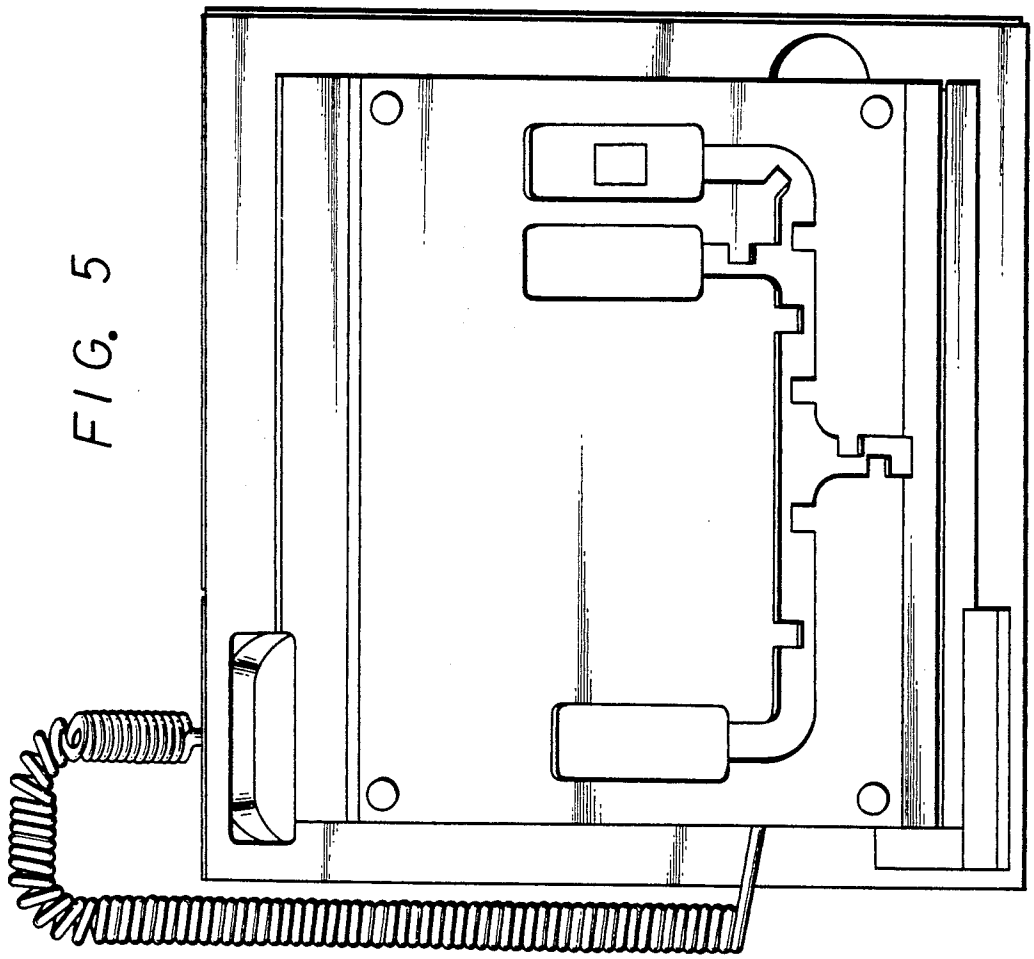

FIG. 5

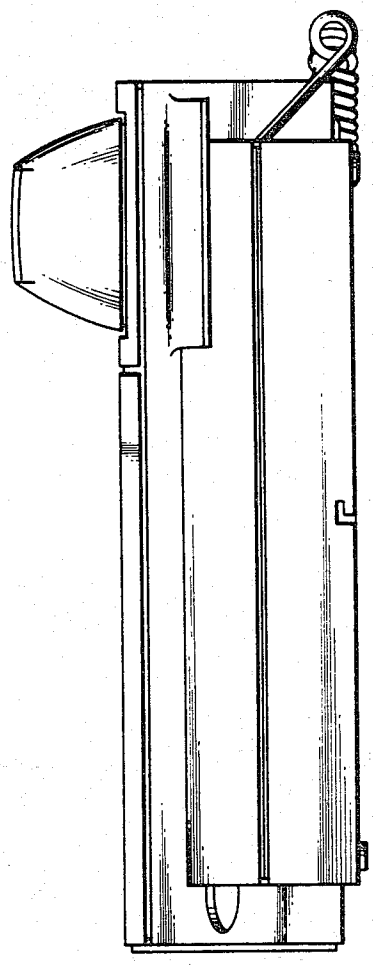

FIG. 6