



US00D407080S

# United States Patent [19] Fu

[11] **Patent Number: Des. 407,080**

[45] **Date of Patent: \*\*Mar. 23, 1999**

[54] **FRONT BEZEL FOR DESKTOP PERSONAL COMPUTER**

D. 374,439 10/1996 Paterson et al. .... D14/115

[75] Inventor: **Richard C. Y. Fu**, Cerritos, Calif.

*Primary Examiner*—Freda Nunn

[73] Assignee: **Hon Hai Precision Ind. Co., Ltd.**,  
Taipei Hsien, Taiwan

[57] **CLAIM**

The ornamental design for a front panel for a front bezel for desktop personal computer, as shown and described.

[\*\*] Term: **14 Years**

**DESCRIPTION**

[21] Appl. No.: **78,848**

[22] Filed: **Oct. 16, 1997**

[51] **LOC (6) Cl.** ..... **14-02**

[52] **U.S. Cl.** ..... **D14/115**

[58] **Field of Search** ..... D14/100, 102,  
D14/107-109, 115, 257, 258, 137, 156,  
217; D10/103; D13/162, 184, 199, 164,  
177; 312/223.2; 361/600, 622, 724-728;  
428/99

FIG. 1 is a perspective view of a front bezel for desktop personal computer showing my new design;

FIG. 2 is a rear elevational view thereof;

FIG. 3 is a left side elevational view thereof;

FIG. 4 is a front elevational view thereof;

FIG. 5 is a right side elevational view thereof;

FIG. 6 is a top plan view thereof; and,

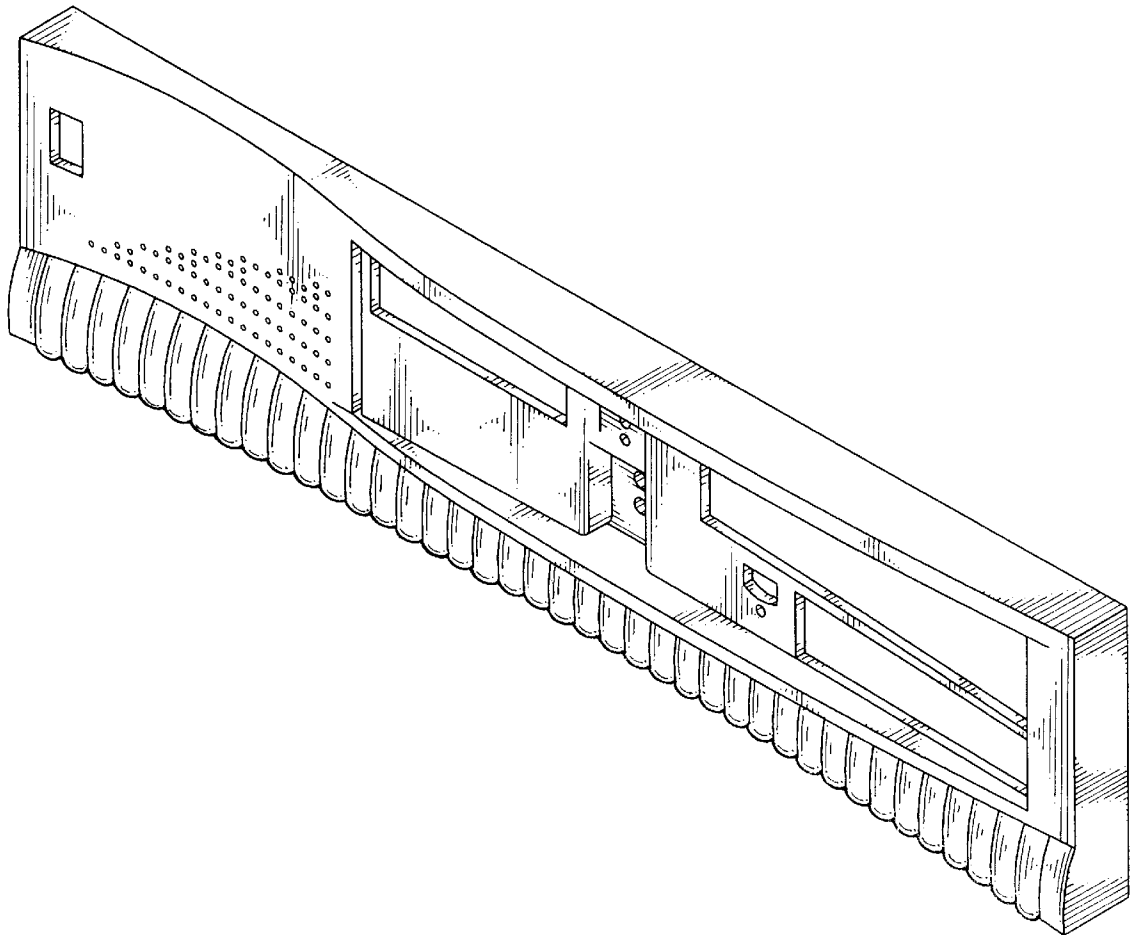
FIG. 7 is a bottom plan view thereof.

[56] **References Cited**

**U.S. PATENT DOCUMENTS**

D. 367,048 2/1996 Lin ..... D14/115

**1 Claim, 7 Drawing Sheets**



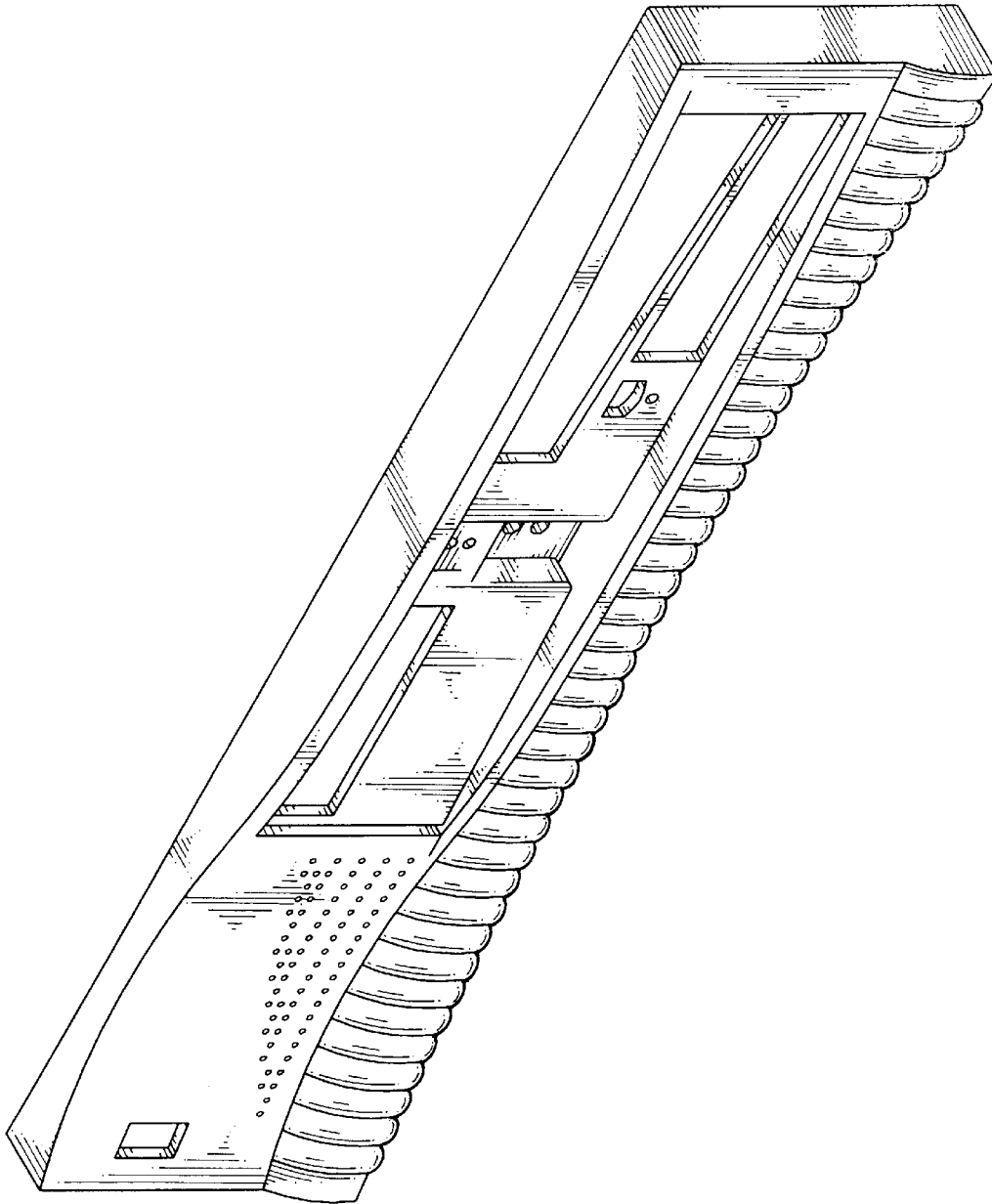


FIG.1

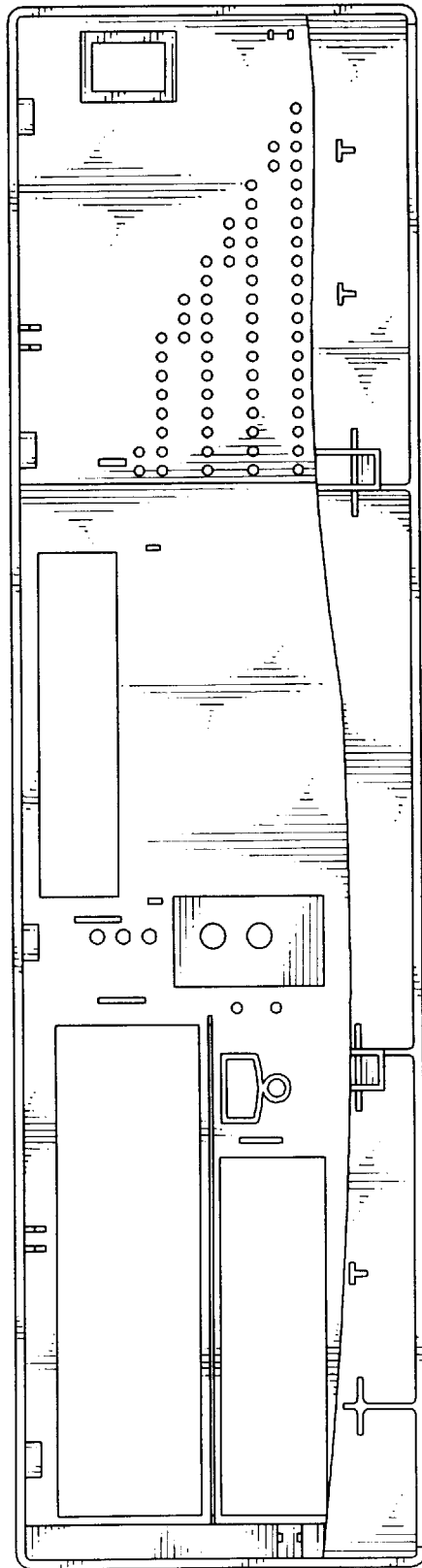


FIG. 2

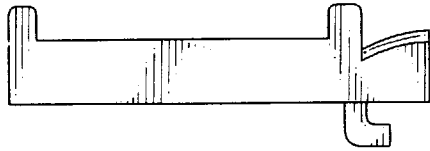


FIG. 3

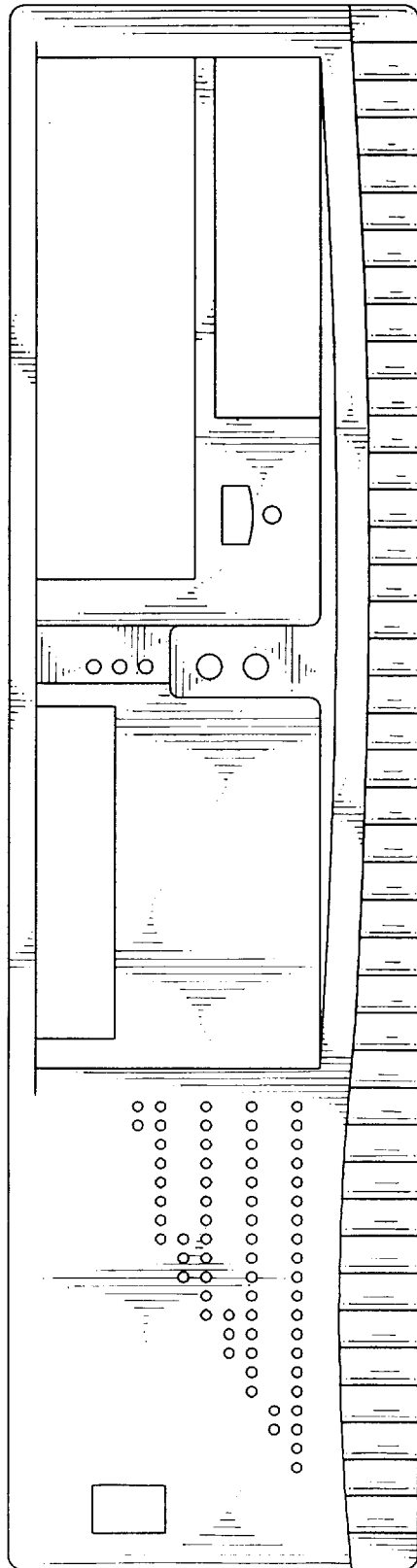


FIG. 4

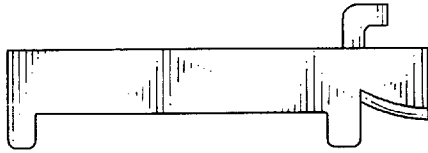


FIG. 5

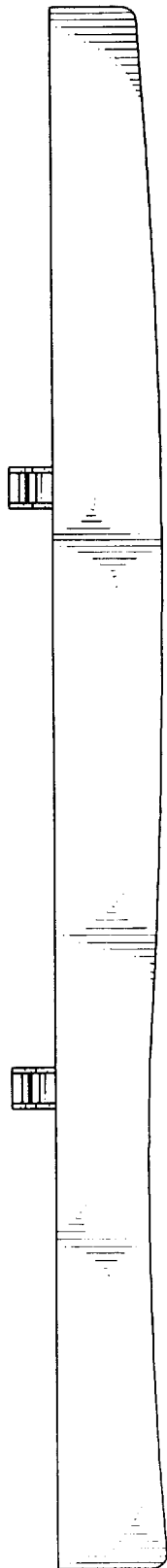


FIG.6

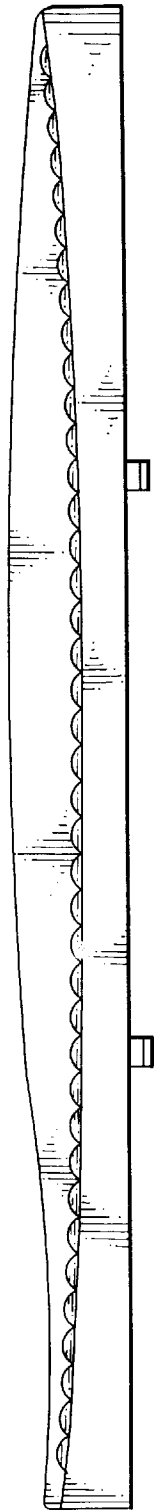


FIG. 7