



US00D714724S

(12) **United States Design Patent**
Vogelmann

(10) **Patent No.:** **US D714,724 S**

(45) **Date of Patent:** **** Oct. 7, 2014**

(54) **CONNECTOR**

(71) Applicant: **Multi-Holding AG**, Allschwil (CH)

(72) Inventor: **Martin Vogelmann**, Laufen (CH)

(73) Assignee: **Multi-Holding AG**, Allschwil (CH)

(**) Term: **14 Years**

(21) Appl. No.: **29/447,248**

(22) Filed: **Mar. 1, 2013**

(30) **Foreign Application Priority Data**

Sep. 11, 2012 (WO) DM/079 137

(51) **LOC (10) Cl.** **13-03**

(52) **U.S. Cl.**
USPC **D13/133**

(58) **Field of Classification Search**
USPC D13/133, 146, 147, 151, 154; 439/135,
439/152, 153, 160, 180, 246, 249, 252, 266,
439/270, 278, 283, 299, 344, 374, 378, 445,
439/527, 892, 894
See application file for complete search history.

(56) **References Cited**

U.S. PATENT DOCUMENTS

D431,023 S * 9/2000 Yip et al. D13/133
D647,849 S * 11/2011 Yu D13/133
D662,892 S * 7/2012 Giefers et al. D13/151

D670,647 S * 11/2012 Ebihara D13/133
D670,648 S * 11/2012 Ebihara D13/133
D670,649 S * 11/2012 Ebihara D13/133
D670,650 S * 11/2012 Ebihara D13/133
D679,254 S * 4/2013 Svelnis et al. D13/154
D682,209 S * 5/2013 Henrink et al. D13/133
D691,560 S * 10/2013 Wang D13/133

* cited by examiner

Primary Examiner — Thomas Johannes

Assistant Examiner — Khawaja Anwar

(74) *Attorney, Agent, or Firm* — Sughrue Mion, PLLC

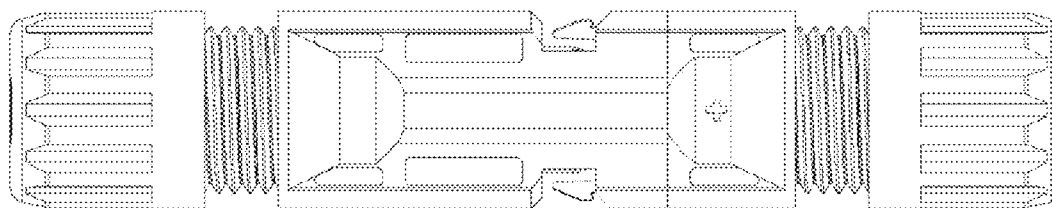
(57) **CLAIM**

The ornamental design for a connector, as shown and described.

DESCRIPTION

FIG. 1 is a front side view of a connector, showing my new design;
FIG. 2 is a left side view thereof with the front side up;
FIG. 3 is a rear side view thereof;
FIG. 4 is a right side view thereof with the front side up;
FIG. 5 is a bottom view thereof;
FIG. 6 is a top view thereof; and,
FIG. 7 is a perspective view thereof.
The broken line in the drawing views is included to show unclaimed environment only and forms no part of the claimed design.

1 Claim, 7 Drawing Sheets



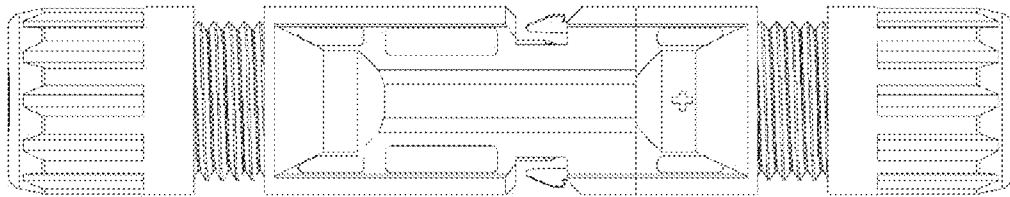


Fig 1.

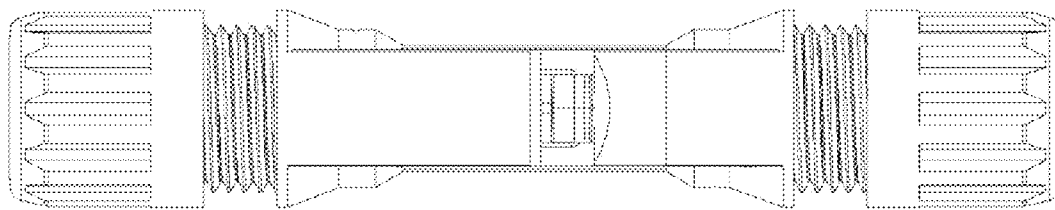


Fig. 2

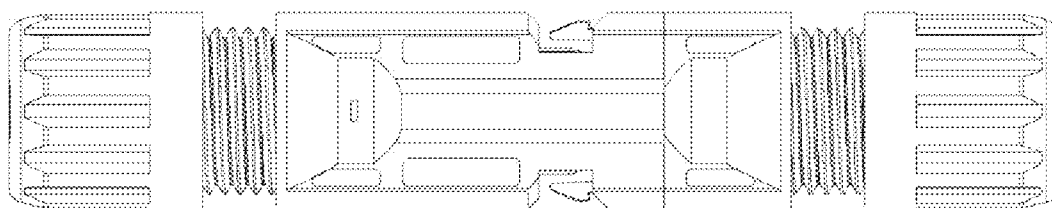


Fig. 3

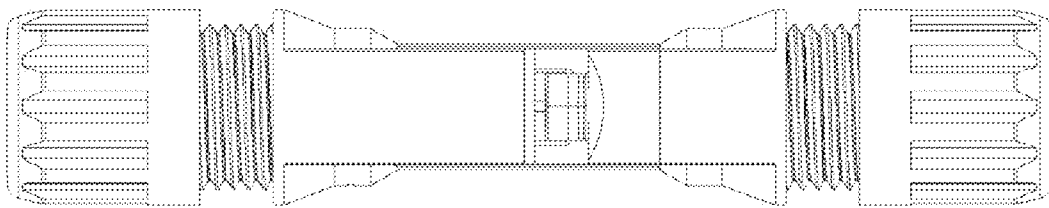


Fig. 4

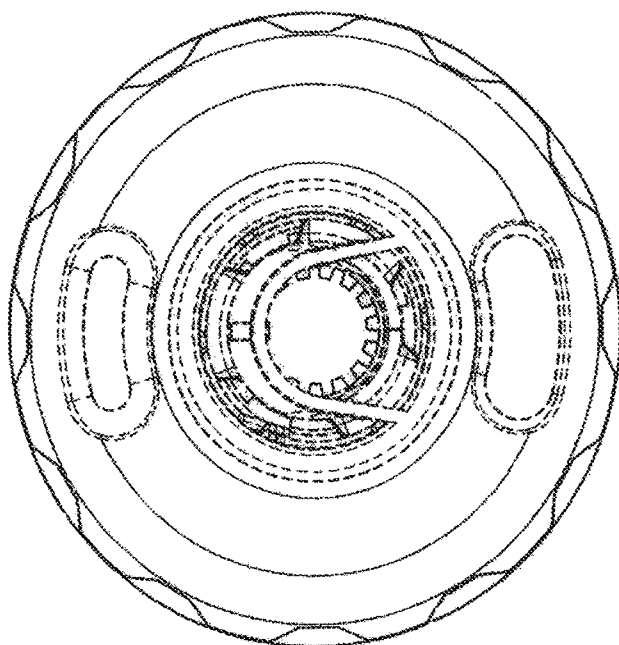


Fig. 5

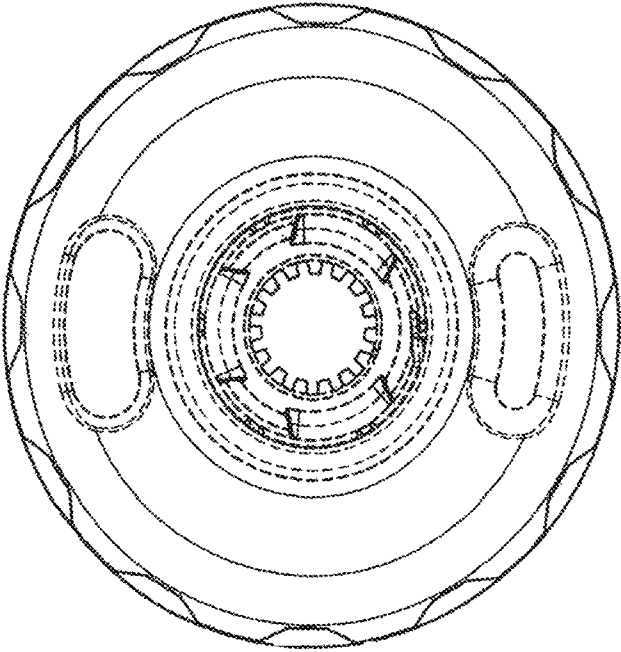


Fig. 6

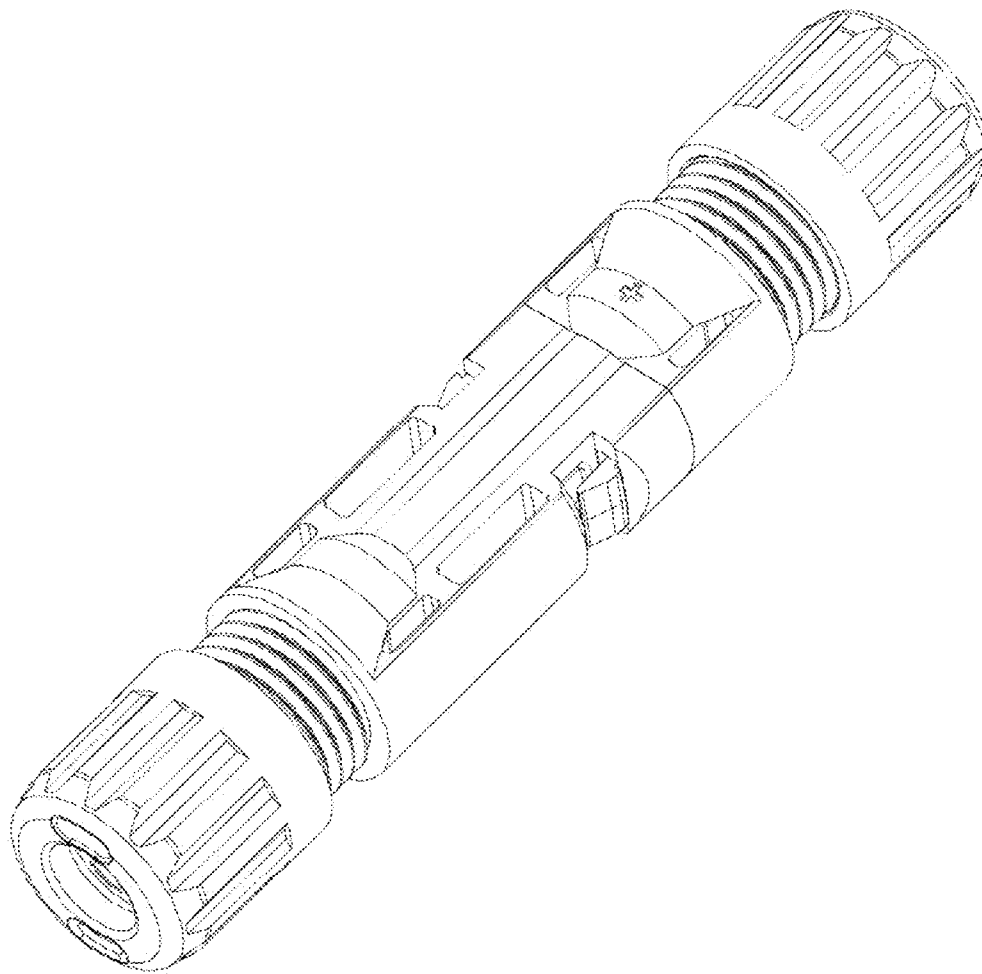


Fig. 7