



US00D773080S

(12) **United States Design Patent** (10) **Patent No.:** **US D773,080 S**
Liu (45) **Date of Patent:** **** Nov. 29, 2016**

(54) **LIGHT HEAD**

(71) Applicant: **Juluen Enterprise Co., Ltd.**, Shulin District, New Taipei (TW)
(72) Inventor: **Tung-Kang Liu**, Taichung (TW)
(73) Assignee: **JULUEN ENTERPRISE CO., LTD.**, New Taipei (TW)

(**) Term: **14 Years**

(21) Appl. No.: **29/497,563**

(22) Filed: **Jul. 25, 2014**

(51) **LOC (10) Cl.** **26-06**

(52) **U.S. Cl.**
USPC **D26/28**

(58) **Field of Classification Search**
USPC D26/2, 28-36, 118; 362/459-468, 362/475-478, 485-487; 219/220; D10/114.1, 114.4
CPC B60Q 1/0047; B60Q 3/02; B60Q 3/0209; F21S 48/115; F21S 48/1145; F21S 48/1291; F21S 48/2275; F21S 48/1258
See application file for complete search history.

(56) **References Cited**

U.S. PATENT DOCUMENTS

D120,741 S	5/1940	Naylor	
D235,222 S	5/1975	Larson	
D242,945 S	1/1977	Moore	
4,953,065 A *	8/1990	Kao B60Q 1/44 362/307
D359,574 S	6/1995	Bornhorst et al.	

(Continued)

OTHER PUBLICATIONS

Juluen Enterprises Co., Ltd., Specification Sheet for MS3BS, 2010.

(Continued)

Primary Examiner — Lakiya Rogers
Assistant Examiner — Harold Blackwell, II
(74) *Attorney, Agent, or Firm* — King & Schickli, PLLC

(57) **CLAIM**

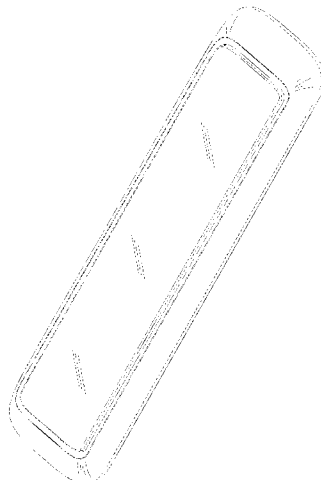
The ornamental design of a light head, as shown and described.

DESCRIPTION

FIG. 1 is a perspective view of a first embodiment of a light head;
FIG. 2 is a top view of the first embodiment of the light head;
FIG. 3 is a front view of the first embodiment of the light head, the opposite rear view being identical;
FIG. 4 is a side view of the first embodiment of the light head, the opposite side view being identical;
FIG. 5 is a bottom view of the first embodiment of the light head;
FIG. 6 is a perspective view of a second embodiment of the light head;
FIG. 7 is a top view of the second embodiment of the light head;
FIG. 8 is a front view of the second embodiment of the light head, the opposite rear view being identical;
FIG. 9 is a side view of the second embodiment of the light head, the opposite side view being identical;
FIG. 10 is a bottom view of the second embodiment of the light head;
FIG. 11 is a perspective view of a third embodiment of the light head;
FIG. 12 is a top view of the third embodiment of the light head;
FIG. 13 is a front view of the third embodiment of the light head, the opposite rear view being identical;
FIG. 14 is a side view of the third embodiment of the light head, the opposite side view being identical; and,
FIG. 15 is a bottom view of the third embodiment of the light head.

The broken lines in the drawings illustrate portions of the light head which form no part of the claimed design.

1 Claim, 15 Drawing Sheets



(56)

References Cited

U.S. PATENT DOCUMENTS

D486,259 S 2/2004 Crawford et al.
 D490,172 S 5/2004 Yamamoto
 D512,790 S * 12/2005 Handsaker D26/28
 D549,367 S * 8/2007 Hovind D26/28
 D552,782 S 10/2007 Korpi
 D554,279 S 10/2007 Jeffries
 D564,683 S 3/2008 Roach et al.
 D564,694 S * 3/2008 Southern, Jr. D26/76
 D564,928 S 3/2008 Belitz et al.
 D570,009 S 5/2008 Kani et al.
 D572,856 S 7/2008 Kehl et al.
 D574,978 S 8/2008 Hyodo et al.
 D589,835 S 4/2009 Pokorny
 D598,144 S 8/2009 Ko
 D605,789 S 12/2009 Ko
 D606,690 S 12/2009 Orrom et al.
 D610,725 S 2/2010 Georgitsis et al.
 D614,521 S 4/2010 Lyons
 D618,377 S 6/2010 Toft

D620,187 S 7/2010 Quadri
 D639,983 S 6/2011 Quadri
 D647,239 S * 10/2011 Beghelli D26/74
 D647,418 S 10/2011 Miller et al.
 D649,673 S * 11/2011 Liang D26/72
 D667,582 S 9/2012 Toft
 D668,168 S 10/2012 Chen
 D673,701 S * 1/2013 Davies D26/28
 D676,162 S 2/2013 Adams
 D682,133 S 5/2013 Chen
 D687,178 S * 7/2013 Grandsart D26/85
 D694,928 S 12/2013 Chen
 D697,241 S 1/2014 Chen
 D736,433 S * 8/2015 Kuei-Lai D10/114.1
 D736,970 S * 8/2015 Kuei-Lai D10/114.1
 D757,965 S * 5/2016 Yeh D26/28

OTHER PUBLICATIONS

Juluen Enterprises Co., Ltd., Specification Sheet for MS6BS, 2010.

* cited by examiner

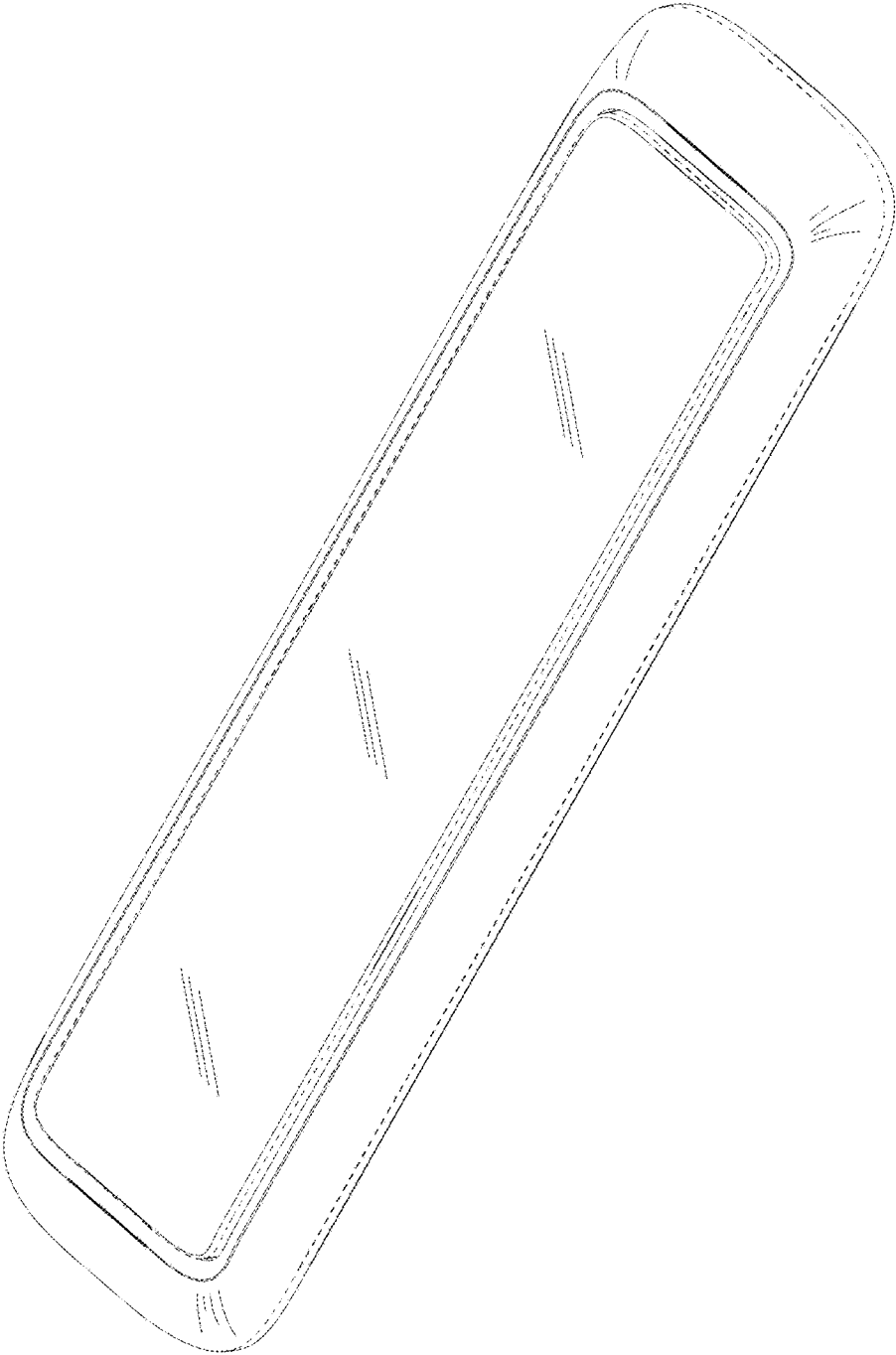


FIG. 1

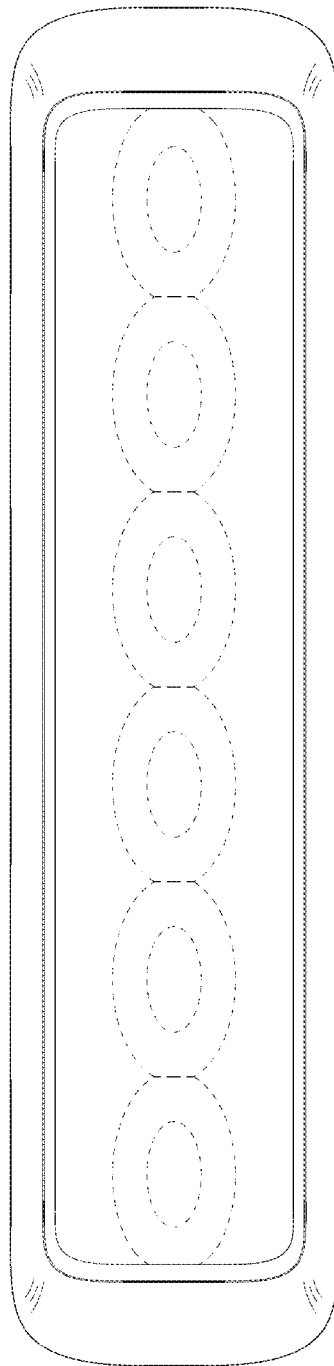


FIG. 2

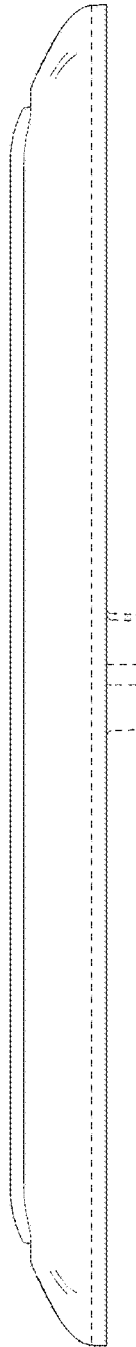


FIG. 3




FIG. 4




FIG. 5

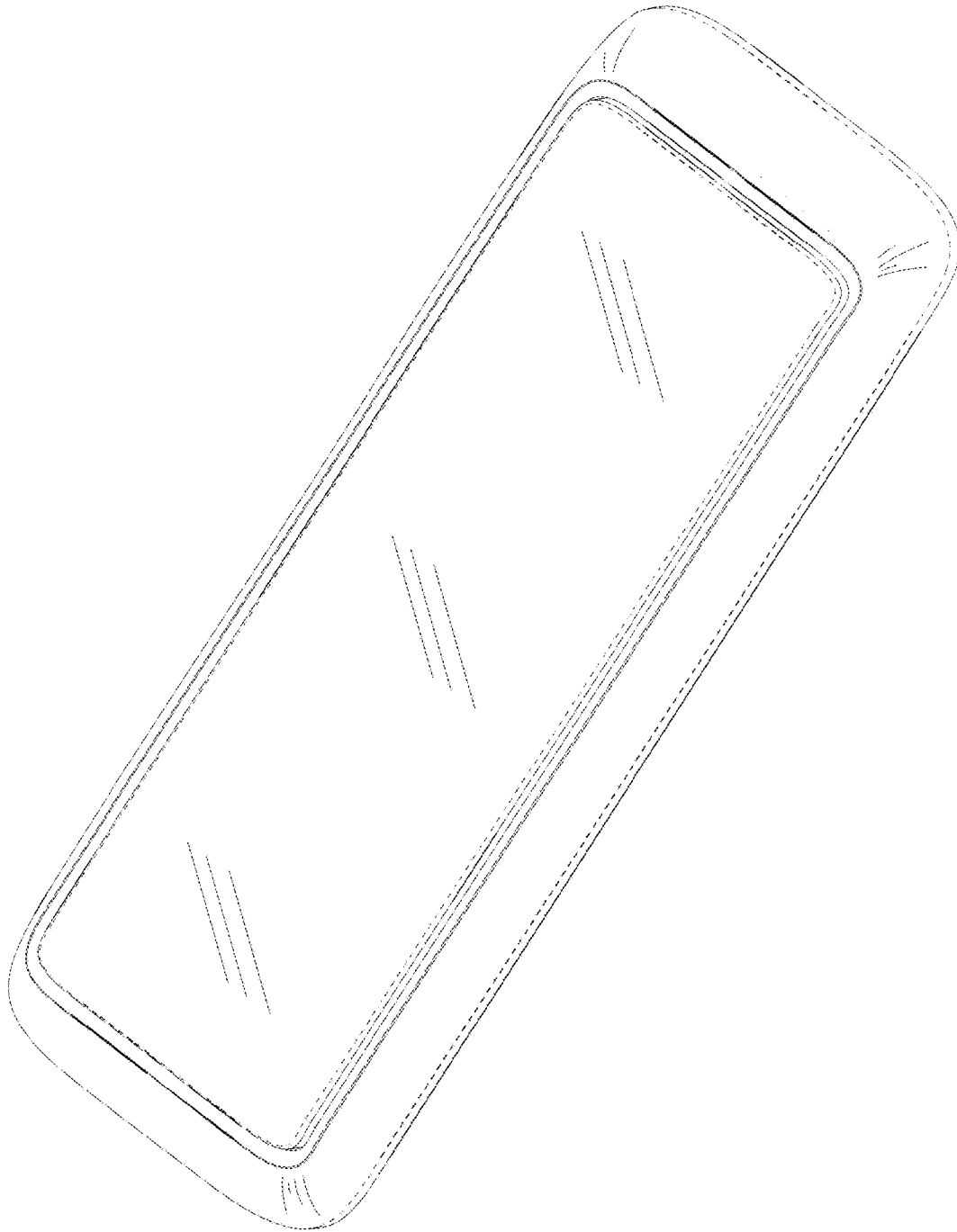


FIG.6




FIG. 7




FIG. 8




FIG. 9




FIG. 10

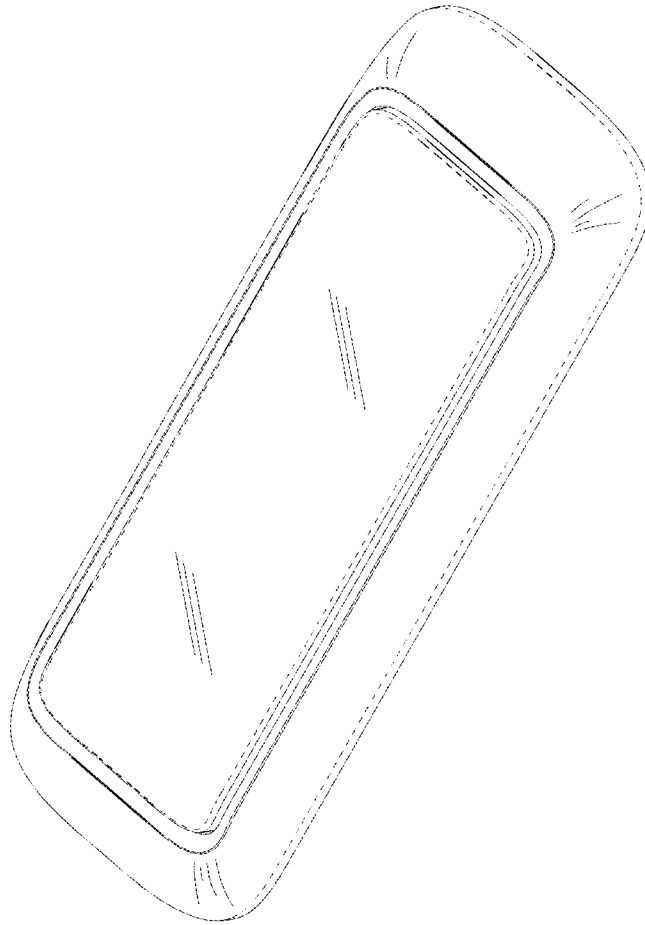


FIG. 11

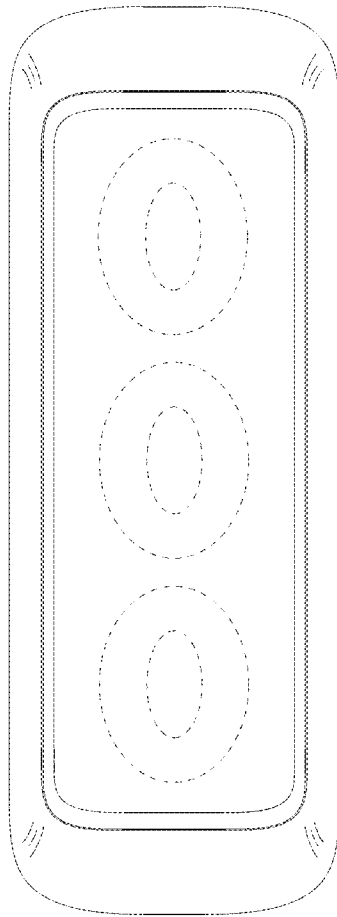


FIG. 12

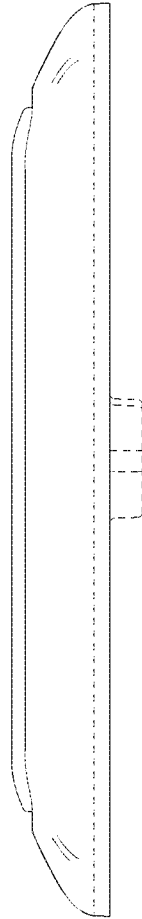


FIG. 13

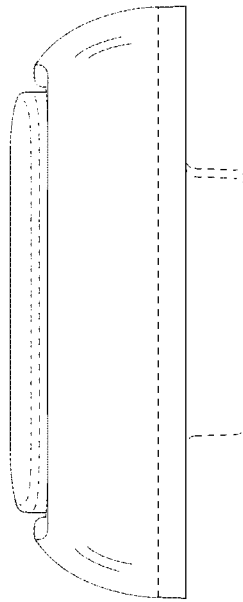


FIG. 14




FIG. 15