



US00D644286S

(12) **United States Design Patent**
Roberts et al.

(10) **Patent No.:** **US D644,286 S**

(45) **Date of Patent:** **** Aug. 30, 2011**

(54) **GOLF CLUB HEAD**

(75) Inventors: **Douglas E. Roberts**, Carlsbad, CA (US);
Oswaldo Gonzalez, San Jacinto, CA
(US); **Thomas W. Preece**, San Diego,
CA (US)

(73) Assignee: **Cobra Golf Incorporated**, Carlsbad,
CA (US)

(**) Term: **14 Years**

(21) Appl. No.: **29/366,406**

(22) Filed: **Jul. 23, 2010**

(51) **LOC (9) Cl.** **21-02**

(52) **U.S. Cl.** **D21/759**

(58) **Field of Classification Search** D21/733,
D21/752, 759; 473/324–331, 343–346

See application file for complete search history.

(56) **References Cited**

U.S. PATENT DOCUMENTS

D430,244 S *	8/2000	Besnard et al.	D21/733
D435,615 S *	12/2000	Besnard et al.	D21/752
D442,244 S *	5/2001	Olsavsky et al.	D21/752
D445,471 S *	7/2001	Besnard et al.	D21/752
D446,563 S *	8/2001	Besnard et al.	D21/752
D459,425 S *	6/2002	Burnett et al.	D21/752
D471,941 S	3/2003	Burnett et al.		
D532,858 S	11/2006	Rice		
D574,913 S *	8/2008	Tang et al.	D21/752
D579,071 S	10/2008	Oldknow et al.		

D583,889 S	12/2008	Stites et al.		
D584,782 S	1/2009	Barez et al.		
D584,783 S	1/2009	Barez et al.		
D584,784 S	1/2009	Barez et al.		
D589,100 S *	3/2009	Rice et al.	D21/752
D591,374 S *	4/2009	Foster et al.	D21/752
D592,723 S	5/2009	Chau et al.		
D595,374 S *	6/2009	Foster et al.	D21/752
D612,003 S *	3/2010	Tang et al.	D21/752
D619,182 S *	7/2010	Foster et al.	D21/752

* cited by examiner

Primary Examiner — Mitchell Siegel

(74) *Attorney, Agent, or Firm* — Knobbe, Martens, Olson & Bear LLP

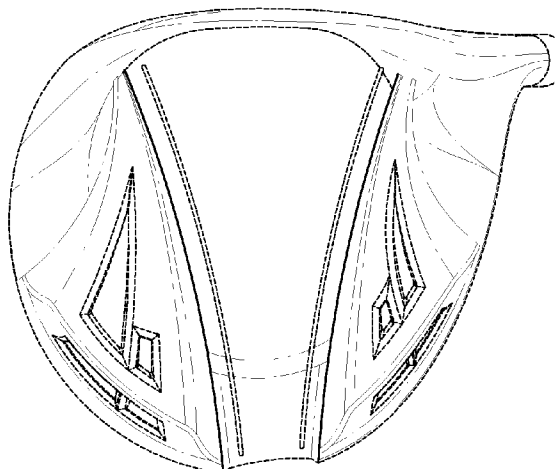
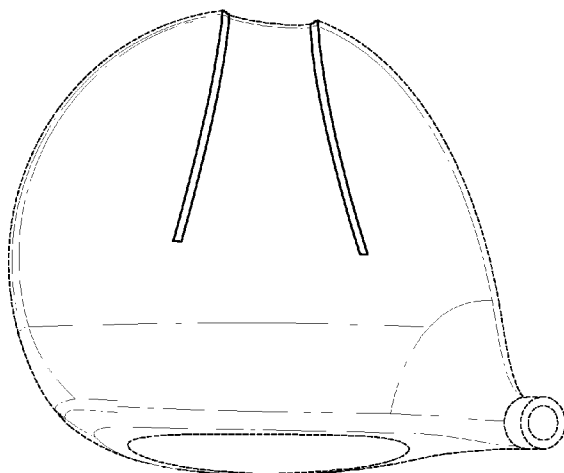
(57) **CLAIM**

The ornamental design for a golf club head, as shown and described.

DESCRIPTION

FIG. 1 is a bottom, heel side perspective view of a golf club head embodying our new design; FIG. 2 is a heel side view thereof; FIG. 3 is a toe side view thereof; FIG. 4 is a back side view thereof; FIG. 5 is a top side view thereof; FIG. 6 is a bottom side view thereof; and, FIG. 7 is a front side view thereof. All features illustrated in phantom line are expressly disclaimed and form no part of the claimed design.

1 Claim, 4 Drawing Sheets



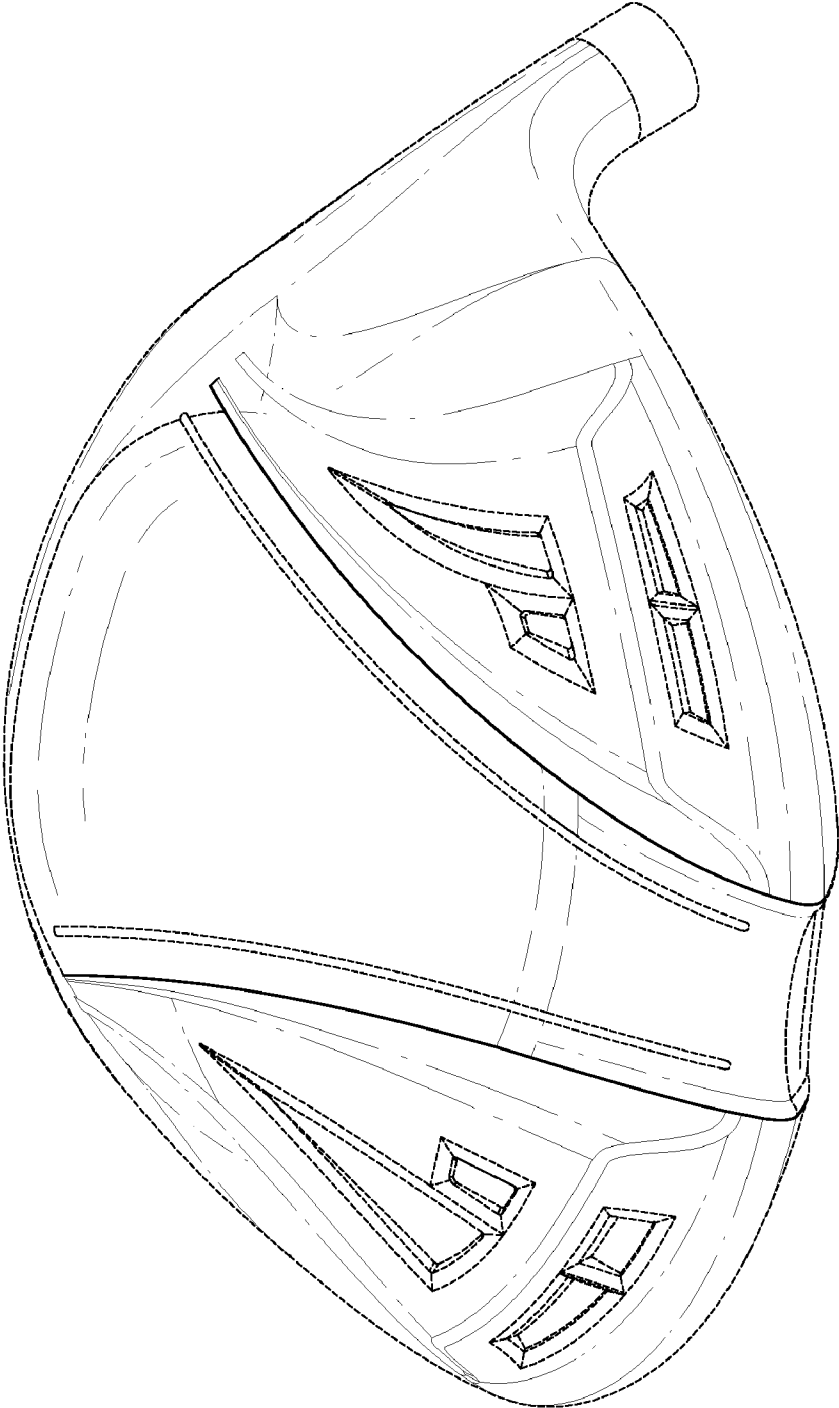


FIG. 1

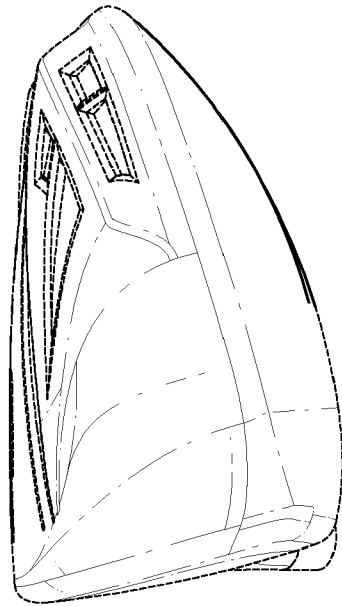


FIG. 3

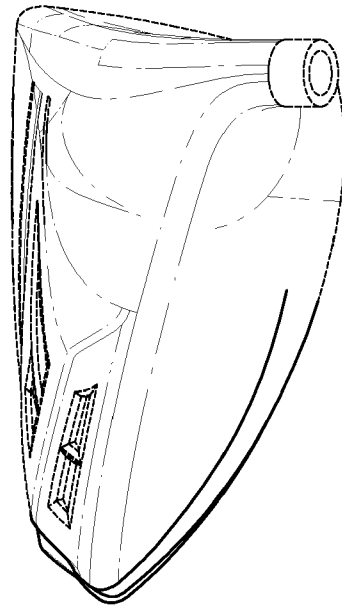


FIG. 2

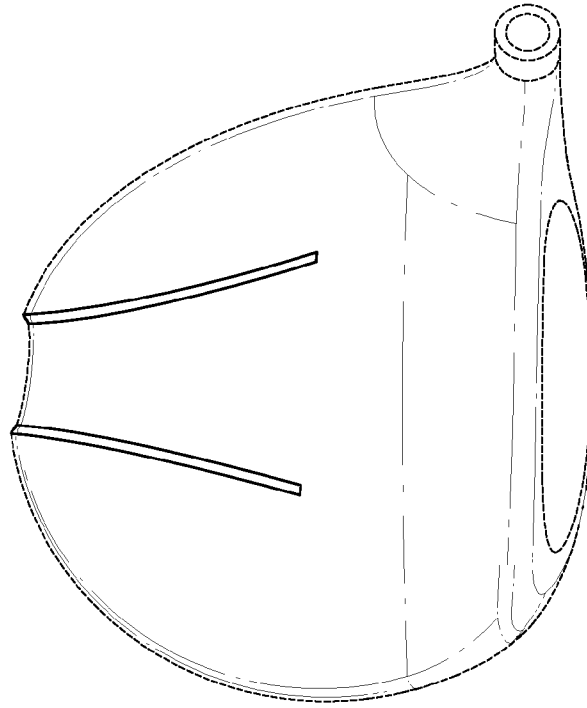


FIG. 5

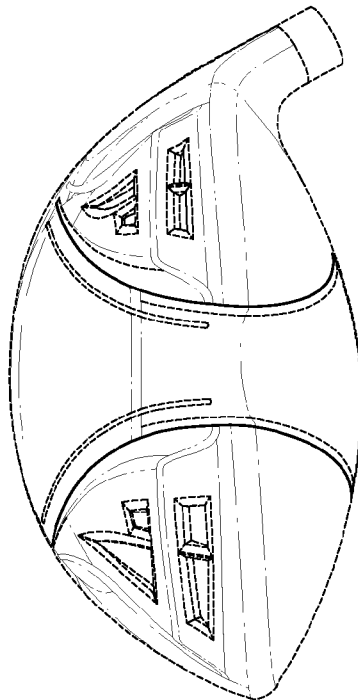


FIG. 4

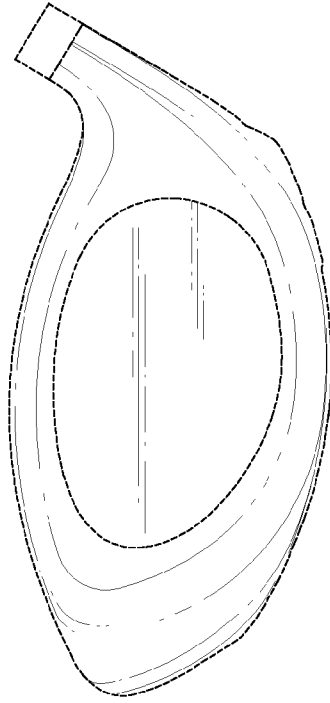


FIG. 7

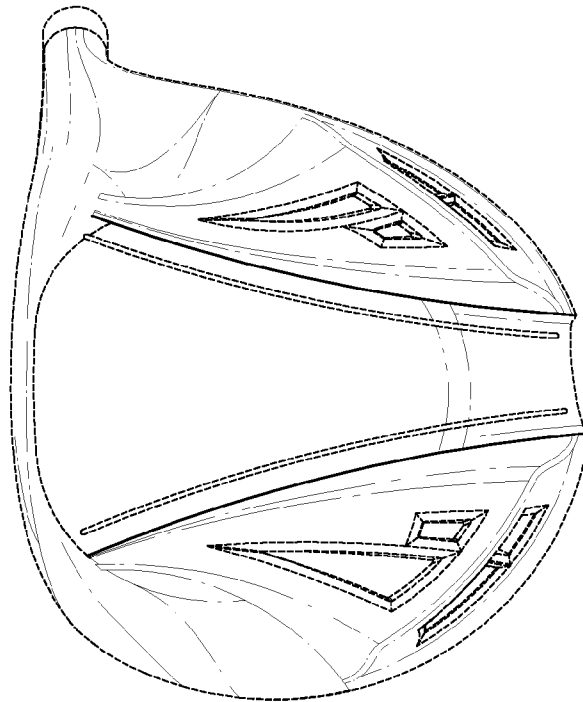


FIG. 6