United States Patent [19]

Kando

[11] **Patent Number: Des. 295,284**

[45] **Date of Patent: ** Apr. 19, 1988**

[54] **FACSIMILE**

[75] Inventor: **Masahiro Kando**, Tokyo, Japan

[73] Assignee: **Canon Kabushiki Kaisha**, Tokyo, Japan

[**] Term: **14 Years**

[21] Appl. No.: **717,166**

[22] Filed: **Mar. 28, 1985**

[30] **Foreign Application Priority Data**

Sep. 11, 1984 [JP] Japan 59-37836

[52] **U.S. Cl.** **D14/94**; D16/31

[58] **Field of Search** D14/94, 99; D16/27, D16/30, 31, 32; 358/256, 285, 286

[56] **References Cited**

U.S. PATENT DOCUMENTS

D. 274,061	5/1984	Suzuki et al.	D14/94
D. 280,508	9/1985	Nasui et al.	D14/94
D. 284,374	6/1986	Ohie et al.	D14/94
D. 287,364	12/1986	Kando .	
D. 288,444	2/1987	Takeuchi et al.	D14/94

OTHER PUBLICATIONS

Panafax Brochure, Panafax MV-1200.

Primary Examiner—Bernard Ansher
Assistant Examiner—Theodore M. Shooman
Attorney, Agent, or Firm—Fitzpatrick, Cella, Harper & Scinto

[57] **CLAIM**

The ornamental design for a facsimile, as shown and described.

DESCRIPTION

FIG. **1** is a front elevational view of a facsimile showing my new design;
FIG. **2** is a rear elevational view thereof;
FIG. **3** is a top plan view thereof;
FIG. **4** is a bottom plan view thereof;
FIG. **5** is a left side elevational view thereof;
FIG. **6** is a right side elevational view thereof and
FIG. **7** is a top, front and left side perspective view thereof.

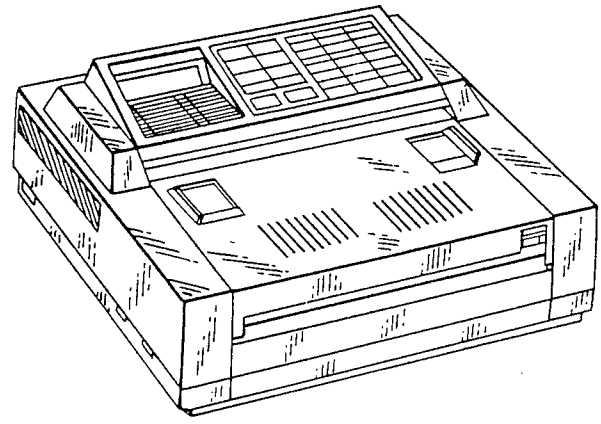

FIG. 1

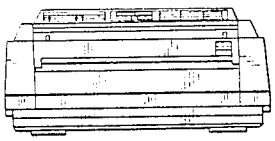

FIG. 2

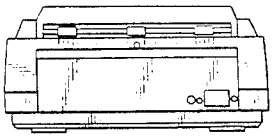

FIG. 3

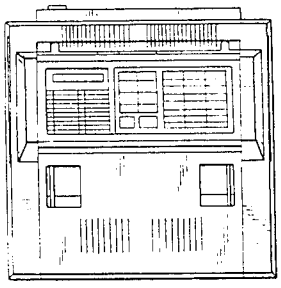

FIG. 4

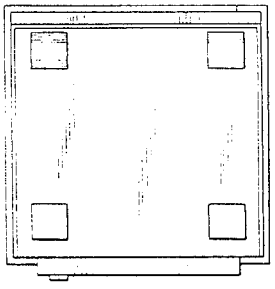

FIG. 5

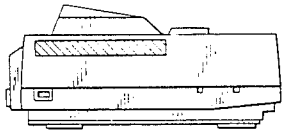

FIG. 6

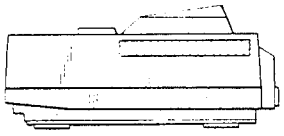

FIG. 7

