

**(12) STANDARD PATENT**  
**(19) AUSTRALIAN PATENT OFFICE**

(11) Application No. **AU 2010319927 B2**

(54) Title  
**Alkynyl derivatives useful as DPP-1 inhibitors**

(51) International Patent Classification(s)  
**C07C 317/32** (2006.01) **C07D 217/12** (2006.01)  
**A61K 31/16** (2006.01) **C07D 231/12** (2006.01)  
**A61P 11/06** (2006.01) **C07D 233/61** (2006.01)  
**C07C 237/06** (2006.01) **C07D 277/30** (2006.01)  
**C07C 237/08** (2006.01) **C07D 311/04** (2006.01)  
**C07D 211/42** (2006.01) **C07D 317/58** (2006.01)  
**C07D 211/46** (2006.01) **C07D 319/14** (2006.01)  
**C07D 213/56** (2006.01) **C07D 333/52** (2006.01)  
**C07D 213/61** (2006.01)

(21) Application No: **2010319927** (22) Date of Filing: **2010.10.28**

(87) WIPO No: **WO11/059731**

(30) Priority Data

(31) Number	(32) Date	(33) Country
<b>61/256,171</b>	<b>2009.10.29</b>	<b>US</b>

(43) Publication Date: **2011.05.19**

(44) Accepted Journal Date: **2015.01.22**

(71) Applicant(s)  
**Janssen Pharmaceutica NV**

(72) Inventor(s)  
**Parker, Michael H.;Hlasta, Dennis J.;Huang, Yifang;Reitz, Allen B.;Lawson, Edward C.;Shubert, Carsten;Strobel, Eric;Tounge, Brett;White, Kimberly;Winters, Michael P.;Ghosh, Shyamali**

(74) Agent / Attorney  
**Shelston IP, L 21 60 Margaret St, Sydney, NSW, 2000**

(56) Related Art  
**US 2007/0155803 A1**  
**US 4847241 A**

(12) INTERNATIONAL APPLICATION PUBLISHED UNDER THE PATENT COOPERATION TREATY (PCT)

(19) World Intellectual Property Organization  
International Bureau



(43) International Publication Date  
19 May 2011 (19.05.2011)

(10) International Publication Number  
**WO 2011/059731 A1**

(51) International Patent Classification:

A61P 11/06 (2006.01) C07D 311/04 (2006.01)  
A61K 31/16 (2006.01) C07D 317/58 (2006.01)  
C07C 317/32 (2006.01) C07D 319/14 (2006.01)  
C07D 211/46 (2006.01) C07D 333/52 (2006.01)  
C07D 231/12 (2006.01) C07D 233/61 (2006.01)  
C07C 237/06 (2006.01) C07D 213/61 (2006.01)  
C07C 237/08 (2006.01) C07D 213/56 (2006.01)  
C07D 211/42 (2006.01) C07D 277/30 (2006.01)  
C07D 217/12 (2006.01)

(21) International Application Number:

PCT/US2010/054445

(22) International Filing Date:

28 October 2010 (28.10.2010)

(25) Filing Language:

English

(26) Publication Language:

English

(30) Priority Data:

61/256,171 29 October 2009 (29.10.2009) US

(71) Applicant (for all designated States except US):  
JANSSEN PHARMACEUTICA NV [BE/BE]; Turnhoutseweg 30, B-2340 Beerse (BE).

(72) Inventors; and

(75) Inventors/Applicants (for US only): PARKER, Michael, H. [US/US]; 3587 Gray Fox Drive, Chalfont, PA 18914 (US). HLASTA, Dennis, J. [US/US]; 5008 Davis Drive, Doylestown, PA 18902 (US). HUANG, Yifang [US/US]; 303 Walden Lane, Lansdale, PA 19446 (US). REITZ, Allen, B. [US/US]; 109 Greenbriar Road, Lansdale, PA 19446 (US). LAWSON, Edward, C. [US/US]; 82 Ervin Road, Pipersville, PA 18947 (US). SHUBERT, Carsten [DE/US]; 1006 Hares Hill Road, Phoenixville, PA 19460 (US). STROBEL, Eric [US/US]; 159 Buttercup Blvd., Warrington, PA 18976 (US). TOUNGE, Brett [US/US]; 1014 Blue Rock Lane, Blue Bell, PA 19422 (US). WHITE, Kimberly [US/US]; 100 Gwynedd Lea Drive, North Wales, PA 19454 (US). WINTERS, Michael, P.

[US/US]; 17 Hunters Hill Drive, Morgantown, PA 19543 (US). GHOSH, Shyamali [US/US]; 906 Patriot Lane, Norristown, PA 19403 (US).

(74) Agents: JOHNSON, Philip. S. et al.; JOHNSON & JOHNSON, One Johnson & Johnson Plaza, New Brunswick, NJ 08933 (US).

(81) Designated States (unless otherwise indicated, for every kind of national protection available): AE, AG, AL, AM, AO, AT, AU, AZ, BA, BB, BG, BH, BR, BW, BY, BZ, CA, CH, CL, CN, CO, CR, CU, CZ, DE, DK, DM, DO, DZ, EC, EE, EG, ES, FI, GB, GD, GE, GH, GM, GT, HN, HR, HU, ID, IL, IN, IS, JP, KE, KG, KM, KN, KP, KR, KZ, LA, LC, LK, LR, LS, LT, LU, LY, MA, MD, ME, MG, MK, MN, MW, MX, MY, MZ, NA, NG, NI, NO, NZ, OM, PE, PG, PH, PL, PT, RO, RS, RU, SC, SD, SE, SG, SK, SL, SM, ST, SV, SY, TH, TJ, TM, TN, TR, TT, TZ, UA, UG, US, UZ, VC, VN, ZA, ZM, ZW.

(84) Designated States (unless otherwise indicated, for every kind of regional protection available): ARIPO (BW, GH, GM, KE, LR, LS, MW, MZ, NA, SD, SL, SZ, TZ, UG, ZM, ZW), Eurasian (AM, AZ, BY, KG, KZ, MD, RU, TJ, TM), European (AL, AT, BE, BG, CH, CY, CZ, DE, DK, EE, ES, FI, FR, GB, GR, HR, HU, IE, IS, IT, LT, LU, LV, MC, MK, MT, NL, NO, PL, PT, RO, RS, SE, SI, SK, SM, TR), OAPI (BF, BJ, CF, CG, CI, CM, GA, GN, GQ, GW, ML, MR, NE, SN, TD, TG).

Declarations under Rule 4.17:

- as to the identity of the inventor (Rule 4.17(i))
- as to applicant's entitlement to apply for and be granted a patent (Rule 4.17(ii))
- as to the applicant's entitlement to claim the priority of the earlier application (Rule 4.17(iii))

Published:

- with international search report (Art. 21(3))

(54) Title: ALKYNYL DERIVATIVES USEFUL AS DPP-1 INHIBITORS

(57) Abstract: The present invention is directed to novel alkynyl derivatives, pharmaceutical compositions containing them and their use in the treatment of disorders and conditions modulated by DPP-1.



WO 2011/059731 A1

## ALKYNYL DERIVATIVES USEFUL AS DPP-1 INHIBITORS

### Field of the Invention

The present invention is directed to novel alkynyl derivatives,  
5 pharmaceutical compositions containing them and their use in the treatment of disorders and conditions modulated by DPP-1.

### Background of the Invention

Any discussion of the prior art throughout the specification should in no  
10 way be considered as an admission that such prior art is widely known or forms part of common general knowledge in the field.

Chronic Obstructive Pulmonary Disease (COPD) is characterized by the progressive development of irreversible airflow limitation. COPD consists of chronic obstructive bronchitis, with obstruction of small airways, and  
15 emphysema, with enlargement of air spaces and destruction of lung parenchyma, loss of lung elasticity, and closure of small airways. In COPD patients, there were increased numbers of neutrophils, cytotoxic T lymphocytes and macrophages in bronchoalveolar lavage (BAL) airways and lung parenchyma. The presence of these inflammatory cells is correlated well with  
20 severity of airway obstruction and alveolar wall destruction. It has been shown that neutrophil elastase, cathepsin G and proteinase 3 can produce emphysema and mucus hypersecretion in lab animals. Granzymes A & B are the neutral serine proteases that are expressed exclusively in the granules of activated cytotoxic T lymphocytes. In COPD the protease-antiprotease balance  
25 appears to be tipped in favor of increased proteolysis due to increase in polymorphonuclear neutrophil (PMN) -derived proteases, cathepsins and matrix metalloproteases (MMPs). Therefore, a drug that inhibits all or most of the relevant proteases mentioned above is expected to be effective in the treatment of COPD.

30 Dipeptidyl Peptidase-1 (DPP-1, cathepsin C) is a member of the lysosomal papain-type cysteine protease family that also includes cathepsin B, K, H, L, O, and S. DPP-1 (MW 200kd) is composed of a dimer of disulfide-

linked heavy and light chains, both from a single protein precursor. DPP-1 mRNA is highly expressed in tissues such as lung, spleen, kidney and liver; in inflammatory cells such as PMN, cytotoxic T lymphocytes, alveolar macrophages and mast cells. The biological function of DPP-1 is to convert  
 5 inactive proenzymes into active enzyme by removing a dipeptide from N-terminal. The proenzymes that are activated by DPP-1 are PMN-derived proteases, granzymes A & B, chymase and tryptase. Since these enzymes play an important pathological role in COPD, inhibition of DPP-1 by small molecules would be a rational therapeutic intervention for COPD. Additional  
 10 therapeutic indications for a DPP-1 inhibitor are asthma, rhinitis, and rheumatoid arthritis.

It is an object of the present invention to overcome or ameliorate at least one of the disadvantages of the prior art, or to provide a useful alternative.

The invention relates to potential inhibitors of DPP-1, ideally for the  
 15 treatment of DPP-1 mediated disorders and conditions, including but not limited to rheumatoid arthritis, asthma, chronic obstructive pulmonary disease, sepsis, irritable bowel disease, cystic fibrosis, and abdominal aortic aneurism.

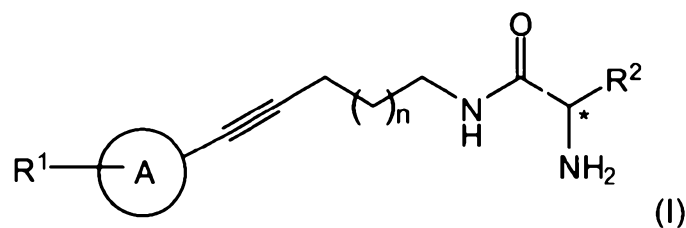
Unless the context clearly requires otherwise, throughout the description and the claims, the words "comprise", "comprising", and the like are to be  
 20 construed in an inclusive sense as opposed to an exclusive or exhaustive sense; that is to say, in the sense of "including, but not limited to".

Although the invention will be described with reference to specific examples it will be appreciated by those skilled in the art that the invention may be embodied in many other forms.

25


### Summary of the Invention


According to a first aspect of the present invention there is provided a compound of formula (I)



wherein

R<sup>1</sup> is selected from the group consisting of hydrogen, C<sub>3-8</sub>cycloalkyl, phenyl, benzyloxy- and piperidinyl-oxy;

5  is a ring structure selected from the group consisting of phenyl, naphthyl, fluorenyl, isoquinoliny, benzofuryl, benzothiophenyl, benzo[1,3]dioxolyl and 2,3-dihydro-benzo[1,4]dioxinyl;

10 wherein the  ring structure is optionally substituted with one or more substituents independently selected from the group consisting of halogen, hydroxy, C<sub>1-4</sub>alkyl, halogenated C<sub>1-4</sub>alkyl, C<sub>1-4</sub>alkoxy, halogenated C<sub>1-4</sub>alkoxy, (C<sub>1-4</sub>alkoxy)-(C<sub>1-4</sub>alkyl)-, (C<sub>1-4</sub>alkyl)-SO<sub>2</sub>- and (C<sub>1-4</sub>alkyl)-C(O)-NH-;

n is an integer selected from 0 and 1;

15 R<sup>2</sup> is selected from the group consisting of C<sub>1-4</sub>alkyl, C<sub>2-4</sub>alkenyl, C<sub>2-4</sub>alkynyl, hydroxy substituted C<sub>1-4</sub>alkyl, NR<sup>A</sup>R<sup>B</sup>-(C<sub>1-2</sub>alkyl)-, cyclopropyl-methyl-, benzyl- and heteroaryl-(CH<sub>2</sub>)<sub>1-2</sub>; wherein R<sup>A</sup> and R<sup>B</sup> are each independently selected from hydrogen or C<sub>1-4</sub>alkyl;

provided that R<sup>2</sup> is other than t-butyl;

or a pharmaceutically acceptable salt thereof.

20 According to a second aspect of the present invention there is provided a pharmaceutical composition comprising a pharmaceutically acceptable carrier and a compound as defined according to the first aspect of the present invention.

25 According to a third aspect of the present invention there is provided a pharmaceutical composition made by mixing a compound as defined according to the first aspect of the present invention and a pharmaceutically acceptable carrier.

30 According to a fourth aspect of the present invention there is provided a process for making a pharmaceutical composition comprising mixing a

compound as defined according to the first aspect of the present invention and a pharmaceutically acceptable carrier.

5 According to a fifth aspect of the present invention there is provided a method of treating a disorder mediated by DPP-1 comprising administering to a subject in need thereof a therapeutically effective amount of a compound as defined according to the first aspect of the present invention.

10 According to a sixth aspect of the present invention there is provided a method of treating rheumatoid arthritis, asthma, chronic obstructive pulmonary disease, sepsis, irritable bowel disease, cystic fibrosis, or abdominal aortic aneurism in a subject in need thereof comprising administering to the subject a therapeutically effective amount of a composition as defined according to the third aspect of the present invention.

15 According to a seventh aspect of the present invention there is provided a method of treating a disorder selected from the group consisting of rheumatoid arthritis, asthma, chronic obstructive pulmonary disease, sepsis, irritable bowel disease, cystic fibrosis, and abdominal aortic aneurism  
20 comprising administering to a subject in need thereof a therapeutically effective amount of a compound as defined according to the first aspect of the present invention.

25 According to an eighth aspect of the present invention there is provided use of a compound as defined according to the first aspect of the present invention for the preparation of a medicament for treating: (a) rheumatoid arthritis, (b) asthma, (c) chronic obstructive pulmonary disease, (d) sepsis, (e) irritable bowel disease, (f) cystic fibrosis, or (g) abdominal aortic aneurism in a subject in need thereof.

30 According to a ninth aspect of the present invention there is provided use of a compound as defined according to the first aspect of the present

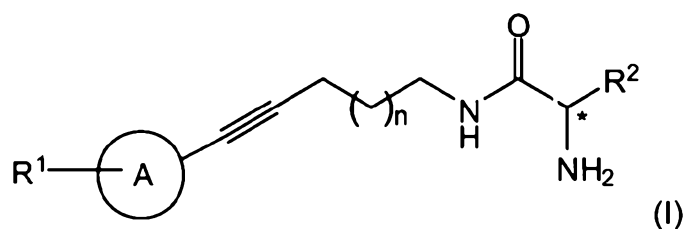
invention, for use in a method for treating a disorder selected from the group consisting of rheumatoid arthritis, asthma, chronic obstructive pulmonary disease, sepsis, irritable bowel disease, cystic fibrosis, and abdominal aortic aneurism, in a subject in need thereof.

According to a tenth aspect of the present invention there is provided use of a compound as defined according to the first aspect of the present invention for the preparation of a medicament for treating a disorder mediated by DPP-1 in a subject.

According to an eleventh aspect of the present invention there is provided use of a composition as defined according to the third aspect of the present invention for the preparation of a medicament for treating rheumatoid arthritis, asthma, chronic obstructive pulmonary disease, sepsis, irritable bowel disease, cystic fibrosis, or abdominal aortic aneurism in a subject.

According to a twelfth aspect of the present invention there is provided a pharmaceutical composition when made by a process as defined according to the fourth aspect of the present invention.

The present invention is directed to compounds of formula (I)



wherein


$R^1$  is selected from the group consisting of hydrogen,  $C_{3-8}$ cycloalkyl, phenyl, benzyloxy- and piperidinyl-oxy;

$\textcircled{A}$  is a ring structure selected from the group consisting of phenyl, naphthyl, fluorenyl, isoquinoliny, benzofuryl, benzothiophenyl,

benzo[1,3]dioxolyl and 2,3-dihydro-benzo[1,4]dioxinyl; wherein the  $\textcircled{\text{A}}$  ring structure is optionally substituted with one or more substituents independently selected from the group consisting of halogen, hydroxy,  $\text{C}_{1-4}$ alkyl, halogenated  $\text{C}_{1-4}$ alkyl,  $\text{C}_{1-4}$ alkoxy, halogenated  $\text{C}_{1-4}$ alkoxy,  $(\text{C}_{1-4}\text{alkoxy})-(\text{C}_{1-4}\text{alkyl})-$ ,  $(\text{C}_{1-4}\text{alkyl})-\text{SO}_2-$  and  $(\text{C}_{1-4}\text{alkyl})-\text{C}(\text{O})-\text{NH}-$ ;

$n$  is an integer selected from 0 and 1;

$\text{R}^2$  is selected from the group consisting of  $\text{C}_{1-4}$ alkyl,  $\text{C}_{2-4}$ alkenyl,  $\text{C}_{2-4}$ alkynyl, hydroxy substituted  $\text{C}_{1-4}$ alkyl,  $\text{NR}^{\text{A}}\text{R}^{\text{B}}-(\text{C}_{1-2}\text{alkyl})-$ , cyclopropyl-methyl-,





benzyl- and heteroaryl-(CH<sub>2</sub>)<sub>1-2</sub>; wherein R<sup>A</sup> and R<sup>B</sup> are each independently selected from hydrogen or C<sub>1-4</sub>alkyl;

provided that R<sup>2</sup> is other than t-butyl;

and pharmaceutically acceptable salts thereof.

5

The present invention is further directed to processes for the preparation of the compounds of formula (I). The present invention is further directed to a product prepared according to the process described herein.

Illustrative of the invention is a pharmaceutical composition comprising a  
10 pharmaceutically acceptable carrier and the product prepared according to the process described herein. An illustration of the invention is a pharmaceutical composition made by mixing the product prepared according to the process described herein and a pharmaceutically acceptable carrier. Illustrating the invention is a process for making a pharmaceutical composition comprising  
15 mixing the product prepared according to the process described herein and a pharmaceutically acceptable carrier.

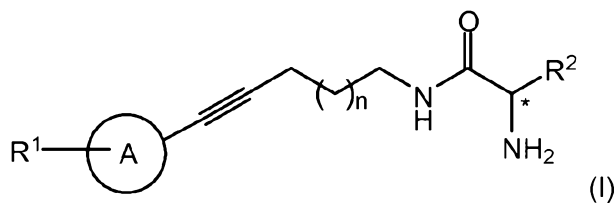
Exemplifying the invention are methods of treating a disorder mediated by DPP-1 (cathepsin C) (selected from the group consisting of rheumatoid arthritis, asthma, chronic obstructive pulmonary disease, sepsis, irritable bowel  
20 disease, cystic fibrosis, and abdominal aortic aneurism) in a subject in need thereof comprising administering to the subject a therapeutically effective amount of any of the compounds or pharmaceutical compositions described above.

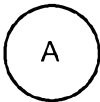
Another example of the invention is the use of any of the compounds  
25 described herein in the preparation of a medicament for treating: (a) rheumatoid arthritis, (b) asthma, (c) chronic obstructive pulmonary disease, (d) sepsis, (e) irritable bowel disease, (f) cystic fibrosis, or (g) abdominal aortic aneurism, in a subject in need thereof.

In another example, the present invention is directed to a compound as  
30 described herein for use in a methods for treating a disorder selected from the group consisting of rheumatoid arthritis, asthma, chronic obstructive pulmonary disease, sepsis, irritable bowel disease, cystic fibrosis, and abdominal aortic aneurism, in a subject in need thereof.

DETAILED DESCRIPTION OF THE INVENTION

The present invention is directed to a process for the preparation of compound of formula (I)



wherein  $R^1$ ,  $R^2$ ,  $n$  and  are as herein defined. The compounds of the present invention are inhibitors of DPP-1, useful in the treatment of disorders, diseases and conditions mediated by DPP-1 (cathepsin C), including, but not limited to, rheumatoid arthritis, asthma, chronic obstructive pulmonary disease, sepsis, irritable bowel disease, cystic fibrosis, and abdominal aortic aneurism.

10

In an embodiment of the present invention,  $R^1$  is selected from the group consisting of hydrogen,  $C_{5-6}$ cycloalkyl, phenyl, benzyl-oxy- and piperidinyl-oxy-.

15 In another embodiment of the present invention,  $R^1$  is selected from the group consisting of hydrogen,  $C_{5-6}$ cycloalkyl, phenyl, benzyl-oxy, piperidin-4-yl-oxy and piperidin-3-yl-oxy.

In another embodiment of the present invention,  $R^1$  is selected from the group consisting of hydrogen, 2-(cyclohexyl), 2-(phenyl), 3-(phenyl), 4-(benzyl-oxy), 3-(piperidin-4-yl-oxy), 3-(piperidin-3R-yl-oxy) and 3-(piperidin-3S-yl-oxy).

20

In another embodiment of the present invention,  $R^1$  is selected from the group consisting of hydrogen, 2-(phenyl), 3-(phenyl), 4-(benzyl-oxy), 3-(piperidin-4-yl-oxy), 3-(piperidin-3R-yl-oxy) and 3-(piperidin-3S-yl-oxy). In another embodiment of the present invention,  $R^1$  is selected from the group consisting of hydrogen, 3-(phenyl), 4-(benzyl-oxy), 3-(piperidin-4-yl-oxy), 3-(piperidin-3R-yl-oxy) and 3-(piperidin-3S-yl-oxy). In another embodiment of the present invention,  $R^1$  is selected from the group consisting of hydrogen, 3-(phenyl) and 3-(piperidin-4-yl-oxy).

25

In an embodiment of the present invention, the R<sup>1</sup> group is bound to the



ring at the 2-, 3- or 4-position. In another embodiment of the present

invention, the R<sup>1</sup> group is bound to the (A) ring at the 3- or 4- position. In another embodiment of the present invention, the R<sup>1</sup> group is bound to the



5 ring at the 3- position.


In an embodiment of the present invention, (A) is a ring structure selected from the group consisting of phenyl, naphthyl, fluorenyl, isoquinolinyl, benzofuryl, benzothiophenyl, benzo[1,3]dioxolyl and 2,3-dihydro-


benzo[1,4]dioxinyl; wherein the (A) ring structure is optionally substituted  
10 with one to four substituents independently selected from the group consisting of halogen, hydroxy, C<sub>1-4</sub>alkyl, fluorinated C<sub>1-4</sub>alkyl, C<sub>1-4</sub>alkoxy, (C<sub>1-4</sub>alkoxy)-(C<sub>1-4</sub>alkyl)-, (C<sub>1-4</sub>alkyl)-SO<sub>2</sub>- and (C<sub>1-4</sub>alkyl)-C(O)-NH-. In another embodiment


of the present invention, (A) is a ring structure selected from the group consisting of phenyl, naphthyl, 9H-fluorenyl, isoquinolinyl, benzofuryl,  
15 benzothiophenyl, benzo[1,3]dioxolyl and 2,3,-dihydro-benzo[1,4]dioxinyl; wherein the phenyl or naphth-1-yl is optionally substituted with one to four substituent independently selected from the group consisting of hydroxy, halogen, C<sub>1-4</sub>alkyl, C<sub>1-2</sub>alkoxy, trifluoromethyl, (C<sub>1-2</sub>alkoxy)-(C<sub>1-2</sub>alkyl)-, C<sub>1-2</sub>alkyl-SO<sub>2</sub>- and C<sub>1-2</sub>alkyl-C(O)-NH-.

20 In another embodiment of the present invention, (A) is a ring structure selected from the group consisting of phenyl, 2-hydroxy-phenyl, 4-isopropyl-phenyl, 2-methoxy-phenyl, 3-methoxy-phenyl, 4-methoxy-phenyl, 5-methoxy-phenyl, 2-trifluoromethyl-phenyl, 3-trifluoromethyl-phenyl, 4-trifluoromethyl-phenyl, 4-methyl-sulfonyl-phenyl, 2-methyl-carbonyl-amino-phenyl, 4-methyl-  
25 carbonyl-amino-phenyl, 2,3-difluoro-phenyl, 3,4-difluoro-phenyl, 2,6-dimethyl-phenyl, 3,5-dimethyl-phenyl, 3,6-dimethyl-phenyl, 3,4-dimethoxy-phenyl, 3,5-dimethoxy-phenyl, 2,4,6-trimethyl-phenyl, 2,3,5,6,-tetramethyl-phenyl, naphth-

1-yl, naphtha-2-yl, 2-hydroxy-naphth-1-yl, 2-fluoro-naphth-1-yl, 4-fluoro-naphth-1-yl, 4-methyl-naphth-1-yl, 2-methoxy-naphth-1-yl, 2-(methoxy-methyl)-naphth-1-yl, 9H-fluoren-2-yl, isoquinolin-4-yl, isoquinolin-5-yl, benzofur-5-yl, benzothiophen-5-yl, benzo[1,3]dioxol-5-yl and 2,3,-dihydro-benzo[1,4]dioxin-6-

5 yl. In another embodiment of the present invention,  is a ring structure selected from the group consisting of phenyl, 2-hydroxy-phenyl, 4-isopropyl-phenyl, 3-methoxy-phenyl, 4-methoxy-phenyl, 5-methoxy-phenyl, 3-trifluoromethyl-phenyl, 2-methyl-carbonyl-amino-phenyl, 4-methyl-carbonyl-amino-phenyl, 2,3-difluoro-phenyl, 3,4-difluoro-phenyl, 2,6-dimethyl-phenyl, 10 3,5-dimethyl-phenyl, 2,4,6-trimethyl-phenyl, naphth-1-yl, 2-fluoro-naphth-1-yl, 4-fluoro-naphth-1-yl, 4-methyl-naphth-1-yl, 9H-fluoren-2-yl, isoquinolin-5-yl, benzofur-5-yl, benzothiophen-5-yl and 2,3,-dihydro-benzo[1,4]dioxin-6-yl. In

another embodiment of the present invention,  is a ring structure selected from the group consisting of phenyl, 4-isopropyl-phenyl, 4-methoxy-phenyl, 5-methoxy-phenyl, 3,4-difluoro-phenyl, 2,6-dimethyl-phenyl, 3,5-dimethyl-phenyl, 15 naphth-1-yl, and 9H-fluoren-2-yl. In another embodiment of the present

invention,  is a ring structure selected from the group consisting of phenyl, 4-methoxy-phenyl and 3,4-difluoro-phenyl.

In an embodiment of the present invention n is 0. In another  
20 embodiment of the present invention n is 1.

In an embodiment of the present invention, the stereo-center denoted with the "\*" symbol, in the compounds of formula (I) is present in the (S)-configuration. In another embodiment of the present invention, the stereo-center denoted with the "\*" symbol, in the compounds of formula (I) is present  
25 in the (R)-configuration.

In an embodiment, the present invention is directed to a compound of formula (I) wherein the starred stereo-center is present in either the (S)-stereo-configuration in an enantiomeric excess of greater than or equal to about 80%, more preferably, in an enantiomeric excess of greater than or equal to about  
30 90%, more preferably still, in an enantiomeric excess of greater than or equal to

about 95%, more preferably still, in an enantiomeric excess of greater than or equal to about 98%, most preferably, in an enantiomeric excess of greater than or equal to about 99%.

In another embodiment, the present invention is directed to a compound  
5 of formula (I) wherein the starred stereo-center is present in either the (R)-  
stereo-configuration in an enantiomeric excess of greater than or equal to  
about 80%, more preferably, in an enantiomeric excess of greater than or equal  
to about 90%, more preferably still, in an enantiomeric excess of greater than  
or equal to about 95%, more preferably still, in an enantiomeric excess of  
10 greater than or equal to about 98%, most preferably, in an enantiomeric excess  
of greater than or equal to about 99%.

In an embodiment of the present invention,  $R^2$  is selected from the group  
consisting of  $C_{1-4}$ alkyl,  $C_{2-4}$ alkenyl,  $C_{2-4}$ alkynyl, hydroxy substituted  $C_{2-4}$ alkyl,  
 $NR^A R^B$ -( $C_{1-2}$ alkyl)-, cyclopropyl-methyl-, benzyl- and heteroaryl-( $C_{1-4}$ alkyl)-;  
15 wherein the heteroaryl is selected from the group consisting of pyridyl,  
pyrazolyl, imidazolyl and thienyl; and wherein  $R^A$  and  $R^B$  are each  
independently selected from hydrogen or  $C_{1-2}$ alkyl; provided that  $R^2$  is other  
than t-butyl. In another embodiment of the present invention,  $R^2$  is selected  
from the group consisting of  $C_{1-4}$ alkyl, hydroxy substituted  $C_{1-2}$ alkyl,  $C_{2-4}$ alkenyl,  
20  $C_{2-4}$ alkynyl,  $NH_2$ -( $C_{1-2}$ alkyl)-, cyclopropyl-methyl-, benzyl-, pyrazol-1-yl-methyl-,  
imidazol-4-yl-methyl-, pyrid-2-yl-methyl-, pyrid-3-yl-methyl- and thien-2-yl-  
methyl-; provided that  $R^2$  is other than t-butyl.

In another embodiment of the present invention,  $R^2$  is selected from the  
group consisting of ethyl, n-propyl, isopropyl, n-butyl, isobutyl, hydroxy-methyl,  
25 hydroxy-ethyl, n-buten-3-yl, propyn-2-yl, amino-n-propyl-, cyclopropyl-methyl,  
benzyl, pyrazol-1-yl-methyl-, imidazol-4-yl-methyl-, pyrid-2-yl-methyl-, pyrid-3-  
yl-methyl- and thien-2-yl-methyl-. In another embodiment of the present  
invention,  $R^2$  is selected from the group consisting of ethyl, n-propyl, n-butyl,  
hydroxy-ethyl, n-buten-3-yl, propyn-2-yl, pyrazol-1-yl-methyl-, imidazol-4-yl-  
30 methyl-, and thien-2-yl-methyl-. In another embodiment of the present  
invention,  $R^2$  is selected from the group consisting of ethyl, n-propyl, hydroxy-  
ethyl, n-buten-3-yl, propyn-2-yl, imidazol-4-yl-methyl- and thien-2-yl-methyl-. In

another embodiment of the present invention,  $R^2$  is selected from the group consisting of ethyl, propyn-2-yl, imidazol-4-yl-methyl- and thien-2-yl-methyl-.

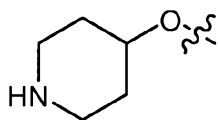
Additional embodiments of the present invention, include those wherein the substituents selected for one or more of the variables defined herein (i.e.

5  $R^1$ ,  $R^2$ ,  $n$  and  $\textcircled{A}$  ) are independently selected to be any individual substituent or any subset of substituents selected from the complete list as defined herein. In another embodiment of the present invention is any single compound or subset of compounds selected from the representative compounds listed in Table 1 below.

10 Representative compounds of the present invention are as listed in Table 1 below. In the listing of the substituents for the  $R^1$  group, the number in front of the parentheses containing the  $R^1$  substituent group indicates the

position at which the  $R^1$  group is bound on the  $\textcircled{A}$  ring. For example, the group "3-(piperidin-4-yl-oxy-)" shall denote a group of the following structure:

15



bound at the 3-position of the  $\textcircled{A}$  ring (wherein the 1-position of the  $\textcircled{A}$  ring is the binding position of the  $\textcircled{A}$  ring to the rest of the compound of formula (I)).

**Table 1: Representative Compounds of Formula (I)**

ID No	$R^1$	$\textcircled{A}$	$n$	*	$R^2$

1	3-(piperidin-4-yl-oxy)	phenyl	1	S	benzyl
3	3-(piperidin-4-yl-oxy)	phenyl	1	S	propyn-2-yl
6	3-(piperidin-4-yl-oxy)	phenyl	0	S	propyn-2-yl
7	3-(piperidin-4-yl-oxy)	5-methoxy-phenyl	1	S	propyn-2-yl
8	3-(piperidin-4-yl-oxy)	phenyl	1	S	n-buten-3-yl
9	3-(piperidin-4-yl-oxy)	phenyl	1	S	ethyl
11	3-(piperidin-4-yl-oxy)	phenyl	1	S	cyclopropyl-methyl-
12	3-(piperidin-4-yl-oxy)	phenyl	1	S	n-butyl
13	3-(piperidin-4-yl-oxy)	phenyl	1	S	amino-n-propyl-
15	3-(piperidin-4-yl-oxy)	phenyl	1	S	hydroxy-ethyl-
16	3-(piperidin-4-yl-oxy)	phenyl	1	S	isopropyl
18	3-(piperidin-4-yl-oxy)	phenyl	1	S	n-propyl
19	3-(piperidin-4-yl-oxy)	phenyl	1	S	pyrazol-1-yl-methyl-
20	3-(piperidin-4-yl-oxy)	phenyl	1	S	imidazol-4-yl-methyl-
24	3-(phenyl)	phenyl	1	S	propyn-2-yl
25	3-(piperidin-4-yl-oxy)	phenyl	1	S	hydroxy-methyl-

31	3-(piperidin-4-yl-oxy)	phenyl	1	S	isobutyl
33	3-(piperidin-4-yl-oxy)	phenyl	1	S	pyrid-3-yl-methyl-
35	H	3-methoxy-phenyl	1	S	ethyl
39	H	3,4-difluoro-phenyl	1	S	ethyl
40	H	4-methoxy-phenyl	1	S	ethyl
41	H	naphth-1-yl	1	S	ethyl
49	H	2,6-dimethyl-phenyl	1	S	ethyl
51	H	benzo[1,3]-dioxol-5-yl	1	S	ethyl
55	H	2,4,6-trimethyl-phenyl	1	S	ethyl
56	H	4-methyl-sulfonyl-phenyl	1	S	ethyl
57	H	3,4-dimethoxy-phenyl	1	S	ethyl
58	H	4-trifluoro-methyl-phenyl	1	S	ethyl
59	H	3,5-dimethoxy-phenyl	1	S	ethyl
60	H	benzo-thiophen-5-yl	1	S	ethyl
61	2-(phenyl)	phenyl	1	S	ethyl
63	3-(piperidin-4-yl-oxy)	phenyl	1	S	thien-2-yl-methyl-
71	3-(piperidin-4-yl-oxy)	phenyl	1	R	ethyl
72	H	3-trifluoro-methyl-phenyl	1	S	ethyl
73	H	naphth-2-yl	1	S	ethyl
74	H	2-trifluoro-methyl-phenyl	1	S	ethyl



75	2-(cyclohexyl)	phenyl	1	S	ethyl
76	H	2,3,5,6-tetra-methyl-phenyl	1	S	ethyl
77	H	3,6-dimethyl-phenyl	1	S	ethyl
78	3-(piperidin-3R-yl-oxy)	phenyl	1	S	ethyl
79	3-(piperidin-3R-yl-oxy)	phenyl	1	S	propyn-2-yl
80	3-(piperidin-3S-yl-oxy)	phenyl	1	S	ethyl
81	4-(phenyl)	phenyl	1	S	ethyl
82	H	isoquinolin-5-yl	1	S	ethyl
83	H	4-methyl-naphth-1-yl	1	S	ethyl
84	H	4-fluoro-naphth-1-yl	1	S	ethyl
85	3-(piperidin-3S-yl-oxy)	phenyl	1	S	propyn-2-yl
86	4-(benzyl-oxy)	phenyl	1	S	ethyl
87	H	2-methoxy-naphth-1-yl	1	S	ethyl
88	H	2-(methoxy-methyl-naphth-1-yl)	1	S	ethyl
89	H	isoquinolin-4-yl	1	S	ethyl
90	3-(piperidin-4-yl-oxy)	phenyl	1	S	pyrid-2-yl-methyl-
91	H	benzofur-5-yl	1	S	ethyl
92	H	3-methoxy-phenyl	1	R	ethyl
95	H	4-isopropyl-phenyl	1	S	ethyl
96	H	3,5-dimethyl-phenyl	1	S	ethyl
97	H	2,3-dihydro-benzo[1,4]-dioxin-6-yl	1	S	ethyl

98	H	phenyl	1	S	ethyl
99	H	2-methoxy-phenyl	1	S	ethyl
100	H	4-methyl-carbonyl-amino-phenyl	1	S	ethyl
101	H	9H-fluoren-2-yl	1	S	ethyl
102	H	2,3-difluoro-phenyl	1	S	ethyl
103	H	2-methyl-carbonyl-amino-phenyl	1	S	ethyl
104	H	2-hydroxy-phenyl	1	S	ethyl
105	H	2-hydroxy-naphth-1-yl	1	S	ethyl
106	H	2-fluoro-naphth-1-yl	1	S	ethyl

As used herein, “**halogen**” shall mean chlorine, bromine, fluorine and iodine.

As used herein, the term “**alkyl**” whether used alone or as part of a substituent group, shall include straight and branched carbon chain compositions of one to six carbon atoms. For example, alkyl radicals include methyl, ethyl, propyl, isopropyl, butyl, isobutyl, sec-butyl, t-butyl, n-pentyl, and the like. The prefix “**C<sub>X-Y</sub>**” wherein X and Y are integers, when used with alkyl shall mean a carbon chain composition of between X and Y carbon atoms. For example, the term “**C<sub>1-4</sub>alkyl**” shall mean a straight or branched carbon chain composition of 1 to 4 carbon atoms.

One skilled in the art will recognize that the terms “-(alkyl)-” and “-(C<sub>1-4</sub>alkyl)-” shall denote any alkyl or C<sub>1-4</sub>alkyl carbon chain as herein defined, wherein said alkyl or C<sub>1-4</sub>alkyl chain is divalent and is further bound through two points of attachment, preferably through two terminal carbon atoms.

As used herein, the term “**alkenyl**” whether used alone or as part of a substituent group, shall include straight and branched chains compositions of between 2 and 6 carbon atoms containing at least one unsaturated double bond. For example, alkenyl radicals include ethenyl, n-propen-2-yl, n-buten-2-yl, n-penten-2-yl and the like. The term “**C<sub>2-4</sub>alkenyl**” shall mean a straight or

branched carbon chain composition of 2 to 4 carbon atoms containing at least one unsaturated double bond.

As used herein, the term “**alkynyl**” whether used alone or as part of a substituent group, shall include straight and branched chains compositions of between 2 and 6 carbon atoms containing at least one unsaturated triple bond. For example, alkynyl radicals include ethynyl, n-propyl-2-ynyl, n-butyl-2-ynyl, n-pentyl-2-ynyl and the like. The term “**C<sub>2-4</sub>alkynyl**” shall mean a straight or branched carbon chain composition of 2 to 4 carbon atoms containing at least one unsaturated triple bond.

As used herein, unless otherwise noted, the term “**halogenated C<sub>1-4</sub>alkyl**” shall mean any C<sub>1-4</sub>alkyl group as defined above substituted with at least one halogen atom, preferably substituted with a least one fluoro atom. Suitable examples include but are not limited to -CF<sub>3</sub>, -CCl<sub>3</sub>, -CH<sub>2</sub>-CF<sub>3</sub>, -CH<sub>2</sub>-CCl<sub>3</sub>, -CF<sub>2</sub>-CF<sub>2</sub>-CF<sub>2</sub>-CF<sub>3</sub>, and the like. Similarly, unless otherwise noted, the term “**fluorinated C<sub>1-4</sub>alkyl**” shall mean any C<sub>1-4</sub>alkyl group as defined above substituted with at least one fluoro atom, preferably substituted with a least one fluoro atom. Suitable examples include but are not limited to -CF<sub>3</sub>, -CH<sub>2</sub>-CF<sub>3</sub>, -CF<sub>2</sub>-CF<sub>2</sub>-CF<sub>2</sub>-CF<sub>3</sub>, and the like.

As used herein, unless otherwise noted, the term “**hydroxy substituted C<sub>1-4</sub>alkyl**” shall mean any C<sub>1-4</sub>alkyl group as defined above substituted with at least one hydroxy group. Preferably, the C<sub>1-4</sub>alkyl group is substituted with one hydroxy group. Preferably, the C<sub>1-4</sub>alkyl group is substituted with a hydroxy group at a terminal carbon. Suitable examples include, but are not limited to, -CH<sub>2</sub>(OH), -CH<sub>2</sub>-CH<sub>2</sub>(OH), -CH<sub>2</sub>-CH(OH)-CH<sub>2</sub>, and the like.

As used herein, unless otherwise noted, “**alkoxy**” shall denote an oxygen ether radical of the above described straight or branched chain alkyl groups. For example, methoxy, ethoxy, n-propoxy, sec-butoxy, t-butoxy, n-hexyloxy and the like. The prefix “**C<sub>X-Y</sub>**” wherein X and Y are integers, when used with alkoxy, shall mean an ether radical of a straight or branched carbon chain composition of between X and Y carbon atoms. For example, the term “**C<sub>1-4</sub>alkoxy**” shall mean an ether radical of a straight or branched carbon chain composition of 1 to 4 carbon atoms.

One skilled in the art will recognize that the terms “-(alkoxy)-” and “-(C<sub>1-4</sub>alkoxy)-” shall denote any alkoxy or C<sub>1-4</sub>alkoxy group as herein defined, wherein said alkoxy or C<sub>1-4</sub>alkoxy chain is divalent and is further bound through two points of attachment, preferably through a terminal carbon and the oxygen atoms.

As used herein, unless otherwise noted, the term “**halogenated C<sub>1-4</sub>alkoxy**” shall mean any C<sub>1-4</sub>alkoxy group as defined above substituted with at least one halogen atom, preferably substituted with a least one fluoro atom. Suitable examples include but are not limited to -OCF<sub>3</sub>, -OCCl<sub>3</sub>, -OCH<sub>2</sub>-CF<sub>3</sub>, -OCH<sub>2</sub>-CCl<sub>3</sub>, -OCF<sub>2</sub>-CF<sub>2</sub>-CF<sub>2</sub>-CF<sub>3</sub>, and the like. Similarly, unless otherwise noted, the term “**fluorinated C<sub>1-4</sub>alkoxy**” shall mean any C<sub>1-4</sub>alkoxy group as defined above substituted with at least one fluoro atom, preferably substituted with a least one fluoro atom. Suitable examples include but are not limited to -OCF<sub>3</sub>, -OCH<sub>2</sub>-CF<sub>3</sub>, -OCF<sub>2</sub>-CF<sub>2</sub>-CF<sub>2</sub>-CF<sub>3</sub>, and the like.

As used herein, unless otherwise noted, “**aryl**” shall refer to unsubstituted carbocyclic aromatic groups such as phenyl, naphthyl, fluorenyl, and the like; preferably phenyl or naphthyl.

As used herein, unless otherwise noted, the term “**C<sub>3-8</sub>cycloalkyl**” shall mean any stable 3-6 membered monocyclic, saturated ring system, for example cyclopropyl, cyclobutyl, cyclopentyl, cyclohexyl, cycloheptyl and cyclooctyl. One skilled in the art will recognize that the prefix “C<sub>x-y</sub>” when used with the term cycloalkyl shall denote the number of ring carbon atoms.

As used herein, unless otherwise noted, “**heteroaryl**” shall denote any five or six membered monocyclic aromatic ring structure containing between one and two heteroatoms independently selected from the group consisting of O, N and S. The heteroaryl group may be attached at any heteroatom or carbon atom of the ring such that the result is a stable structure. Suitably examples include, but are not limited to pyrrolyl, pyrazolyl, furyl, thienyl, oxazolyl, imidazolyl, isoxazolyl, isothiazolyl, pyridyl, pyridazinyl, pyrimidinyl, pyrazinyl, pyranyl, furazanyl, and the like. Preferred heteroaryl groups include thienyl, pyrazolyl, pyridyl and imidazolyl.

When a particular group is “**substituted**” (e.g., alkyl, cycloalkyl, aryl, heteroaryl,, etc.), that group may have one or more substituents, preferably from one to five substituents, more preferably from one to three substituents,

most preferably from one to two substituents, independently selected from the list of substituents.

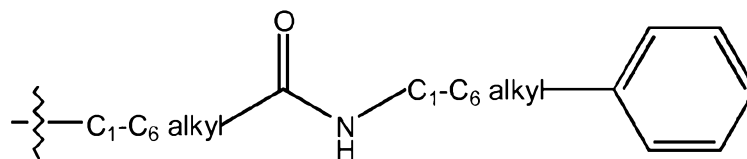
With reference to substituents, the term "**independently**" means that when more than one of such substituents is possible, such substituents may be the same or different from each other.

As used herein, the notation "\*" shall denote the presence of a stereogenic center. Where the compounds according to this invention have at least one **chiral center**, they may accordingly exist as enantiomers. Where the compounds possess two or more chiral centers, they may additionally exist as diastereomers. It is to be understood that all such isomers and mixtures thereof are encompassed within the scope of the present invention. Preferably, wherein the compound is present as an enantiomer, the enantiomer is present at an enantiomeric excess of greater than or equal to about 80%, more preferably, at an enantiomeric excess of greater than or equal to about 90%, more preferably still, at an enantiomeric excess of greater than or equal to about 95%, more preferably still, at an enantiomeric excess of greater than or equal to about 98%, most preferably, at an enantiomeric excess of greater than or equal to about 99%. Similarly, wherein the compound is present as a diastereomer, the diastereomer is present at an diastereomeric excess of greater than or equal to about 80%, more preferably, at an diastereomeric excess of greater than or equal to about 90%, more preferably still, at an diastereomeric excess of greater than or equal to about 95%, more preferably still, at an diastereomeric excess of greater than or equal to about 98%, most preferably, at an diastereomeric excess of greater than or equal to about 99%.

Furthermore, some of the crystalline forms for the compounds of the present invention may exist as polymorphs and as such are intended to be included in the present invention. In addition, some of the compounds of the present invention may form solvates with water (i.e., hydrates) or common organic solvents, and such solvates are also intended to be encompassed within the scope of this invention.

Under standard nomenclature used throughout this disclosure, the terminal portion of the designated side chain is described first, followed by the adjacent

functionality toward the point of attachment. Thus, for example, a "phenylC<sub>1</sub>-C<sub>6</sub>alkylaminocarbonylC<sub>1</sub>-C<sub>6</sub>alkyl-" substituent refers to a group of the formula



Abbreviations used in the specification, particularly the Schemes and

5 Examples, are as follows:

	Boc or BOC	=	<i>tert</i> -Butoxycabronyl
	Cbz	=	Carboxy-benzyl
	DCM	=	Dichloromethane
	DIAD	=	Diisopropyl azodicarboxylate
10	DIPEA or DIEA	=	Diisopropylethylamine
	DMAP	=	4-N,N-Dimethylaminopyridine
	DME	=	Dimethyl ether
	DMF	=	N,N-Dimethylformamide
	DMSO	=	Dimethylsulfoxide
15	DTT	=	Dithiothreitol
	EDC or EDCI	=	1-ethyl-3-(3-dimethylaminopropyl) carbodiimide
	EtOAc	=	Ethyl Acetate
	GR-AMC	=	Glycine-Arginine-amino-4-methyl-coumain
	GSH	=	Glutathione
20	HATU	=	O-(7-Azabenzotriazol-1-yl)-N,N,N',N''- Tetramethyl Uronium Hexafluorophosphate
	HBTU	=	O-(1H-Benzotriazol-1-yl)-N,N,N',N'- tetramethyluronium hexafluorophosphate
	HEPES	=	4-(2-Hydroxyethyl)-1-Piperazine Ethane Sulfonic 25 Acid
	HOBT or HOBt	=	1-Hydroxybenzotriazole
	HPLC	=	High Pressure Liquid Chromatography
	MeOH	=	Methanol
	MOM	=	Methoxymethyl
30	MTBE	=	Methyl <i>tert</i> -Butyl Ether

	NMP	=	N-methyl-2-pyrrolidinone
	$\text{Pd}_2(\text{OAc})_2$	=	Palladium(II)acetate
	$\text{Pd}(\text{dppf})\text{Cl}_2$	=	Dichloro[1,1'-bis(diphenylphosphine) ferrocene]palladium(II)
5	$\text{Pd}(\text{dppp})\text{Cl}_2$	=	Bis(diphenylphosphino)propane palladium (II) chloride
	$\text{Pd}(\text{PPh}_3)_4$	=	Tetrakis(triphenylphosphine) palladium (0)
	$\text{Pd}(\text{PPh}_3)_2\text{Cl}_2$	=	Bis(triphenylphosphine)palladium (II) chloride
	TEA	=	Triethylamine
10	TFA	=	Trifluoroacetic Acid
	THF	=	Tetrahydrofuran
	THP	=	Tetrahydropyranyl
	TMS	=	Trimethylsilyl

15 As used herein, unless otherwise noted, the terms “**treating**”,  
“**treatment**” and the like, shall include the management and care of a subject or  
patient (preferably mammal, more preferably human) for the purpose of  
combating a disease, condition, or disorder and includes the administration of a  
compound of the present invention to prevent the onset of the symptoms or  
20 complications, alleviate the symptoms or complications, or eliminate the  
disease, condition, or disorder.

As used herein, unless otherwise noted, the term “**prevention**” shall  
include (a) reduction in the frequency of one or more symptoms; (b) reduction  
in the severity of one or more symptoms; (c) the delay or avoidance of the  
25 development of additional symptoms; and / or (d) delay or avoidance of the  
development of the disorder or condition.

One skilled in the art will recognize that wherein the present invention is  
directed to methods of prevention, a subject in need of thereof (i.e. a subject in  
need of prevention) shall include any subject or patient (preferably a mammal,  
30 more preferably a human) who has experienced or exhibited at least one  
symptom of the disorder, disease or condition to be prevented. Further, a  
subject in need thereof may additionally be a subject (preferably a mammal,  
more preferably a human) who has not exhibited any symptoms of the disorder,

disease or condition to be prevented, but who has been deemed by a physician, clinician or other medical profession to be at risk of developing said disorder, disease or condition. For example, the subject may be deemed at risk of developing a disorder, disease or condition (and therefore in need of prevention or preventive treatment) as a consequence of the subject's medical history, including, but not limited to, family history, pre-disposition, co-existing (comorbid) disorders or conditions, genetic testing, and the like.

The term “**subject**” as used herein, refers to an animal, preferably a mammal, most preferably a human, who has been the object of treatment, observation or experiment. Preferably, the subject has experienced and / or exhibited at least one symptom of the disease or disorder to be treated and / or prevented.

The term “**therapeutically effective amount**” as used herein, means that amount of active compound or pharmaceutical agent that elicits the biological or medicinal response in a tissue system, animal or human that is being sought by a researcher, veterinarian, medical doctor or other clinician, which includes alleviation of the symptoms of the disease or disorder being treated.

As used herein, the term “**composition**” is intended to encompass a product comprising the specified ingredients in the specified amounts, as well as any product which results, directly or indirectly, from combinations of the specified ingredients in the specified amounts.

As used herein, the term “**DPP-1 mediated disorder**” shall include any condition, disease or disorder which may be mediated through inhibition of DPP-1 activity. One skilled in the art will recognize that disorders mediated by DPP-1 include, but are not limited to

(a) disorders of the respiratory tract: including obstructive diseases of the airways including asthma, including bronchial, allergic, intrinsic, extrinsic, exercise-induced, drug induce (including aspirin and NSAID-induced) and dust induced asthma, both intermittent and persistent and of all severities, and other causes of airway hyper-responsiveness; chronic obstructive pulmonary disease (COPD); bronchitis, including infectious and eosinophilic bronchitis; emphysema; bronchiectasis; cystic fibrosis; sarcoidosis; farmer's lung and related diseases; hypersensitive pneumonitis; lung fibrosis, including cryptogenic



fibrosing alveolitis, idiopathic interstitial pneumonias, fibrosis complicating anti-neoplastic therapy and chronic infection, including tuberculosis and aspergillosis and other fungal infections; complications of lung transplantation; vasculitic and thrombotic disorders of the lung vasculature, and pulmonary hypertension; antitussive activity including treatment of chronic cough associated with inflammatory and secretory conditions of the airways, and iatrogenic cough; acute and chronic rhinitis including rhinitis medicamentosa, and vasomotor rhinitis; perennial and seasonal allergic rhinitis including rhinitis nervosa (hay fever); nasal polyposis; acute viral infection including the common cold, and infection due to respiratory syncytial virus, influenza, coronavirus (including SARS) and adenovirus;

(b) skin disorders: psoriasis, atopic dermatitis, contact dermatitis or other eczematous dermatoses, and delayed-type hypersensitivity reactions; phyto- and photodermatitis; seborrhoeic dermatitis, dermatitis herpetiformis, lichen planus, lichen sclerosus et atrophica, pyoderma gangrenosum, skin sarcoid, discoid lupus erythematosus, pemphigus, pemphigoid, epidermolysis bullosa, urticaria, angioderma, vasculitides, toxic erythemas, cutaneous eosinophilias, alopecia areata, male-pattern baldness, Sweet's syndrome, Weber-Christian syndrome, erythema multiforme; cellulitis, both infective and non-infective; panniculitis; cutaneous lymphomas, non-melanoma skin cancer and other dysplastic lesions; drug-induced disorders including fixed-drug eruptions;

(c) eye disorders: blepharitis, conjunctivitis, including perennial and vernal allergic conjunctivitis; iritis; anterior and posterior uveitis; choroiditis; autoimmune, degenerative or inflammatory disorders affecting the retina; opthalmitis including sympathetic opthalmitis; sarcoidosis; infections including viral, fungal and bacterial;

(d) genitourinary disorders: nephritis including interstitial and glomerulonephritis; nephritic syndrome; cystitis including acute and chronic (interstitial) cystitis and Hunner's ulcer; acute and chronic urethritis, prostatitis, epididymitis, oophoritis and salpingitis; vulvo-vaginitis; Peyronie's disease; erectile dysfunction;

(e) allograft rejection disorders: acute and chronic following, for example, transplantation of kidney, heart, liver, lung, bone marrow, skin or cornea or following blood transfusion; or chronic graft versus host disease;

(f) auto-immune and allergic disorders including rheumatoid arthritis, irritable bowel syndrome, systemic lupus erythematosus, multiple sclerosis, Hashimoto's thyroiditis, Grave's disease, Addison's disease, diabetes mellitus, idiopathic thrombocytopaenic purpura, eosinophilic fasciitis, hyper-IgE syndrome, antiphospholipid syndrome and Sazary syndrome;

(g) cancers: including treatment of common cancers including prostate, breast, lung, ovarian, pancreatic, bowel and colon, stomach, skin and brain tumors and malignancies affecting the bone marrow (including leukaemias) and lymphoproliferative systems, such as Hodgkin's and non-Hodgkin's lymphoma; including the prevention and treatment of metastatic disease and tumor recurrences, and paraneoplastic syndrome; and

(h) infectious diseases: viral diseases such as genital warts, common warts, plantar warts, hepatitis B, hepatitis C, herpes simplex virus, molluscum contagiosum, variola, human immunodeficiency virus (HIV), human papilloma virus (HPV), cytomegalovirus (CMV), varicella zoster virus (VZV), rhinovirus, adenovirus, coronavirus, influenza, para-influenza; bacterial diseases such as tubercuavium, leprosy; other infectious diseases such as fungal diseases, Chlamydia, candida, aspergillus, cryptococcal meningitis, pneumocystis carinii, cryptosporidiosis, histoplasmosis, toxoplasmosis, trypanosome infection and leishmaniasis.

In another embodiment, the present invention is directed to methods for the treatment and / or prevention of a DPP-1 mediated disorder; wherein the DPP-1 mediated disorder is selected from the group consisting of chronic obstructive pulmonary disease (COPD), asthma, acute lung injury, adult respiratory distress syndrome, abdominal or thoracic aneurism, rheumatoid arthritis, osteoarthritis, multiple sclerosis, sepsis and toxoplasmosis.

In another embodiment, the present invention is directed to methods for the treatment and / or prevention of a DPP-1 mediated disorder; wherein the DPP-1 mediated disorder is selected from the group consisting of rheumatoid

arthritis, asthma, chronic obstructive pulmonary disease (COPD), sepsis, irritable bowel disease, cystic fibrosis, and abdominal aortic aneurism.

As more extensively provided in this written description, terms such as “**reacting**” and “**reacted**” are used herein in reference to a chemical entity that  
5 is any one of: (a) the actually recited form of such chemical entity, and (b) any of the forms of such chemical entity in the medium in which the compound is being considered when named.

One skilled in the art will recognize that, where not otherwise specified, the reaction step(s) is performed under suitable conditions, according to known  
10 methods, to provide the desired product. One skilled in the art will further recognize that, in the specification and claims as presented herein, wherein a reagent or reagent class/type (e.g. base, solvent, etc.) is recited in more than one step of a process, the individual reagents are independently selected for each reaction step and may be the same or different from each other. For  
15 example wherein two steps of a process recite an organic or inorganic base as a reagent, the organic or inorganic base selected for the first step may be the same or different than the organic or inorganic base of the second step. Further, one skilled in the art will recognize that wherein a reaction step of the present invention may be carried out in a variety of solvents or solvent systems,  
20 said reaction step may also be carried out in a mixture of the suitable solvents or solvent systems.

Examples of suitable solvents, bases, reaction temperatures, and other reaction parameters and components are provided in the detailed descriptions which follow herein. One skilled in the art will recognize that the listing of said  
25 examples is not intended, and should not be construed, as limiting in any way the invention set forth in the claims which follow thereafter.

To provide a more concise description, some of the quantitative expressions given herein are not qualified with the term “**about**”. It is understood that whether the term “about” is used explicitly or not, every  
30 quantity given herein is meant to refer to the actual given value, and it is also meant to refer to the approximation to such given value that would reasonably be inferred based on the ordinary skill in the art, including approximations due to the experimental and/or measurement conditions for such given value.

To provide a more concise description, some of the quantitative expressions herein are recited as a range from about amount X to about amount Y. It is understood that wherein a range is recited, the range is not limited to the recited upper and lower bounds, but rather includes the full range from about amount X through about amount Y, or any amount or range therein.

As used herein, unless otherwise noted, the term "**leaving group**" shall mean a charged or uncharged atom or group which departs during a substitution or displacement reaction. Suitable examples include, but are not limited to, Br, Cl, I, mesylate, tosylate, and the like.

During any of the processes for preparation of the compounds of the present invention, it may be necessary and/or desirable to protect sensitive or reactive groups on any of the molecules concerned. This may be achieved by means of conventional protecting groups, such as those described in Protective Groups in Organic Chemistry, ed. J.F.W. McOmie, Plenum Press, 1973; and T.W. Greene & P.G.M. Wuts, Protective Groups in Organic Synthesis, John Wiley & Sons, 1991. The protecting groups may be removed at a convenient subsequent stage using methods known from the art.

As used herein, unless otherwise noted, the term "**nitrogen protecting group**" shall mean a group which may be attached to a nitrogen atom to protect said nitrogen atom from participating in a reaction and which may be readily removed following the reaction. Suitable nitrogen protecting groups include, but are not limited to carbamates – groups of the formula  $-C(O)O-R$  wherein R is for example methyl, ethyl, t-butyl, benzyl, phenylethyl,  $CH_2=CH-CH_2-$ , and the like; amides – groups of the formula  $-C(O)-R'$  wherein R' is for example methyl, phenyl, trifluoromethyl, and the like; N-sulfonyl derivatives – groups of the formula  $-SO_2-R''$  wherein R'' is for example tolyl, phenyl, trifluoromethyl, 2,2,5,7,8-pentamethylchroman-6-yl-, 2,3,6-trimethyl-4-methoxybenzene, and the like. Other suitable nitrogen protecting groups may be found in texts such as T.W. Greene & P.G.M. Wuts, Protective Groups in Organic Synthesis, John Wiley & Sons, 1991.

As used herein, unless otherwise noted, the term "**oxygen protecting group**" shall mean a group which may be attached to a oxygen atom to protect said oxygen atom from participating in a reaction and which may be readily

removed following the reaction. Suitable oxygen protecting groups include, but are not limited to, acetyl, benzoyl, t-butyl-dimethylsilyl, trimethylsilyl (TMS), MOM, THP, and the like. Other suitable oxygen protecting groups may be found in texts such as T.W. Greene & P.G.M. Wuts, Protective Groups in Organic Synthesis, John Wiley & Sons, 1991.

Where the processes for the preparation of the compounds according to the invention give rise to mixture of stereoisomers, these isomers may be separated by conventional techniques such as preparative chromatography. The compounds may be prepared in racemic form, or individual enantiomers may be prepared either by enantiospecific synthesis or by resolution. The compounds may, for example, be resolved into their component enantiomers by standard techniques, such as the formation of diastereomeric pairs by salt formation with an optically active acid, such as (-)-di-p-toluoyl-D-tartaric acid and/or (+)-di-p-toluoyl-L-tartaric acid followed by fractional crystallization and regeneration of the free base. The compounds may also be resolved by formation of diastereomeric esters or amides, followed by chromatographic separation and removal of the chiral auxiliary. Alternatively, the compounds may be resolved using a chiral HPLC column.

Additionally, chiral HPLC against a standard may be used to determine percent enantiomeric excess (%ee). The enantiomeric excess may be calculated as follows

$$[ (R_{\text{moles}} - S_{\text{moles}}) / (R_{\text{moles}} + S_{\text{moles}}) ] \times 100\%$$

where Rmoles and Smoles are the R and S mole fractions in the mixture such that Rmoles+Smoles = 1. The enantiomeric excess may alternatively be calculated from the specific rotations of the desired enantiomer and the prepared mixture as follows:

$$ee = ([\alpha]_{\text{obs}} / [\alpha]_{\text{max}}) \times 100.$$

For use in medicine, the salts of the compounds of this invention refer to non-toxic "**pharmaceutically acceptable salts.**" Other salts may, however, be useful in the preparation of compounds according to this invention or of their pharmaceutically acceptable salts. Suitable pharmaceutically acceptable salts of the compounds include acid addition salts which may, for example, be

formed by mixing a solution of the compound with a solution of a pharmaceutically acceptable acid such as hydrochloric acid, sulfuric acid, fumaric acid, maleic acid, succinic acid, acetic acid, benzoic acid, citric acid, tartaric acid, carbonic acid or phosphoric acid. Furthermore, where the compounds of the invention carry an acidic moiety, suitable pharmaceutically acceptable salts thereof may include alkali metal salts, e.g., sodium or potassium salts; alkaline earth metal salts, e.g., calcium or magnesium salts; and salts formed with suitable organic ligands, e.g., quaternary ammonium salts. Thus, representative pharmaceutically acceptable salts include, but are not limited to, the following: acetate, benzenesulfonate, benzoate, bicarbonate, bisulfate, bitartrate, borate, bromide, calcium edetate, camsylate, carbonate, chloride, clavulanate, citrate, dihydrochloride, edetate, edisylate, estolate, esylate, fumarate, gluceptate, gluconate, glutamate, glycolylarsanilate, hexylresorcinate, hydrabamine, hydrobromide, hydrochloride, hydroxynaphthoate, iodide, isothionate, lactate, lactobionate, laurate, malate, maleate, mandelate, mesylate, methylbromide, methylnitrate, methylsulfate, mucate, napsylate, nitrate, N-methylglucamine ammonium salt, oleate, pamoate (embonate), palmitate, pantothenate, phosphate/diphosphate, polygalacturonate, salicylate, stearate, sulfate, subacetate, succinate, tannate, tartrate, teoclate, tosylate, triethiodide and valerate.

Representative acids which may be used in the preparation of pharmaceutically acceptable salts include, but are not limited to, the following: acids including acetic acid, 2,2-dichloroacetic acid, acylated amino acids, adipic acid, alginic acid, ascorbic acid, L-aspartic acid, benzenesulfonic acid, benzoic acid, 4-acetamidobenzoic acid, (+)-camphoric acid, camphorsulfonic acid, (+)-(1S)-camphor-10-sulfonic acid, capric acid, caproic acid, caprylic acid, cinnamic acid, citric acid, cyclamic acid, dodecylsulfuric acid, ethane-1,2-disulfonic acid, ethanesulfonic acid, 2-hydroxy-ethanesulfonic acid, formic acid, fumaric acid, galactaric acid, gentisic acid, glucoheptonic acid, D-gluconic acid, D-glucuronic acid, L-glutamic acid,  $\alpha$ -oxo-glutaric acid, glycolic acid, hipuric acid, hydrobromic acid, hydrochloric acid, (+)-L-lactic acid, ( $\pm$ )-DL-lactic acid, lactobionic acid, maleic acid, (-)-L-malic acid, malonic acid, ( $\pm$ )-DL-mandelic acid, methanesulfonic acid, naphthalene-2-sulfonic acid, naphthalene-1,5-

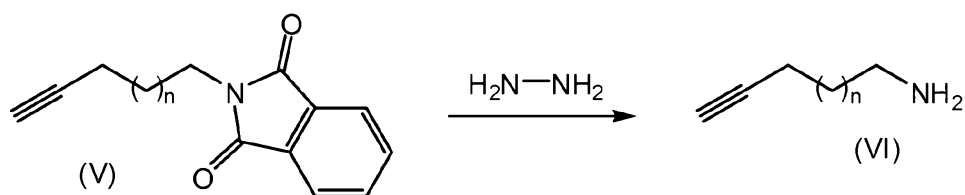
disulfonic acid, 1-hydroxy-2-naphthoic acid, nicotinic acid, nitric acid, oleic acid, orotic acid, oxalic acid, palmitic acid, pamoic acid, phosphoric acid, L-pyroglutamic acid, salicylic acid, 4-amino-salicylic acid, sebaic acid, stearic acid, succinic acid, sulfuric acid, tannic acid, (+)-L-tartaric acid, thiocyanic acid,  
5 p-toluenesulfonic acid and undecylenic acid.

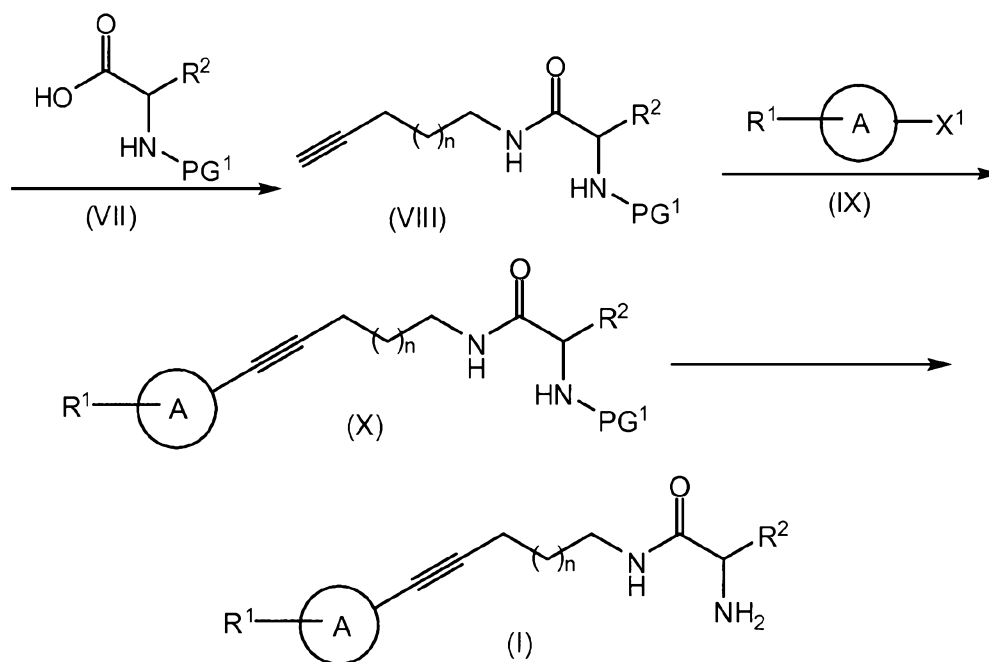
Representative bases which may be used in the preparation of pharmaceutically acceptable salts include, but are not limited to, the following: bases including ammonia, L-arginine, benethamine, benzathine, calcium hydroxide, choline, deanol, diethanolamine, diethylamine, 2-(diethylamino)-  
10 ethanol, ethanolamine, ethylenediamine, N-methyl-glucamine, hydrabamine, 1H-imidazole, L-lysine, magnesium hydroxide, 4-(2-hydroxyethyl)-morpholine, piperazine, potassium hydroxide, 1-(2-hydroxyethyl)-pyrrolidine, secondary amine, sodium hydroxide, triethanolamine, tromethamine and zinc hydroxide.

The present invention includes within its scope **prodrugs** of the  
15 compounds of this invention. In general, such prodrugs will be functional derivatives of the compounds which are readily convertible *in vivo* into the required compound. Thus, in the methods of treatment of the present invention, the term "administering" shall encompass the treatment of the various disorders described with the compound specifically disclosed or with a  
20 compound which may not be specifically disclosed, but which converts to the specified compound *in vivo* after administration to the patient. Conventional procedures for the selection and preparation of suitable prodrug derivatives are described, for example, in "Design of Prodrugs", ed. H. Bundgaard, Elsevier, 1985.

25

Compounds of formula (I) may be prepared according to the process outlined in Scheme 1.





Scheme 1

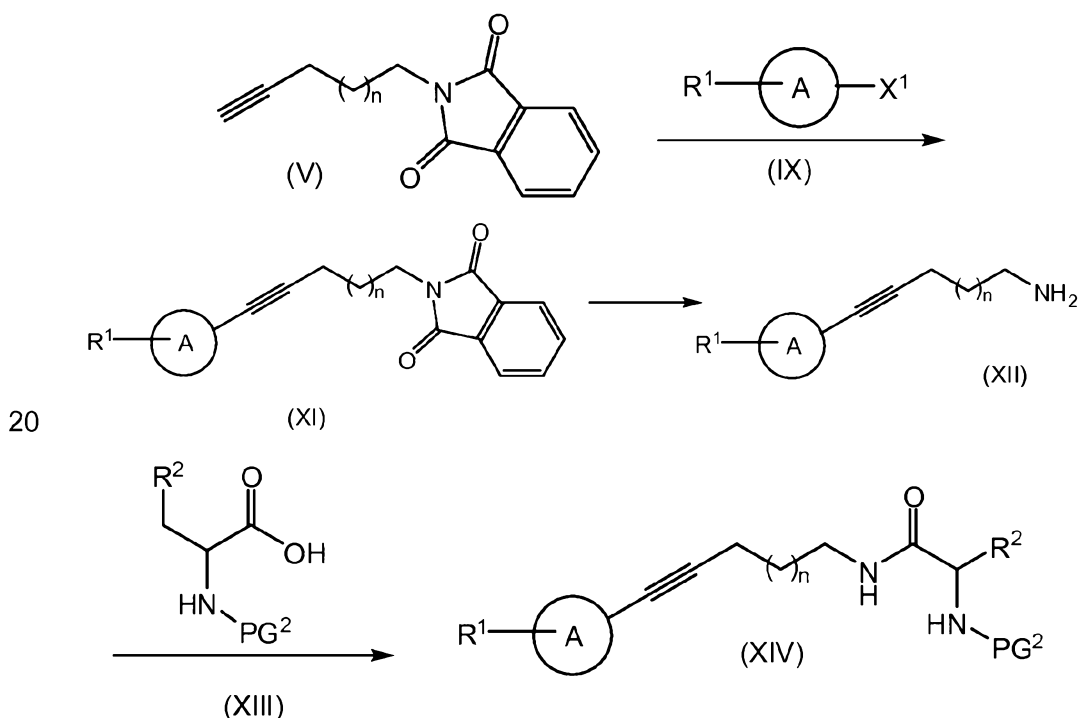
- 5 Accordingly, a suitably substituted compound of formula (V), a known compound or compound prepared by known methods, is reacted with hydrazine, a known compound; in a suitably selected alcohol such as methanol, ethanol, isopropanol, and the like; to yield the corresponding compound of formula (VI).
- 10 The compound of formula (VI) is reacted with a suitably substituted compound of formula (VII), wherein PG<sup>1</sup> is a suitably selected nitrogen protecting group such as BOC, -C(O)-CF<sub>3</sub>, and the like; in the presence of a suitably selected coupling agent such as HOBt in combination with EDC, HATU, and the like; in the presence of an organic base such as TEA, DIPEA,
- 15 pyridine, and the like; in the presence of a suitably selected catalyst such as DMAP, and the like; in a suitably selected organic solvent or mixture thereof such as DMF, NMP, and the like; to yield the corresponding compound of formula (VIII).
- 20 The compound of formula (VIII) is reacted with a suitably substituted compound of formula (IX), wherein X<sup>1</sup> is a suitably selected leaving group such as bromo, iodo, triflate, and the like; in the presence of a suitably selected catalysts such as Ph(PPh<sub>3</sub>)<sub>2</sub>Cl<sub>2</sub>, Pd(OAc)<sub>2</sub>Cl<sub>2</sub>, Pd(dppf)Cl<sub>2</sub>, Pd(dppp)Cl<sub>2</sub>, and

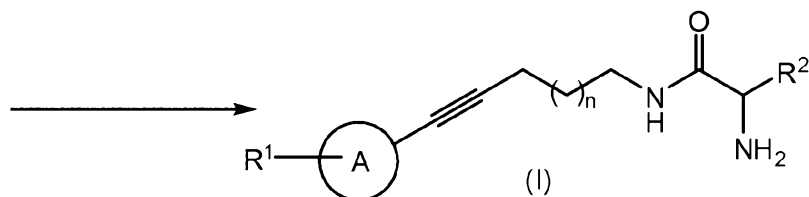


the like; preferably in the presence of CuI; in the presence of a base such as TEA, DIPEA, pyridine, and the like; in a suitably selected organic solvent such as DMF, NMP, and the like; at a temperature in the range of from about 50°C to about 100°C, for example at about 70°C; to yield the corresponding compound of formula (X).

The compound of formula (X) is de-protected according to known methods, to yield the corresponding compound of formula (I). For example, wherein PG<sup>1</sup> is -C(O)-CF<sub>3</sub>, the compound of formula (X) may be de-protected by reacting with a suitably selected base such as NaOH, KOH, and the like; in a suitably selected organic solvent or mixture thereof such as THF, methanol, ethanol, and the like. Alternatively, wherein PG<sup>1</sup> is BOC and the like, the compound of formula (X) may be de-protected by reacting with a suitably selected acid such as HCl, TFA, and the like, in a suitably selected organic solvent or mixture thereof such as DCM, 1,4-dioxane, and the like.

Compounds of formula (I) (for example, compounds of formula (I) wherein R<sup>1</sup> is a piperidinyl-oxy- group) may alternatively be prepared according to the process outlined in Scheme 2 below.





Scheme 2

Accordingly, a suitably substituted compound of formula (V), a known  
 5 compound or compound prepared by known methods, is reacted with a suitably substituted compound of formula (IX), wherein  $X^1$  is a suitably selected leaving group such as bromo, iodo, triflate, and the like; in the presence of a suitably selected catalysts such as  $Ph(PPh_3)_2Cl_2$ ,  $Pd(OAc)_2Cl_2$ ,  $Pd(dppf)Cl_2$ ,  $Pd(dppp)Cl_2$ , and the like; preferably in the presence of  $CuI$ ; in the presence of  
 10 a base such as TEA, DIPEA, pyridine, and the like; in a suitably selected organic solvent such as DMF, NMP, and the like; at a temperature in the range of from about  $50^\circ C$  to about  $100^\circ C$ , for example at about  $70^\circ C$ ; to yield the corresponding compound of formula (XI).

The compound of formula (XI) is reacted with hydrazine, a known  
 15 compound; in a suitably selected alcohol such as methanol, ethanol, isopropanol, and the like, to yield the corresponding compound of formula (XII).

The compound of formula (XII) is reacted with a suitably substituted compound of formula (XIII), a known compound or compound prepared by known methods; in the presence of a suitably selected coupling agent such as  
 20 HBTU, HATU, HOBt in combination with EDC, and the like; in the presence of a suitably selected organic base such as TEA, DIPEA, pyridine, and the like; in the presence of a catalyst such as DMAP, and the like; in a suitably selected organic solvent such as DMF, NMP, and the like; to yield the corresponding compound of formula (XIV).

25 The compound of formula (XIV) is de-protected according to known methods, to yield the corresponding compound of formula (I). For example, wherein  $PG^2$  is  $-C(O)-CF_3$ , the compound of formula (XIV) may be de-protected by reacting with a suitably selected base such as NaOH, KOH, and the like; in a suitably selected organic solvent or mixture thereof such as THF,

methanol, ethanol, and the like. Alternatively, wherein  $\text{PG}^2$  is BOC and the like, the compound of formula (XIV) may be de-protected by reacting with a suitably selected acid such as HCl, TFA, and the like, in a suitably selected organic solvent or mixture thereof such as DCM, 1,4-dioxane, and the like.

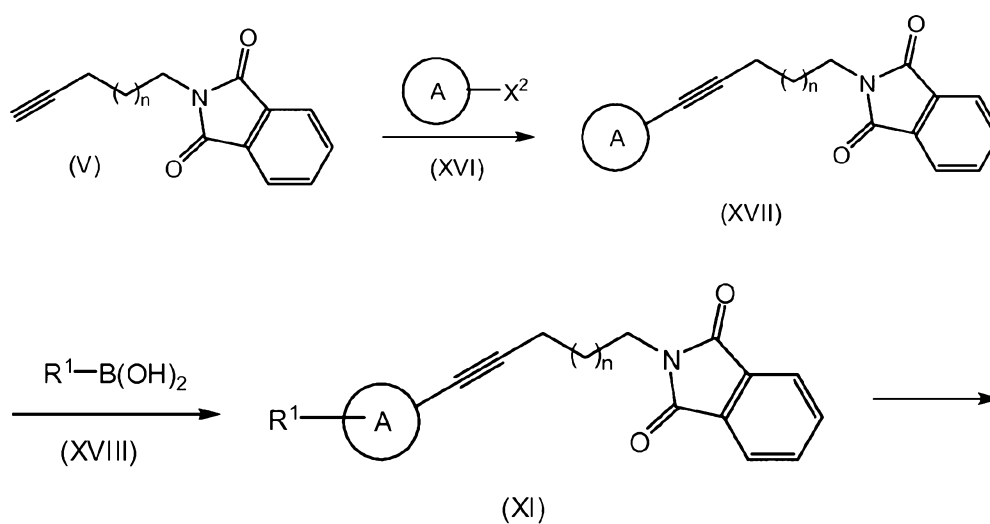
5

One skilled in the art will recognize that wherein the compound of formula (I), the  $\text{R}^1$  group is piperidin-3-yl-oxy or piperidin-4-yl-oxy, then in the compound of formula (IX), the nitrogen on the 1-position of the piperidinyl group is preferably protected with a suitably selected nitrogen protecting group such as BOC,  $-\text{C}(\text{O})\text{CF}_3$ , CBz, and the like; that said nitrogen protecting group is maintained on the nitrogen through the reaction steps as outlined above; and further that said nitrogen protecting group is removed, according to known methods, either simultaneous with the removal of the  $\text{PG}^2$  group or sequentially before or after removal of the  $\text{PG}^2$  group.

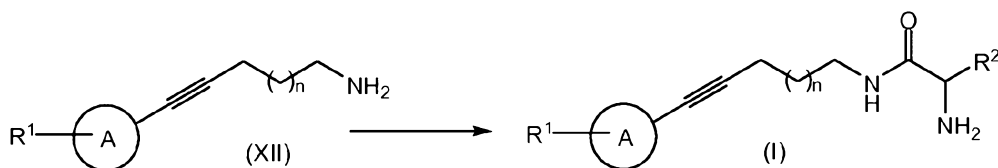
For example, wherein  $\text{R}^1$  is piperidin-3-yl-oxy or piperidin-4-yl-oxy, the nitrogen atom of the piperidinyl ring may be protected with a BOC group, which BOC group may be removed (simultaneously or sequentially with the removal of the  $\text{PG}^2$  group) by reacting with a suitably selected acid such as HCl, TFA, and the like, in a suitably selected organic solvent such as DMF, and the like.

20

Compounds of formula (I) may alternatively be prepared according to the process outlined in Scheme 3 below.



25



Scheme 3

Accordingly, a suitably substituted compound of formula (V) is reacted with a suitably substituted compound of formula (XVI), wherein  $\text{X}^2$  is a suitably selected leaving group such as bromo, iodo, triflate, and the like; in the presence of a suitably selected catalysts such as  $\text{Ph}(\text{PPh}_3)_2\text{Cl}_2$ ,  $\text{Pd}(\text{OAc})_2\text{Cl}_2$ ,  $\text{Pd}(\text{dppp})\text{Cl}_2$ ,  $\text{Pd}(\text{dppf})\text{Cl}_2$ , and the like; preferably in the presence of  $\text{CuI}$ ; in the presence of a base such as TEA, DIPEA, pyridine, and the like; in the presence of a catalyst such as DMAP, and the like; in a suitably selected organic solvent such as DMF, NMP, and the like; at a temperature in the range of from about 50°C to about 100°C, for example at about 70°C; to yield the corresponding compound of formula (XVII).

The compound of formula (XVII) is reacted with a suitably substituted compound of formula (XVIII), a known compound or compound prepared by known methods; in the presence of a suitably selected coupling agent such as  $\text{Pd}(\text{PPh}_3)_4$ ,  $\text{Pd}(\text{OAc}_2)\text{Cl}_2$ ,  $\text{Pd}(\text{dppf})\text{Cl}_2$ , and the like; in a suitably selected solvent or mixture thereof such as 1,4-dioxane, water, a mixture of THF and water, and the like; to yield the corresponding compound of formula (XI).

The compound of formula (XI) is reacted with hydrazine, a known compound; in a suitably selected alcohol such as methanol, ethanol, isopropanol, and the like, to yield the corresponding compound of formula (XII).

The compound of formula (XII) is further reacted, (for example, with a suitably substituted compound of formula (XIII), followed by de-protection), as described in Scheme 2 above; to yield the corresponding compound of formula (I).

The present invention further comprises pharmaceutical compositions containing one or more compounds of formula (I) with a pharmaceutically acceptable carrier. Pharmaceutical compositions containing one or more of the compounds of the invention described herein as the active ingredient can be

prepared by intimately mixing the compound or compounds with a pharmaceutical carrier according to conventional pharmaceutical compounding techniques. The carrier may take a wide variety of forms depending upon the desired route of administration (e.g., oral, parenteral). Thus for liquid oral  
5 preparations such as suspensions, elixirs and solutions, suitable carriers and additives include water, glycols, oils, alcohols, flavoring agents, preservatives, stabilizers, coloring agents and the like; for solid oral preparations, such as powders, capsules and tablets, suitable carriers and additives include starches, sugars, diluents, granulating agents, lubricants, binders, disintegrating agents  
10 and the like. Solid oral preparations may also be coated with substances such as sugars or be enteric-coated so as to modulate major site of absorption. For parenteral administration, the carrier will usually consist of sterile water and other ingredients may be added to increase solubility or preservation. Injectable suspensions or solutions may also be prepared utilizing aqueous  
15 carriers along with appropriate additives.

To prepare the pharmaceutical compositions of this invention, one or more compounds of the present invention as the active ingredient is intimately admixed with a pharmaceutical carrier according to conventional  
20 pharmaceutical compounding techniques, which carrier may take a wide variety of forms depending of the form of preparation desired for administration, e.g., oral or parenteral such as intramuscular. In preparing the compositions in oral dosage form, any of the usual pharmaceutical media may be employed. Thus, for liquid oral preparations, such as for example, suspensions, elixirs and solutions, suitable carriers and additives include water, glycols, oils, alcohols,  
25 flavoring agents, preservatives, coloring agents and the like; for solid oral preparations such as, for example, powders, capsules, caplets, gelcaps and tablets, suitable carriers and additives include starches, sugars, diluents, granulating agents, lubricants, binders, disintegrating agents and the like. Because of their ease in administration, tablets and capsules represent the  
30 most advantageous oral dosage unit form, in which case solid pharmaceutical carriers are obviously employed. If desired, tablets may be sugar coated or enteric coated by standard techniques. For parenterals, the carrier will usually comprise sterile water, through other ingredients, for example, for purposes

such as aiding solubility or for preservation, may be included. Injectable suspensions may also be prepared, in which case appropriate liquid carriers, suspending agents and the like may be employed. The pharmaceutical compositions herein will contain, per dosage unit, e.g., tablet, capsule, powder, injection, teaspoonful and the like, an amount of the active ingredient necessary to deliver an effective dose as described above. The pharmaceutical compositions herein will contain, per unit dosage unit, e.g., tablet, capsule, powder, injection, suppository, teaspoonful and the like, of from about 0.01 to about 1,000 mg or any amount or range therein, and may be given at a dosage of from about 0.01 mg/kg/day to about 100 mg/kg/day, or any amount or range therein, preferably from about 0.1 to about 50 mg/kg/day, or any amount or range therein, preferably from about 0.1 to about 25 mg/kg/day, or any amount or range therein, preferably from about 0.1 to about 15 mg/kg/day, or any amount or range therein. The dosages, however, may be varied depending upon the requirement of the patients, the severity of the condition being treated and the compound being employed. The use of either daily administration or post-periodic dosing may be employed.

Preferably these compositions are in unit dosage forms from such as tablets, pills, capsules, powders, granules, sterile parenteral solutions or suspensions, metered aerosol or liquid sprays, drops, ampoules, autoinjector devices or suppositories; for oral parenteral, intranasal, sublingual or rectal administration, or for administration by inhalation or insufflation. Alternatively, the composition may be presented in a form suitable for once-weekly or once-monthly administration; for example, an insoluble salt of the active compound, such as the decanoate salt, may be adapted to provide a depot preparation for intramuscular injection. For preparing solid compositions such as tablets, the principal active ingredient is mixed with a pharmaceutical carrier, e.g. conventional tableting ingredients such as corn starch, lactose, sucrose, sorbitol, talc, stearic acid, magnesium stearate, dicalcium phosphate or gums, and other pharmaceutical diluents, e.g. water, to form a solid preformulation composition containing a homogeneous mixture of a compound of the present invention, or a pharmaceutically acceptable salt thereof. When referring to these preformulation compositions as homogeneous, it is meant that the active

ingredient is dispersed evenly throughout the composition so that the composition may be readily subdivided into equally effective dosage forms such as tablets, pills and capsules. This solid preformulation composition is then subdivided into unit dosage forms of the type described above containing  
5 from 0.01 to about 1,000 mg of the active ingredient of the present invention. The tablets or pills of the novel composition can be coated or otherwise compounded to provide a dosage form affording the advantage of prolonged action. For example, the tablet or pill can comprise an inner dosage and an outer dosage component, the latter being in the form of an envelope over the  
10 former. The two components can be separated by an enteric layer which serves to resist disintegration in the stomach and permits the inner component to pass intact into the duodenum or to be delayed in release. A variety of material can be used for such enteric layers or coatings, such materials including a number of polymeric acids with such materials as shellac, cetyl  
15 alcohol and cellulose acetate.

The liquid forms in which the novel compositions of the present invention may be incorporated for administration orally or by injection include, aqueous solutions, suitably flavored syrups, aqueous or oil suspensions, and flavoured emulsions with edible oils such as cottonseed oil, sesame oil, coconut oil or  
20 peanut oil, as well as elixirs and similar pharmaceutical vehicles. Suitable dispersing or suspending agents for aqueous suspensions, include synthetic and natural gums such as tragacanth, acacia, alginate, dextran, sodium carboxymethylcellulose, methylcellulose, polyvinyl-pyrrolidone or gelatin.

The methods of treating described in the present invention may also be  
25 carried out using a pharmaceutical composition comprising any of the compounds as defined herein and a pharmaceutically acceptable carrier. The pharmaceutical composition may contain between about 0.01 mg and about 1,000 mg of the compound, or any amount or range therein; preferably about 1.0 to about 500 mg of the compound, or any amount or range therein, and may be constituted into  
30 any form suitable for the mode of administration selected. Carriers include necessary and inert pharmaceutical excipients, including, but not limited to, binders, suspending agents, lubricants, flavorants, sweeteners, preservatives, dyes, and coatings. Compositions suitable for oral administration include solid

forms, such as pills, tablets, caplets, capsules (each including immediate release, timed release and sustained release formulations), granules, and powders, and liquid forms, such as solutions, syrups, elixers, emulsions, and suspensions.

Forms useful for parenteral administration include sterile solutions, emulsions and  
5 suspensions.

Advantageously, compounds of the present invention may be administered in a single daily dose, or the total daily dosage may be administered in divided doses of two, three or four times daily. Furthermore, compounds for the present invention can be administered in intranasal form via topical use of suitable  
10 intranasal vehicles, or via transdermal skin patches well known to those of ordinary skill in that art. To be administered in the form of a transdermal delivery system, the dosage administration will, of course, be continuous rather than intermittent throughout the dosage regimen.

For instance, for oral administration in the form of a tablet or capsule, the  
15 active drug component can be combined with an oral, non-toxic pharmaceutically acceptable inert carrier such as ethanol, glycerol, water and the like. Moreover, when desired or necessary, suitable binders; lubricants, disintegrating agents and coloring agents can also be incorporated into the mixture. Suitable binders include, without limitation, starch, gelatin, natural sugars such as glucose or beta-  
20 lactose, corn sweeteners, natural and synthetic gums such as acacia, tragacanth or sodium oleate, sodium stearate, magnesium stearate, sodium benzoate, sodium acetate, sodium chloride and the like. Disintegrators include, without limitation, starch, methyl cellulose, agar, bentonite, xanthan gum and the like.

The liquid forms in suitably flavored suspending or dispersing agents such  
25 as the synthetic and natural gums, for example, tragacanth, acacia, methyl-cellulose and the like. For parenteral administration, sterile suspensions and solutions are desired. Isotonic preparations which generally contain suitable preservatives are employed when intravenous administration is desired.

To prepare a pharmaceutical composition of the present invention, a  
30 compound of formula (I) as the active ingredient is intimately admixed with a pharmaceutical carrier according to conventional pharmaceutical compounding techniques, which carrier may take a wide variety of forms depending of the form of preparation desired for administration (e.g. oral or parenteral). Suitable



pharmaceutically acceptable carriers are well known in the art. Descriptions of some of these pharmaceutically acceptable carriers may be found in The Handbook of Pharmaceutical Excipients, published by the American Pharmaceutical Association and the Pharmaceutical Society of Great Britain.

5           Methods of formulating pharmaceutical compositions have been described in numerous publications such as Pharmaceutical Dosage Forms: Tablets, Second Edition, Revised and Expanded, Volumes 1-3, edited by Lieberman et al; Pharmaceutical Dosage Forms: Parenteral Medications, Volumes 1-2, edited by Avis et al; and Pharmaceutical Dosage Forms:  
10 Disperse Systems, Volumes 1-2, edited by Lieberman et al; published by Marcel Dekker, Inc.

Compounds of this invention may be administered in any of the foregoing compositions and according to dosage regimens established in the art whenever  
15 treatment of disorders mediated by DPP-1 is required.

The daily dosage of the products may be varied over a wide range from 0.1 to about 10,000 mg per adult human per day, or any amount or range therein. For oral administration, the compositions are preferably provided in the form of tablets containing about 0.01, 0.05, 0.1, 0.5, 1.0, 2.5, 5.0, 10.0, 15.0, 25.0, 50.0,  
20 100, 150, 200, 250, 500 and 1,000 milligrams of the active ingredient for the symptomatic adjustment of the dosage to the patient to be treated. An effective amount of the drug is ordinarily supplied at a dosage level of from about 0.01 mg/kg to about 100 mg/kg of body weight per day, or any amount or range therein. Preferably, the range is from about 0.1 mg/kg to about 50.0 mg/kg of  
25 body weight per day, or any amount or range therein. More preferably, from about 0.1 mg/kg to about 25.0 mg/kg of body weight per day, or any amount or range therein. More preferably, from about 0.1 mg/kg to about 15.0 mg/kg of body weight per day, or any amount or range therein. The compounds may be administered on a regimen of 1 to 4 times per day.

30           Optimal dosages to be administered may be readily determined by those skilled in the art, and will vary with the particular compound used, the mode of administration, the strength of the preparation, the mode of administration, and the advancement of the disease condition. In addition, factors associated with the

particular patient being treated, including patient age, weight, diet and time of administration, will result in the need to adjust dosages.

One skilled in the art will recognize that, both *in vivo* and *in vitro* trials using suitable, known and generally accepted cell and / or animal models are predictive of the ability of a test compound to treat or prevent a given disorder. For example, Methot, N., et al., "In Vivo Inhibition of Serine Protease Processing Requires a High Fractional Inhibition of Cathepsin C", Molecular Pharmacology, (2008), Vol. 73, No. 6, pp1857-1865 disclose an *in vivo* assay in rats for measuring inhibition of Cathepsin C (DPP-1).

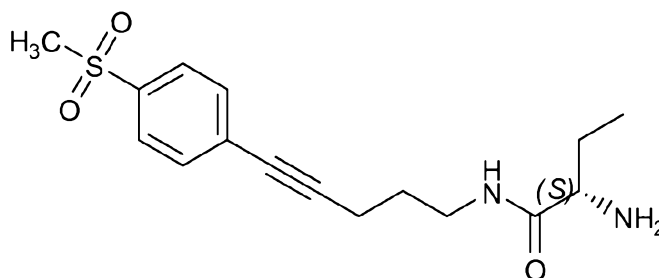
One skilled in the art will further recognize that human clinical trials including first-in-human, dose ranging and efficacy trials, in healthy patients and / or those suffering from a given disorder, may be completed according to methods well known in the clinical and medical arts.

The following Examples are set forth to aid in the understanding of the invention, and are not intended and should not be construed to limit in any way the invention set forth in the claims which follow thereafter.

In the Examples which follow, some synthesis products are listed as having been isolated as a residue. It will be understood by one of ordinary skill in the art that the term "**residue**" does not limit the physical state in which the product was isolated and may include, for example, a solid, an oil, a foam, a gum, a syrup, and the like.

Example 1 (Compound #56)

(S)-2-amino-N-(5-(4-(methylsulfonyl)phenyl)pent-4-ynyl)butanamide



STEP A: Pent-4-yn-1-amine

A 1-L round bottom flask was charged with 2-(pent-4-ynyl)isoindoline-1,3-dione (25.3 g, 0.119 mol), ethanol (390 mL) and water (4.4 mL). Hydrazine (7.8 mL, 0.248 mol) was added and the resulting mixture was stirred at room temperature for 24 h. Water (90 mL) was added, the resulting mixture was  
5 acidified with 2N HCl to pH 3, and then stirred at room temperature for 30 minutes. The solid was filtered off, the filtrate was concentrated in vacuo. Water (90 mL) was added to the resulting residue and the resulting mixture was cooled using an ice/water bath. To the resulting mixture was then slowly added a 10 M NaOH solution (100 mL). The resulting mixture was stirred at room  
10 temperature for 15 minutes, and extracted with dichloromethane (2 x 600 mL). The organic layer was dried with sodium sulfate, filtered, and concentrated in vacuo to yield pent-4-yn-1-amine as an oil, which was used in the next step without further purification. <sup>1</sup>H NMR (300 MHz, CDCl<sub>3</sub>) δ 2.81 (t, *J* = 6.8 Hz, 2 H), 2.24-2.31 (m, 2 H), 1.96 (s, 1 H), and 1.62-1.71 (m, 2 H).

15 STEP B: -(S)-(2,2,2-trifluoroacetylamino)-butyric acid

A 500 mL round bottom flask was charged with (S)-2-aminobutanoic acid (5.0 g, 0.048 mol) and dichloromethane (170 mL). The resulting mixture was cooled using an ice/water bath, trifluoroacetic anhydride (8.8 mL, 0.063 mol) was added slowly and the resulting mixture stirred at room temperature for  
20 18 h. The resulting mixture was then concentrated *in vacuo* to yield 2-(S)-(2,2,2-trifluoroacetylamino)-butyric acid as an oil, which was used in the next step without further purification.

STEP C: (S)-N-(pent-4-ynyl)-2-(2,2,2-trifluoroacetamido)butanamide

A 500 mL round bottom flask was charged with 2-(S)-(2,2,2-  
25 trifluoroacetylamino)-butyric acid (5.0 g, 0.025 mol), 1-hydroxybenzotriazole hydrate (4.5 g, 0.033 mol), N-(3-dimethylaminopropyl)-N'-ethylcarbodiimide hydrochloride (6.4 g, 0.033 mol), 4-(dimethylamino)pyridine (0.02 g, 0.163 mmol), and dimethylformamide (95 mL). To the resulting mixture was then added triethylamine (10.6 mL, 0.076 mol) and pent-4-yn-1-amine (2.7 g, 0.033  
30 mol). The resulting mixture was stirred at room temperature for 22 h, then concentrated *in vacuo* and the resulting residue purified via flash silica gel chromatography (Analogix IF-280, SF65-400 g column, gradient 90:10 – 40:60 Heptane:EtOAc) to yield (S)-N-(pent-4-ynyl)-2-(2,2,2-

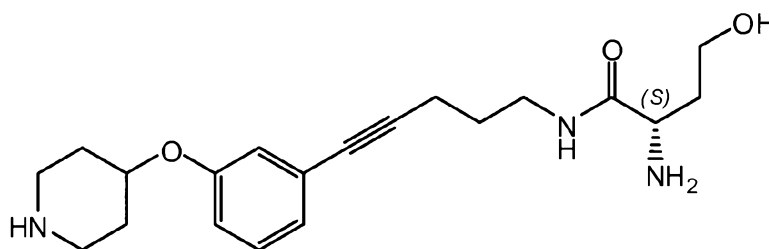
trifluoroacetamido)butanamide.  $^1\text{H}$  NMR (300 MHz,  $\text{CDCl}_3$ )  $\delta$  4.46-4.53 (m, 1 H), 3.32-3.48 (m, 2 H), 2.23-2.29 (m, 2 H), 2.00 (s, 1 H), 1.86-1.98 (m, 2 H), 1.71-1.83 (m, 2 H), and 0.91-0.98 (m, 3 H).

STEP D: (S)-2-amino-N-(5-(4-(methylsulfonyl)phenyl)pent-4-ynyl)butanamide

5 (S)-N-(pent-4-ynyl)-2-(2,2,2-trifluoroacetamido)butanamide (0.246 g, 0.93 mmol), 4-bromophenyl methyl sulfone (0.200 g, 0.85 mmol), triethylamine (5 ml), copper iodine (0.032 g, 0.17 mmol) and  $\text{Pd}(\text{PPh}_3)_2\text{Cl}_2$  (0.175 g, 0.25 mmol) were combined in anhydrous DMF (5 ml) and heated to  $70^\circ\text{C}$  in a sealed tube overnight. The resulting mixture was then concentrated *in vacuo* and ethyl acetate (46 ml) was added to the remaining residue. The resulting mixture was washed with 1N HCl (2 x 23 ml), water (23 ml), brine (23 ml), dried ( $\text{MgSO}_4$ ) and concentrated *in vacuo*. The resulting residue was chromatographed eluting with ethyl acetate/heptanes (30:70) to yield a residue. The residue was dissolved in THF (0.5 ml)/MeOH (0.13 ml) and cooled to  $0^\circ\text{C}$ . 3N NaOH (0.10 ml, 0.30 mmol) was added, the resulting mixture was warmed to room temperature and stirred overnight. The resulting mixture was then diluted with water (0.25 ml) and concentrated *in vacuo*. The aqueous layer was extracted with methylene chloride (3 x 5 ml), dried ( $\text{MgSO}_4$ ) and concentrated *in vacuo*. The resulting residue was chromatographed eluting with methylene chloride/methanol (95:5) followed by elution with methylene chloride/methanol/ammonium hydroxide (95:5:0.4) to yield (S)-2-amino-N-(5-(4-(methylsulfonyl)phenyl)pent-4-ynyl)butanamide. ES-MS  $m/z$  323 ( $\text{MH}^+$ ).

Example 2 (Compound #15)

25 (S)-2-amino-4-hydroxy-N-(5-(3-(piperidin-4-yloxy)phenyl)pent-4-ynyl)butanamide



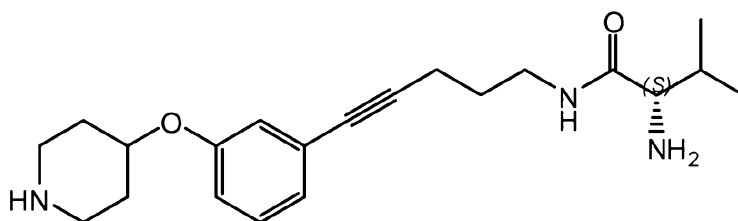
To a solution of N-Boc-L-Homoserine (16 mg, .075 mmol, 1.5 eq) and HOBT hydrate (12 mg, .085 mmol, 1.7 eq) in DMF (2 mL) was added PS-

carbodiimide (also known as N-Cyclohexylcarbodiimide-N'-propoxymethyl polystyrene, purchased from Biotage) (80 mg, 1.25 mmol/g resin, 0.1 mmol, 2.0 eq). After 10 minutes, a solution of *tert*-butyl 4-(3-(5-aminopent-1-ynyl)phenoxy)piperidine-1-carboxylate (0.25 mL of a 0.2 M solution in DCM, 0.05 mmol, 1.0 eq) was added and the resulting solution stirred overnight. To the resulting solution was then added MP-carbonate resin (95 mg, 2.64 mmol/g resin, 0.25 mmols, 5 eq), the suspension stirred 2 hrs, filtered, the resin washed with DCM and the filtrate concentrated by rotovap. The residue was taken up in 20% TFA/DCM (2 mL) and stirred 1 hr, methanol (1 mL) was added, and the resulting solution concentrated by rotovap. The resulting residue was purified by HPLC to yield (S)-2-amino-4-hydroxy-N-(5-(3-(piperidin-4-yloxy)phenyl)pent-4-ynyl)butanamide as a gum. ESI-MS (m/z): Calculated for C<sub>20</sub>H<sub>29</sub>N<sub>3</sub>O<sub>3</sub>: 360.2 (M+1); Measured: 360.2.

The following compounds were similarly prepared according to the procedure as described in Example 2 above, selecting and substituting suitably substituted reagents as would be recognized by one of ordinary skill in the art.

Example 3 (Compound #16)

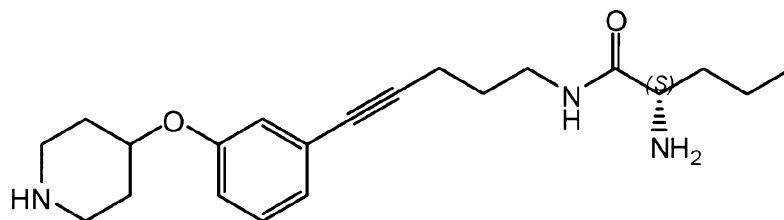
(S)-2-amino-3-methyl-N-(5-(3-(piperidin-4-yloxy)phenyl)pent-4-ynyl)butanamide



ESI-MS (m/z): Calculated for C<sub>21</sub>H<sub>31</sub>N<sub>3</sub>O<sub>2</sub>: 358.2 (M+1); Measured: 358.3.

Example 4 (Compound #18)

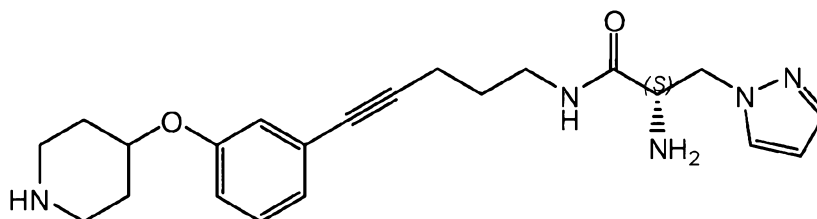
(S)-2-amino-N-(5-(3-(piperidin-4-yloxy)phenyl)pent-4-ynyl)pentanamide



ESI-MS (m/z): Calculated for  $C_{21}H_{31}N_3O_2$ : 358.2 (M+1); Measured: 358.2.

#### Example 5 (Compound #19)

- 5 (S)-2-amino-N-(5-(3-(piperidin-4-yloxy)phenyl)pent-4-ynyl)-3-(1H-pyrazol-1-yl)propanamide

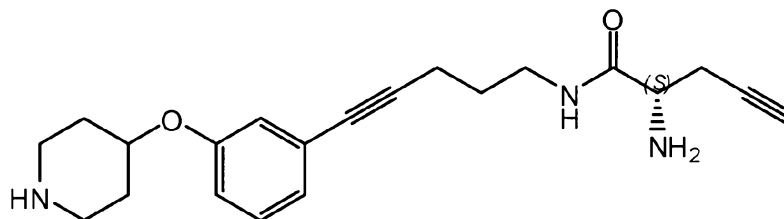


ESI-MS (m/z): Calculated for  $C_{22}H_{29}N_5O_2$ : 396.2 (M+1); Measured: 396.2.

10

#### Example 6 (Compound #3)

- (S)-2-amino-N-(5-(3-(piperidin-4-yloxy)phenyl)pent-4-ynyl)pent-4-ynamide



#### STEP A: 1-(4,4-dimethylpent-1-en-2-yl)-4-(3-iodophenoxy)piperidine

- To a stirring solution of 3-iodophenol (9.65 g, 43.9 mmol), 1-Boc-4-hydroxypiperidine (8.83 g, 43.9 mmol), triphenylphosphine (12.65 g, 48.2 mmol) in THF (100 ml) at room temperature and DIAD (11.53 g, 57 mmol) were added. The resulting solution was stirred at room temperature overnight, then concentrated. The residue was dissolved in diethyl ether (200 ml). Heptane (100 ml) was added. The resulting precipitate was removed by filtration, the filtrate was concentrated and the resulting residue purified over silica gel column eluted with ethyl acetate/heptanes from 0/100 to 5/95 to yield 1-(4,4-

dimethylpent-1-en-2-yl)-4-(3-iodophenoxy)piperidine as a colorless oil.  $M+Na^+$  = 426.1.

STEP B: *tert*-Butyl 4-(3-(5-(1,3-dioxoisindolin-2-yl)pent-1-ynyl)phenoxy)piperidine-1-carboxylate

- 5 To a stirring solution of 1-(4,4-dimethylpent-1-en-2-yl)-4-(3-iodophenoxy)piperidine (15.61 g, 38.7 mmol), 2-(pent-4-ynyl)isoindoline-1,3-dione (9.08 g, 42.6 mmol), CuI (1.47 g, 7.7 mmol) in a mixture of DMF (100 ml) and triethyl amine (100 ml) at room temperature was added bis(triphenylphosphine)palladium (II) dichloride (8.15 g, 11.6 mmol). The
- 10 resulting solution was stirred at room temperature overnight, then concentrated. The resulting residue was dissolved in ethyl acetate (300 ml), the resulting solution was extracted with hydrochloric acid (1 N) twice, water once, brine once, then dried over magnesium sulfate. The resulting solution was filtered and concentrated. The residue was purified over silica gel column eluted with
- 15 ethyl acetate/heptanes from 30/70 to 40/60 to yield *tert*-butyl 4-(3-(5-(1,3-dioxoisindolin-2-yl)pent-1-ynyl)phenoxy)piperidine-1-carboxylate as a deep colored oil.  $MH^+$  489.36

STEP C: *tert*-butyl 4-(3-(5-aminopent-1-ynyl)phenoxy)piperidine-1-carboxylate

- To a solution of *tert*-butyl 4-(3-(5-(1,3-dioxoisindolin-2-yl)pent-1-ynyl)phenoxy)piperidine-1-carboxylate (10.65 g, 21.8 mmol) in ethanol (100 ml)
- 20 was added hydrazine (2.1 g, 65.4 mmol). The resulting solution was heated under reflux for two hours, then cooled to room temperature, filtered and concentrated. The residue was dissolved in ethyl acetate (200 ml). The resulting solution was extracted with water twice, brine once, then dried over
- 25 magnesium sulfate. The resulting solution was filtered and concentrated to yield *tert*-butyl 4-(3-(5-aminopent-1-ynyl)phenoxy)piperidine-1-carboxylate as a brown oil.  $MH^+$  359.33

STEP D: (S)-*tert*-butyl 4-(3-(5-(2-(*tert*-butoxycarbonylamino)pent-4-ynamido)pent-1-ynyl)phenoxy)piperidine-1-carboxylate

- 30 To a stirring solution of *tert*-butyl 4-(3-(5-aminopent-1-ynyl)phenoxy)piperidine-1-carboxylate (0.59 g, 1.6 mmol), Boc-L-propargylglycine (0.35 g, 1.6 mmol), N-ethyl-diisopropylamine (0.73 ml, 4.1 mmol) in DMF (20 ml) was added HBTU (0.81 g, 2.1 mmol). The resulting

solution was stirred at room temperature overnight. (S)-*tert*-Butyl 4-(3-(5-(2-(*tert*-butoxycarbonylamino)pent-4-ynamido)pent-1-ynyl)phenoxy)piperidine-1-carboxylate was isolated and purified over Gilson HPLC as a colorless oil. MH+ 554.44

5 STEP E: (S)-2-amino-N-(5-(3-(piperidin-4-yloxy)phenyl)pent-4-ynyl)pent-4-ynamide

To a stirring solution of (S)-*tert*-butyl 4-(3-(5-(2-(*tert*-butoxycarbonylamino)pent-4-ynamido)pent-1-ynyl)phenoxy)piperidine-1-carboxylate (0.26 g, 0.47 mmol) in dichloromethane(4.0 ml), TFA (1.0 ml) was  
10 added. The resulting solution was stirred at room temperature for 1 hr, then concentrated. The resulting residue was purified over Gilson HPLC to yield the title compound as its corresponding TFA salt, as a white solid. MH+ 354.31

Examples 7-19

15 The following compounds were similarly prepared according to the procedure as described in Example 6 above, selecting and substituting a suitably substituted acid for the Boc-L-propargylglycine reagent in STEP D, as would be recognized by one of ordinary skill in the art.

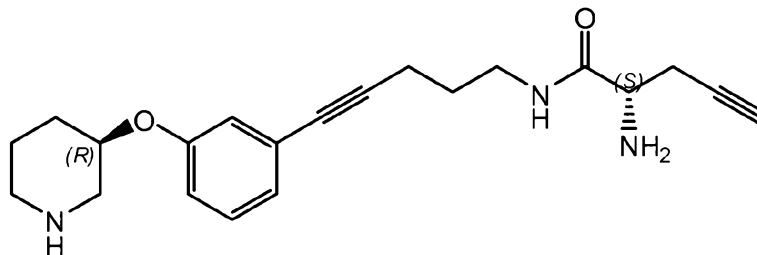
Example No.	ID No.	MH+
7	1	406.32
8	3	354.31
9	8	370.35
10	9	344.34
11	11	370.36
12	12	372.35
13	13	373.37
14	20	396.33
15	25	346.30
16	31	372.36
17	33	407.35
18	63	412.21
19	90	407.27

20

Example 20 (Compound #79)

(S)-2-amino-N-(5-(3-((R)-piperidin-3-yloxy)phenyl)pent-4-ynyl)pent-4-ynamide





STEP A: (R)-tert-butyl 3-(3-iodophenoxy)piperidine-1-carboxylate

Following the procedure as described in Example 6, STEP A, substituting (S)-tert-butyl 3-hydroxypiperidine-1-carboxylate for 1-Boc-4-hydroxypiperidine, (R)-tert-butyl 3-(3-iodophenoxy)piperidine-1-carboxylate was prepared as a colorless oil. MH+ 404.11.

STEP B: (R)-tert-butyl 3-(3-iodophenoxy)piperidine-1-carboxylate

Following the procedure as described in Example 6, STEP B, substituting (R)-tert-butyl 3-(3-iodophenoxy)piperidine-1-carboxylate for 1-(4,4-dimethylpent-1-en-2-yl)-4-(3-iodophenoxy)piperidine, (R)-tert-butyl 3-(3-iodophenoxy)piperidine-1-carboxylate was prepared as a colorless oil. MH+ 489.27.

STEP C: (R)-tert-butyl 3-(3-iodophenoxy)piperidine-1-carboxylate

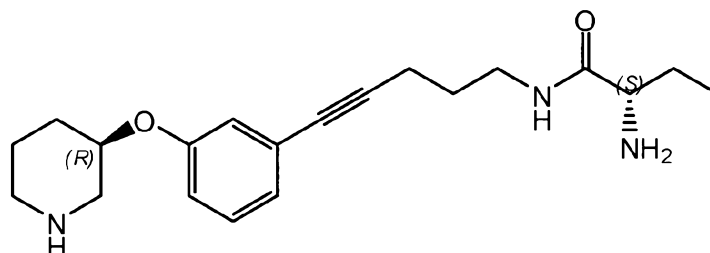
Following the procedure as described in Example 6, STEP C, substituting (R)-tert-butyl 3-(3-iodophenoxy)piperidine-1-carboxylate for tert-butyl 4-(3-(5-(1,3-dioxoisindolin-2-yl)pent-1-ynyl)phenoxy)piperidine-1-carboxylate, (R)-tert-butyl 3-(3-iodophenoxy)piperidine-1-carboxylate was prepared as a black oil. MH+ 359.27.

STEP D: (R)-2-amino-N-(5-(3-((S)-piperidin-3-yloxy)phenyl)pent-4-ynyl)pent-4-ynamide

Following the procedure as described in Example 6, STEPS D and E, substituting (R)-tert-butyl 3-(3-iodophenoxy)piperidine-1-carboxylate for tert-butyl 4-(3-(5-aminopent-1-ynyl)phenoxy)piperidine-1-carboxylate, the title compound was prepared as its corresponding TFA salt, as a black solid. MH+ 354.25

Example 21 (Compound #78)

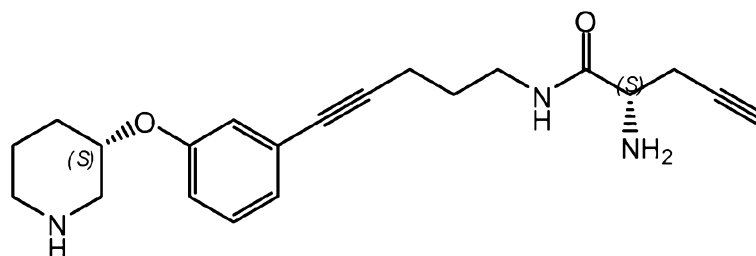
(S)-2-amino-N-(5-(3-((R)-piperidin-3-yloxy)phenyl)pent-4-ynyl)butanamide



Following the procedure as described in Example 20, STEP D substituting (S)-2-(*tert*-butoxycarbonylamino)butanoic acid for Boc-L-propargylglycine, the title compound was prepared as its corresponding TFA salt. MH+ 344.27

#### Example 22 (Compound #85)

(S)-2-amino-N-(5-(3-((S)-piperidin-3-yloxy)phenyl)pent-4-ynyl)pent-4-ynamide



10 STEP A: (S)-*tert*-butyl 3-(3-iodophenoxy)piperidine-1-carboxylate

Following the procedure as described in Example 6, STEP A, substituting (R)-*tert*-butyl 3-hydroxypiperidine-1-carboxylate for 1-Boc-4-hydroxypiperidine, (S)-*tert*-butyl 3-(3-iodophenoxy)piperidine-1-carboxylate was prepared as colorless oil. MH+ 404.09.

15 STEP B: (S)-*tert*-butyl 3-(3-(5-(1,3-dioxoisindolin-2-yl)pent-1-ynyl)phenoxy)piperidine-1-carboxylate

Following the procedure as described in Example 6, STEP B, substituting (S)-*tert*-butyl 3-(3-iodophenoxy)piperidine-1-carboxylate for 1-(4,4-dimethylpent-1-en-2-yl)-4-(3-iodophenoxy)piperidine, (S)-*tert*-butyl 3-(3-(5-(1,3-dioxoisindolin-2-yl)pent-1-ynyl)phenoxy)piperidine-1-carboxylate was prepared as a colorless oil. MH+ 489.27.

STEP C: (S)-*tert*-butyl 3-(3-(5-aminopent-1-ynyl)phenoxy)piperidine-1-carboxylate

Following the procedure as described in Example 6, STEP C, substituting (S)-*tert*-butyl 3-(3-(5-(1,3-dioxoisindolin-2-yl)pent-1-ynyl)phenoxy)piperidine-1-carboxylate for *tert*-butyl 4-(3-(5-(1,3-dioxoisindolin-2-yl)pent-1-ynyl)phenoxy)piperidine-1-carboxylate, (S)-*tert*-butyl 3-(3-(5-aminopent-1-ynyl)phenoxy)piperidine-1-carboxylate was prepared as a black oil. MH+ 359.26.

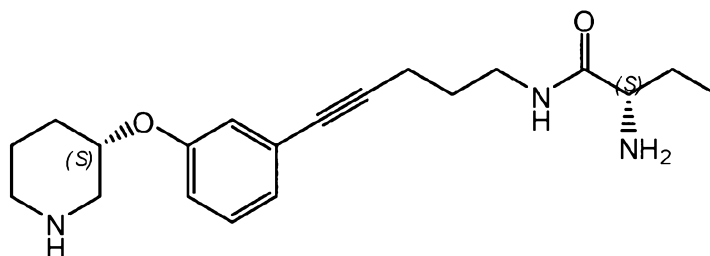
STEP D: (S)-2-amino-N-(5-(3-((S)-piperidin-3-yloxy)phenyl)pent-4-ynyl)pent-4-ynamide

Following the procedure as described in Example 6, STEP D and E, substituting (S)-*tert*-butyl 3-(3-(5-aminopent-1-ynyl)phenoxy)piperidine-1-carboxylate for *tert*-butyl 4-(3-(5-aminopent-1-ynyl)phenoxy)piperidine-1-carboxylate, the title compound was obtained as TFA salt, as a black solid. MH+ 354.25

15

Example 23 (Compound #80)

(S)-2-amino-N-(5-(3-((S)-piperidin-3-yloxy)phenyl)pent-4-ynyl)butanamide

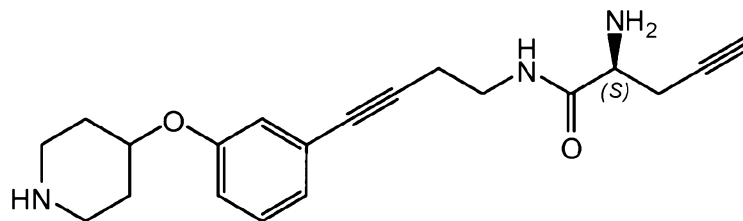


Following the procedure as described in Example 22, STEP D, substituting (S)-2-(*tert*-butoxy-carbonyl-amino)butanoic acid for Boc-L-propargylglycine, the title compound was prepared as its corresponding TFA salt. MH+ 344.27

20

Example 24 (Compound #6)

(S)-2-amino-N-(4-(3-(piperidin-4-yloxy)phenyl)but-3-ynyl)pent-4-ynamide



25

STEP A: *tert*-butyl 4-(3-(4-(1,3-dioxoisindolin-2-yl)but-1-ynyl)phenoxy)piperidine-1-carboxylate

Following the procedure as described in Example 6, STEP B, substituting 2-(but-3-ynyl)isoindoline-1,3-dione for 2-(pent-4-ynyl)isoindoline-1,3-dione, *tert*-butyl 4-(3-(4-(1,3-dioxoisindolin-2-yl)but-1-ynyl)phenoxy)piperidine-1-carboxylate was prepared as a deep colored oil. MH+ 475.3.

STEP B: *tert*-butyl 4-(3-(4-aminobut-1-ynyl)phenoxy)piperidine-1-carboxylate

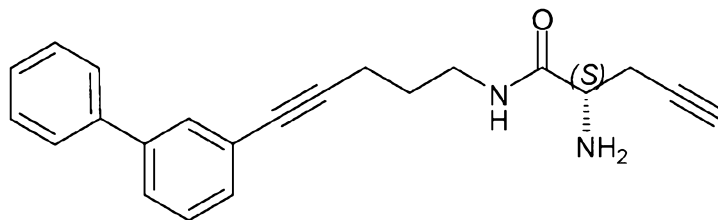
Following the procedure as described in Example 6, STEP C, substituting *tert*-butyl 4-(3-(4-(1,3-dioxoisindolin-2-yl)but-1-ynyl)phenoxy)piperidine-1-carboxylate for *tert*-butyl 4-(3-(5-(1,3-dioxoisindolin-2-yl)pent-1-ynyl)phenoxy)piperidine-1-carboxylate, *tert*-butyl 4-(3-(4-aminobut-1-ynyl)phenoxy)piperidine-1-carboxylate was prepared as a colorless oil. MH+ 345.32

STEP C: (S)-2-amino-N-(4-(3-(piperidin-4-yloxy)phenyl)but-3-ynyl)pent-4-ynamide

Following the procedure as described in Example 6, STEPS D and E, substituting *tert*-butyl 4-(3-(4-aminobut-1-ynyl)phenoxy)piperidine-1-carboxylate for *tert*-butyl 4-(3-(5-aminopent-1-ynyl)phenoxy)piperidine-1-carboxylate, the title compound was prepared as its corresponding TFA salt, as a white solid. MH+ 340.32

Example 25 (Compound #24)

(S)-2-amino-N-(4-(3-(piperidin-4-yloxy)phenyl)but-3-ynyl)pent-4-ynamide



STEP A: 2-(5-(3-bromophenyl)pent-4-ynyl)isoindoline-1,3-dione

1-Bromo-3-fluoro-benzene (1.0 mL, 7.8 mmol), 2-pent-4-ynyl-isoindole-1,3-dione (1.8 g, 8.6 mmol), Pd(PPh<sub>3</sub>)<sub>2</sub>Cl<sub>2</sub> (191 mg, 0.27 mmol), CuI (118 mg, 0.62 mmol), and triethylamine (4.4 mL, 31.3 mmol) were taken up into DMF (10

mL) and stirred at room temperature for four hours. The reaction was then quenched with saturated  $\text{NaHCO}_3$  and the resulting mixture extracted with EtOAc and washed with brine, then dried over sodium sulfate and the solvent removed *in vacuo*. The resulting residue was purified on normal phase chromatography (Heptane/EtOAc) to yield 2-(5-(3-bromophenyl)pent-4-ynyl)isoindoline-1,3-dione.  $\text{MH}^+$  368, 370

STEP B: 2-(5-(Biphenyl-3-yl)pent-4-ynyl)isoindoline-1,3-dione

2-(5-(3-Bromophenyl)pent-4-ynyl)isoindoline-1,3-dione (0.31 g, 0.84 mmol), phenyl boronic acid (206 mg, 1.68 mmol), and  $\text{Pd}(\text{PPh}_3)_4$  (0.23, 0.2 mmol) were taken into DME (5 mL) and stirred at  $80^\circ\text{C}$  for two hours. The reaction was then quenched with saturated  $\text{NaHCO}_3$  and the resulting mixture extracted with EtOAc, washed with brine, then dried over sodium sulfate and the solvent removed *in vacuo*. The resulting residue was purified on normal phase chromatography (Heptane/EtOAc) to yield 2-(5-(biphenyl-3-yl)pent-4-ynyl)isoindoline-1,3-dione.  $\text{MH}^+$  366.3

STEP C: 5-(Biphenyl-3-yl)pent-4-yn-1-amine

2-(5-(Biphenyl-3-yl)pent-4-ynyl)isoindoline-1,3-dione (0.11 g, 0.30 mmol) and hydrazine monohydrate (0.030 mL, 0.60 mmol) were taken up into ethanol (3 mL) and stirred at  $80^\circ\text{C}$  for 2.5 hours. The resulting mixture was filtered and the solvent removed *in vacuo* to yield 5-(biphenyl-3-yl)pent-4-yn-1-amine, which was used in the next step without further purification.  $\text{MH}^+$  236.2

STEP D: (S)-2-amino-N-(4-(3-(piperidin-4-yloxy)phenyl)but-3-ynyl)pent-4-ynamide

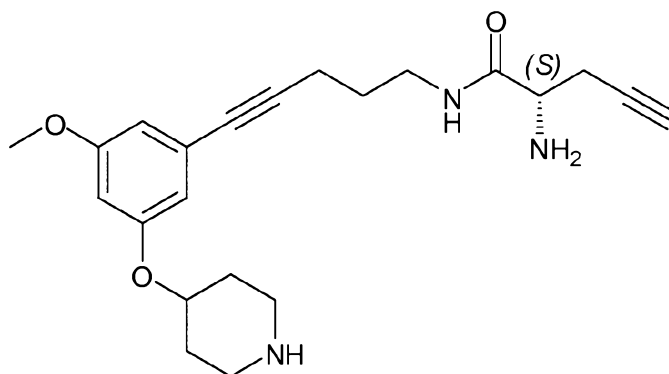
5-(Biphenyl-3-yl)pent-4-yn-1-amine (0.040 g, 0.17 mmol), 2-*tert*-butoxycarbonylamino-pent-4-ynoic acid (40 mg, 0.19 mmol), HOBt (28 mg, 0.21 mmol), EDCI (40 mg, 0.21 mmol), and DIEA (0.044 mL, 0.25 mmol) were taken into DMF (3 mL) and stirred at room temperature overnight. The reaction was then quenched with water and the resulting mixture extracted with EtOAc. The organic layer was washed with saturated  $\text{NaHCO}_3$  and brine, then dried over sodium sulfate and the solvent removed *in vacuo*. The resulting residue was taken up into DCM/TFA (4/1, 5mL) and the resulting mixture was stirred at room temp for 1 hr. The solvent was removed *in vacuo* and prepped on the Gilson HPLC to yield the title compound, as its corresponding TFA salt.  $\text{MH}^+$

331.2;  $^1\text{H}$  NMR (300MHz, DMSO):  $\delta$  1.6-1.8 (m, 3H), 2.45 (m, 2H), 2.7 (s, 2H), 3.2-3.4 (m, 2H), 3.9 (s, 1H), 7.3-7.4 (m, 5H), 7.6-7.7 (m, 4H), 8.3 (s, 2H), 8.6 (s, 1H)

5

Example 26 (Compound #7)

(S)-2-amino-N-(5-(3-methoxy-5-(piperidin-4-yloxy)phenyl)pent-4-ynyl)pent-4-ynamide



STEP A: 3-Bromo-5-methoxyphenol

10            1-Bromo-3,5-dimethoxy-benzene (0.217 g, 0.001 mol) and KCN (0.20 g, 0.003 mol) were taken up into DMSO (10 mL) and the resulting mixture stirred at 120°C for six hours, then at 150°C overnight. The mixture was maintained at this temperature, with stirring for another day. The reaction was then quenched with water and the resulting mixture extracted with EtOAc. The organic layer  
15 was washed with saturated  $\text{NaHCO}_3$ , brine, then dried over sodium sulfate and the solvent removed *in vacuo*. The resulting residue was purified on normal phase chromatography (Heptane/EtOAc) to yield 3-bromo-5-methoxyphenol.  $\text{MH}^+$  203, 205

STEP B: *tert*-Butyl 4-(3-bromo-5-methoxyphenoxy)piperidine-1-carboxylate

20            3-Bromo-5-methoxyphenol (0.18 g, 0.89 mmol) and triphenylphosphine (0.284, 1.07 mmol) were taken into THF (5 mL) and the resulting mixture cooled to 0°C. 4-Hydroxy-piperidine-1-carboxylic acid *tert*-butyl ester (0.18 g, 0.89 mmol), and DIAD (0.207 mL, 1.07 mmol) were taken up into THF (5mL) and added slowly to the mixture, which was then stirred at room temperature over  
25 night. The resulting mixture was taken into EtOAc and washed with saturated  $\text{NaHCO}_3$  and brine. The solvent was dried over sodium sulfate and removed *in*

*vacuo*. The resulting residue was purified on normal phase chromatography (EtOAc/heptane) to yield *tert*-butyl 4-(3-bromo-5-methoxyphenoxy)piperidine-1-carboxylate.  $MH^+$  386.2, 388.2

STEP C: *tert*-Butyl 4-(3-(5-(1,3-dioxoisindolin-2-yl)pent-1-ynyl)-5-methoxyphenoxy)piperidine-1-carboxylate

5 *tert*-Butyl 4-(3-bromo-5-methoxyphenoxy)piperidine-1-carboxylate (0.90 g, 2.3 mmol), 2-pent-4-ynyl-isoindole-1,3-dione (0.75 g, 3.45 mmol),  $Pd(PPh_3)_4$  (0.27 g, 0.23 mmol), CuI (45 mg, 0.23 mmol) and TEA (1 mL) were taken into DMF (2 mL) and the resulting mixture stirred at 80°C for six hours. The  
10 reaction was quenched with water and the resulting mixture extracted with ethyl acetate. The organic layer was washed with brine. The solvent was dried over sodium sulfate and removed *in vacuo*. The resulting residue was purified on normal phase chromatography (EtOAc/heptane) to yield *tert*-butyl 4-(3-(5-(1,3-dioxoisindolin-2-yl)pent-1-ynyl)-5-methoxyphenoxy)piperidine-1-  
15 carboxylate.  $MH^+$  519.2

STEP D: *tert*-Butyl 4-(3-(5-aminopent-1-ynyl)-5-methoxyphenoxy)piperidine-1-carboxylate

*tert*-Butyl 4-(3-(5-(1,3-dioxoisindolin-2-yl)pent-1-ynyl)-5-methoxyphenoxy)piperidine-1-carboxylate (0.500 g, 0.97 mmol) and hydrazine  
20 monohydrate (0.094 mL, 1.94 mmol) were taken up into ethanol (5 mL) and the resulting mixture was stirred at 80°C for 2.5 hours. The resulting mixture was filtered and the solvent was removed *in vacuo* to yield *tert*-butyl 4-(3-(5-aminopent-1-ynyl)-5-methoxyphenoxy)piperidine-1-carboxylate.  $MH^+$  388.2

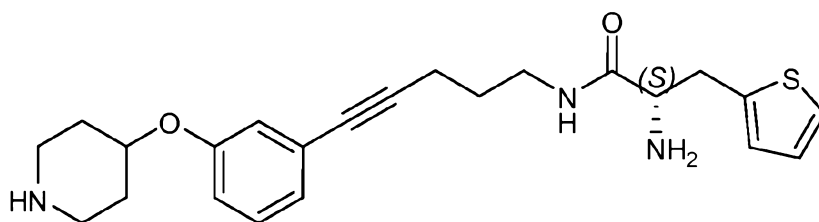
STEP E: (S)-2-amino-N-(5-(3-methoxy-5-(piperidin-4-yloxy)phenyl)pent-4-ynyl)pent-4-ynamide

25 *tert*-Butyl 4-(3-(5-aminopent-1-ynyl)-5-methoxyphenoxy)piperidine-1-carboxylate (0.33 g, 0.85 mmol), 2-*tert*-butoxycarbonylamino-pent-4-ynoic acid (181 mg, 0.85 mmol), HOBt (138 mg, 1.02 mmol), EDCI (195 mg, 1.02 mmol), and DIEA (0.22 mL, 1.28 mmol) were taken into DMF (5 mL) and stirred at  
30 room temperature overnight. The reaction was quenched with water and the resulting mixture extracted with EtOAc. The organic layer was washed with saturated  $NaHCO_3$  and brine, then dried over sodium sulfate and the solvent removed *in vacuo*. The resulting residue was taken up into DCM/TFA (4/1,

5 mL) and the resulting mixture stirred at room temp for 1 hr. The solvent was removed *in vacuo* and the resulting residue prepped on the Gilson HPLC to yield (S)-2-amino-N-(5-(3-methoxy-5-(piperidin-4-yloxy)phenyl)pent-4-ynyl)pent-4-ynamide as its corresponding TFA salt.  $MH^+$  384.3;  $^1H$  NMR (300MHz, DMSO):  $\delta$  1.6-1.8 (m, 4H), 2.1 (m, 2H), 2.4-2.6 (m, 4H), 2.7 (s, 2H), 2.9-3.4 (m, 6H), 3.6 (s, 3H), 3.985 (m, 1H), 4.65 (m, 1H), 6.5 (d, 2H), 6.6 (s, 1H), 8.3 (s, 2H), 8.5-8.7 (m, 1H).

#### Example 27 (Compound #63)

10 (S)-2-amino-N-(5-(3-(piperidin-4-yloxy)phenyl)pent-4-ynyl)-3-(thiophen-2-yl)propanamide



To a stirring solution of *tert*-butyl 4-(3-(5-aminopent-1-ynyl)phenoxy)piperidine-1-carboxylate (0.22 g, 0.61 mmol), boc-L-propargylglycine (0.35 g, 1.6 mmol), N-ethyldiisopropylamine (0.73 ml, 4.1 mmol) in DMF (20 ml) was added HBTU (0.81 g, 2.1 mmol). The resulting solution was stirred at room temperature overnight. (S)-*tert*-Butyl 4-(3-(5-(2-(*tert*-butoxycarbonylamino)-3-(thiophen-2-yl)propanamido)pent-1-ynyl)phenoxy)piperidine-1-carboxylate was isolated as a residue and purified over Gilson HPLC.

To a stirring solution of the purified (S)-*tert*-butyl 4-(3-(5-(2-(*tert*-butoxycarbonylamino)-3-(thiophen-2-yl)propanamido)pent-1-ynyl)phenoxy)piperidine-1-carboxylate (0.26 g, 0.47 mmol) in dichloromethane (1.6 ml) was added TFA (0.4 ml) and the resulting mixture was stirred at room temperature for 1 hr. The resulting solution was concentrated and the residue purified over Gilson HPLC to yield (S)-2-amino-N-(5-(3-(piperidin-4-yloxy)phenyl)pent-4-ynyl)-3-(thiophen-2-yl)propanamide as its corresponding TFA salt, as a deep colored oil.  $MH^+$  412.25.  $^1H$  NMR (300 MHz, DMSO),  $\delta$ : 8.50(1H, d), 8.23(1H, s), 7.43(1H, d), 7.30(1H, m), 6.90(3H,



m), 4.65(1H, m), 3.96(1H, m), 2.96-3.30(8H, m), 2.35(2H, m), 2.10(2H, m), 1.60-1.80(4H, m)

Additional compounds of the present invention were similarly prepared according to the procedures as described in the Schemes and Examples outlined herein, selecting and substituting suitably substituted reagents, as would be readily recognized by one of ordinary skill in the art.

**Biological Example 1: DPP-1 Inhibition Assay (*in vitro*)**

Test compounds were assessed for DPP-1 (Cathepsin C) inhibitory activity using a fluorogenic substrate, GR-AMC (Glycine-Arginine- amino-4-methylcoumarin, Bachem, I-1215). The amount of amino-methylcoumarin released is proportional to the DPP-1 activity, and the reaction is monitored kinetically with a Molecular Devices plate reader using black 96-well plates.

All compounds were tested under room temperature conditions. The assay buffer consisted of 50 mM HEPES, pH 7.0, 100 mM NaCl, 2 mM glutathione (GSH), and 0.002% TWEEN 20. GSH and TWEEN 20 were added to the buffer fresh daily. Just prior to use, an in-house preparation of recombinant human DPP-1 (240  $\mu$ M stock, MW 49.6 kD) was diluted 600-fold in assay buffer containing fresh 2 mM dithiothreitol (DTT) to activate the enzyme, then diluted into assay buffer (without DTT) 133-fold for a DPP-1 working solution of 3 nM. Test compounds were diluted in DMSO for 20x their final assay concentrations.

Additions to a 96-well black Costar 3915 plates were as follows: 90  $\mu$ L of 11  $\mu$ M GR-AMC, 5  $\mu$ L test compound (followed by mixing), and 5  $\mu$ L 3 nM DPP1 to start the reaction. Fluorescent reactions were monitored kinetically at 360 nm excitation , 440 nm emission on a Molecular Devices Spectramax XPS reader. The Softmax Pro software of the reader determined the initial velocity of the selected data (the first 3-5 minutes of the reaction), and the best linear regression fit of the initial kinetic data. Final assay conditions were 0.15 nM DPP-1, 10  $\mu$ M GR-AMC, 50 mM HEPES, pH 7.0, 100 mM NaCl, 2 mM GSH, 0.002% TWEEN 20, 1  $\mu$ M DTT, 5.0 % DMSO. Initial velocity rates were plotted vs. test compound concentration by use of a four-parameter logistics equation

(nonlinear regression, sigmoidal dose-response (variable slope), with fixed Hill (1.0) using GraphPad Prism<sup>®</sup> software for determination of DPP-1 IC<sub>50</sub>. Within-run assay coefficient of variation (CV) was generally <10%; between-run CV <20%.

- 5 Representative compounds of the present invention were tested according to the procedure as described above, with results as listed in Table 2, below. Where a compound was tested according to the above procedure multiple times, the average value is listed in the Table below. Additionally, Table 2 below lists the measured mass for said representative compounds of
- 10 the present invention, more particularly the mass of the MH<sup>+</sup> ion.

**Table 2: DPP-1 Inhibition**

ID No	IC <sub>50</sub> (μM)	MH <sup>+</sup>
1	15.3	403
3	0.39	354
6	2.43	340
7	1.60	384
8	1.64	370
9	1.37	344
11	15.26	370
12	5.92	372
13	97.99	373
15	2.50	360
16	12.8	357
18	1.70	358
19	9.10	396
20	0.52	396
24	0.40	331
25	10.00	346
31	30.00	372
33	15.0	407
35	5.80	275
39	0.35	281
40	0.214	275
41	2.53	295
49	3.28	273
51	15.0	289
55	9.50	287
56	18.00	323
57	17.00	305
58	11.00	313
59	12.00	305
60	6.00	301

61	6.80	321
63	0.15	412
71	>100 <sup>a</sup>	344
72	10.00	313
73	15.00	295
74	26.00	313
75	39.00	327
76	14.00	301
77	33.00	273
78	3.90	344
79	2.90	354
80	2.30	354
81	5.60	321
82	17.00	296
83	8.50	309
84	7.20	313
85	1.20	344
86	2.40	351
87	13.00	325
88	23.00	339
89	7.90	296
90	12.00	407
91	10.00	285
92	17.0	275
95	1.20	287
96	2.70	281
97	5.00	303
98	7.90	245
99	12.00	275
100	6.30	302
101	1.70	333
102	6.10	281
103	5.40	302
104	8.00	261
105	>10 <sup>b</sup>	311
106	6.00	313

<sup>a</sup> For this compound, the number of different concentrations tested was not sufficient to calculate an IC<sub>50</sub> value beyond a determination that it was greater than about 100µM.

- <sup>b</sup> For this compound, the number of different concentrations tested was
- 5 not sufficient to calculate an IC<sub>50</sub> value beyond a determination that it was greater than about 10µM.

#### **Solid Oral Dosage Formulation – Prophetic Example**

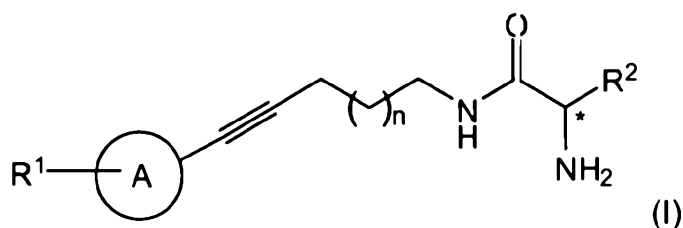
As a specific embodiment of an oral composition, 100 mg of the Compound #63 prepared as in Example 27 is formulated with sufficient finely divided lactose to provide a total amount of 580 to 590 mg to fill a size O hard gel capsule.

- 5           While the foregoing specification teaches the principles of the present invention, with examples provided for the purpose of illustration, it will be understood that the practice of the invention encompasses all of the usual variations, adaptations and/or modifications as come within the scope of the following claims and their equivalents.

10

## THE CLAIMS DEFINING THE INVENTION ARE AS FOLLOWS:-

1. A compound of formula (I)



5 wherein

$R^1$  is selected from the group consisting of hydrogen,  $C_{3-8}$ cycloalkyl, phenyl, benzyloxy- and piperidinyl-oxy-;

10  $\textcircled{A}$  is a ring structure selected from the group consisting of phenyl, naphthyl, fluorenyl, isoquinolinyl, benzofuryl, benzothiophenyl, benzo[1,3]dioxolyl and 2,3-dihydro-benzo[1,4]dioxinyl;

15 wherein the  $\textcircled{A}$  ring structure is optionally substituted with one or more substituents independently selected from the group consisting of halogen, hydroxy,  $C_{1-4}$ alkyl, halogenated  $C_{1-4}$ alkyl,  $C_{1-4}$ alkoxy, halogenated  $C_{1-4}$ alkoxy,  $(C_{1-4}$ alkoxy)- $(C_{1-4}$ alkyl)-,  $(C_{1-4}$ alkyl)- $SO_2$ - and  $(C_{1-4}$ alkyl)- $C(O)-NH$ -;

$n$  is an integer selected from 0 and 1;

20  $R^2$  is selected from the group consisting of  $C_{1-4}$ alkyl,  $C_{2-4}$ alkenyl,  $C_{2-4}$ alkynyl, hydroxy substituted  $C_{1-4}$ alkyl,  $NR^A R^B-(C_{1-2}$ alkyl)-, cyclopropyl-methyl-, benzyl- and heteroaryl- $(CH_2)_{1-2}$ ; wherein  $R^A$  and  $R^B$  are each independently selected from hydrogen or  $C_{1-4}$ alkyl; provided that  $R^2$  is other than t-butyl; or a pharmaceutically acceptable salt thereof.

- 25 2. A compound according to claim 1, wherein

$R^1$  is selected from the group consisting of hydrogen,  $C_{5-6}$ cycloalkyl, phenyl, benzyl-oxy- and piperidinyl-oxy-;

(A) is a ring structure selected from the group consisting of phenyl, naphthyl, fluorenyl, isoquinoliny, benzofuryl, benzothiophenyl, benzo[1,3]dioxolyl and 2,3-dihydro-benzo[1,4]dioxinyl;

wherein the (A) ring structure is optionally substituted with one to  
 5 four substituents independently selected from the group consisting of halogen, hydroxy, C<sub>1-4</sub>alkyl, fluorinated C<sub>1-4</sub>alkyl, C<sub>1-4</sub>alkoxy, (C<sub>1-4</sub>alkoxy)-(C<sub>1-4</sub>alkyl)-, (C<sub>1-4</sub>alkyl)-SO<sub>2</sub>- and (C<sub>1-4</sub>alkyl)-C(O)-NH-;

n is an integer selected from 0 and 1;

R<sup>2</sup> is selected from the group consisting of C<sub>1-4</sub>alkyl, C<sub>2-4</sub>alkenyl, C<sub>2-4</sub>alkynyl, hydroxy substituted C<sub>2-4</sub>alkyl, NR<sup>A</sup>R<sup>B</sup>-(C<sub>1-2</sub>alkyl)-, cyclopropyl-methyl-, benzyl- and heteroaryl-(C<sub>1-4</sub>alkyl)-; wherein the heteroaryl is  
 10 selected from the group consisting of pyridyl, pyrazolyl, imidazolyl and thienyl; and wherein R<sup>A</sup> and R<sup>B</sup> are each independently selected from hydrogen or C<sub>1-2</sub>alkyl;

15 provided that R<sup>2</sup> is other than t-butyl;  
 or a pharmaceutically acceptable salt thereof.

3. A compound according to claim 2, wherein

R<sup>1</sup> is selected from the group consisting of hydrogen, C<sub>5-6</sub>cycloalkyl, phenyl, benzyl-oxy, piperidin-4-yl-oxy and piperidin-3-yl-oxy; wherein the R<sup>1</sup>  
 20

group is bound to the (A) ring at the 2-, 3- or 4-position;

(A) is a ring structure selected from the group consisting of phenyl, naphthyl, 9H-fluorenyl, isoquinoliny, benzofuryl, benzothiophenyl, benzo[1,3]dioxolyl and 2,3-dihydro-benzo[1,4]dioxinyl;

25 wherein the phenyl or naphth-1-yl is optionally substituted with one to four substituent independently selected from the group consisting of hydroxy, halogen, C<sub>1-4</sub>alkyl, C<sub>1-2</sub>alkoxy, trifluoromethyl, (C<sub>1-2</sub>alkoxy)-(C<sub>1-2</sub>-alkyl)-, C<sub>1-2</sub>alkyl-SO<sub>2</sub>- and C<sub>1-2</sub>alkyl-C(O)-NH-;

n is an integer selected from 0 and 1;

$R^2$  is selected from the group consisting of  $C_{1-4}$ alkyl, hydroxy substituted  $C_{1-2}$ alkyl,  $C_{2-4}$ alkenyl,  $C_{2-4}$ alkynyl,  $NH_2-(C_{1-2}alkyl)-$ , cyclopropyl-methyl-, benzyl-, pyrazol-1-yl-methyl-, imidazol-4-yl-methyl-, pyrid-2-yl-methyl-, pyrid-3-yl-methyl- and thien-2-yl-methyl-;

- 5 provided that  $R^2$  is other than t-butyl;  
or a pharmaceutically acceptable salt thereof.

4. A compound according to claim 3, wherein

- $R^1$  is selected from the group consisting of hydrogen, 2-(cyclohexyl),  
10 2-(phenyl), 3-(phenyl), 4-(benzyl-oxy), 3-(piperidin-4-yl-oxy), 3-(piperidin-3R-yl-oxy) and 3-(piperidin-3S-yl-oxy);


- (A) is a ring structure selected from the group consisting of phenyl,  
2-hydroxy-phenyl, 4-isopropyl-phenyl, 2-methoxy-phenyl, 3-methoxy-phenyl, 4-methoxy-phenyl, 5-methoxy-phenyl, 2-trifluoromethyl-phenyl, 3-trifluoromethyl-phenyl, 4-trifluoromethyl-phenyl, 4-methyl-sulfonyl-phenyl, 2-methyl-carbonyl-amino-phenyl, 4-methyl-carbonyl-amino-phenyl, 2,3-difluoro-phenyl, 3,4-difluoro-phenyl, 2,6-dimethyl-phenyl, 3,5-dimethyl-phenyl, 3,6-dimethyl-phenyl, 3,4-dimethoxy-phenyl, 3,5-dimethoxy-phenyl, 2,4,6-trimethyl-phenyl, 2,3,5,6-tetramethyl-phenyl, naphth-1-yl, naphtha-2-yl, 2-hydroxy-naphth-1-yl, 2-fluoro-naphth-1-yl, 4-fluoro-naphth-1-yl, 4-methyl-naphth-1-yl, 2-methoxy-naphth-1-yl, 2-(methoxy-methyl)-naphth-1-yl, 9H-fluoren-2-yl, isoquinolin-4-yl, isoquinolin-5-yl, benzofur-5-yl, benzothiophen-5-yl, benzo[1,3]dioxol-5-yl and 2,3-dihydro-benzo[1,4]dioxin-6-yl;

- 25 n is an integer selected from 0 and 1;

- $R^2$  is selected from the group consisting of ethyl, n-propyl, isopropyl, n-butyl, isobutyl, hydroxy-methyl, hydroxy-ethyl, n-buten-3-yl, propyn-2-yl, amino-n-propyl-, cyclopropyl-methyl, benzyl, pyrazol-1-yl-methyl-, imidazol-4-yl-methyl-, pyrid-2-yl-methyl-, pyrid-3-yl-methyl- and thien-2-yl-methyl-;  
30 or a pharmaceutically acceptable salt thereof.

5. A compound according to claim 4, wherein

$R^1$  is selected from the group consisting of hydrogen, 2-(phenyl), 3-(phenyl), 4-(benzyl-oxy), 3-(piperidin-4-yl-oxy), 3-(piperidin-3R-yl-oxy) and 3-(piperidin-3S-yl-oxy);

5  is a ring structure selected from the group consisting of phenyl, 2-hydroxy-phenyl, 4-isopropyl-phenyl, 3-methoxy-phenyl, 4-methoxy-phenyl, 5-methoxy-phenyl, 3-trifluoromethyl-phenyl, 2-methyl-carbonyl-amino-phenyl, 4-methyl-carbonyl-amino-phenyl, 2,3-difluoro-phenyl, 3,4-difluoro-phenyl, 2,6-dimethyl-phenyl, 3,5-dimethyl-phenyl, 2,4,6-trimethyl-phenyl, naphth-1-yl, 2-fluoro-naphth-1-yl, 4-fluoro-naphth-1-yl, 4-methyl-naphth-1-yl, 9H-fluoren-2-yl, isoquinolin-5-yl, benzofur-5-yl, benzothiophen-5-yl and 2,3,-dihydro-benzo[1,4]dioxin-6-yl;

$n$  is an integer selected from 0 and 1;

15  $R^2$  is selected from the group consisting of ethyl, n-propyl, n-butyl, hydroxy-ethyl, n-buten-3-yl, propyn-2-yl, pyrazol-1-yl-methyl-, imidazol-4-yl-methyl-, and thien-2-yl-methyl-;


and wherein the starred stereo-center is in the (S) stereo-configuration;

or a pharmaceutically acceptable salt thereof.

20

6. A compound according to claim 5, wherein

$R^1$  is selected from the group consisting of hydrogen, 3-(phenyl), 4-(benzyl-oxy), 3-(piperidin-4-yl-oxy), 3-(piperidin-3R-yl-oxy) and 3-(piperidin-3S-yl-oxy);

25  is a ring structure selected from the group consisting of phenyl, 4-isopropyl-phenyl, 4-methoxy-phenyl, 5-methoxy-phenyl, 3,4-difluoro-phenyl, 2,6-dimethyl-phenyl, 3,5-dimethyl-phenyl, naphth-1-yl, and 9H-fluoren-2-yl;


$n$  is an integer selected from 0 and 1;

30  $R^2$  is selected from the group consisting of ethyl, n-propyl, hydroxy-ethyl, n-buten-3-yl, propyn-2-yl, imidazol-4-yl-methyl- and thien-2-yl-methyl-;



and wherein the starred stereo-center is in the (S) configuration;  
or a pharmaceutically acceptable salt thereof.

7. A compound according to claim 6, wherein  
5         $R^1$  is selected from the group consisting of hydrogen, 3-(phenyl) and 3-(piperidin-4-yl-oxy);

 is a ring structure selected from the group consisting of phenyl, 4-methoxy-phenyl and 3,4-difluoro-phenyl;

n is 1;

- 10         $R^2$  is selected from the group consisting of ethyl, propyn-2-yl, imidazol-4-yl-methyl- and thien-2-yl-methyl-;

and wherein the starred stereo-center is in the (S) configuration;  
or a pharmaceutically acceptable salt thereof.

- 15        8. A compound according to claim 1, wherein the starred stereo-center is present in an enantiomeric excess of the (S)-stereo-configuration.

9. A pharmaceutical composition comprising a pharmaceutically acceptable carrier and a compound as defined according to claim 1.

20

10. A pharmaceutical composition made by mixing a compound as defined according to claim 1 and a pharmaceutically acceptable carrier.

- 25        11. A process for making a pharmaceutical composition comprising mixing a compound as defined according to claim 1 and a pharmaceutically acceptable carrier.

- 30        12. A method of treating a disorder mediated by DPP-1 comprising administering to a subject in need thereof a therapeutically effective amount of a compound as defined according to claim 1.

13. A method according to claim 12, wherein the disorder mediated by DPP-1 is selected from the group consisting of rheumatoid arthritis, asthma, chronic obstructive pulmonary disease, sepsis, irritable bowel disease, cystic fibrosis, and abdominal aortic aneurism.  
5
14. A method of treating rheumatoid arthritis, asthma, chronic obstructive pulmonary disease, sepsis, irritable bowel disease, cystic fibrosis, or abdominal aortic aneurism in a subject in need thereof comprising administering to the subject a therapeutically effective amount of a composition as defined according to claim 9.  
10
15. A method of treating a disorder selected from the group consisting of rheumatoid arthritis, asthma, chronic obstructive pulmonary disease, sepsis, irritable bowel disease, cystic fibrosis, and abdominal aortic aneurism comprising administering to a subject in need thereof a therapeutically effective amount of a compound as defined according to claim 1.  
15
16. Use of a compound as defined according to claim 1 for the preparation of a medicament for treating: (a) rheumatoid arthritis, (b) asthma, (c) chronic obstructive pulmonary disease, (d) sepsis, (e) irritable bowel disease, (f) cystic fibrosis, or (g) abdominal aortic aneurism in a subject in need thereof.  
20  
25
17. Use of a compound as defined according to claim 1, for use in a method for treating a disorder selected from the group consisting of rheumatoid arthritis, asthma, chronic obstructive pulmonary disease, sepsis, irritable bowel disease, cystic fibrosis, and abdominal aortic aneurism, in a subject in need thereof.  
30

18. Use of a compound as defined according to claim 1 for the preparation of a medicament for treating a disorder mediated by DPP-1 in a subject.
- 5 19. Use of a composition as defined according to claim 9 for the preparation of a medicament for treating rheumatoid arthritis, asthma, chronic obstructive pulmonary disease, sepsis, irritable bowel disease, cystic fibrosis, or abdominal aortic aneurism in a subject.
- 10 20. A pharmaceutical composition when made by a process as defined according to claim 11.

15

Dated this 27th day of February 2013

Shelston IP

Attorneys for: Janssen Pharmaceutica NV