I. MILLER.

UNDERWAIST.

APPLICATION FILED NOV. 25, 1911.

1,068,690.

Patented July 29, 1913.

FIG. 2

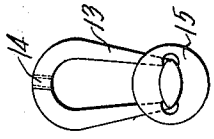

FIG. 4

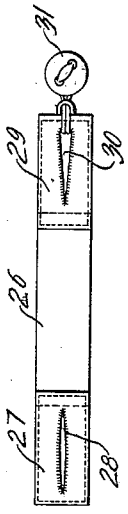

FIG. 1

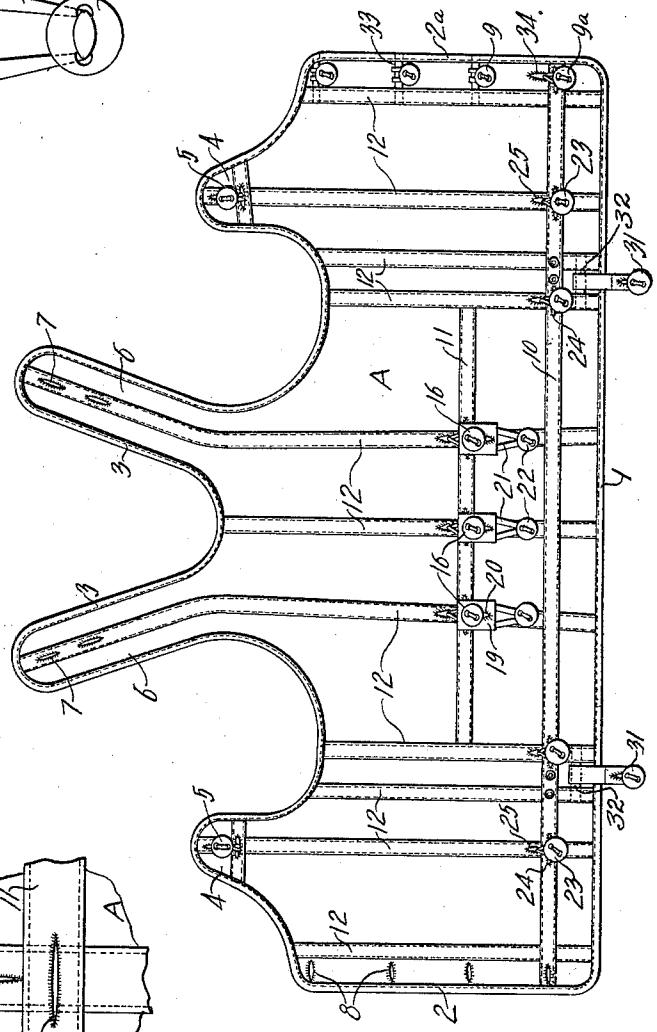

FIG. 3

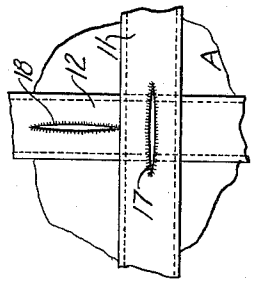

WITNESSES

W. T. Holman

E. L. Hyde.

INVENTOR

Isaac Miller,

By Fred H. Winter

Attorney

COLUMBIA PLANOGRAPH CO., WASHINGTON, D. C.

UNITED STATES PATENT OFFICE.

IONE MILLER, OF BRADFORD, PENNSYLVANIA, ASSIGNOR TO THE SPIRELLA COMPANY, OF MEADVILLE, PENNSYLVANIA, A CORPORATION OF PENNSYLVANIA.

UNDERWAIST.

1,068,690. Specification of Letters Patent. Patented July 29, 1913.

Application filed November 25, 1911. Serial No. 662,455.

To all whom it may concern:

Be it known that I, IONE MILLER, a resident of Bradford, in the county of McKean and State of Pennsylvania, have invented a new and useful Improvement in Underwaists, of which the following is a specification.

This invention relates to underwaists such as are worn by children or young boys and girls for supporting the lower or nether garments.

The object of the invention is to provide a simple, strong and efficient construction and arrangement, in an underwaist of the character stated, for fastening detachable buttons thereto.

A further object of the invention is to provide improved construction of suspender and garter attaching devices for a waist of the character stated.

The invention comprises the construction and arrangement of parts hereafter described and claimed, one specific embodiment of which I have illustrated in the drawings in which—

Figure 1 is a plan view of one of my improved waists as it would look if spread out upon a flat surface; Fig. 2 is a detail view of a detachable button; Fig. 3 is a detail view showing a pair of buttonholes; and Fig. 4 is a detail view of an improved form of garter attaching means.

The underwaist shown consists of a body A, which may be formed of any suitable or desirable material, having a lower edge 1, meeting edges 2 and 2^a and upper edge 3, all of which are shown as bound with tape. At its upper portion, the body A is provided with projecting portions 4 to each of which is attached a detachable button 5 adapted to be secured to the shoulder straps 6 in one of a plurality of positions by means of the button holes 7 provided therein. The meeting edge 2 is provided with a plurality of buttonholes 8 for coöperation with a plurality of buttons 9 coöperatively spaced and arranged on the other meeting edge 2^a. It will be obvious that in the use of the garment it is placed in position on the wearer and fastened together by buttoning the meeting edges 2, 2^a, and then securing the shoulder straps 6 to the projections 4 by passing the buttons 5 through the buttonholes 7.

The underwaist is shown as provided near to the waist line thereof with a horizontal retaining strap 10 extending for the full length of the garment, and above the same is provided a second retaining strap 11 extending across the back of the garment from a position under one armhole to a similar position under the other. These straps are firmly stitched or otherwise secured at each edge to the body A of the waist. At intervals along the length of the waist or garment horizontally of the same are provided a plurality of vertical reinforcing strips or bands 12, which, in a manner similar to the retaining straps 10 and 11, are firmly stitched or otherwise secured to the body A of the underwaist.

Each of the detachable buttons 5 and 9 is of the character and construction illustrated in Fig. 2 and, as shown, comprises an endless loop 13 preferably formed of tape or other inelastic material having the ends 14 stitched together. The loop is passed through the eyes of a disk or head 15 which forms the supporting member of the button. It will be obvious that under certain circumstances I may form the loop 13 of slightly elastic material, if desired, so that it will yield slightly when subjected to considerable strain, to avoid breaking or detaching of the loop or button from the garment.

The buttons 9 at the meeting edge 2^a of the underwaist are attached to the garment by being passed through loops or straps 33 horizontally arranged thereon. As shown, these straps are formed of pieces of tape or other non-elastic material, the ends of which are passed underneath the binding tape at the edge 2^a of the garment and one of the vertical reinforcing strips 12 and stitched therewith to the body A. Each button is attached to one of the aforesaid loops or bands by having its loop 13 passed therethrough and then over the disk or head 15 of the button, as illustrated.

At a plurality of points near the median line at the rear of the underwaist I have provided novel and improved means for attaching the detachable buttons 16 to the garment. The buttons 5, heretofore referred to, and also one of the buttons at the meeting edge 2^a (that numbered 9^a Fig. 1) are also fastened to the garment according to the improved construction about to be described.

Each of the buttons 5, 9, 9ª and 16 is of the same construction as the button shown in Fig. 2. To provide means of attachment of the buttons to the garment I provide a pair of button holes at each of the points where it is desired to secure a button to the garment. Either or both of these buttonholes may be formed, either in the material of the body A as at 34, Fig. 1 or in one of the reinforcing strips or straps superimposed upon the body. As shown in Fig. 3 one of the buttonholes, 17, is formed horizontally and along the length of the retaining strap 11, (or 10, as the case may be), and with its center at the crossing point of a strip 12 and the retaining strap 11. The other button hole, 18, is vertically arranged and runs lengthwise of the vertical reinforcing strip 12 (or in the body A of the waist) and is just above the point where the horizontal retaining strap 11 crosses the reinforcing strip 12. It is of course obvious that the horizontal buttonhole may be above the vertical buttonhole if desired. Pairs of buttonholes of the same construction and arrangement are likewise formed at the junction of the retaining strap 11 with the other reinforcing strips 12 and also along the length of the strap 10. The detachable buttons shown are fastened to the waist at points along the retaining straps 10 and 11 by having the loop 13 passed through the horizontal buttonhole 17 and back again through the vertical loop 18 and then over the disk or head 15 of the button. It will be observed that the vertical button hole 18 holds the side portions of the loop 13 closely together and prevents accidental displacement of the disk or head of the button through the loop while the buttonholes 17 permit slight lateral or horizontal play of the buttons along the garment and decrease the liability of breakage of the buttons or tearing of the material of the waist by undue strain.

To each of the buttons 16 at the back of the garment, I prefer to attach one of my improved suspender attaching or supporting devices, although it is, of course, obvious that I may attach other devices or even garments directly thereto. Each suspender attaching device consists of a tab or flat strip 19 of non-elastic material, preferably tape, and having a buttonhole 20 longitudinally disposed therein. At one end of the tab 19 is firmly secured, preferably by stitching, the two ends of a loop 21, preferably formed of elastic material and having a disk or head 22 secured thereto. One of the suspender attachments is secured to each of the buttons 16 by having its buttonhole 20 passed over the head 15 of the button, thus securing the device in place on the waist. The buttons or heads 22 are adapted to be secured in buttonholes in the waist band of the nether garment, as drawers, pants or skirts, thus supporting them at the back, the flexible loops 21 also permitting the necessary yielding in sitting, stooping or bending forward, without straining the buttons of the waist or the buttonholes of the pants or other garment.

I also prefer to provide the body A of the waist with a plurality of buttons at the waist line thereof for securing or holding nether garments. Preferably, four such buttons 23 are shown, each of which is attached to the garment at a crossing point between the horizontal retaining strap 10 and one of the vertical reinforcing strips 12. To attach these buttons to the waist horizontal buttonholes 24 are provided in the horizontal retaining strap 10 where it crosses over and is superimposed upon the vertical reinforcing strips 12, and vertical buttonholes 25 are also provided in the reinforcing strips 12, as shown in the drawings. Each of the buttons or heads 23 is of the same construction as the buttons 5 and 9, 9ª and 16 and is secured to the garment by having its loop passed through the horizontal and vertical buttonholes 24 and 25 and over the head 23. The waist is also provided with two or more devices for supporting the child's undergarments, two such devices being shown. The preferred form of this device is illustrated in Fig. 4 and, as shown, it consists of a strip or band 26 of flexible or elastic material having a tab 27 stitched thereto at one end, the tab 27 being preferably formed of tape or other non-flexible material and having a buttonhole 28 therein. At the other end of the strip or band 26 is provided a similar tab 29, likewise formed of non-flexible material and having a buttonhole 30 therein. A detachable button 31 is secured to the tab 29 by having its loop passed through the buttonhole 30 and over the head of the button in the manner hereinbefore stated. The garter attaching device is then secured to the waist as a whole by having the tab 27 passed under or through a loop 32 secured at one side of the underwaist under the armhole thereof, and buttoning the same over the button 31. The flexibility of the garter attaching device 26 provides for undue strain which may be placed upon the garter attaching device and the button 31 furnishes a support for the garter itself and to which the same may be coupled or fastened.

As is obvious the strips 12 may be arranged either upon or underneath the straps 10 and 11, the latter arrangement being illustrated for convenience.

When the waist becomes soiled, the detachable buttons, suspender attachments and garter attachments may be removed therefrom and restored after laundrying of the garment, thus facilitating the laundrying of the waist and preserving the buttons and

suspender and garter attachments from injury to which they would otherwise be exposed.

What I claim is:—

1. A waist of the character described provided with a pair of adjacent coöperating buttonholes, and a garment supporting means secured to the waist and comprising a button having a head adapted to support a nether garment and a loop for securing the button to the waist, the loop being passed in one direction through one of said buttonholes and back in the other direction through the other buttonhole and being looped over the head of the button, whereby said loop passes completely around and embraces that portion of the integral material of the waist between said buttonholes.

2. A waist of the character described provided with horizontal and vertical reinforcing strips secured to the waist, said strips crossing each other and each extending from edge to edge of the waist, said waist being also provided with a horizontally disposed buttonhole through said strips at their crossing portions, said vertical strip being provided with a vertically disposed buttonhole closely spaced from the horizontal buttonhole, and a garment supporting means secured to the waist and comprising a button having a head adapted to support a nether garment and a loop for securing the button to the waist, said loop being passed through the horizontal buttonhole in one direction and back through the vertical buttonhole in the other direction and being looped over the head of the button, whereby said loop passes completely around and embraces that portion of the integral material of the waist and of said strips between said buttonholes.

In testimony whereof, I have hereunto set my hand.

IONE MILLER.

Witnesses:
FRANK C. WHITLING,
C. C. MELVIN, 2nd.

Copies of this patent may be obtained for five cents each, by addressing the "Commissioner of Patents, Washington, D. C."