



(51) International Patent Classification:

A01K 11/00 (2006.01) A01K 27/00 (2006.01)
A01K 29/00 (2006.01)

(21) International Application Number:

PCT/IL2017/051093

(22) International Filing Date:

28 September 2017 (28.09.2017)

(25) Filing Language:

English

(26) Publication Language:

English

(30) Priority Data:

62/400,634 28 September 2016 (28.09.2016) US

(71) Applicant: SCR ENGINEERS LTD [IL/IL]; 18 Hamelacha St., Poleg Industrial Park, POB 13564 Hadarim, 4237782 Netanya (IL).

(72) Inventors: BRAYER, Eyal; 64 Hapardessim St., 4287500 Kfar Monash (IL). GENZEL, Eran; 30 HaOren St., 44813 Oranit (IL).

(74) Agent: BRESSLER, Eyal; DR. Eyal Bressler Ltd., 11 Tuv-al St., 5252226 Ramat Gan (IL).

(81) Designated States (unless otherwise indicated, for every kind of national protection available): AE, AG, AL, AM, AO, AT, AU, AZ, BA, BB, BG, BH, BN, BR, BW, BY, BZ, CA, CH, CL, CN, CO, CR, CU, CZ, DE, DJ, DK, DM, DO, DZ, EC, EE, EG, ES, FI, GB, GD, GE, GH, GM, GT, HN, HR, HU, ID, IL, IN, IR, IS, JO, JP, KE, KG, KH, KN, KP, KR, KW, KZ, LA, LC, LK, LR, LS, LU, LY, MA, MD, ME, MG, MK, MN, MW, MX, MY, MZ, NA, NG, NI, NO, NZ, OM, PA, PE, PG, PH, PL, PT, QA, RO, RS, RU, RW, SA,

SC, SD, SE, SG, SK, SL, SM, ST, SV, SY, TH, TJ, TM, TN, TR, TT, TZ, UA, UG, US, UZ, VC, VN, ZA, ZM, ZW.

(84) Designated States (unless otherwise indicated, for every kind of regional protection available): ARIPO (BW, GH, GM, KE, LR, LS, MW, MZ, NA, RW, SD, SL, ST, SZ, TZ, UG, ZM, ZW), Eurasian (AM, AZ, BY, KG, KZ, RU, TJ, TM), European (AL, AT, BE, BG, CH, CY, CZ, DE, DK, EE, ES, FI, FR, GB, GR, HR, HU, IE, IS, IT, LT, LU, LV, MC, MK, MT, NL, NO, PL, PT, RO, RS, SE, SI, SK, SM, TR), OAPI (BF, BJ, CF, CG, CI, CM, GA, GN, GQ, GW, KM, ML, MR, NE, SN, TD, TG).

Declarations under Rule 4.17:

— as to applicant's entitlement to apply for and be granted a patent (Rule 4.17(ii))

Published:

— with international search report (Art. 21(3))

(54) Title: HOLDER FOR A SMART MONITORING TAG FOR COWS

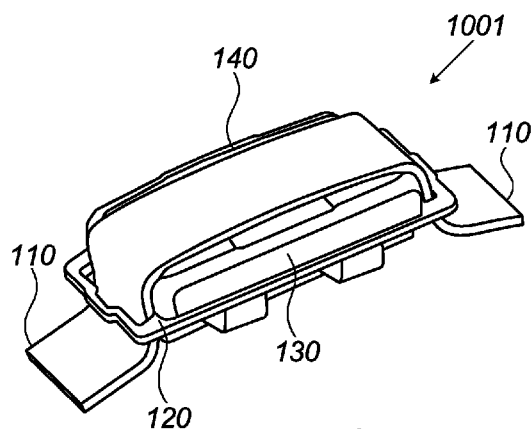


FIG. 3A

(57) Abstract: The present invention provides a quick release monitoring tag holder attached to cow's neck by a collar, comprising a first slot and a second slot configured for accommodating said collar therein; and a recess, provided in between said slots, configured for accommodating an identification tag having an upper portion and relatively smaller bottom portion, which is at least partially accommodated within said recess.



HOLDER FOR A SMART MONITORING TAG FOR COWS

FIELD OF THE INVENTION

The invention relates to a cow's smart monitoring tag, and to a quick release identification tag holder in connection with animal neck via a collar. The invention further pertains to tag holding system and to quick releasing methods thereof in which the identification tag is attachable and detachable to the collar without the removal of the collar from the animal.

BACKGROUND OF THE INVENTION

Animal collars, and especially farm collars, are useful means for identification of the animal, analyzing its activity and health state and thereby increasing its productivity, feed and health. Many tags are embedded with RFID modules, processors, accelerators, sensors, MEMS, and communication means, as well as with a sufficient DC electrical power supply, see US 7350481, Method and system for monitoring physiological conditions of, and/or suitability of animal feed for ruminant animals and US 7878149, Method and device for detecting estrus which are incorporated herein as a reference. Those complicated and advanced tags are firmly affixed within housing or irreversibly embedded in the animal's collar, making frequent inspection, maintenance and battery replacing activities slow and tedious and therefore demanding significant time, experience and knowhow. In most cases, a tag replacement or technical observation requires untying the collar, unthreading the collar from the tag's housing and rethreading the collar to the tag's housing after having inspecting the device. A simple, quick and intuitive means and method for the farmer to release the tag from its housing is hence a long felt need.

SUMMARY OF THE INVENTION

It is thus an object of the present invention to disclose a quick release monitoring tag holder attached to cow's neck by a collar, comprising a first slot and a second slot configured for accommodating the collar therein; and a recess, provided in between the slots, configured for

accommodating an identification tag having an upper portion and relatively smaller bottom portion, which is at least partially accommodated within the recess.

It is another an object of the present invention to disclose a quick release monitoring tag holder as described in any of the above, utilizable in a manner that the identification tag is at least partially accommodated within the recess and the collar passes through the first slot from collar's inner side toward collar's outer side, over the upper portion of the identification tag, and through the second slot from the outer side toward the inner side, whereby the tag is held in place by the collar and can be removed from the recess without removal of the collar from animal's neck.

It is another an object of the present invention to disclose a quick release monitoring tag holder as described in any of the above, further comprising at least one aperture between at least one slot and the tag holder recess, configured to allow the passage of at least a portion of the collar.

It is another an object of the present invention to disclose a quick release monitoring tag holder as described in any of the above, the tag holder further comprising a securing means configured for the tag to fit snugly within the housing recess and ensure its accommodation there.

It is another an object of the present invention to disclose a quick release monitoring tag holder as described in any of the above, the tag further comprising a securing means configured for the tag to fit snugly within the housing recess and ensure its accommodation there.

It is another an object of the present invention to disclose a quick release monitoring tag holder as described in any of the above, wherein at least one securing means comprises at least one static, dynamic, and any combination thereof, protruding member.

It is another an object of the present invention to disclose a quick release monitoring tag holder as described in any of the above, herein at least one member is reversibly retractable by application of pressure on at least a portion thereof.

It is thus an object of the present invention to disclose a quick release monitoring tag holder attached to cow's neck by a collar; the holder having a main longitudinal axis and comprising a recess, provided in parallel to the axis, having a width and a length with two opposites ends, the length is provided useful for accommodating both (a) a bottom portion of an identification tag

when assembled, and (b) at least one segment of a collar which passes in between the recess' first end and the identification tag from holders inner side towards collar's outer side, over the upper portion of the identification tag, and in between the recess' second end and the identification tag from collar's outer side toward the inner side, thereby at least temporarily holding the tag within the recess by the collar.

It is another an object of the present invention to disclose a quick release monitoring tag holder as described in any of the above, further comprising at least one aperture between at least one slot and the tag holder recess, configured to allow the passage of at least a portion of the collar.

It is another an object of the present invention to disclose a quick release monitoring tag holder as described in any of the above, the tag holder further comprising a securing means configured for the tag to fit snugly within the housing recess and ensure its accommodation there.

It is another an object of the present invention to disclose a quick release monitoring tag holder as described in any of the above, the tag further comprising a securing means configured for the tag to fit snugly within the housing recess and ensure its accommodation there.

It is another an object of the present invention to disclose a quick release monitoring tag holder as described in any of the above, wherein at least one securing means comprises at least one static, dynamic, and any combination thereof, protruding member.

It is another an object of the present invention to disclose a quick release monitoring tag holder as described in any of the above, at least one member is reversibly retractable by application of pressure on at least a portion thereof.

It is thus an object of the present invention to disclose a quick release monitoring tag holding system for reversible and easy attaching/detaching a tag to and from animal's neck by means of the animal's neck collar, the system comprising: a collar provided in a length to be disposed about a neck of an animal; a tag holder comprising a first slot and a second slot configured for accommodating the collar therein; and a recess, provided in between the slots, configured for accommodating an identification tag having an upper portion and relatively smaller bottom portion, which is at least partially accommodated within the recess.

It is another an object of the present invention to disclose a quick release monitoring tag holder as described in any of the above, utilizable in a manner that the identification tag is at least partially accommodated within the recess and the collar passes through the first slot from collar's inner side toward collar's outer side, over the upper portion of the identification tag, and through the second slot from the outer side toward the inner side, whereby the tag is held in place by the collar and can be removed from the recess without removal of the collar from animal's neck.

It is another an object of the present invention to disclose a quick release monitoring tag holder as described in any of the above, wherein, further comprising at least one aperture between at least one slot and the tag holder recess, configured to allow the passage of at least a portion of the collar.

It is another an object of the present invention to disclose a quick release monitoring tag holder as described in any of the above, wherein, the tag holder further comprising a securing means configured for the tag to fit snugly within the housing recess and ensure its accommodation there.

It is another an object of the present invention to disclose a quick release monitoring tag holder as described in any of the above, wherein, the tag further comprising a securing means configured for the tag to fit snugly within the housing recess and ensure its accommodation there.

It is another an object of the present invention to disclose a quick release monitoring tag holder as described in any of the above, wherein at least one securing means comprises at least one static, dynamic, and any combination thereof, protruding member.

It is another an object of the present invention to disclose a quick release monitoring tag holder as described in any of the above, wherein at least one member is reversibly retractable by application of pressure on at least a portion thereof.

It is thus an object of the present invention to disclose a quick release monitoring tag holding system for reversible and easy attaching/detaching a tag to and from animal's neck by means of the animal's neck collar, the system comprising a collar provided in a length to be disposed about a neck of an animal; a tag holder having a main longitudinal axis and comprising a recess,

provided in parallel to the axis, having a width and a length with two opposite ends, the length is provided useful for accommodating both (a) a bottom portion of an identification tag when assembled, and (b) at least one segment of a collar which passes in between the recess' first end and the identification tag from holder's inner side towards collar's outer side, over the upper portion of the identification tag, and in between the recess' second end and the identification tag from collar's outer side toward the inner side, thereby at least temporarily holding the tag within the recess by the collar.

It is another an object of the present invention to disclose a quick release monitoring tag holder as described in any of the above, further comprising at least one aperture between at least one slot and the tag holder recess, configured to allow the passage of at least a portion of the collar.

It is another an object of the present invention to disclose a quick release monitoring tag holder as described in any of the above, the tag holder further comprising a securing means configured for the tag to fit snugly within the housing recess and ensure its accommodation there.

It is another an object of the present invention to disclose a quick release monitoring tag holder as described in any of the above, the tag further comprising a securing means configured for the tag to fit snugly within the housing recess and ensure its accommodation there.

It is another an object of the present invention to disclose a quick release monitoring tag holder as described in any of the above, wherein at least one securing means comprises at least one static, dynamic, and any combination thereof, protruding member.

It is another an object of the present invention to disclose a quick release monitoring tag holder as described in any of the above, wherein at least one member is reversibly retractable by application of pressure on at least a portion thereof.

It is thus an object of the present invention to disclose a method for reversibly accommodating and quick releasing a tag to and from the neck of an animal characterized by steps of: (a) providing a tag holder with a first slot and a second slot; (b) configuring each of the slots for accommodating the collar therein; and (c) providing in between the slots a recess and configuring the same for accommodating an identification tag having an upper portion and relatively smaller bottom portion, which is at least partially accommodated within the recess.

It is another an object of the present invention to disclose the method as described in any of the above, useful for further securing the tag to the holder, wherein the method further comprising the steps of: (a) providing securing means in connection with the tag and/or in connection with the holder; and (b) configuring the securing means to fit snugly within the housing recess and ensure tag's accommodation therein.

It is another an object of the present invention to disclose the method as described in any of the above, wherein the method further comprising at least partially accommodated the identification tag within the recess; passing a segment of the collar through the first slot from collar's inner side toward collar's outer side, over the upper portion of the identification tag, and through the second slot from the outer side toward the inner side, thereby by fastening and unfastening the collar or segment thereof reversibly accommodating and quick releasing of the tag to the tag's holder is enabled.

It is thus an object of the present invention to disclose a method for reversibly accommodating and quick releasing a tag to and from the neck of an animal characterized by steps of: (a) providing in parallel to a tag holder's main longitudinal axis a recess; (b) providing the recess with a width and a length having two opposites ends to be useful for accommodating both (a) a bottom portion of an identification tag when assembled, and (b) at least one segment of a collar which passes in between the recess' first end and the identification tag from holders inner side towards collar's outer side, over the upper portion of the identification tag, and in between the recess' second end and the identification tag from collar's outer side toward the inner side; thereby at least temporarily holding the tag within the recess by the collar.

It is another an object of the present invention to disclose the method as described in any of the above, useful for further securing the tag to the holder, wherein the method further comprising the steps of: (a) providing securing means in connection with the tag and/or in connection with the holder; and (b) configuring the securing means to fit snugly within the housing recess and ensure tag's accommodation therein.

It is thus an object of the present invention to disclose a method for reversibly accommodating and quick releasing a tag to and from the neck of an animal characterized by steps of: (a) providing a quick release monitoring tag holding system with a collar provided in a sufficient length to be disposed about a neck of an animal; and with a tag's holder; (b) providing the tag's

holder with a first slot and a second slot and configuring the same for accommodating the collar therein; further providing in between the slots a recess, and configuring the same for accommodating an identification tag having an upper portion and relatively smaller bottom portion, which is at least partially accommodated within the recess.

It is another an object of the present invention to disclose the method as described in any of the above for accommodating at least a portion of the identification tag within the recess by passing the collar or a segment thereof through the first slot from collar's inner side toward collar's outer side, over the upper portion of the identification tag, and through the second slot from the outer side toward the inner side, thereby holding the tag in place within sad recess by the collar in a manner it can be removed from the recess without removal of the collar from animal's neck.

It is thus an object of the present invention to disclose a method for reversibly accommodating and quick releasing a tag to and from the neck of an animal characterized by steps of: (a) providing a quick release monitoring tag holding system with a collar provided in a length to be disposed about a neck of an animal and tag's holder; (b) providing the tag's holder with a main longitudinal axis and providing a recess, in parallel to the axis; and, (c) configuring the recess with a width and a length with two opposites ends, in a manner that it provided useful for accommodating both (a) a bottom portion of an identification tag when assembled, and (b) at least one segment of a collar which passes in between the recess' first end and the identification tag from holders inner side towards collar's outer side, over the upper portion of the identification tag, and in between the recess' second end and the identification tag from collar's outer side toward the inner side; thereby at least temporarily holding the tag within the recess by the collar.

BREIF DESCRIPTION OF THE FIGURES

Preferred embodiments of the present invention will now be described, by way of example only, with reference to the accompanying drawings, in which:

Fig. 1 show a cow's collar attached to a quick release tag holder according to an embodiment of the invention;

Fig. 2A-2C show a quick release tag holder system according to an embodiment of the invention;

Fig. 3A-3D show a tag configured according to the herein disclosed holder and quick release system according to an embodiment of the invention;

Fig. 4A-4D show a quick release tag holder system according to an embodiment of the invention;

Fig. 5A-5D show multi-modality, multi-cell and multi-tag quick release tag holding system according to an embodiment of the invention;

Fig. 6A-B show a quick release tag holder system according to an embodiment of the invention;

Fig. 7A-C show a quick release tag holder according to an embodiment of the invention; and,

Fig. 8A-C show a quick release tag holder system according to an embodiment of the invention.

DETAILED DESCRIPTION OF THE PREFERRED EMBODIMENT

Reference is now made to **Fig. 1**, showing a side view of a cow in connection with a quick release tag holder system (QRTHS) and modules thereof according to one embodiment of the present invention. QRTHS comprises, *inter alia*, a collar (**110**) disposed about a tubular organ of an animal, e.g., the neck of a cow (**150**) and a tag holder (**120**). A tag (**130**, hidden behind the collar and therefore not clearly seen here) is compressed between the collar and the holder. In case maintenance is scheduled, the battery is to be replaced, etc., the collar is unfastened, the tension upon the tag is relieved and thereby the tag is easily removed from its location, without the need for completely opening the collar, unthreading the collar from the holder's slots (i.e., a slotted or otherwise opened portion) and rethreading the collar into the holder's recess once the new tag or the new battery is in place, or other maintenance has been carried out.

Reference is now made to **Fig. 2A, 2B** and **2C** illustrating perspective views of one portion of the QRTHS (**1000**) and modules thereof, namely an endless flexible collar (**110**) threaded in two of the holder's (**120**) slots; providing, when the collar is not well fastened, a gap into which a tag (**130**) can be inserted or removed. An exploded view of the same is presented in **Fig. 2B**, showing the holder's two slots (**122A** and **122B**) through which the collar is threaded, and a patterned recess (**121**) configured by means of size and shape to reversibly yet firmly

accommodate a tag (130). **Fig. 2C** presents the same, where the collar (110) is fastened upon the tag (130) when it sits within the holder's patterned recess.

Reference is now made to **Fig. 3A** and **3B** illustrating perspective views of one portion of QRTHS (1001) and modules thereof. **Fig. 3A** illustrates a tag (130) housed within a tag holder (120) held in location by a collar (110) passing on top the upper surface (140) of the tag (130). **Fig. 3B** illustrates an exploded view of a collar (110), a tag (130) having an upper surface (140) which is configured to accept the collar (e.g., having a recess which is configured to have a width and thickness at least as great as the collar's). The tag holder comprises a recess (121) into which the tag is at least partly inserted. Additionally or alternatively, the tag holder (120) further comprises at least one slot (122A, 122B) on either side of the recess (121) or a plurality of slots. The slots (122a, 122B) are configured to allow passage of at least a portion of the collar (110). In this embodiment the slots (122A, 122B) are closed apertures. Alternatively, the slots (122a, 122B) are at least partially open towards the main recess (121) of the tag holder (120). In some variants, in the tag's opposite surface, the one facing the holder, one or more protruding elements can be provided, configured to increase the tag's fixation within the holder.

Reference is now made to **Fig. 4A-D** illustrating perspective views of a tag (130) further comprising a securing means adapted to ensure accommodation of the tag within said recess. According to an embodiment of the invention, the securing means comprises one or more protruding elements (135, 136, 133, 133L, 133H). In an embodiment, the tag (130) comprises an upper, external side (132) larger than the bottom portion (131) of the tag. The bottom portion is configured for easy insertion into the tag holder (120). Additionally or alternatively, the bottom portion (131) of the tag (130) includes protruding elements (135, 136, 133, 133L, 133H) that facilitate tag gripping by the person installing the tag, and/ or configured to provide snap connections into the tag holder thereby allow the tag to click-in within the holder's recess.

It is well within the scope of the invention wherein the tag (130) can be characterized on its lower, holder, side (131) by at least one smaller diameter region (See 138, **Fig. 4C**) and at least one relatively wider diameter region (137 in **Fig. 4C**), configured to ensure that removal of the tag from the holder recess (which is characterized by a medium-size diameter) occurs solely in the one desired direction, namely upwardly. This is additionally supported by the tag's (130)

upper portion (132) comprising a wider diameter portion (139) than the tag holder recess (120, Fig 3B).

It is also well within the scope of the invention wherein the tag is characterized by a static (135, Fig. 4A) or dynamic tooth (136, Fig. 4C) adapted to anchor the tag within the holder recess on at least one side. Hence, a single tooth (e.g., clumping protruding member, extracting tooth, movable or static latch, snappable member etc.), provide as tag's securing means, enables the tag to fit snugly within the housing recess and ensure its accommodation there. Likewise, an interlocking lid (much like a pressure cooker) can be utilized as tag's securing means.

Reference is now made to Fig. 5A-C illustrating top schematic views of a QRTHS (1002) and modules thereof according to an embodiment of the invention. Fig. 5A discloses an elongated multi-cell tag holder (120N) comprising two slots through which the collar is inserted or to which it is otherwise connected (122A, 122B). Holder 120N comprises a plurality of tag cells (121A...121N) into which tags (130A...130N) are inserted. It is in the scope of the invention wherein the multi-tag holder 120N is elongated and/or widened so that the cells can be provided in a linear sequence, in a rounded (e.g., circular, elliptical, oval) sequence, a hexagonal sequence, having two or more rows of cells, etc. Fig. 5B discloses the same, where the collar 110 is threaded into the holder's slots 122A and 122B. Fig. 5C discloses the same, where the collar 110 is threaded into the holder's slots 122A and 122B by means of a multi-tag holder kits functioning like the TQRK shown in Fig. 2A.

It is in the scope of the invention wherein a QRTHS (1000) is disclosed. The QRTHS comprises, *inter alia*, a collar (110) disposed about a neck of an animal (150); attaching means which comprise e.g., one or more indentations (133) configured to at least partially hold a tag (130); a tag holder (120) which comprises an inner side and an outer side; a first slot (122A) and a second slot (122B), each of the slots having dimensions to accommodate the collar (110) and, a recess (121) in the outer side, configured to accommodate the attaching means (133) at least partially within the recess. The improvement is that QRTHS is assembled such that the attaching means (133) sits within a recess (121) and the collar (110) passes through the first slot (122A) from the inner side toward the outer side, over attaching means (130), and through the second slot (122B) from the outer side toward the inner side, whereby the attaching means (133, 135, 136) are held

in place by the collar (110) and can be removed from the recess (121) without removal of the collar (110) from the animal's neck.

In some embodiments, the recess is configured to at least partially accommodate the attaching means (133, 135, 136) whilst holding the tag (130), or whilst not holding the tag (130).

In some embodiments, the tag (130) is selected in a non-limiting manner from a group consisting of a printed label, an electronic chip, an RFID chip, a sensor, a name tag and any combination thereof.

In some embodiments, the tag holder (120) is made of a material selected in a non-limiting manner from a group consisting of plastic, metal, silicon, and any combination thereof.

In some embodiments, the attaching means (133, 135, 136) are made of a material selected in a non-limiting manner from a group consisting of plastic, metal, silicon, and any combination thereof.

In some embodiments, the collar (110) additionally comprises means for adjusting its length.

In some embodiments, the collar (110) additionally comprises fastening means adapted to buckle the collar.

In some embodiments, the animal (150) is selected from a group consisting of humans, such as, but not limited to, hospitalized patients; house animals such as, but not limited to, dogs and cats; farm animals such as, but not limited to, cows, sheep, horses, and pigs; laboratory animals, zoo animals, wild animals to be tracked, etc.

In some embodiments, the attaching means (133) additionally comprises a clip (131) for securing the tag to the attaching means.

In some embodiments, the attaching means (130) additionally comprises at least one protrusion (132) extending outward from at least one side of the collar; the at least one protrusion is adapted to additionally secure the attaching means (130) to the tag holder (120).

It is in the scope of the invention to disclose a quick release tag holder (QRTH, 120), in connection with a collar (110) which is disposed around a neck or other tubular member of an animal. The tag holder (120) is characterized by an inner side and an outer side; at least one first slot (122A) and at least one second slot (122B), each of the slots having dimensions to

accommodate the collar. The holder is further characterized by a recess, pattern or groove (121) configured to accommodate one or more tags (130) at least partially within the recess. The improvement is that QRTH (100) is assembled such that the tag (130) sits at least partially within the recess (121) and the collar (110) passes through the first slot (122A) from the inner side toward the outer side, over the tag, and through the second slot (122B) from the outer side toward the inner side, whereby the tag (130) is held in place by the collar (110) and the tag can be removed from the recess (121) without full removal of the collar (110) from the animal's neck.

In some embodiments, the tag comprises attaching means (133) which comprise one or more indentations configured to at least partially hold the tag to the holder. A snap fastener, press stud, popper, jag, ledge or movable or static tooth are also possible arrangements. The recess is configured to at least partially accommodate the tag to be held within it by the attaching means.

In some embodiments, the attaching means (133) additionally comprises a clip (134) for securing the tag to the holder.

In some embodiments, the attaching means (133) additionally comprises at least one protrusion extending outward from at least one side. The protrusion is configured to provide additional securing of the attaching means (130) to the tag holder (120).

It is in the scope of the invention wherein a tag quick release kit for reversibly accommodating at least one tag (TQRK, see e.g., system 1000 in Fig. 2A, system 1001 in Fig. 5C etc.) to an animal is disclosed. The TQRK comprises, *inter alia*, an elongated retractable collar; l attaching means, at least one of the attaching means comprising an indentation configured to at least partially hold m tags; n tag holders, each of which is sized and shaped to accommodate at least one of the attaching means; each of the tag holders comprising o slits through which the collar is threaded, such that the l attaching means are sandwiched between the elongated retractable collar and the holding device; l , m , n are integers greater than or equal to 1; o is an integer greater than or equal to 2. The improvement is that the tag holder is characterized by at least two configurations: a CLOSED configuration, in which pressure is applied on the attaching means by means of the collar and the tag holder, so as to secure and encase the attaching means; and an OPEN configuration in which no pressure is applied on the attaching means such that the same is reversibly releasable from the tag holder.

Reference is now made to **Fig. 6A** and **6B**, providing top view and side view photos, respectively, of another aspect of the invention, wherein the holder (**120**) does not comprises slots (e.g., **122A** and **122B**) or does not use them. Here, the endless collar is provided throughout the patterned recess (**121**) and embraces the tag (**130**) on top it's upper portion (**132**) without using the slots. Hence, according to an embodiment of the invention, a cow's smart monitoring tag holder (**120**) in connection with a collar (**110**), comprising an inner side and an outer side and a recess in said outer side, configured (i) to accommodate an identification tag (**130**) at least partially within said recess and (ii) to accommodate said collar provided throughout said recess; wherein said tag holder (**120**) is utilizable such that said identification tag sits at least partially within said recess and said collar passes through said recess, over said identification tag, whereby said tag is held in place by said collar and can be removed from said recess without removal of said collar from said neck.

In some embodiments of the invention, the tag holder is sized and shaped to at least partially accommodate the attaching means whilst holding the tag or whilst not holding the tag.

In some embodiments of the invention, the attaching means additionally comprise a clip for securing the tag to the attaching means.

In some embodiments of the invention, the attaching means additionally comprise at least one protrusion extending outward from at least one side; the at least one protrusion being adapted to additionally secure the attaching means to the tag holder.

In some embodiments of the invention the tag holder is reversibly transferrable between the closed configuration and the open configuration by means selected from a group consisting of mechanical means, manual means, and any combination thereof.

In some embodiments of the invention, the TQRK is adapted to switch from the closed configuration to the open configuration in a manner selected from a group consisting of continuously, in a binary (open-closed) manner, and any combination thereof.

In some embodiments of the invention, the TQRK is adapted to be worn on a body part of the animal; the body part selected from a group consisting of at least one limb, the neck, the head, and any combination thereof.

It is another object of the invention to disclose a method for accommodating a quick release tag to the neck of an animal. The method is characterized by steps of providing a quick release tag holder system with a collar, a tag holder and attaching means, characterizing tag holder by an inner side and an outer side, providing the tag holder with a first slot and a second slot and a recess in its outer side; further providing the attaching means with an indentation; disposing the collar about the neck or other tubular organ of an animal; placing the tag at least partially within the indentation of the attaching means; accommodating the attaching means at least partially within the recess of the tag holder; passing the collar through the first slot from the inner side toward the outer side, over the attaching means, and through the second slot from the outer side toward the inner side; thereby reversibly accommodating the tag attaching means in place by the collar in a manner that the attaching means are quickly releasable from the recess without removing the collar from the animal's neck.

It is another object of the invention to disclose a method for accommodating a tag to the neck of an animal, characterized by steps of providing a quick release tag holder with a collar and a tag holder; the tag holder characterized by an inner side and an outer side, providing the tag holder with a first slot and a second slot and a recess in the outer side; disposing the collar about the neck or other tubular organ of an animal; accommodating the tag at least partially within the recess; passing the collar through the first slot from the inner side toward the outer side, over the tag, and through the second slot from the outer side toward the inner side; thereby reversibly accommodating the tag in place by the collar in a manner that the tag is quickly releasable from the recess without removing the collar from the animal's neck.

It is in the scope of the invention wherein the aforesaid method additionally comprises a step of providing attaching means and placing the tag at least partially within the attaching means and accommodating the tag placed within the attaching means least partially within the recess. It is in the scope of the invention wherein the step of at least partially placing the tag within the attaching means additionally comprises securing the tag to the attaching means by a clip. It is in the scope of the invention wherein the step of accommodating the attaching means at least partially within the recess of the tag holder additionally comprises securing the attaching means to the tag holder by at least one protrusion extending outward from at least one side of the attaching means.

It is another object of the invention to disclose a method for reversibly accommodating an identification tag on an animal. The method comprises steps of providing at least one system for holding a tag, with an elongated retractable collar, l attaching means comprising an indentation, and m tag holders comprising o slits; l , m are integers greater than or equal to 1 and o is an integer greater than or equal to 2; placing at least one tag at least partially within the indentation of the attaching means; threading the elongated retractable collar through the o slits; accommodating the collar on at least one portion of an animal; sandwiching the attaching means holding the at least one tag between the tag holder and the elongated retractable collar such that they are applying pressure on the attaching means, so as to reversibly secure and encase the attaching means; thereby the at least one attaching means can be reversibly accommodated without the need of taking the collar off the at least one portion of the animal.

In an animal tag operable from a DC power source, it is another object of the invention to disclose a method for replacing or maintaining a tag, the method comprising steps of: providing an animal tag with a DC electrical power source (e.g., a battery), threading a collar through the slits of a tag holder whilst reversibly clutching the tag between the holder and the collar. When maintenance of the tag (e.g., replacement of the battery) is required, releasing the collar, thereby decreasing the pressure which clutches the tag, removing the tag from its position; then performing the maintenance, such as replacing the tag with a fresh one or replacing the battery.

It is another object of the invention to disclose a method for manufacturing an apparatus for holding an identification tag; the method comprising steps of providing an elongated retractable collar and at least one apparatus for holding an identification tag; further providing the device with m holder devices comprising o slits; m is an integer greater than or equal to 1 and o is an integer greater than or equal to 2.

Although particular embodiments of the invention have been illustrated and described, various changes may be made in the form, composition, construction, and arrangement of the parts herein without sacrificing any of its advantages. Therefore, it is to be understood that all matter herein is to be interpreted as illustrative and not in any limiting sense, and it is intended to cover in the appended claims such modifications as come within the true spirit and scope of the invention.

Reference is now made to **Fig. 7A-C** illustrating a tag holder (120) having a recess (121) along its longitudinal axis configured to accommodate at least a portion of an animal identification tag. The tag holder includes at least one slot (122A, 122B) on either side of the recess longitudinal axis configured to allow passage of at least a portion of a collar (110) or any strap, belt like, string, component. In this embodiment, at least one slot (122A, 122B) comprises an aperture, operatively opening a gap (128A, 128B) from the slot to the recess (121). Thus, the collar (110) passing through each slot can be easily and reversibly attached and detached from the tag holder by passing the collar through the aperture as demonstrated in **Fig. 7B** and **7C** illustrating the reversible connection of the collar (110) from the recess (121) into the slot (122B), through the aperture (128B). Releasing the tension of the collar by passing it through at least one aperture (128A, 128B), provides means for easy release of a tag temporarily housed within the tag holder (121), otherwise manifested by releasing the collar tension by loosening the containment of the animal by the collar.

Reference is now made to **Fig. 8A-8C** illustrating an embodiment of the invention. A system of a quick release identification tag comprising at least one tag (130) temporarily housed within a tag holder (120) and held in position by a collar (110). The tag holder (120) comprises a frame having a longitudinal axis, including a recess configured to receive at least one tag, and at least one slot (122A, 122B) on either side of the longitudinal axis. Further, each slot includes at least one aperture (128A, 128B) thereby creating a passage from the recess to each slot. The collar is inserted into one slot from the bottom of the tag holder, embracing the tag on its upper portion and inserted into the second slot (128B) from the upper side of the tag holder towards the bottom. The tag comprises at least two portions. The upper portion having at least one area with a wider diameter than the bottom portion of the tag. The wider upper portion (132) is larger than the recess (121) of the tag holder (120) thereby the tag (130) inserted therein is resting by means of the wider portion on the tag holder recess circumference, whilst the bottom narrower portion (131) is inserted through the recess. Additionally or alternatively, the tag comprises at least one quick release mechanism comprising a protruding tooth (136A) reversibly retractable by pressing on a connected portion (136B), thereby providing a dynamic means of extraction of the tag from the tag holder, also functioning as securing means when not pressed. Additionally or alternatively, the tag includes a static clip mechanism such as a snip or a protruding element. The

protruding element can be at least partly flexible, entirely rigid, and/ or have at least one hinge allowing relative movement.

The above description is only to those described as the technical idea of the present invention by way of example, those skilled in the art that various modifications, additions and substitutions are possible, without departing from the essential characteristics of the present invention. Further, the embodiment described in the present invention are for illustrating but not for limiting the technical scope of the present invention, not by such an embodiment is the technical scope of the present invention is not limited. The scope of protection of the invention is to be interpreted by the following claims, all spirits within a scope equivalent will be construed as included in the scope of the present invention.

CLAIMS

1. A quick release monitoring tag holder attached to cow's neck by a collar, comprising a first slot and a second slot configured for accommodating said collar therein; and a recess, provided in between said slots, configured for accommodating an identification tag having an upper portion and relatively smaller bottom portion, which is at least partially accommodated within said recess.
2. The quick release monitoring tag holder of claim 1, utilizable in a manner that said identification tag is at least partially accommodated within said recess and said collar passes through said first slot from collar's inner side toward collar's outer side, over said upper portion of said identification tag, and through said second slot from said outer side toward said inner side, whereby said tag is held in place by said collar and can be removed from said recess without removal of said collar from animal's neck.
3. The quick release monitoring tag holder of claim 1, further comprising at least one aperture between at least one slot and said tag holder recess, configured to allow the passage of at least a portion of said collar.
4. The quick release monitoring tag holder of claim 1, said tag holder further comprising a securing means configured for said tag to fit snugly within said housing recess and ensure its accommodation there.
5. The quick release monitoring tag holder of claim 1, said tag further comprising a securing means configured for said tag to fit snugly within said housing recess and ensure its accommodation there.
6. The quick release monitoring tag holder of claim 4 and 5, wherein at least one securing means comprises at least one static, dynamic, and any combination thereof, protruding member.
7. The quick release monitoring tag holder of claim 6, wherein at least one said member is reversibly retractable by application of pressure on at least a portion thereof.
8. A quick release monitoring tag holder attached to cow's neck by a collar; said holder having a main longitudinal axis and comprising a recess, provided in parallel to said axis, having a width and a length with two opposites ends, said length is provided useful for accommodating both (a) a bottom portion of an identification tag when assembled, and (b) at least one segment of a collar which passes in between said recess' first end and said

identification tag from holder's inner side towards collar's outer side, over the upper portion of said identification tag, and in between said recess' second end and said identification tag from collar's outer side toward said inner side, thereby at least temporarily holding said tag within said recess by said collar.

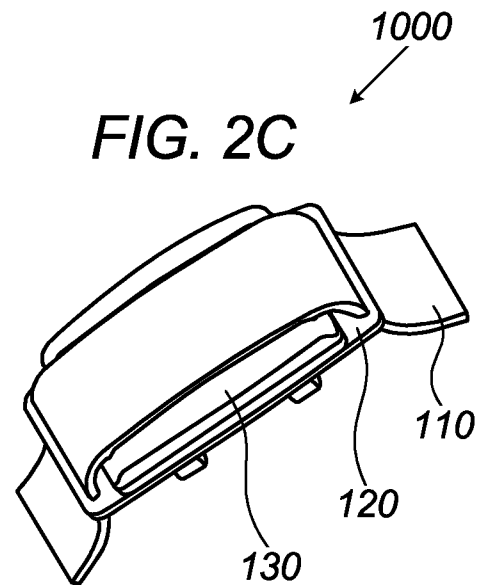
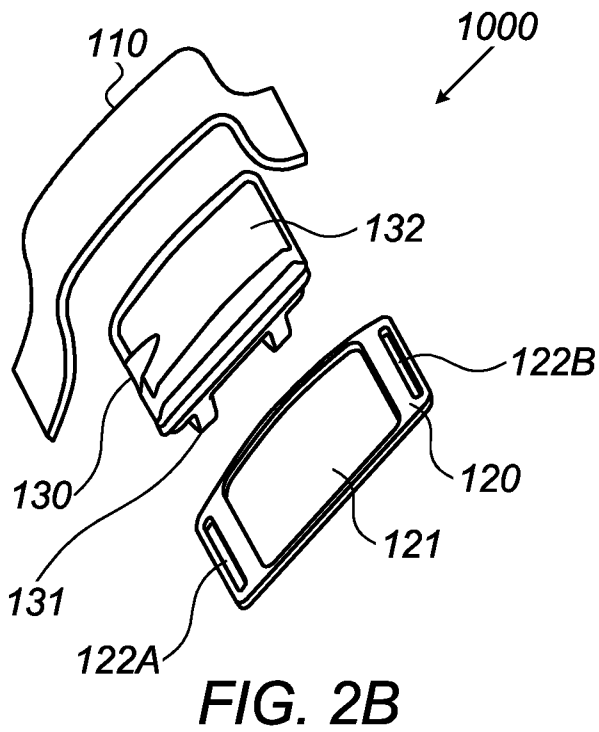
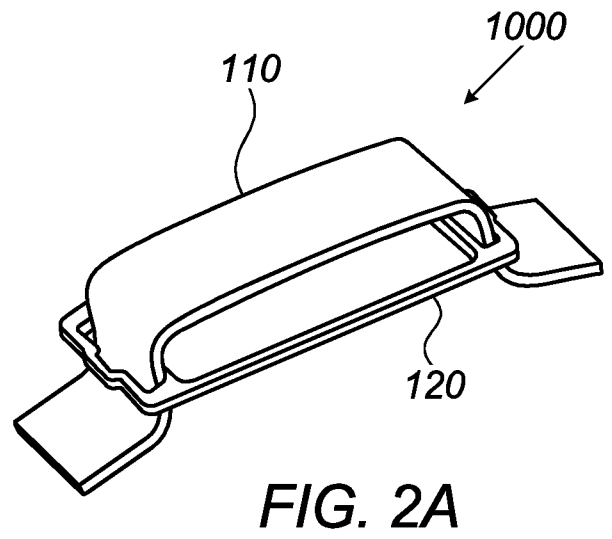
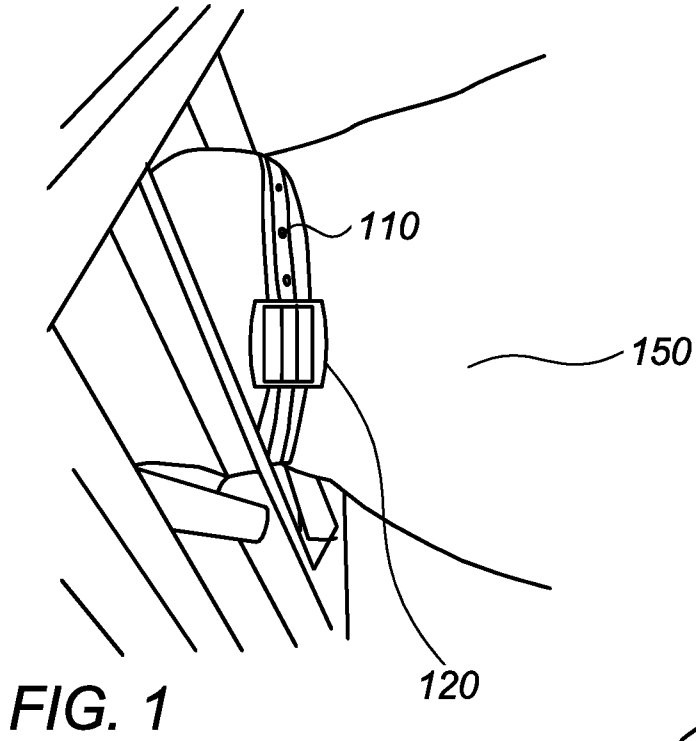
9. The quick release monitoring tag holder of claim 8, further comprising at least one aperture between at least one slot and said tag holder recess, configured to allow the passage of at least a portion of said collar.
10. The quick release monitoring tag holder of claim 8, said tag holder further comprising a securing means configured for said tag to fit snugly within said housing recess and ensure its accommodation there.
11. The quick release monitoring tag holder of claim 8, said tag further comprising a securing means configured for said tag to fit snugly within said housing recess and ensure its accommodation there.
12. The quick release monitoring tag holder of claim 11 and 10, wherein at least one securing means comprises at least one static, dynamic, and any combination thereof, protruding member.
13. The quick release monitoring tag holder of claim 12, wherein at least one said member is reversibly retractable by application of pressure on at least a portion thereof.
14. A quick release monitoring tag holding system for reversible and easy attaching/detaching a tag to and from animal's neck by means of said animal's neck collar, said system comprising:
 - a collar provided in a length to be disposed about a neck of an animal;
 - a tag holder comprising a first slot and a second slot configured for accommodating said collar therein; and a recess, provided in between said slots, configured for accommodating an identification tag having an upper portion and relatively smaller bottom portion, which is at least partially accommodated within said recess.
15. The quick release monitoring tag holding system of claim 14, utilizable in a manner that said identification tag is at least partially accommodated within said recess and said collar passes through said first slot from collar's inner side toward collar's outer side, over said upper portion of said identification tag, and through said second slot from said outer side

- toward said inner side, whereby said tag is held in place by said collar and can be removed from said recess without removal of said collar from animal's neck.
16. The quick release monitoring tag holding system 14, further comprising at least one aperture between at least one slot and said tag holder recess, configured to allow the passage of at least a portion of said collar.
 17. The quick release monitoring tag holding system of claim 14, said tag holder further comprising a securing means configured for said tag to fit snugly within said housing recess and ensure its accommodation there.
 18. The quick release monitoring tag holding system of claim 14, said tag further comprising a securing means configured for said tag to fit snugly within said housing recess and ensure its accommodation there.
 19. The quick release monitoring tag holding system of claim 17 and 18, wherein at least one securing means comprises at least one static, dynamic, and any combination thereof, protruding member.
 20. The quick release monitoring tag holding system of claim 19, wherein at least one said member is reversibly retractable by application of pressure on at least a portion thereof.
 21. A quick release monitoring tag holding system for reversible and easy attaching/detaching a tag to and from animal's neck by means of said animal's neck collar, said system comprising
 - a collar provided in a length to be disposed about a neck of an animal;
 - a tag holder having a main longitudinal axis and comprising a recess, provided in parallel to said axis, having a width and a length with two opposites ends, said length is provided useful for accommodating both (a) a bottom portion of an identification tag when assembled, and (b) at least one segment of a collar which passes in between said recess' first end and said identification tag from holders inner side towards collar's outer side, over the upper portion of said identification tag, and in between said recess' second end and said identification tag from collar's outer side toward said inner side, thereby at least temporarily holding said tag within said recess by said collar.
 22. The quick release monitoring tag holding system of claim 21, further comprising at least one aperture between at least one slot and said tag holder recess, configured to allow the passage of at least a portion of said collar.

23. The quick release monitoring tag holding system of claim 21, said tag holder further comprising a securing means configured for said tag to fit snugly within said housing recess and ensure its accommodation there.
24. The quick release monitoring tag holding system of claim 21, said tag further comprising a securing means configured for said tag to fit snugly within said housing recess and ensure its accommodation there.
25. The quick release monitoring tag holding system of claim 23 and 24, wherein at least one securing means comprises at least one static, dynamic, and any combination thereof, protruding member.
26. The quick release monitoring tag holding system of claim 25, wherein at least one said member is reversibly retractable by application of pressure on at least a portion thereof.
27. A method for reversibly accommodating and quick releasing a tag to and from the neck of an animal characterized by steps of:
 - a. providing a tag holder with a first slot and a second slot;
 - b. configuring each of said slots for accommodating said collar therein; and
 - c. providing in between said slots a recess and configuring the same for accommodating an identification tag having an upper portion and relatively smaller bottom portion, which is at least partially accommodated within said recess.
28. The method of claim 27, useful for further securing said tag to said holder, wherein said method further comprising the steps of:
 - a. providing securing means in connection with said tag and/or in connection with said holder; and
 - b. configuring said securing means to fit snugly within the housing recess and ensure tag's accommodation therein.
29. The method of claim 28, wherein said method further comprising
 - at least partially accommodated said identification tag within said recess;
 - passing a segment of said collar through said first slot from collar's inner side toward collar's outer side, over said upper portion of said identification tag, and through said second slot from said outer side toward said inner side,
 - thereby by fastening and unfastening said collar or segment thereof reversibly accommodating and quick releasing of said tag to said tag's holder is enabled.

30. A method for reversibly accommodating and quick releasing a tag to and from the neck of an animal characterized by steps of:
- a. providing in parallel to a tag holder's main longitudinal axis a recess; and,
 - b. providing said recess with a width and a length having two opposites ends to be useful for accommodating both (a) a bottom portion of an identification tag when assembled, and (b) at least one segment of a collar which passes in between said recess' first end and said identification tag from holders inner side towards collar's outer side, over the upper portion of said identification tag, and in between said recess' second end and said identification tag from collar's outer side toward said inner side;
- thereby at least temporarily holding said tag within said recess by said collar.
31. The method of claim 30, useful for further securing said tag to said holder, wherein said method further comprising the steps of:
- a. providing securing means in connection with said tag and/or in connection with said holder; and
 - b. configuring said securing means to fit snugly within the housing recess and ensure tag's accommodation therein.
32. A method for reversibly accommodating and quick releasing a tag to and from the neck of an animal characterized by steps of:
- a. providing a quick release monitoring tag holding system with a collar provided in a sufficient length to be disposed about a neck of an animal; and with a tag's holder;
 - b. providing said tag's holder with a first slot and a second slot and configuring the same for accommodating said collar therein; and,
 - c. further providing in between said slots a recess, and configuring the same for accommodating an identification tag having an upper portion and relatively smaller bottom portion, which is at least partially accommodated within said recess.
33. The method of claim 32 for accommodating at least a portion of said identification tag within said recess by passing said collar or a segment thereof through said first slot from collar's inner side toward collar's outer side, over said upper portion of said identification tag, and through said second slot from said outer side toward said inner side, thereby holding said tag in place within sad recess by said collar in a manner it can be removed from said recess without removal of said collar from animal's neck.

34. A method for reversibly accommodating and quick releasing a tag to and from the neck of an animal characterized by steps of:
- a. providing a quick release monitoring tag holding system with a collar provided in a length to be disposed about a neck of an animal and tag's holder;
 - b. providing said tag's holder with a main longitudinal axis and providing a recess, in parallel to said axis; and,
 - c. configuring said recess with a width and a length with two opposite ends, in a manner that it provided useful for accommodating both (a) a bottom portion of an identification tag when assembled, and (b) at least one segment of a collar which passes in between said recess' first end and said identification tag from holder's inner side towards collar's outer side, over the upper portion of said identification tag, and in between said recess' second end and said identification tag from collar's outer side toward said inner side;
- thereby at least temporarily holding said tag within said recess by said collar.



2/8

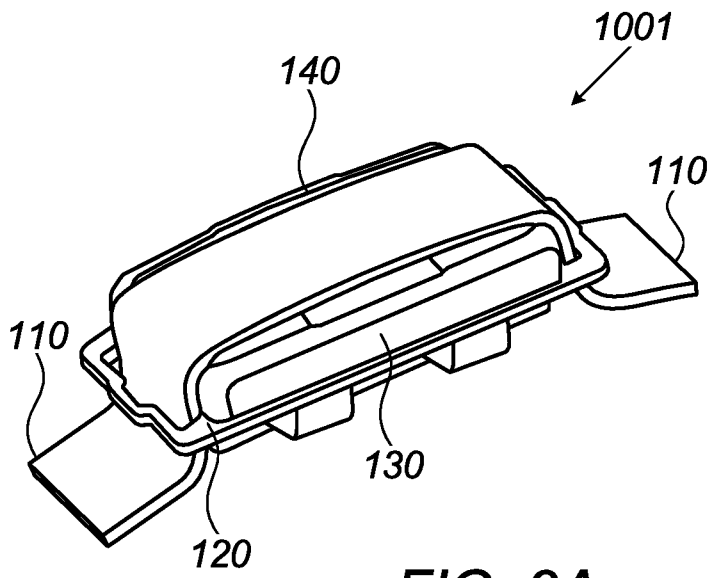


FIG. 3A

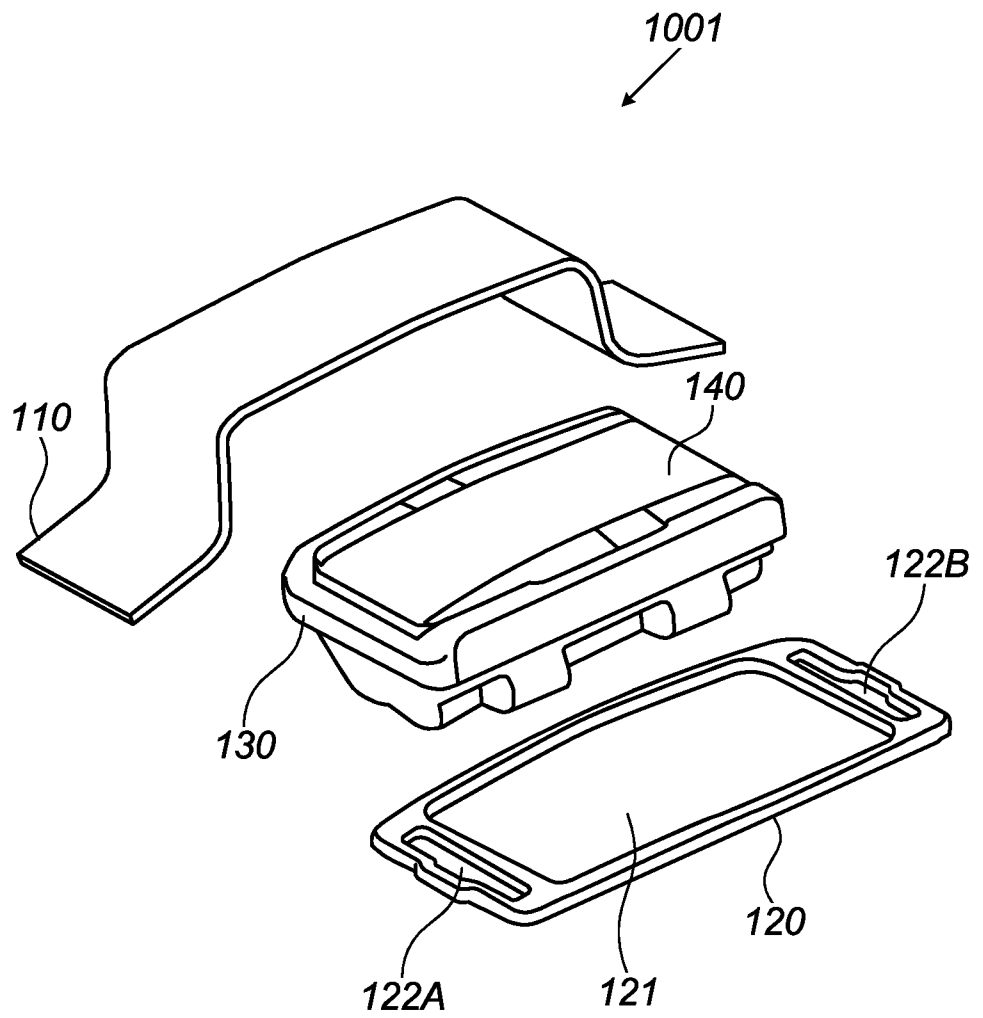


FIG. 3B

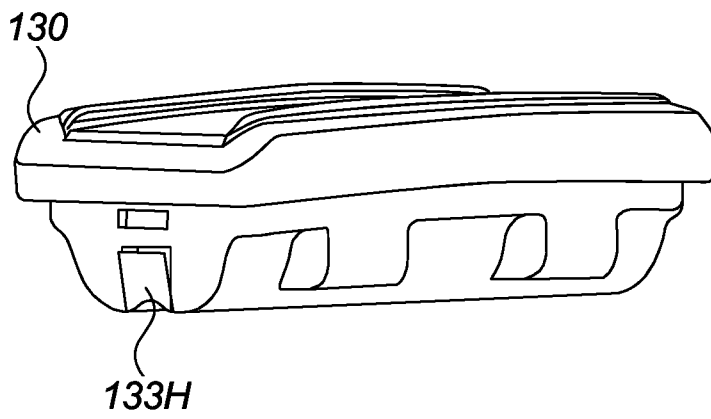
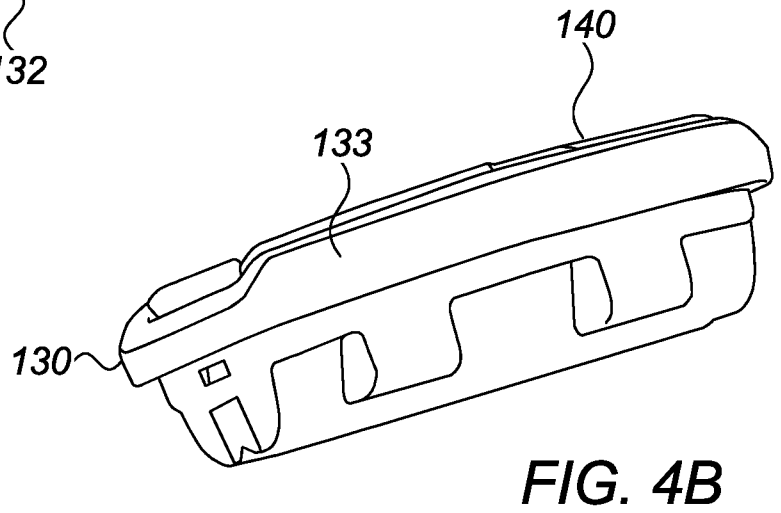
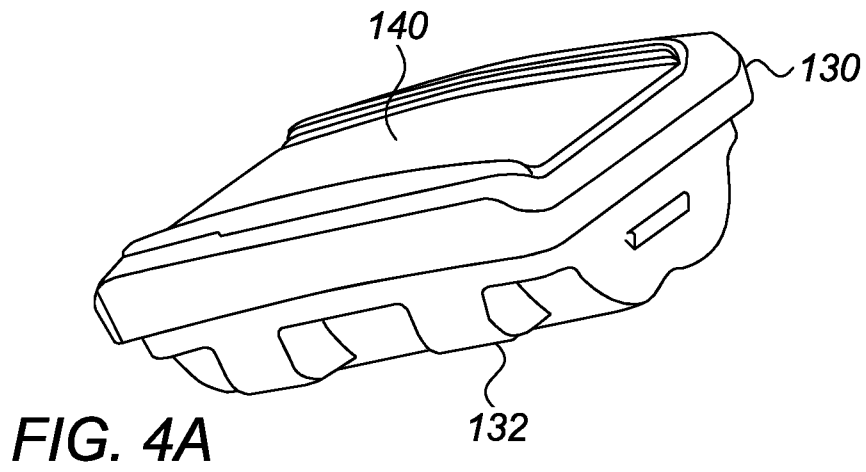


FIG. 4C

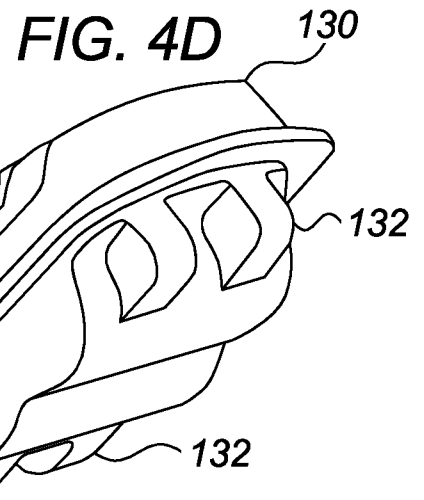


FIG. 4D

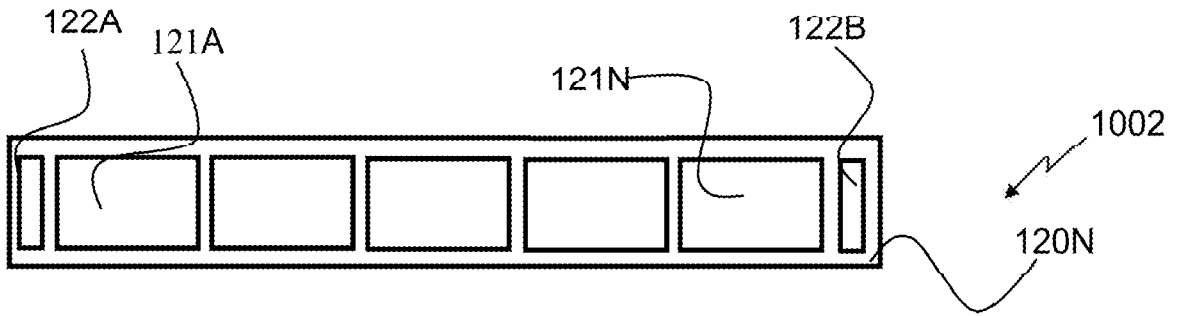


FIG. 5A

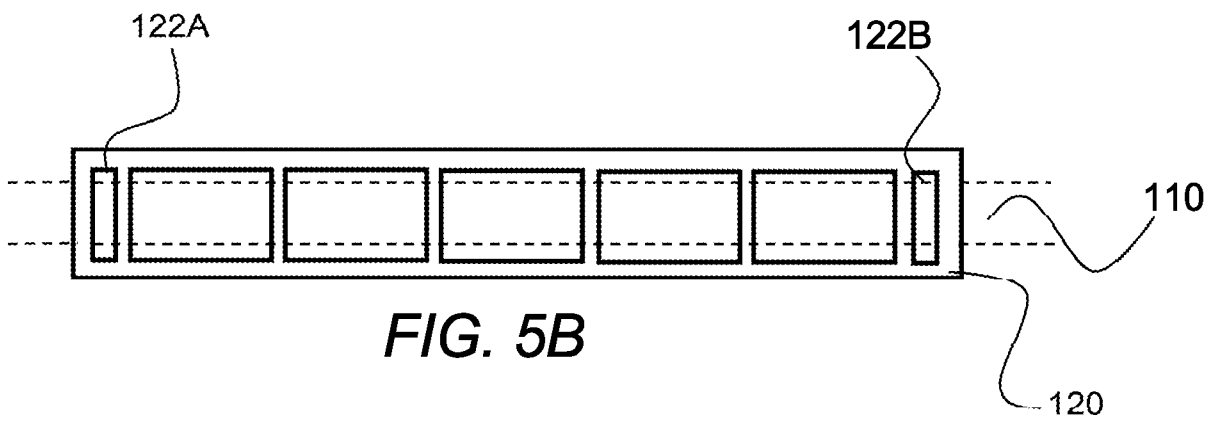


FIG. 5B

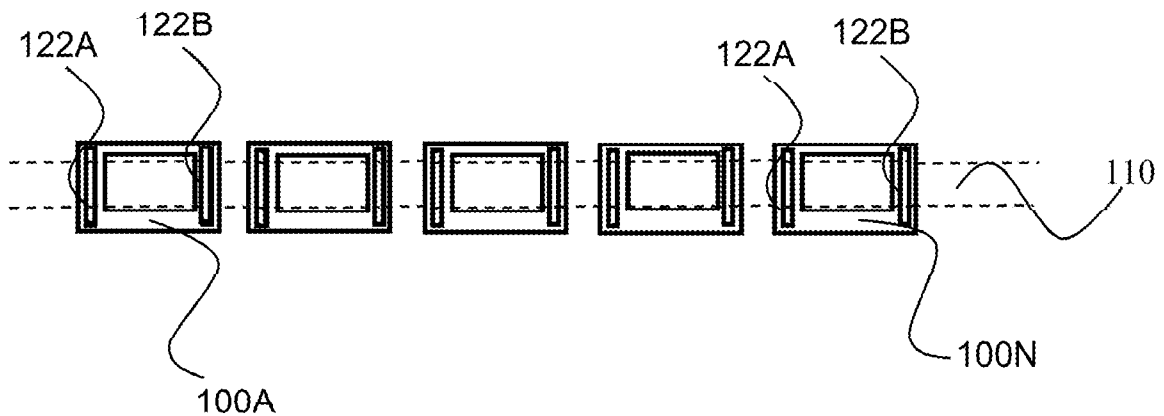


FIG. 5C

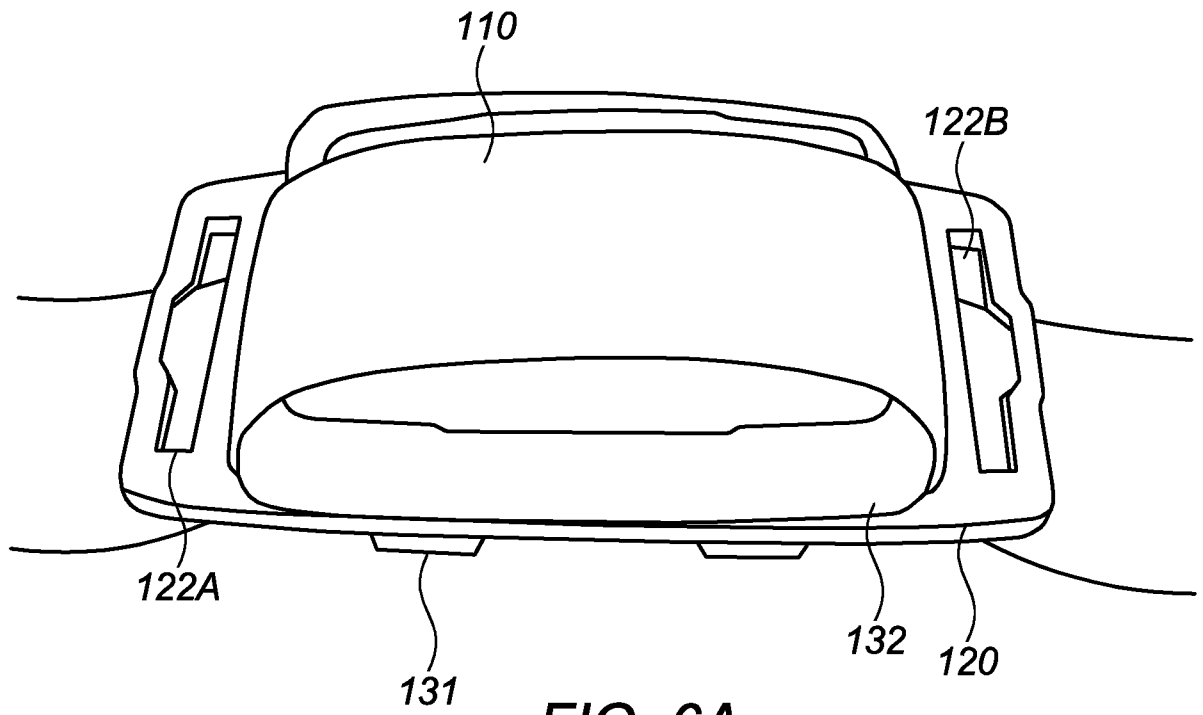


FIG. 6A

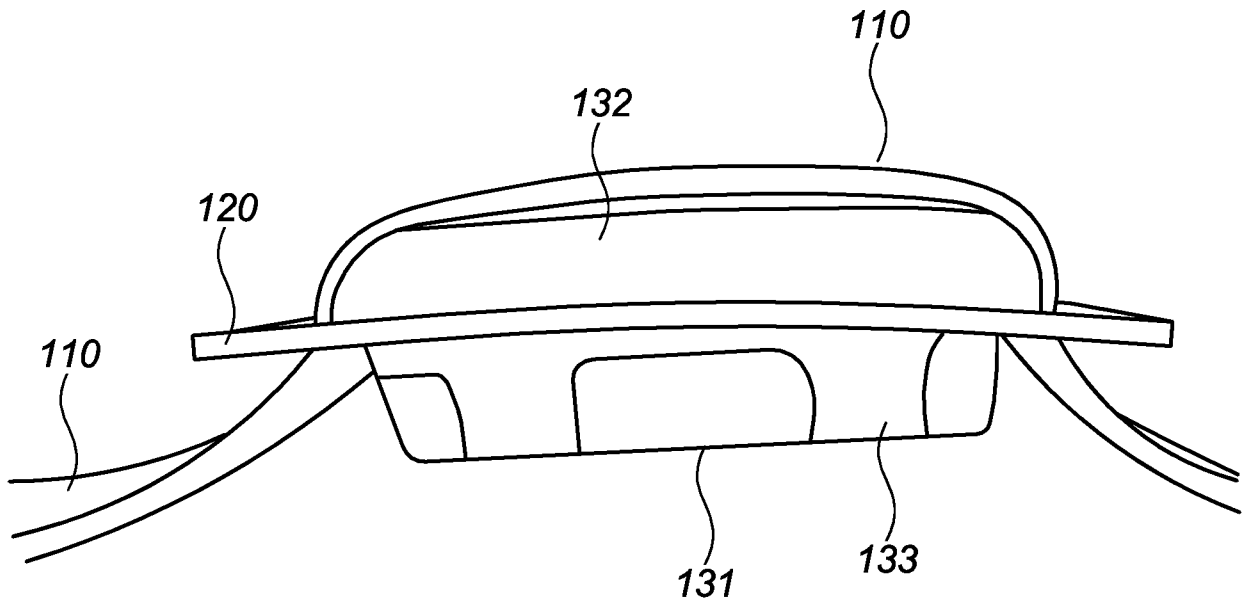


FIG. 6B

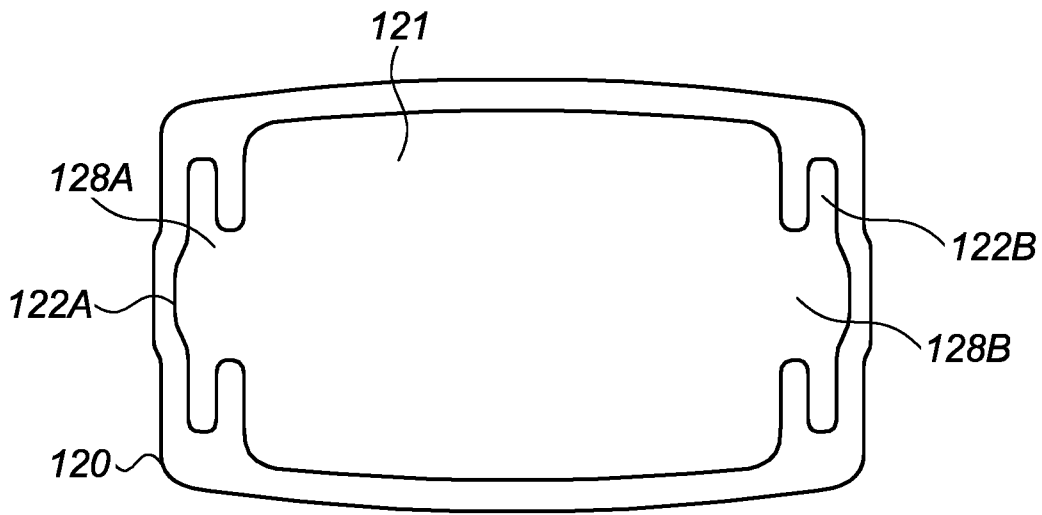


FIG. 7A

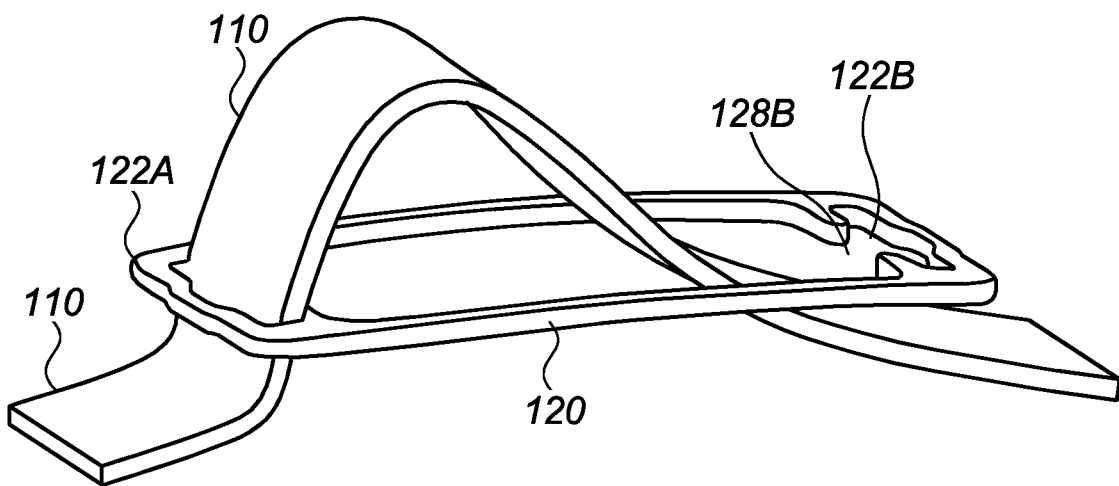


FIG. 7B

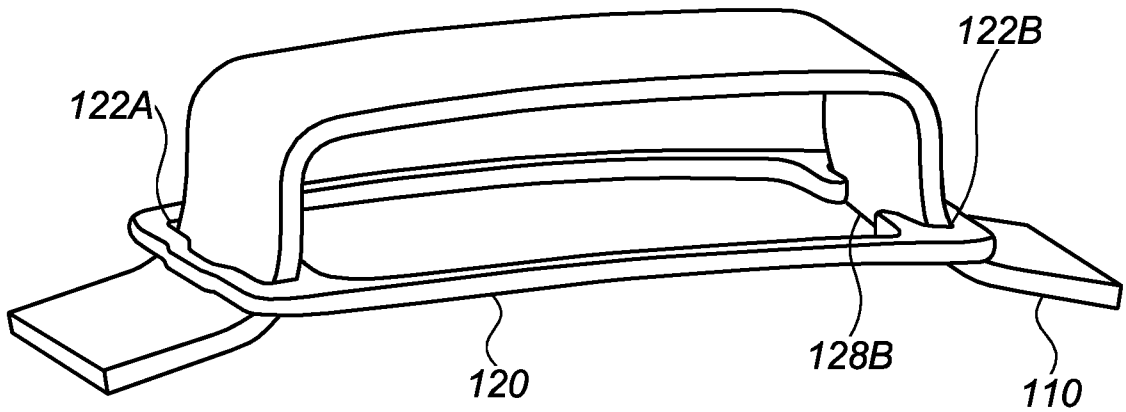
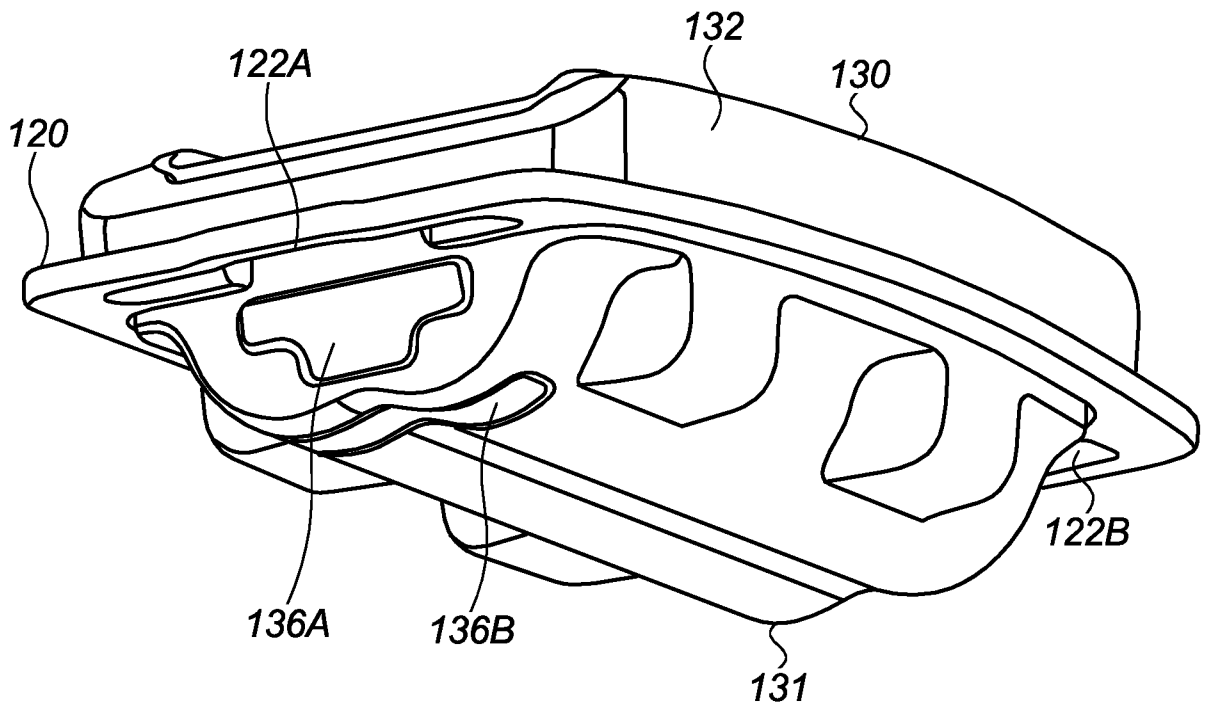
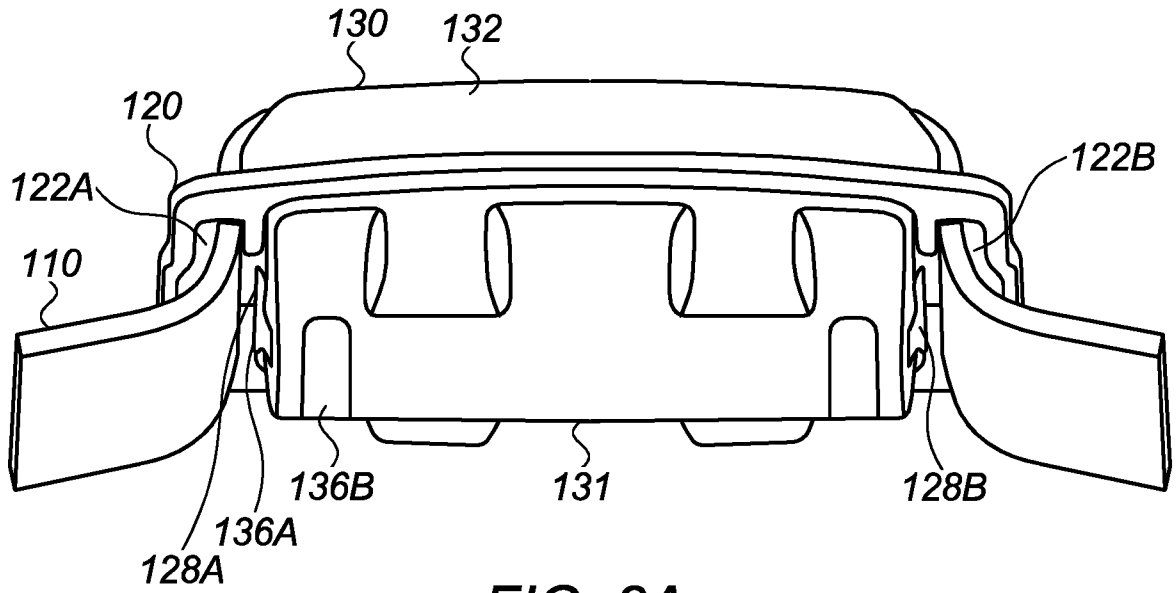


FIG. 7C



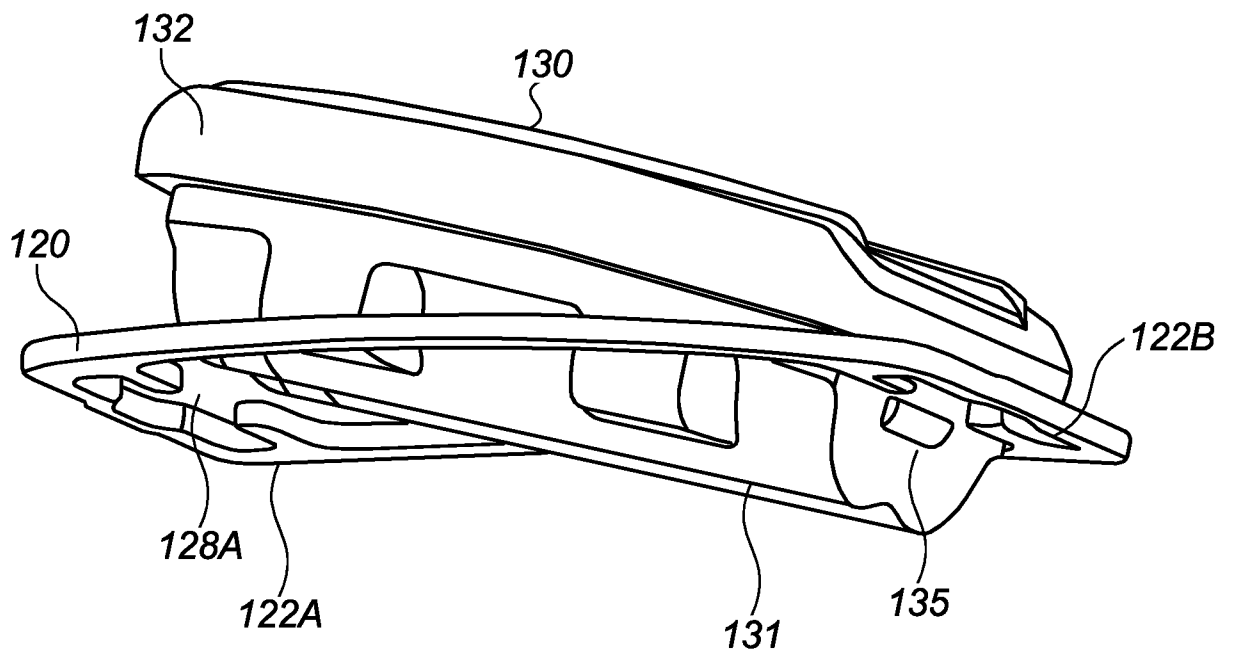


FIG. 8C

INTERNATIONAL SEARCH REPORT

International application No
PCT/IL2017/051093

A. CLASSIFICATION OF SUBJECT MATTER
INV. A01K11/00 A01K29/00 A01K27/00
ADD.
According to International Patent Classification (IPC) or to both national classification and IPC

B. FIELDS SEARCHED
Minimum documentation searched (classification system followed by classification symbols)
A01K A44B

Documentation searched other than minimum documentation to the extent that such documents are included in the fields searched

Electronic data base consulted during the international search (name of data base and, where practicable, search terms used)
EPO-Internal, WPI Data

C. DOCUMENTS CONSIDERED TO BE RELEVANT

Category*	Citation of document, with indication, where appropriate, of the relevant passages	Relevant to claim No.
X	US 4 922 582 A (FLANIGAN LARRY L [US]) 8 May 1990 (1990-05-08)	1-6, 8-12, 14-19, 21-25
A	column 3, line 4 - column 4, line 33; figures 1-13	7,13,20, 26-34
X	WO 2009/062249 A1 (STEINFORT JOHN JAMES [AU]) 22 May 2009 (2009-05-22)	1,2,4-8, 10-15, 17-21, 23-28,32
A	page 10, line 11 - page 15, line 17; figures 1-12	3,9,16, 22, 29-31, 33,34
	----- -/--	

Further documents are listed in the continuation of Box C.

See patent family annex.

* Special categories of cited documents :

"A" document defining the general state of the art which is not considered to be of particular relevance

"E" earlier application or patent but published on or after the international filing date

"L" document which may throw doubts on priority claim(s) or which is cited to establish the publication date of another citation or other special reason (as specified)

"O" document referring to an oral disclosure, use, exhibition or other means

"P" document published prior to the international filing date but later than the priority date claimed

"T" later document published after the international filing date or priority date and not in conflict with the application but cited to understand the principle or theory underlying the invention

"X" document of particular relevance; the claimed invention cannot be considered novel or cannot be considered to involve an inventive step when the document is taken alone

"Y" document of particular relevance; the claimed invention cannot be considered to involve an inventive step when the document is combined with one or more other such documents, such combination being obvious to a person skilled in the art

"&" document member of the same patent family

Date of the actual completion of the international search 22 November 2017	Date of mailing of the international search report 29/11/2017
---	--

Name and mailing address of the ISA/ European Patent Office, P.B. 5818 Patentlaan 2 NL - 2280 HV Rijswijk Tel. (+31-70) 340-2040, Fax: (+31-70) 340-3016	Authorized officer Pacevicius, Matthias
--	--

INTERNATIONAL SEARCH REPORT

International application No
PCT/IL2017/051093

C(Continuation). DOCUMENTS CONSIDERED TO BE RELEVANT		
Category*	Citation of document, with indication, where appropriate, of the relevant passages	Relevant to claim No.
X	EP 0 135 220 A1 (NEDAP NV [NL]) 27 March 1985 (1985-03-27)	1,2,8, 14,15, 21,27-34
A	page 5, line 5 - page 6, line 9; figures 1-3 -----	3-7, 9-13, 16-20, 22-26

INTERNATIONAL SEARCH REPORT

Information on patent family members

International application No

PCT/IL2017/051093

Patent document cited in search report	Publication date	Patent family member(s)	Publication date
US 4922582	A	08-05-1990	NONE

WO 2009062249	A1	22-05-2009	NONE

EP 0135220	A1	27-03-1985	CA 1232043 A 26-01-1988
		DE 3469843 D1	21-04-1988
		EP 0135220 A1	27-03-1985
		NL 8302684 A	18-02-1985
		US 4612719 A	23-09-1986
