US00D344907S

United States Patent [19]

Abrams et al.

[11] **Patent Number: Des. 344,907**

[45] **Date of Patent: ** Mar. 8, 1994**

[54] **RECEIVER FOR CHILDREN MONITORING**

[75] Inventors: **Randy L. Abrams**, Leominster, Mass.; **David W. Crossley**, Woonsocket, R.I.; **Michael S. Bernstein**, Natick, Mass.

[73] Assignee: **Safety 1st, Inc.**, Chestnut Hill, Mass.

[**] Term: **14 Years**

[21] Appl. No.: **5,606**

[22] Filed: **Mar. 8, 1993**

[52] **U.S. Cl.** **D10/106**

[58] **Field of Search** 340/345, 348, 349, 351, 340/354, 371, 372, 373, 571, 572, 573; D10/104, 106, 116, 121

[56] **References Cited**

U.S. PATENT DOCUMENTS

D. 291,888	9/1987	Fong et al.	D10/106
D. 337,960	8/1993	Yuen	D10/106
3,656,195	4/1972	Leahey .	
3,927,482	12/1975	Marcus .	
4,038,561	7/1977	Lorenz .	
4,141,095	2/1979	Adachi .	
4,637,007	1/1987	Sakurai .	
4,670,820	6/1987	Eddins et al. .	
4,853,674	8/1989	Kiss .	
4,984,380	1/1991	Anderson .	
5,033,864	7/1991	Lasecki et al. .	
5,151,945	9/1992	Lee et al. .	
5,210,532	5/1993	Knoedler et al.	340/573

OTHER PUBLICATIONS

Copy of Box, Fisher-Price Sound'n Lights Monitor.
Copy of Fisher-Price Manual.
Copy of Box, Tomy Walkabout 2000, Tomy (UK Ltd) Sutton, Surrey SM1 1LD, England.
Copy of Tomy Walkabout 2000 Manual.
Copy of Box, Gerry Look'N Listen Baby Monitor, Gerry Baby Products Denver, Colorado 80241.
Copy of Manual, Gerry Look'N Listen Baby Monitor, Visual Sound Display Added to Portable Convenience, Operating Instructions.
Copy of Box, Gerry Two-Way Portable Family Intercom.
Copy of Box, Gerry Premier Nursery Monitor System.
Copy of Box, Gerry Premier Nursery Monitor Brochures 1991.

Primary Examiner—Wallace R. Burke
Assistant Examiner—Marcus Jackson
Attorney, Agent, or Firm—Wolf, Greenfield & Sacks

[57] **CLAIM**

The ornamental design for a receiver for children monitoring, as shown.

DESCRIPTION

FIG. **1** is a perspective view of the receiver for children monitoring embodying our new design;
FIG. **2** is a front elevation view thereof;
FIG. **3** is a right side view thereof;
FIG. **4** is a left side view thereof;
FIG. **5** is a rear elevation view thereof;
FIG. **6** is a top plan view thereof; and,
FIG. **7** is a bottom plan view thereof.





Fig. 1

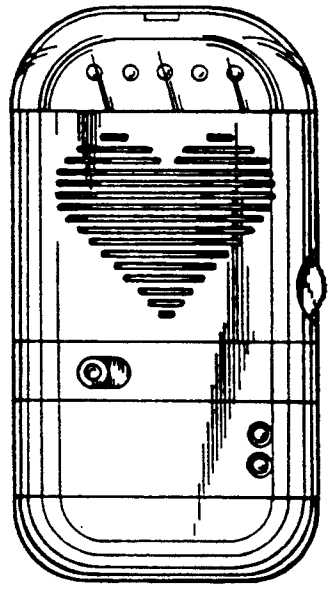

Fig. 2

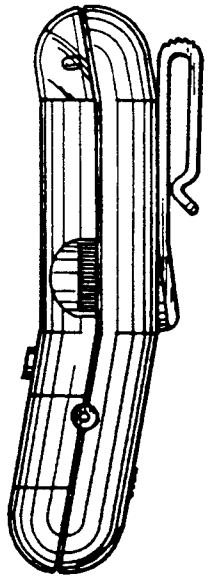

Fig. 3

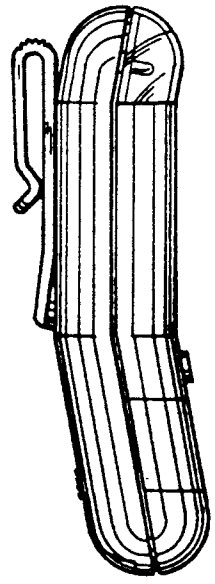

Fig. 4

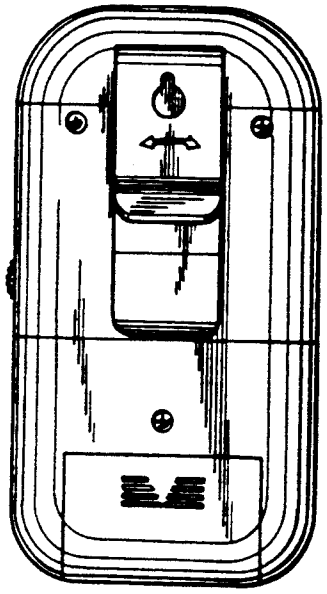

Fig. 5

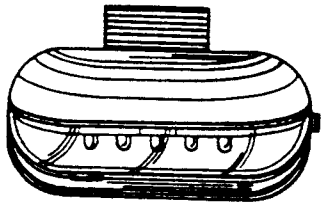

Fig. 6



Fig. 7