



US00D444936S

(12) **United States Design Patent** (10) **Patent No.:** **US D444,936 S**  
**Matis et al.** (45) **Date of Patent:** **\*\* Jul. 17, 2001**

(54) **FOOTWEAR UPPER**

OTHER PUBLICATIONS

(75) Inventors: **Clark A. Matis**, Charlotte, VT (US);  
**Bruce Rogers**, Portland, OR (US)

Merrell Spring 2000 catalogue, pp. 13–15, 32–34.  
Merrell Fall 1999 catalogue, pp. 20–21.

(73) Assignee: **Wolverine World Wide, Inc.**,  
Rockford, MI (US)

\* cited by examiner

(\*\*) Term: **14 Years**

*Primary Examiner*—Louis S. Zarfes  
*Assistant Examiner*—Gregory Andoll  
(74) *Attorney, Agent, or Firm*—Warner Norcross & Judd  
LLP

(21) Appl. No.: **29/124,497**

(57) **CLAIM**

(22) Filed: **Jun. 6, 2000**

The ornamental design for footwear upper, as shown and described.

(51) **LOC (7) Cl.** ..... **02-04**

(52) **U.S. Cl.** ..... **D2/969; D2/907; D2/902**

(58) **Field of Search** ..... **D2/969, 970, 907,**  
**D2/908, 902, 903; 36/50.1, 131, 114, 83,**  
**129, 45**

**DESCRIPTION**

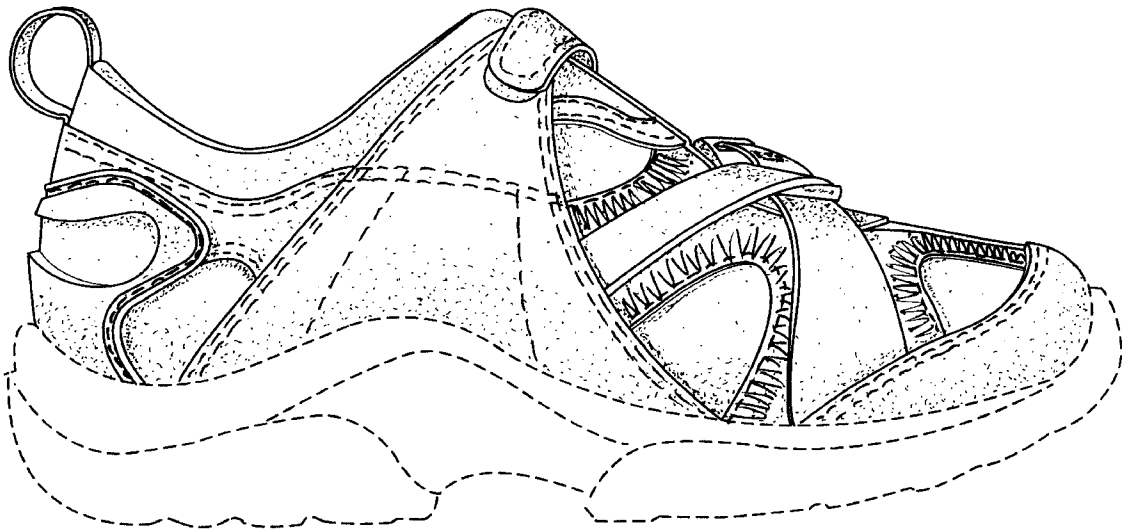
(56) **References Cited**

**U.S. PATENT DOCUMENTS**

D. 343,277	*	1/1994	Richard et al.	.....	D2/970
D. 345,247	*	3/1994	Bailey	.....	D2/969
D. 365,438	*	12/1995	Orzeck	.....	D2/969
D. 379,031	*	5/1997	Hatfield	.....	D2/969
D. 413,427	*	9/1999	Fellouhe	.....	D2/969
5,659,982	*	8/1997	Muraoka et al.	.....	36/50.1

FIG. 1 is a perspective view of the footwear upper embodying the new design;  
FIG. 2 is a top plan view thereof;  
FIG. 3 is a right side elevational view thereof;  
FIG. 4 is a left side elevational view thereof;  
FIG. 5 is a front elevational view thereof; and,  
FIG. 6 is a rear elevational view thereof.  
FIGS. 1–6 show an outsole in broken lines. The outsole is shown for environmental purposes and does not form any part of the claimed design.

**1 Claim, 5 Drawing Sheets**



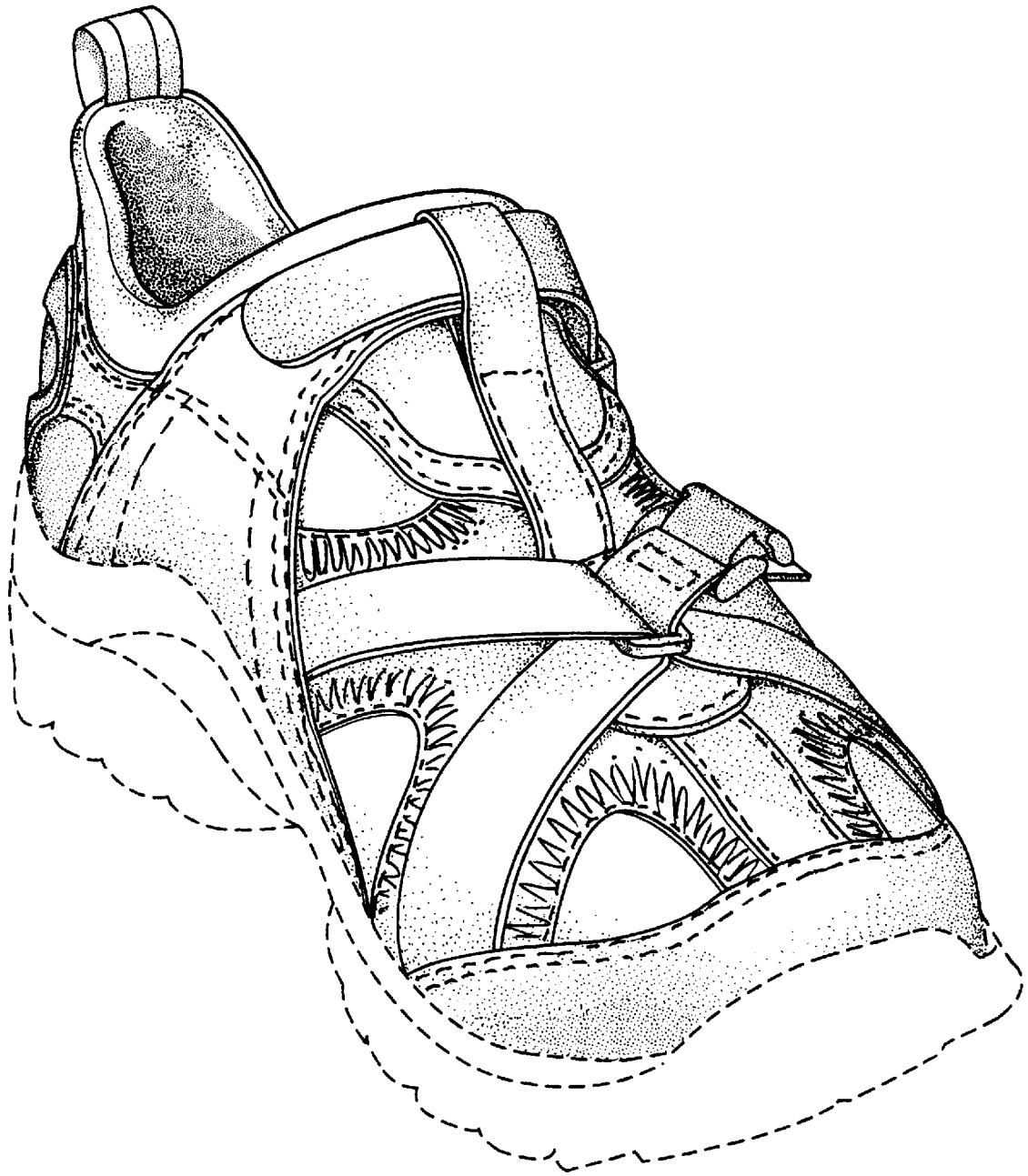


Fig. 1

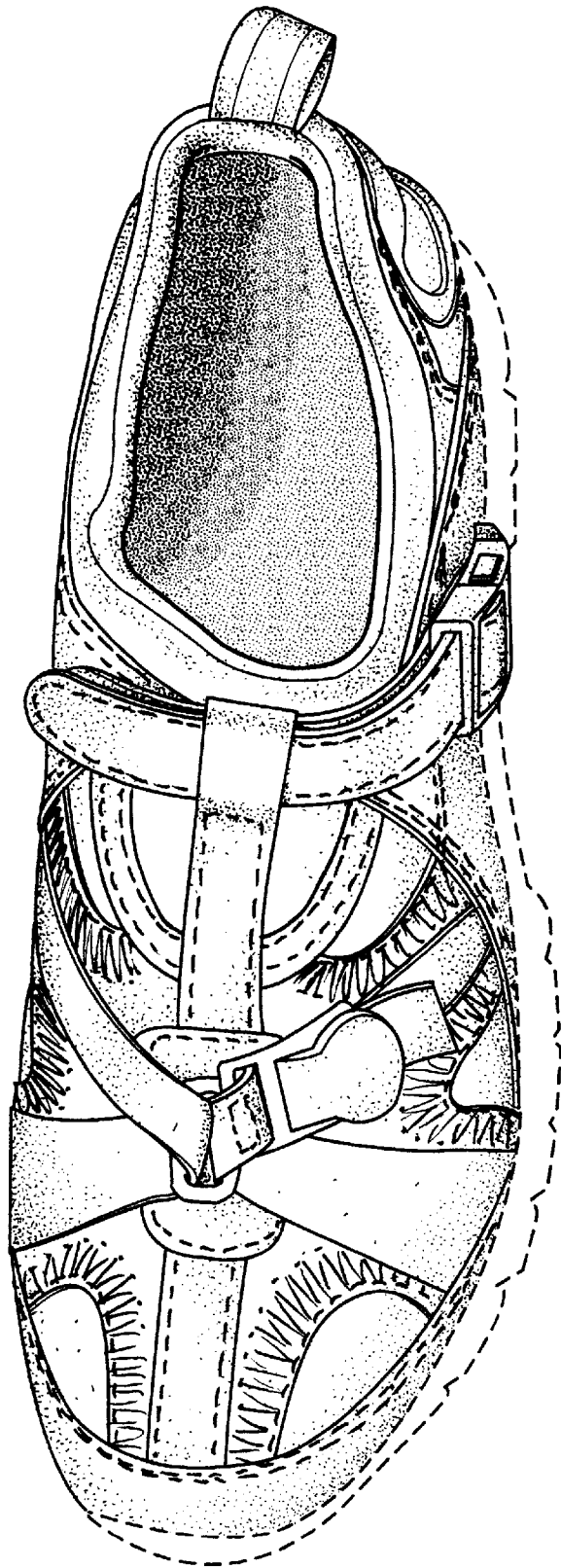


Fig. 2

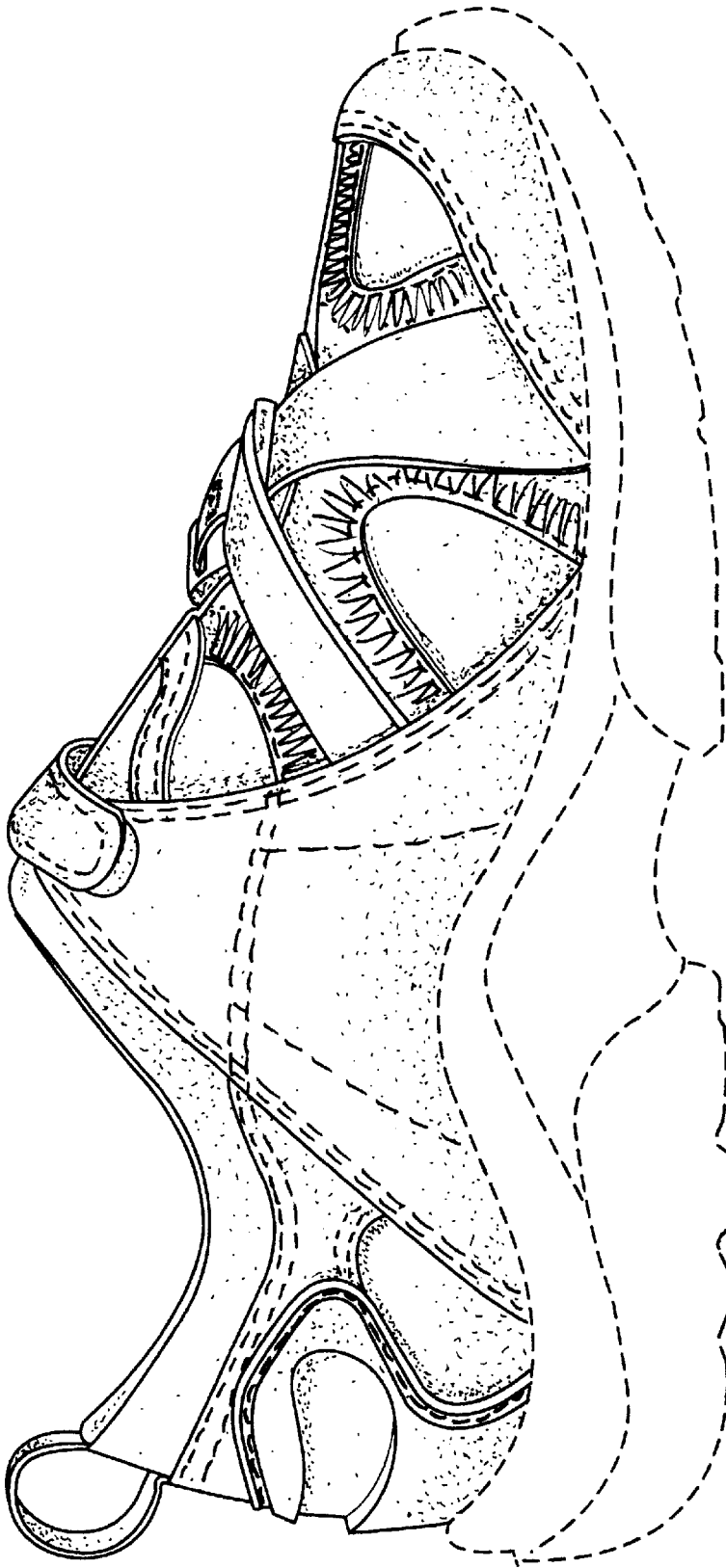


Fig. 3

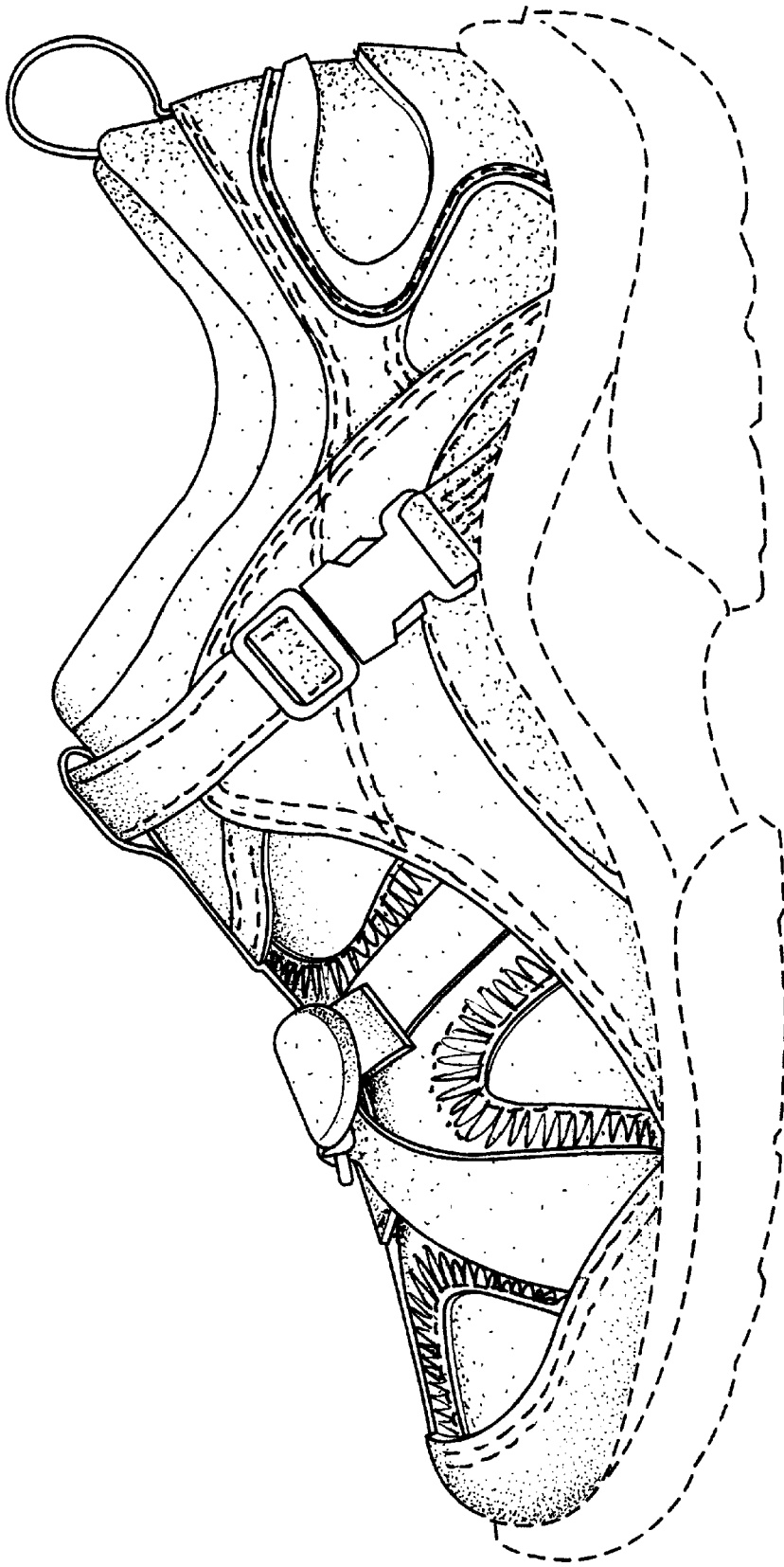
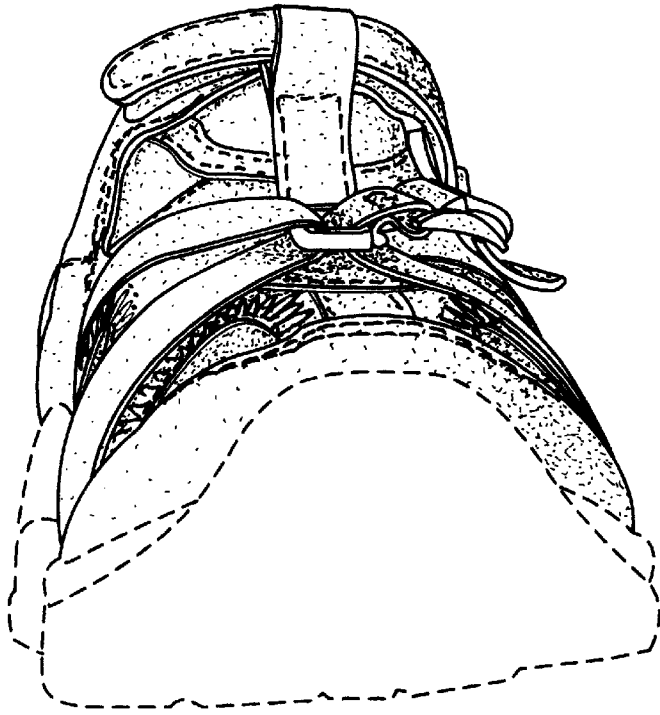
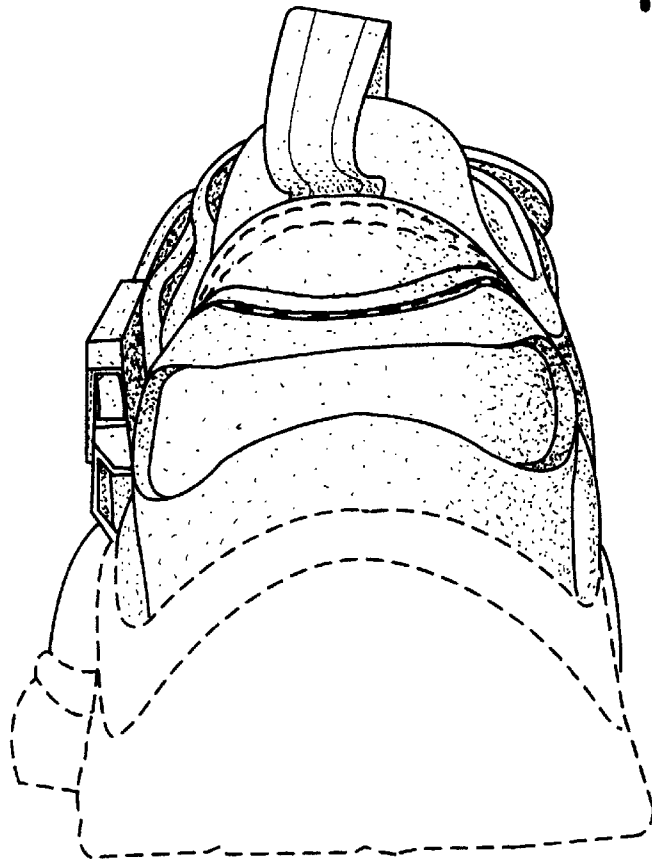


Fig. 4



**Fig. 5**



**Fig. 6**