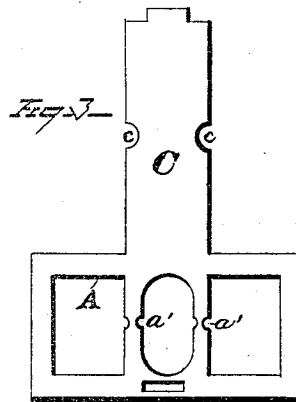
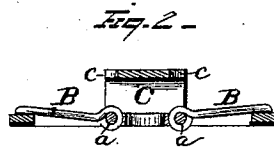
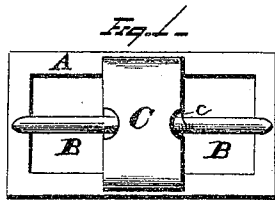


V. A. BOND.

BUCKLES.

No. 184,495.

Patented Nov. 21, 1876.



WITNESSES  
*Edw. Stoughton.*  
*Albert W. Bright.*

INVENTOR.  
*Virgil A. Bond.*  
*By Leggett and Leggett*  
ATTORNEYS.

# UNITED STATES PATENT OFFICE.

VIRGIL A. BOND, OF DALLAS, ASSIGNOR OF ONE-HALF HIS RIGHT TO  
JOHN B. STONE, OF DALLAS COUNTY, TEXAS.

## IMPROVEMENT IN BUCKLES.

Specification forming part of Letters Patent No. **184,495**, dated November 21, 1876; application filed  
August 8, 1876.

*To all whom it may concern:*

Be it known that I, VIRGIL A. BOND, of Dallas, in the county of Dallas and State of Texas, have invented certain new and useful Improvements in Buckles; and I do hereby declare that the following is a full, clear, and exact description thereof, which will enable others skilled in the art to which it appertains to make and use the same, reference being had to the accompanying drawing, and to letters of reference marked thereon, which form a part of this specification.

My invention relates to an improved double buckle.

Figure 1 is a plan view of my invention, and Fig. 2, a longitudinal section of the same. Fig. 3 represents the buckle as it is struck out from a blank, so as to be in a single piece.

The object of my invention is an improved method of manufacturing a buckle to secure the different parts of harness, saddle, or bridle trimmings, by means of mechanical connections that will obviate the use or necessity of stitches or sewing of any kind, and yet retain the adjacent parts firmly and with a secure engagement.

My invention consists in the combination of parts hereinafter described and claimed. The manner of manufacturing my buckle is shown in Fig. 3 of the drawing, and consists in striking it out from a single blank, so that all the parts but the tongues will be of one and the same piece of metal. Thus, it will be seen that both the guard-plate and the tongue-supporting bars are formed from the same continuous blank with the body of the buckle. The guard-plate is then turned over and made to take its usual position and shape,

when its free end may be soldered or secured mechanically to the side of the frame.

Referring to the drawings, A is the base or supporting-frame of the buckle, and is provided, at equal distances from its longitudinal center, with two cross pieces or bars, *a a*, to which the tongues B B are secured, one to each, respectively. A notched recess, *a'*, is formed centrally upon each one of these cross-bars *a*, by which means the tongues B are given lateral bearing, and prevented from slipping in their supporting-bars. C is the guard-plate for securing the ends of the strap or straps, after same have engaged with the tongues, and is constructed with notches *c c*, in the same vertical plane with the recesses *a'* in the bars *a*. These notches *c* allow of the tongues coming up at a right angle to the face of the buckle, even though the guard-plate, in its main outline, extends laterally so as to be in the same vertical line with the lateral boundary of the tongue-supporting bars.

Having fully described my invention, what I claim as new, and desire to secure by Letters Patent, is—

As an improved article of manufacture, a double-buckle frame provided with a guard-piece formed from the blank A C, substantially as and for the purpose described.

In testimony that I claim the foregoing as my own I affix my signature in presence of two witnesses.

VIRGIL A. BOND.

Witnesses:

J. D. NAYLOR,  
I. S. M. DAVIS.