



US00D662939S

(12) **United States Design Patent**  
**Akana et al.**

(10) **Patent No.:** **US D662,939 S**

(45) **Date of Patent:** **\*\* Jul. 3, 2012**

(54) **STAND**

248/150, 155.2, 155.4, 166, 434, 188.6, 346.3,  
324; 361/679.02, 679.04, 679.06, 679.07,  
679.09, 679.21, 679.26, 679.27, 679.3, 679.55,  
379.56; 379/454, 455; 312/223.3

See application file for complete search history.

(75) Inventors: **Jody Akana**, San Francisco, CA (US);  
**Bartley K. Andre**, Menlo Park, CA  
(US); **Jeremy Bataillou**, San Francisco,  
CA (US); **Daniel J. Coster**, San  
Francisco, CA (US); **Daniele De Iuliis**,  
San Francisco, CA (US); **Evans  
Hankey**, San Francisco, CA (US);  
**Richard P. Howarth**, San Francisco, CA  
(US); **Jonathan P. Ive**, San Francisco,  
CA (US); **Duncan Robert Kerr**, San  
Francisco, CA (US); **Shin Nishibori**,  
Portola Valley, CA (US); **Matthew Dean  
Rohrbach**, San Francisco, CA (US);  
**Peter Russell-Clarke**, San Francisco,  
CA (US); **Christopher J. Stringer**,  
Woodside, CA (US); **Eugene Antony  
Whang**, San Francisco, CA (US); **Rico  
Zorkendorfer**, San Francisco, CA (US)

(56) **References Cited**

U.S. PATENT DOCUMENTS

D96,018 S 6/1935 Cannon  
(Continued)

FOREIGN PATENT DOCUMENTS

GB 2074848 5/1998

OTHER PUBLICATIONS

Ryan Kairer, Palm Touchstone Kit Review, (<http://www.palminfocenter.com/news/9819/palm-touchstone-kit-review>), Jun. 5, 2009.

*Primary Examiner* — Angela J Lee

(74) *Attorney, Agent, or Firm* — Sterne, Kessler, Goldstein & Fox, P.L.L.C.

(73) Assignee: **Apple Inc.**, Cupertino, CA (US)

(\*\*) Term: **14 Years**

(21) Appl. No.: **29/397,558**

(22) Filed: **Jul. 18, 2011**

(57) **CLAIM**

The ornamental design for a stand, as shown and described.

**DESCRIPTION**

FIG. 1 is a top front perspective view of a stand showing our new design;  
FIG. 2 is a bottom rear perspective view thereof;  
FIG. 3 is a top plan view thereof;  
FIG. 4 is a bottom plan view thereof;  
FIG. 5 is a front view thereof;  
FIG. 6 is a rear view thereof;  
FIG. 7 is a left view thereof; and,  
FIG. 8 is a right view thereof.  
FIGS. 1 through 8 show a stand, the body of which is opaque. The broken lines in the Figures show portions of the stand which form no part of the claimed design.

**1 Claim, 5 Drawing Sheets**

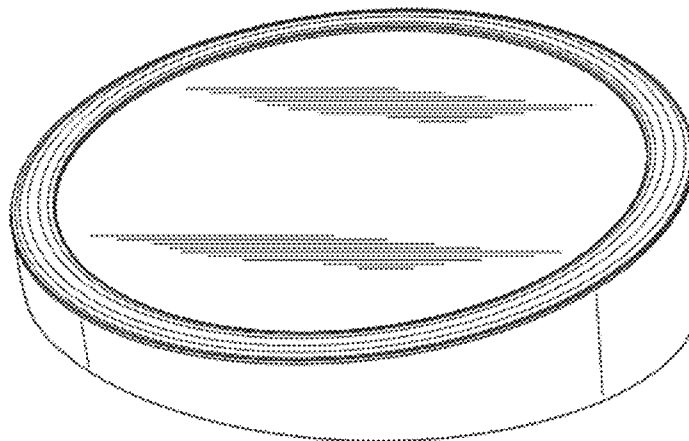
**Related U.S. Application Data**

(63) Continuation of application No. 29/358,997, filed on Apr. 2, 2010, now Pat. No. Des. 643,844.

(51) **LOC (9) Cl.** ..... **08-07**

(52) **U.S. Cl.** ..... **D14/447**

(58) **Field of Classification Search** ..... D14/447,  
D14/451, 452, 373, 374, 375, 376, 432, 434,  
D14/439, 448, 457, 126, 127, 129, 203.8,  
D14/217, 224, 224.1, 238.1, 239, 251, 253;  
D8/363, 373, 380; D6/406.1, 406.2, 406.3,  
D6/406.4, 406.5, 406.6, 429, 462; 248/917-924,  
248/441.1, 443, 445, 446, 447, 447.1, 453,  
248/454, 455, 460, 463, 465.1, 472, 131,



# US D662,939 S

Page 2

## U.S. PATENT DOCUMENTS

5,203,845	A	4/1993	Moore		D562,224	S	*	2/2008	Bonnaud .....	D13/102
D452,509	S	12/2001	Allsop		D566,697	S	*	4/2008	Nielsen et al. ....	D14/224
D474,189	S	5/2003	Andre et al.		D574,769	S		8/2008	Fisher et al.	
D508,458	S	8/2005	Solland et al.		D585,898	S		2/2009	Skurdal	
D516,025	S	2/2006	Quinn		D620,884	S	*	8/2010	Lee et al. ....	D13/108
D552,597	S	* 10/2007	Solland .....	D14/217	D628,203	S		11/2010	Noble	
D553,122	S	10/2007	Solland		D640,976	S	*	7/2011	Matsuoka .....	D13/108
D553,123	S	10/2007	Solland		D643,844	S	*	8/2011	Akana et al. ....	D14/447
D558,207	S	12/2007	Ikeda et al.		D645,047	S	*	9/2011	Wike .....	D14/447
D558,208	S	12/2007	Ikeda et al.		D645,818	S	*	9/2011	Guccione et al. ....	D13/108
D558,209	S	12/2007	Ikeda et al.							

\* cited by examiner

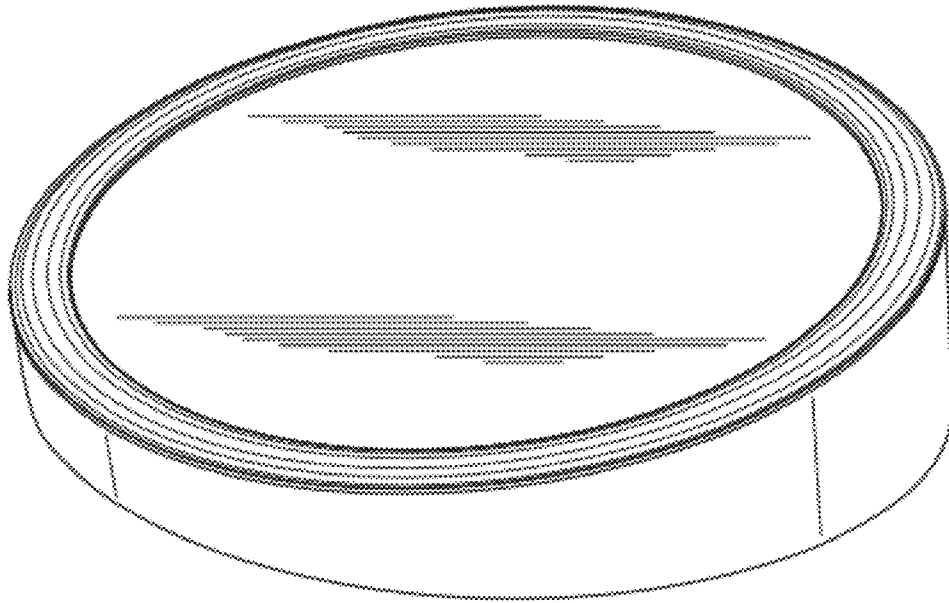


FIG. 1

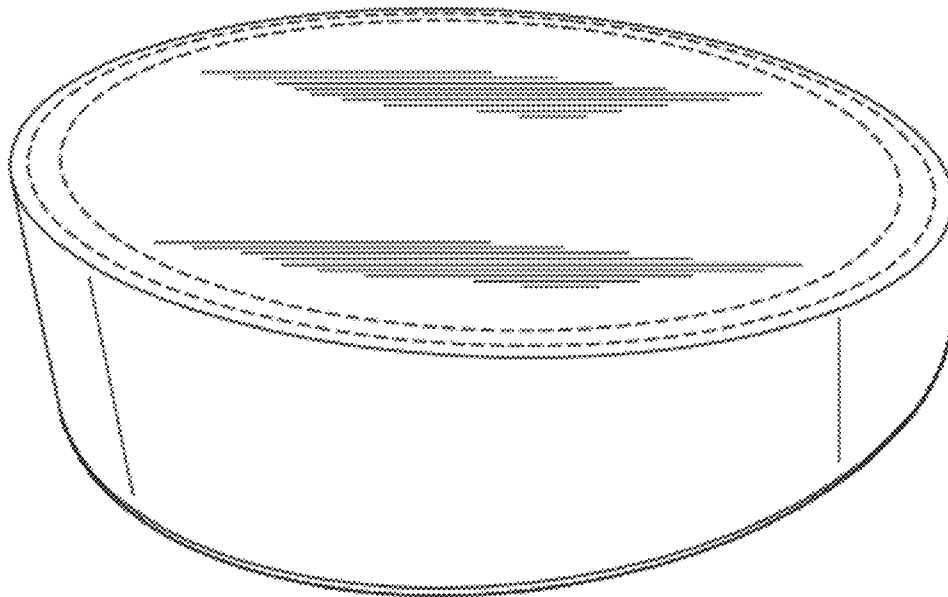
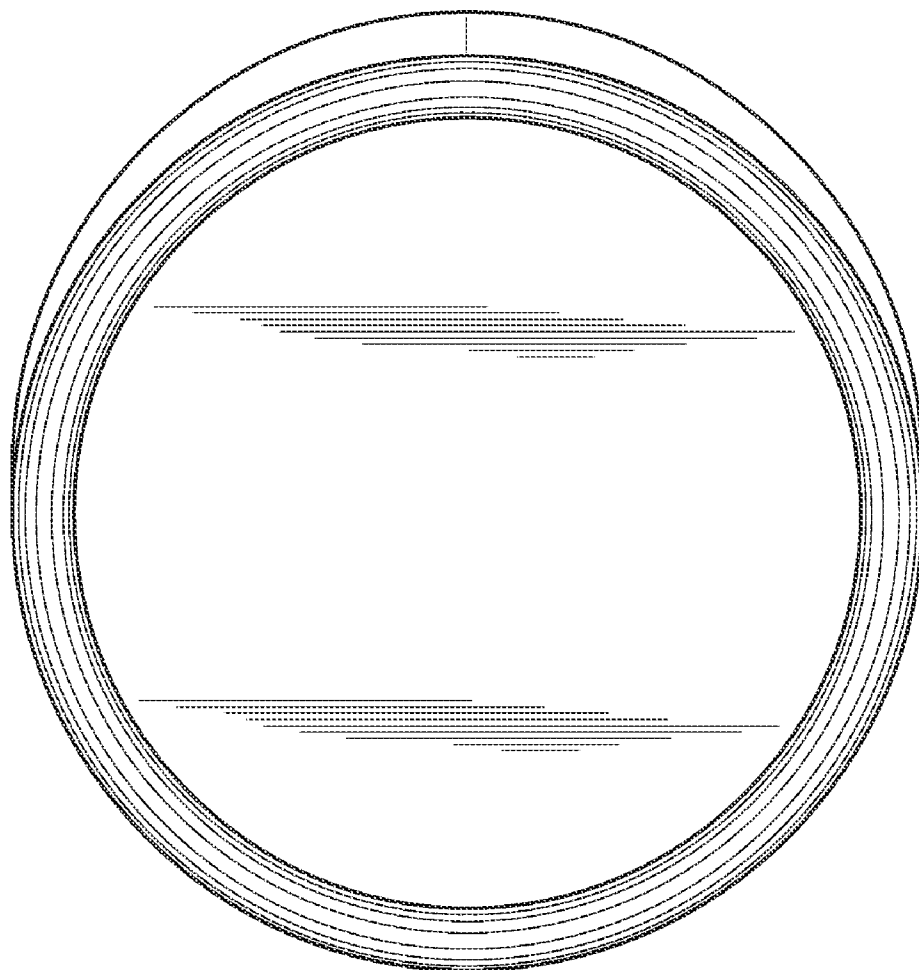


FIG. 2



**FIG. 3**

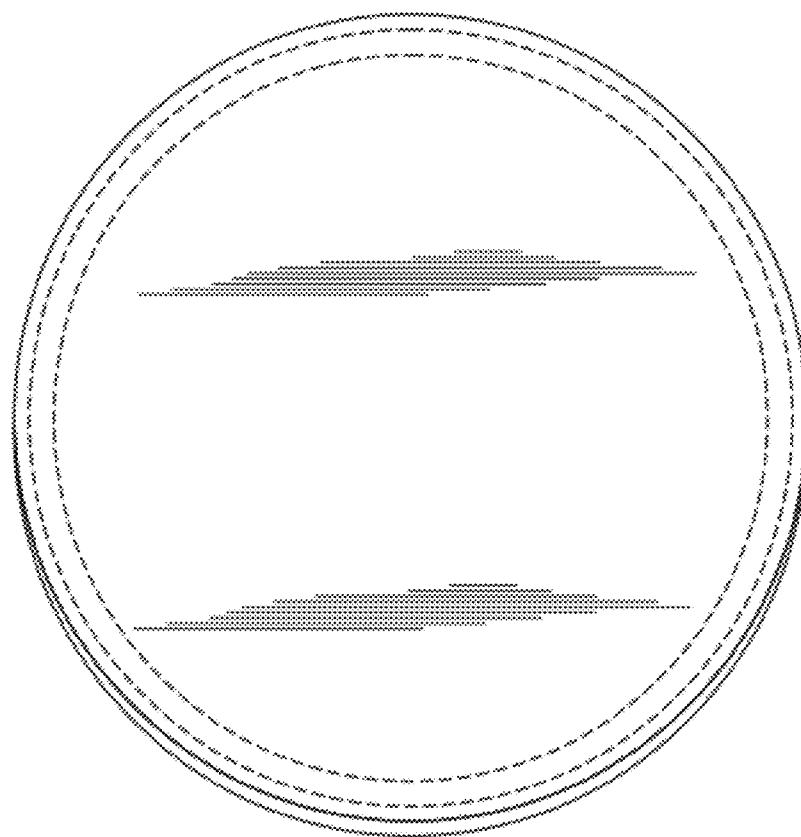


FIG. 4

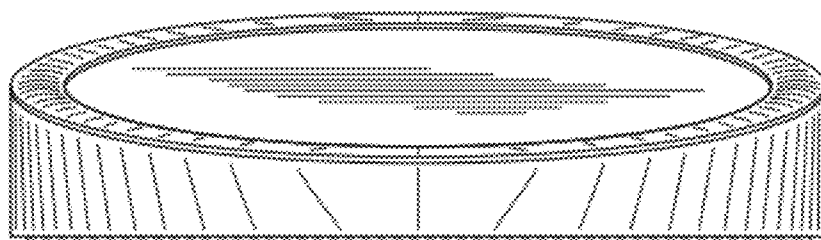


FIG. 5

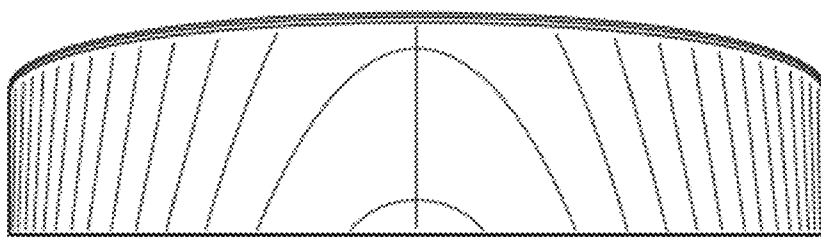
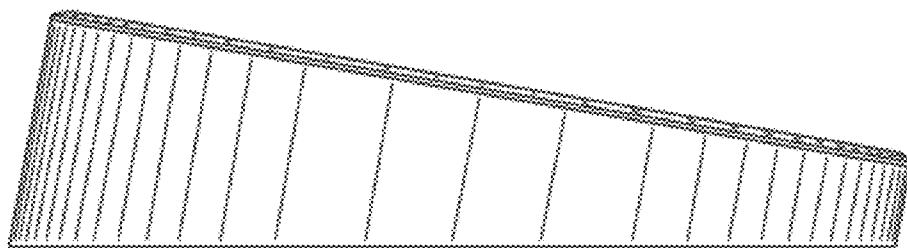
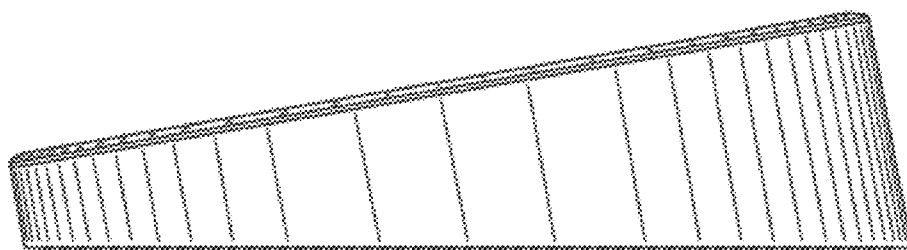


FIG. 6



**FIG. 7**



**FIG. 8**