



- (51) International Patent Classification:  
A01K 91/047 (2006.01) A01K 91/06 (2006.01)  
A01K 91/053 (2006.01)
- (21) International Application Number:  
PCT/GB2013/000220
- (22) International Filing Date:  
15 May 2013 (15.05.2013)
- (25) Filing Language: English
- (26) Publication Language: English
- (30) Priority Data:  
1208665.8 17 May 2012 (17.05.2012) GB
- (72) Inventors; and
- (71) Applicants : CURD, Jonny [GB/GB]; 33 Allenford House, Tunworth Crescent, Roehampton, London SW14 4PG (GB). WIMBLEDON, Craig [GB/GB]; 41 Missenden Gardens, Morden, Surrey SM4 6HW (GB).

- (74) Agent: BRIFFA; Business Design Centre, 52 Upper Street, Islington, London N1 0QH (GB).
- (81) Designated States (unless otherwise indicated, for every kind of national protection available): AE, AG, AL, AM, AO, AT, AU, AZ, BA, BB, BG, BH, BN, BR, BW, BY, BZ, CA, CH, CL, CN, CO, CR, CU, CZ, DE, DK, DM, DO, DZ, EC, EE, EG, ES, FI, GB, GD, GE, GH, GM, GT, HN, HR, HU, ID, IL, IN, IS, JP, KE, KG, KM, KN, KP, KR, KZ, LA, LC, LK, LR, LS, LT, LU, LY, MA, MD, ME, MG, MK, MN, MW, MX, MY, MZ, NA, NG, NI, NO, NZ, OM, PA, PE, PG, PH, PL, PT, QA, RO, RS, RU, RW, SC, SD, SE, SG, SK, SL, SM, ST, SV, SY, TH, TJ, TM, TN, TR, TT, TZ, UA, UG, US, UZ, VC, VN, ZA, ZM, ZW.
- (84) Designated States (unless otherwise indicated, for every kind of regional protection available): ARIPO (BW, GH, GM, KE, LR, LS, MW, MZ, NA, RW, SD, SL, SZ, TZ, UG, ZM, ZW), Eurasian (AM, AZ, BY, KG, KZ, RU, TJ, TM), European (AL, AT, BE, BG, CH, CY, CZ, DE, DK,

[Continued on next page]

(54) Title: FISHING APPARATUS

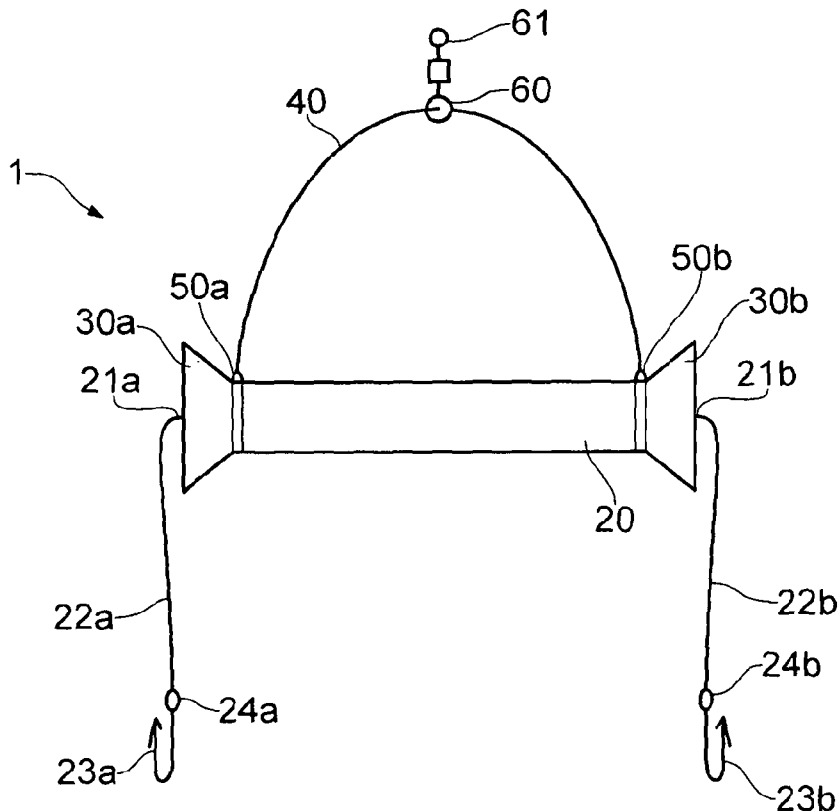


FIG. 1

[Continued on next page]

WO 2013/171443 A1

EE, ES, FI, FR, GB, GR, HR, HU, IE, IS, IT, LT, LU, LV, MC, MK, MT, NL, NO, PL, PT, RO, RS, SE, SI, SK, SM, TR), OAPI (BF, BJ, CF, CG, CI, CM, GA, GN, GQ, GW, ML, MR, NE, SN, TD, TG). **Published:** — *with international search report (Art. 21(3))*

---

**(57) Abstract:** The fishing apparatus (1) includes a body (20) and at either end of the body there is a first length (21a) and a second length (21b) of a line with hooks (23a, 23b) on respective ends. If a fish bites one of the hooks then the other hook is pulled into a receiving member (30a, 30b) so that the hook that has not been bitten is covered so the fish that is hooked will not be damaged.

## **Fishing Apparatus**

### **Field of the Invention**

The present invention relates to fishing apparatus and in particular but not exclusively to fishing apparatus having a plurality of hooks to allow for catching of a plurality of fish.

### **Background of the Invention**

Fishing is one of the major sports in the UK and much of this activity entails the use of a hook and line. Most game fish spend a significant portion of their lives feeding near the bottom of a body of water such as lakes and rivers and so it is necessary to use a hook and bait to catch the fish. Depending on the type of fish to be caught the fishermen put bait at varying depths in the water. For fly fishing, the bait lies towards the surface of the water to attract fish that may mistake the bait for insects on the water surface. However, for bottom feeding fish, fisherman put their bait near the bottom of the water since the likelihood of catching fish is greatly increased as game fish tend to feed in rocky or obstructed areas that afford numerous hiding places for prey for the fish. However if a person is fishing in areas with many obstructions such as rocks there is a greater risk of snagging tackle. Fishermen loose time dealing with snags on obstructions and they try to free their lures without breaking their fishing line. The effort made is usually proportional to the value of the lure at risk of loss, with expensive lures meriting considerable expenditure of time and manpower. Also in competitions having to retrieve fishing apparatus such as lures is not desirable as the time spent may mean that time is diverted from fishing. Some fishermen have proposed "snag-free" rigs but these rigs have included complex arrangements of fishhooks, floats, and sinkers, some of which are detachable when placed under great strain as when snagged.

To avoid issues with hooks being out of action when they are snagged, fishing rigs have been developed which have multiple hooks. US 20080219242 discusses the use of two hooks where a spreader has a pair of outstretched arms, each of which has an outer end with an aperture and

there are two flexible attachments that are secured to the rig and which have flexible leaders with outside ends extending respectively through the apertures. A fishhook is fastened to the outside end of each one of the flexible leaders.

CA 1276787 again describes a fishing rig for live or artificial bait that has a bendable member mounted between at least two hooks, mounted with respect to a leader such that when one hook is set in a fish, the bendable member bends upon a pull of the leader and the other hook moves toward the set hook but the hooks are secured at fixed locations on the bendable member.

However the use of two hooks on one line is generally banned in most fishing clubs in the UK. This is because having two hooks attached to one line is deemed to be unsafe. It is unsafe because if one of the hooks attached to the fishing rig is taken by a fish, the hook could damage a fish on the other line, or if there is a free hook a fisherman could be injured when removing fish from a line if there is a free hook. Further a free hook could snag on the bottom of a water course or other features in the water which increases the risk of losing tackle.

An object of the invention is to provide a fishing rig of uncomplicated construction and reasonable cost that will allow for a pair of baited fishhooks to be positioned above a rocky water bottom thereby effectively preventing snag to be discussed. Furthermore, the present invention seeks to overcome the problems of the prior art by providing fishing apparatus that can allow for multiple lines while keeping the device safe by allowing for a "loose" hook to be retracted into a safe area of the fishing apparatus. In addition the fishing apparatus is inexpensive to manufacture, and dependable in use.

### **Summary of the Invention**

According to a first aspect of the invention there is provided fishing apparatus having a body with at least one bore with a fishing line running through said at least one bore, the fishing line having a first length to which a first hook is attached towards an end of said first length and a second length to which a second hook is attached towards an end of said second length,

characterised in that the first and second lengths extend from the body at first and second locations and said first and second locations are in proximity to first and second receiving members such that if a force is applied to the first hook, the second hook can be drawn into the second receiving member and if a force is applied to the second hook the first hook can be drawn into the first receiving member.

Preferably the body is an elongate tube. The tube typically could be made of a relatively solid material such as a metal e.g. brass which will provide a degree of weight to enable the body to sink.

It is envisaged that the tube has flared ends which provide the first and second receiving members.

Preferably the receiving members are integral with the tube but they may also be a separate member that can be releasably attached to the body.

Preferably the receiving members are inserts that can be push fitted into first and second locations of the body.

In a preferred arrangement each receiving member includes a foam insert into which a hook can become embedded when it is drawn through the body.

It is envisaged that the body has anchor points to which a main fishing line can be attached to the body of the fishing apparatus.

Preferably the body has securing members to which a feeder or weight can be releasably secured.

It is envisaged that the body has attachment means to enable one body to be releasably secured to another body.

It is further envisaged that the body has a plurality of bores each with a line having a hook secured to either end of said line.

### **Brief Description of the Figures**

An embodiment of the invention will be described with reference to and as illustrated in the accompanying figures by way of example only, in which:

**Figure 1 shows:** a side view of fishing apparatus according to an embodiment of the invention;

**Figure 2 shows:** a perspective view of an end of a fishing apparatus as shown in Figure 1;

**Figure 3 shows:** fishing apparatus as shown in Figure 1 with feeding attachments;

**Figure 4 shows:** a fishing apparatus with a central attachment to a line;

**Figure 5 shows:** a plan view of a fishing apparatus that can be opened up to receive a fishing line; and

**Figure 6 shows:** a closer view of the ends of a fishing apparatus as shown in Figure 5.

### **Detailed Description of Embodiments of the Invention**

A fishing apparatus is shown generally as 1 in **Figure 1**. The fishing apparatus includes a body 20 and at respective ends of the body there are openings at the end of the body 21a and 21b. From each of the openings there extends along a length of line 22a and 22b. The lengths may be individual lengths of line that are joined together with the join being within the body or they may be the ends of a single line that passes through the body. The body may include an insert (shown in **Figure 2**) that supports the line and allows it to run freely in the body. The support can also act as a baffle to prevent noise and/or vibration that could occur as the line runs through the body 20.

There are first and second hooks 23a and 23b attached by connectors 24a and 24b to the lengths 22a and 22b. The connectors are attached such that beyond a certain strain they will break so that not all of the fishing apparatus is lost.

At either end of the body 20 there are receiving members 30a and 30b which are shown as being conical in the figures but they may be any shape which is large enough to receive a hook 23a or 23b. It is preferred however that the outer diameter of the receiving member is larger than the diameter of the body so providing a flared shape. Although ends having a flared shape are shown the ends may be of any shape that can receive a hook.

There is a further length of line 40 each end of which is attached to the body 20 by connectors 50a and 50b which are in proximity to receiving members 30a and 30b. The further length of line in turn is attached to a swivel loop 60 which is formed of a larger eye connected to a smaller eye 61. The smaller eye 61 is how the fishing apparatus can be attached to a main fishing line (not shown). The line 40 may be of a dimension that when a strain is exerted on it beyond a certain point the line 40 snaps so that the line on the rod itself is not lost. The lines 22a and 22b are of a lesser breaking strain than line 40 and the main fishing line that is attached to eye 61 so that if there is a strain put on the fishing apparatus lines 22a and 22b break first so acting as a sacrificial part of the apparatus which avoids all of the tackle being lost.

**Figure 2** shows a perspective view of a fishing apparatus with body 20 and receiving member 30b. The receiving member has an insert 31 which typically is a foam body that is push fitted in the receiving member. The insert has an aperture 32 through which line 22b extends. If the line is pulled from the other end the hook 23b that is on the end of the line is pulled towards the insert 31 and embeds itself in the foam insert and is retained there. This means that the hook and in particular the barbed end of the hook will not damage any fish that are hooked on the line by way of the other hook 23a and also if a fisherman draws in the line and starts to remove a hooked fish, he or she is at less risk of hurting themselves on a second hook because it is retained in the receiving member rather than being exposed.

As shown in **Figure 3**, the fishing apparatus 1 can have various attachments releasably secured to it. In particular it can be attached to a weight 70 which assists the body 20 in sinking to a required depth or to the bottom of a volume of water. The weight 70 may be a single weight or a plurality of weights that can be releasably secured to the body 20. In addition to or instead of a weight, a feeding device 80, 100 or 200 can be attached to the body. This may be in the form of a closed end feeder 80 which may have a weight 90 attached to the feeder. Alternatively a cage feeder 100 may be secured to the body or an open ended feeder 200 which typically is an elongate body having a series of apertures which expose feed to fish visiting the feeder. The feeder is positioned between the two ends of the body so that fish will be attracted roughly equally to the vicinity of the hooks 23a and 23b at each end of the body 20. The various attachments such as feeders can be secured to the main body by releasable clips to allow for ease of release and replacement.

As shown in Figure 3, the line 40 may be positioned so it is secured along the whole length of the body 20, rather than just towards the two ends of the body as shown in previous figures; this allows for some of the line 41 to be exposed along the length of the feeder and as there is some line free this provides an attachment for the feeder to be secured to the body at any one or more of a number of locations along the body 20.

Although the figures show an elongate body 20, the body may be of other shapes such as rounded, square or of an irregular shape so it can resemble a rock or plant life that would be found in bodies of water such as a river, lake or pond. However whatever the shape there will be openings and receiving members such that if one hook is pulled by a baited fish, the other hook can be pulled within part of the body 20 so that the fish is not injured or damaged by the other hook. Furthermore although two hooks have been described it is possible to have a plurality of a pair of hooks either within a single body or there may be a number of bodies having two hooks that are secured together. However the ideal is two hooks so that any fish that is caught is not

damaged by a hook as once a fish is caught, any exposed hooks are pulled into the body to avoid damaging the fish.

**Figure 4** shows an alternative way of securing the body 20 to a line. Rather than having the connectors at toward the end of the body as shown in **Figure 1**, there is a single connector 50c which located in a central region of the body. The single connector makes it easy to attach and release a line. As shown the body 20 in this case is made of two parts which are hinged together by hinge 214 and which can be secured by a catch 211. This means that to secure the fish line having ends 22a and 22b in the body 20, the body is opened up and the line is placed between the two parts of the body and closed shut using the catch 211 and this holds the line in position.

The opened up body is more apparent from **Figure 5**. The body is formed of two parts 20a and 20b and at least one part has a channel 213. Preferably both parts 20a and 20b of the body have half channels which when the body is closed meet and enclose the fishing wire. The two parts are hinged together by hinge 214.

As shown in **Figure 6**, the fishing wire passes along channel 213 and extends out of the end of the body where there are inserts 31 that are positioned in the receiving member at the end of the body and which holds the line at the end of the body. The body is closed by folding the two halves of the body towards each other by way of hinge member 214 and the two parts are held together using catch 211.

From the foregoing description, it should be appreciated that fishing apparatus according to the invention offers benefits to those fishing from locations such as a shoreline, pier, bridge or boat. With the protection against snags and damage to the fish that are afforded by the fishing apparatus of the present invention, the damage to fish and the risk of the loss of tackle and time is minimized and the opportunities to catch fish are maximized. Further the device can be made from biodegradable material so that if any tackle is lost, it will not pollute the environment.

It should be noted that the above mentioned embodiments illustrate rather than limit the invention and that alteration or modifications are possible without departing from the scope of the invention as described and claimed. It is also to be noted that the invention covers not only individual embodiments but also combinations of any of the embodiments described.

**Claims**

1. A fishing apparatus having a body with at least one bore with a fishing line running through said at least one bore, the fishing line having a first length to which a first hook is attached towards an end of said first length and a second length to which a second hook is attached towards an end of said second length, characterised in that the first and second lengths extend from the body at first and second locations and said first and second locations are in proximity to first and second receiving members such that if a force is applied to the first hook, the second hook can be drawn into the second receiving member and if a force is applied to the second hook the first hook can be drawn into the first receiving member.
2. A fishing apparatus according to claim 1, wherein the body is an elongate tube.
3. A fishing apparatus according to claim 1 or claim 2, wherein the tube has flared ends which provide the first and second receiving members.
4. A fishing apparatus according to any preceding claim, wherein the receiving members are integral with the body.
5. A fishing apparatus according to any of claims 1 to 3 wherein the receiving members are separate members that can be releasably attached to the body.
6. A fishing apparatus according to claim 5, wherein the receiving members are inserts that can be push fitted into first and second locations of the body.
7. A fishing apparatus according to any preceding claim wherein each receiving member includes a foam insert into which a hook can become embedded when it is drawn through the body.

8. A fishing apparatus according to any preceding claim wherein the body has anchor points to which a main fishing line can be attached to the body of the fishing apparatus.

9. A fishing apparatus according to any preceding claim wherein the body has securing members to which a feeder or weight can be releasably secured.

10. A fishing apparatus according to any preceding claim wherein the body has attachment means to enable one body to be releasably secured to another body.

11. A fishing apparatus according to any preceding claim wherein the body has a plurality of bores each with a line having a hook secured to either end of said line.

12. A fishing apparatus according to any preceding claim wherein the body of the fishing body is formed of two parts hinged together wherein said two parts can be brought towards one another thereby enclosing at least part of a fishing line positioned between said two parts with the first and second lengths of the fishing line extending from ends of the body.

13. A fishing apparatus according to claim 12, wherein the two parts when closed are secured to one another by a releasable catch that can be opened to retrieve or introduce fishing line into the body.

14. A fishing apparatus according to any preceding claim which is made from biodegradable material

15. A fishing tackle including a rod and main line attaching to a fishing apparatus according to any preceding claim.

16. A fishing apparatus as substantially described herein with reference to and as illustrated in the accompanying figures.

1/4

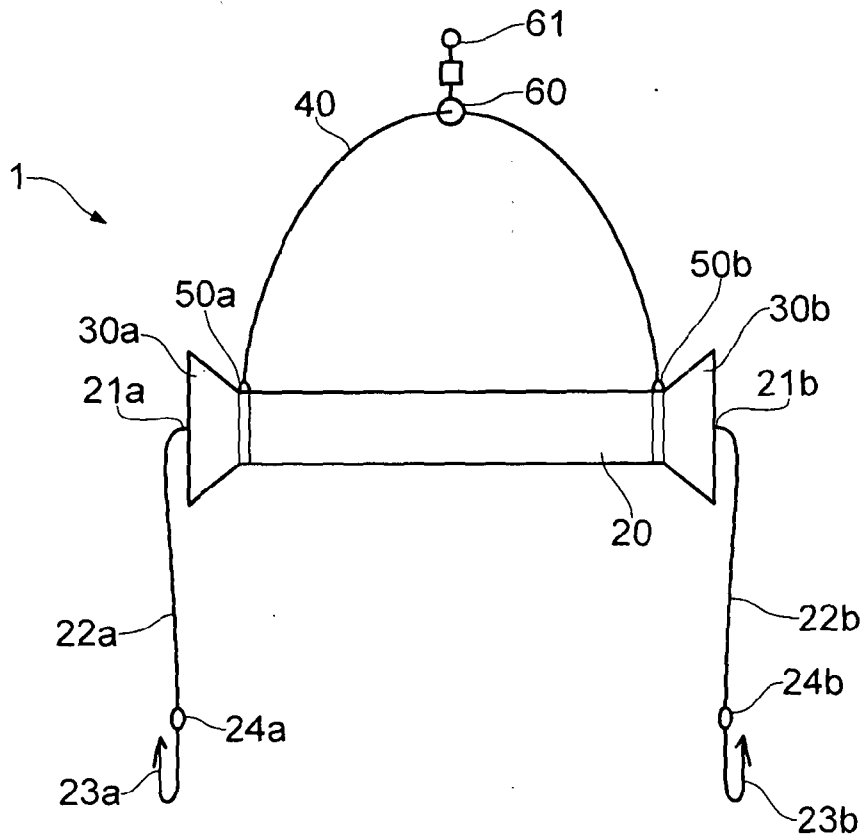


FIG. 1

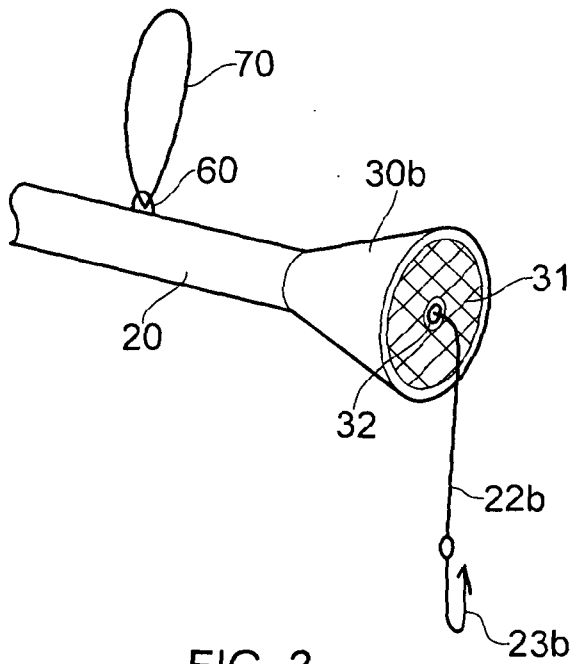


FIG. 2

2/4

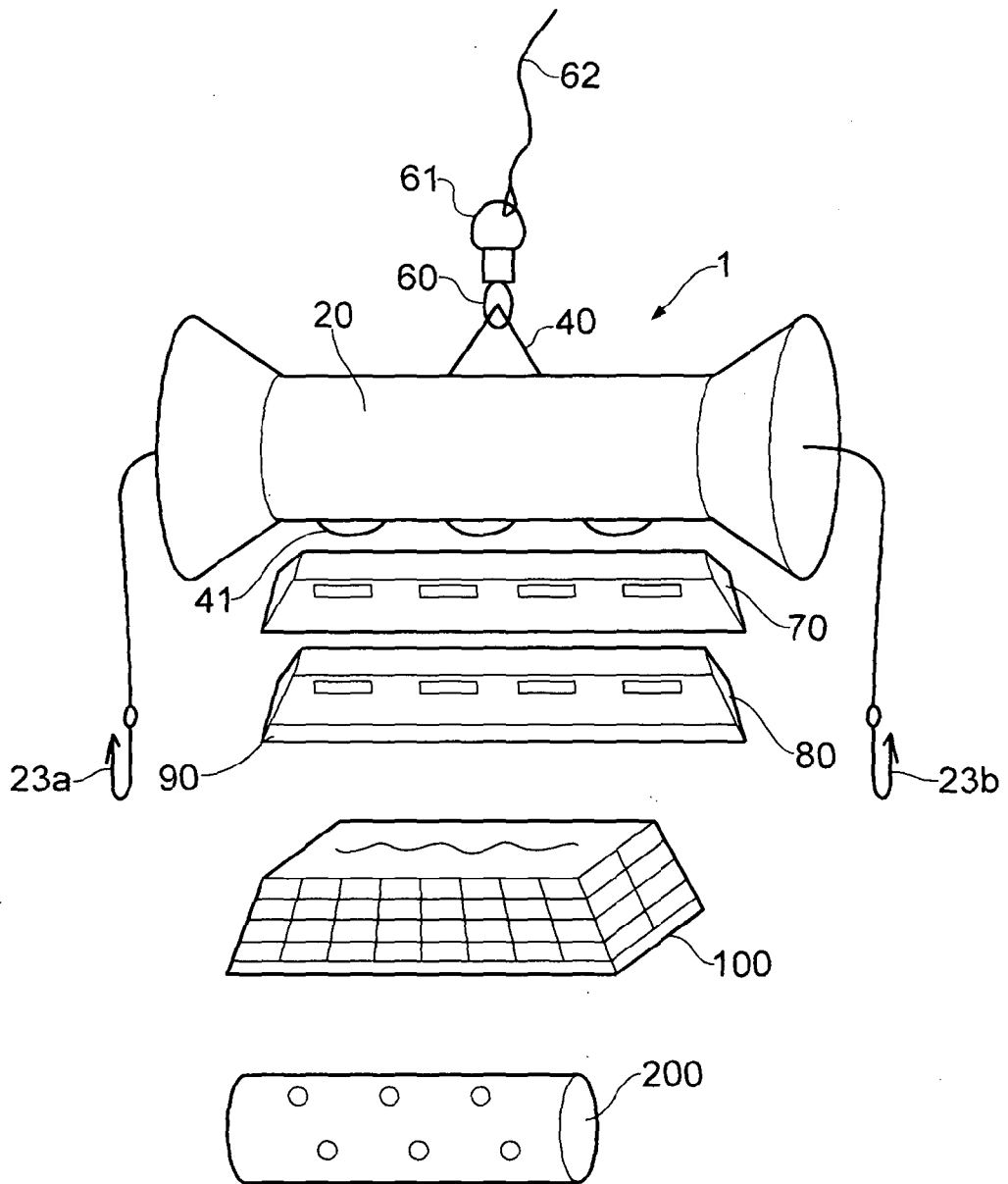


FIG. 3

3/4

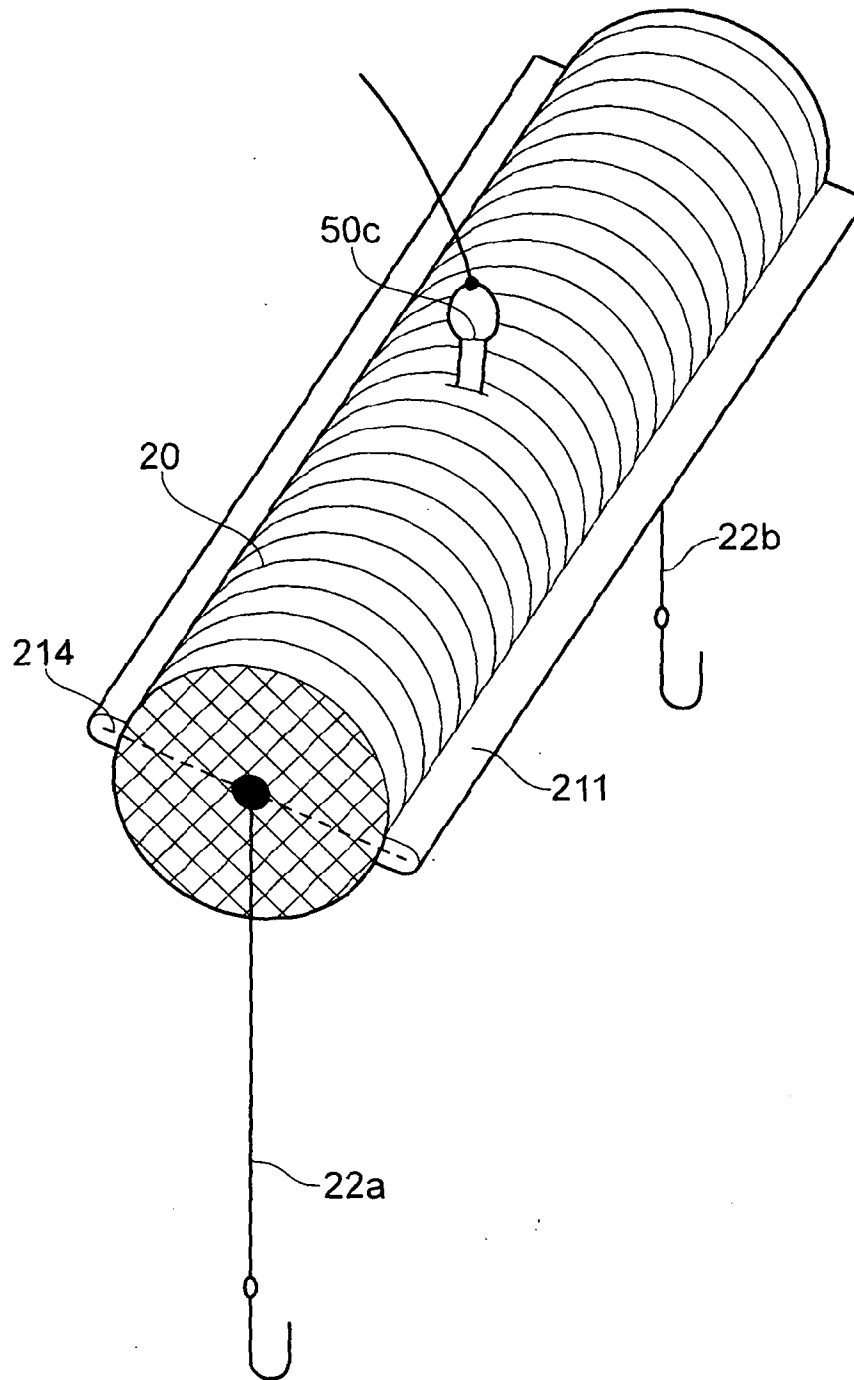


FIG. 4

4/4

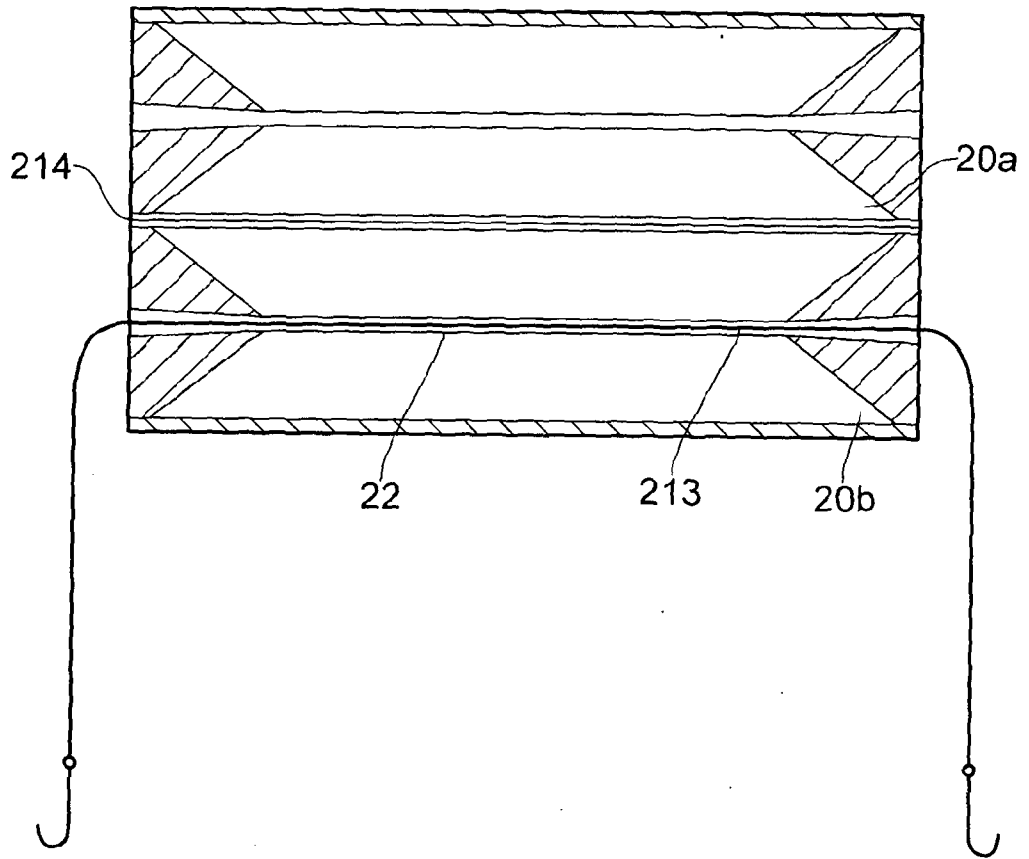


FIG. 5

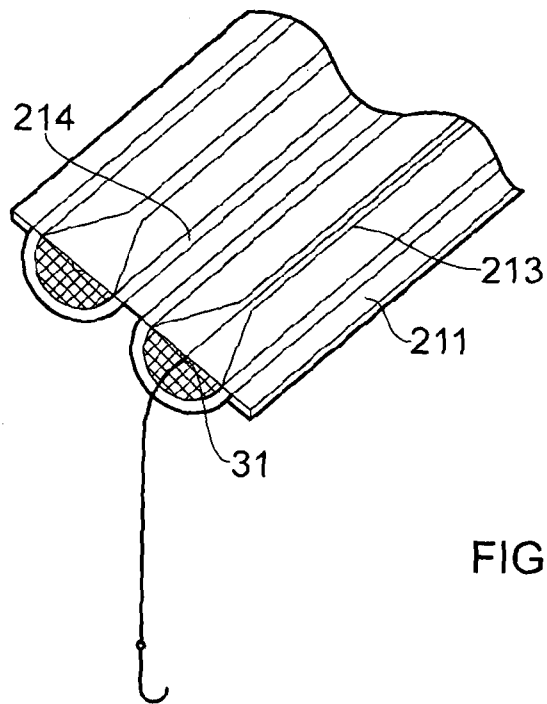


FIG. 6

INTERNATIONAL SEARCH REPORT

International application No  
PCT/GB2013/000220

A. CLASSIFICATION OF SUBJECT MATTER  
INV. A01K91/047 A01K91/053 A01K91/06  
ADD.  
According to International Patent Classification (IPC) or to both national classification and IPC

B. FIELDS SEARCHED  
Minimum documentation searched (classification system followed by classification symbols)  
A01K

Documentation searched other than minimum documentation to the extent that such documents are included in the fields searched

Electronic data base consulted during the international search (name of data base and, where practicable, search terms used)  
EPO-Internal, WPI Data

C. DOCUMENTS CONSIDERED TO BE RELEVANT

| Category* | Citation of document, with indication, where appropriate, of the relevant passages  | Relevant to claim No. |
|-----------|---|-----------------------|
| A         | US 2 577 143 A (THOR MIDLAND)<br>4 December 1951 (1951-12-04)<br>column 1, line 33 - column 2, line 31<br>figures 1-3<br>-----  | 1,2,<br>8-10,15       |
| A         | US 4 642 933 A (BROWN FRANK E [US])<br>17 February 1987 (1987-02-17)<br>column 3, line 34 - column 4, line 45<br>column 5, line 24 - column 6, line 10<br>figures 1, 6<br>----- | 1,8,10,<br>15         |
| A         | US 6 176 036 B1 (PEASE PHILIP J [US])<br>23 January 2001 (2001-01-23)<br>column 3, line 18 - column 5, line 10<br>figures 1-6<br>-----<br>-/--                                  | 1,11,15               |

Further documents are listed in the continuation of Box C.

See patent family annex.

\* Special categories of cited documents :

|   |  |
|---|--|
| "A" document defining the general state of the art which is not considered to be of particular relevance  | "T" later document published after the international filing date or priority date and not in conflict with the application but cited to understand the principle or theory underlying the invention  |
| "E" earlier application or patent but published on or after the international filing date   | "X" document of particular relevance; the claimed invention cannot be considered novel or cannot be considered to involve an inventive step when the document is taken alone   |
| "L" document which may throw doubts on priority claim(s) or which is cited to establish the publication date of another citation or other special reason (as specified) | "Y" document of particular relevance; the claimed invention cannot be considered to involve an inventive step when the document is combined with one or more other such documents, such combination being obvious to a person skilled in the art |
| "O" document referring to an oral disclosure, use, exhibition or other means  | "&" document member of the same patent family  |
| "P" document published prior to the international filing date but later than the priority date claimed  |  |

|   |  |
|---|--|
| Date of the actual completion of the international search<br><br>14 August 2013 | Date of mailing of the international search report<br><br>23/08/2013 |
|---|--|

|  |   |
|--|---|
| Name and mailing address of the ISA/<br>European Patent Office, P.B. 5818 Patentlaan 2<br>NL - 2280 HV Rijswijk<br>Tel. (+31-70) 340-2040,<br>Fax: (+31-70) 340-3016 | Authorized officer<br><br>Been, Mathieu |
|--|---|

## INTERNATIONAL SEARCH REPORT

International application No  
PCT/GB2013/000220

| C(Continuation). DOCUMENTS CONSIDERED TO BE RELEVANT |  |                       |
|--|--|-----------------------|
| Category*  | Citation of document, with indication, where appropriate, of the relevant passages   | Relevant to claim No. |
| A  | US 2008/040966 A1 (STONE GARY D [US] ET AL) 21 February 2008 (2008-02-21)<br>cited in the application<br>paragraphs [0003] - [0005], [0012],<br>[0013], [0018], [0019], [0022] - [0025]<br>figure 1<br>----- | 1,8-10,<br>15         |

# INTERNATIONAL SEARCH REPORT

International application No.  
PCT/GB2013/000220

## Box No. II Observations where certain claims were found unsearchable (Continuation of item 2 of first sheet)

This international search report has not been established in respect of certain claims under Article 17(2)(a) for the following reasons:

1.  Claims Nos.:  
because they relate to subject matter not required to be searched by this Authority, namely:
  
2.  Claims Nos.: 16  
because they relate to parts of the international application that do not comply with the prescribed requirements to such an extent that no meaningful international search can be carried out, specifically:  
see FURTHER INFORMATION sheet PCT/ISA/210
  
3.  Claims Nos.:  
because they are dependent claims and are not drafted in accordance with the second and third sentences of Rule 6.4(a).

## Box No. III Observations where unity of invention is lacking (Continuation of item 3 of first sheet)

This International Searching Authority found multiple inventions in this international application, as follows:

1.  As all required additional search fees were timely paid by the applicant, this international search report covers all searchable claims.
  
2.  As all searchable claims could be searched without effort justifying an additional fees, this Authority did not invite payment of additional fees.
  
3.  As only some of the required additional search fees were timely paid by the applicant, this international search report covers only those claims for which fees were paid, specifically claims Nos.:
  
4.  No required additional search fees were timely paid by the applicant. Consequently, this international search report is restricted to the invention first mentioned in the claims; it is covered by claims Nos.:

### Remark on Protest

- The additional search fees were accompanied by the applicant's protest and, where applicable, the payment of a protest fee.
- The additional search fees were accompanied by the applicant's protest but the applicable protest fee was not paid within the time limit specified in the invitation.
- No protest accompanied the payment of additional search fees.

**FURTHER INFORMATION CONTINUED FROM PCT/ISA/ 210**

Continuation of Box II.2

Claims Nos.: 16

Claim 16 is unclear (Article 6 PCT) as it relies on references to the description and the drawings in respect of the technical features of the invention (Rule 6.2 (a) PCT).

The applicant's attention is drawn to the fact that claims relating to inventions in respect of which no international search report has been established need not be the subject of an international preliminary examination (Rule 66.1(e) PCT). The applicant is advised that the EPO policy when acting as an International Preliminary Examining Authority is normally not to carry out a preliminary examination on matter which has not been searched. This is the case irrespective of whether or not the claims are amended following receipt of the search report or during any Chapter II procedure. If the application proceeds into the regional phase before the EPO, the applicant is reminded that a search may be carried out during examination before the EPO (see EPO Guidelines C-IV, 7.2), should the problems which led to the Article 17(2) declaration be overcome.

# INTERNATIONAL SEARCH REPORT

Information on patent family members

International application No

PCT/GB2013/000220

| Patent document cited in search report | Publication date | Patent family member(s) | Publication date            |
|--|------------------|-------------------------|-----------------------------|
| US 2577143                             | A                | 04-12-1951              | NONE                        |
| US 4642933                             | A                | 17-02-1987              | NONE                        |
| US 6176036                             | B1               | 23-01-2001              | NONE                        |
| US 2008040966                          | A1               | 21-02-2008              | US 2008040966 A1 21-02-2008 |
|  |                  |                         | US 2009077860 A1 26-03-2009 |