



US00D836992S

(12) **United States Design Patent** (10) **Patent No.:** **US D836,992 S**  
**Ribeiro-Ramalhosa** (45) **Date of Patent:** **\*\* Jan. 1, 2019**

- (54) **BOWL**
- (71) Applicant: **Villeroy & Bach AG**, Mettlach (DE)
- (72) Inventor: **David Ribeiro-Ramalhosa**, Mettlach (DE)
- (73) Assignee: **Villeroy & Boch AG**, Mettlach (DE)
- (\*\*) Term: **15 Years**
- (21) Appl. No.: **29/611,077**
- (22) Filed: **Jul. 18, 2017**

**Related U.S. Application Data**

- (62) Division of application No. 35/500,800, filed on Feb. 12, 2016 (U.S. filing date under 35 U.S.C. 384), and having an international filing date of Feb. 12, 2016, now Pat. No. Des. 799,902.
- (51) **LOC (11) Cl.** ..... **07-01**
- (52) **U.S. Cl.**  
USPC ..... **D7/586**
- (58) **Field of Classification Search**  
USPC ..... D7/500, 543, 545, 560, 566, 570, 584, D7/586, 587, 554.3, 354, 553.6, 360, 527  
CPC ..... A47G 19/02; A47G 19/2283; B65D 1/34  
See application file for complete search history.

- (56) **References Cited**  
U.S. PATENT DOCUMENTS

|          |   |   |         |              |       |          |
|----------|---|---|---------|--------------|-------|----------|
| D261,715 | S | * | 11/1981 | Daenen       | ..... | D7/586   |
| D276,870 | S | * | 12/1984 | Gulotta      | ..... | D7/354   |
| D384,555 | S | * | 10/1997 | Bradley      | ..... | D7/360   |
| D432,361 | S | * | 10/2000 | Jenkins      | ..... | D7/554.3 |
| D489,226 | S | * | 5/2004  | De Neubourg  | ..... | D7/554.3 |
| D609,530 | S | * | 2/2010  | Hart         | ..... | D7/360   |
| D631,296 | S | * | 1/2011  | Green-Cotton | ..... | D7/545   |
| D653,496 | S | * | 2/2012  | Henry        | ..... | D7/354   |
| D746,640 | S | * | 1/2016  | Myoung       | ..... | D7/527   |

\* cited by examiner

*Primary Examiner* — Sheryl Lane  
*Assistant Examiner* — Nicole C Shiflet  
 (74) *Attorney, Agent, or Firm* — Blank Rome LLP; Susan B. Flohr, Esq.; Tara L. Marcus

(57) **CLAIM**  
 The ornamental design for a bowl, as shown and described.

**DESCRIPTION**

FIG. 1 is a top perspective view of a bowl in accordance with the present design;  
 FIG. 2 is a front view of the bowl illustrated in FIG. 1;  
 FIG. 3 is a side view of the bowl illustrated in FIG. 1; and,  
 FIG. 4 is a bottom perspective view of the bowl illustrated in FIG. 1.

**1 Claim, 2 Drawing Sheets**





FIGURE 1




FIGURE 2

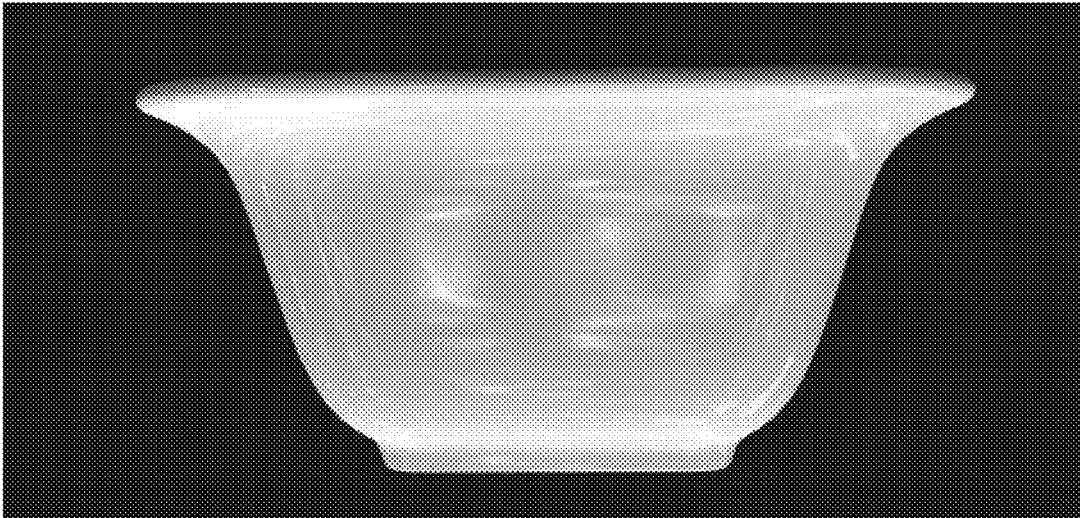


FIGURE 3




FIGURE 4