



US00D722745S

(12) **United States Design Patent**  
**Richards**

(10) **Patent No.:** **US D722,745 S**

(45) **Date of Patent:** **\*\* Feb. 24, 2015**

(54) **HELMET-SHAPED KNIT HAT**

(76) Inventor: **Antoine D. Richards**, Washington, DC (US)

(\*\*) Term: **14 Years**

(21) Appl. No.: **29/431,132**

(22) Filed: **Sep. 4, 2012**

(51) **LOC (10) Cl.** ..... **02-03**

(52) **U.S. Cl.**  
USPC ..... **D2/889**

(58) **Field of Classification Search**

USPC ..... D2/865, 866, 870, 878, 879, 880, 881, D2/882, 884, 886, 888, 889; D29/102, D29/103, 104, 105, 106, 107, 122; 2/10, 2/171, 171.4, 171.5, 175.3, 181.6, 181.8, 2/182.3, 182.8, 183, 195.8, 209.13, 2/209.3, 209.4; 66/171

See application file for complete search history.

(56) **References Cited**

U.S. PATENT DOCUMENTS

216,402 A \* 6/1879 Henson ..... 2/204

(Continued)

*Primary Examiner* — Karen E Eldridge Powers

(74) *Attorney, Agent, or Firm* — QuickPatents; Kevin Prince

(57) **CLAIM**

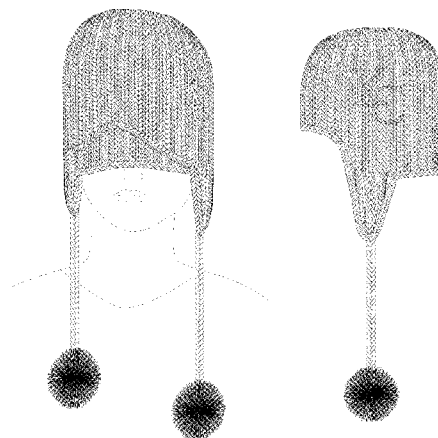
I claim the ornamental design for a helmet-shaped knit hat, as shown and described.

**DESCRIPTION**

FIG. 1 is a perspective view of a helmet-shaped knit hat, showing a first embodiment of my new design; FIG. 2 is a showing of exemplary broken line subject matter, namely team logo for "Chiefs", shown in FIGS. 4, 6 and 7, and in partial perspective in FIGS. 1, 4, 5 and 8; FIG. 3 is a showing of exemplary broken line subject matter, namely team name and player number for "Chiefs", in FIG. 5, and in partial perspective in FIGS. 6 and 7; FIG. 4 is a front elevational view of the design as shown in FIG. 1;

FIG. 5 is a rear elevational view of the design as shown in FIG. 1; FIG. 6 is a right-side elevational view of the design as shown in FIG. 1; FIG. 7 is a left-side elevational view of the design as shown in FIG. 1; FIG. 8 is a top plan view of the design as shown in FIG. 1; FIG. 9 is a bottom plan view of the design as shown in FIG. 1; FIG. 10 is a perspective view of a second embodiment thereof; FIG. 11 is a showing of exemplary broken line subject matter, namely team logo for "Cowboys", shown in FIGS. 15 and 16, and in partial perspective in FIGS. 10, 13, 14, and 17; FIG. 12 is a showing of exemplary broken line subject matter, namely team name and player number for "Cowboys", in FIG. 14, and in partial perspective in FIGS. 15 and 16; FIG. 13 is a front elevational view of the design as shown in FIG. 10; FIG. 14 is a rear elevational view of the design as shown in FIG. 10; FIG. 15 is a right-side elevational view of the design as shown in FIG. 10; FIG. 16 is a left-side elevational view of the design as shown in FIG. 10; FIG. 17 is a top plan view of the design as shown in FIG. 10; FIG. 18 is an exemplary enlargement of the detail of FIG. 17 taken along the line 18-18; FIG. 19 is a perspective view of a third embodiment thereof; FIG. 20 is a showing of exemplary broken line subject matter, namely team logo for "Colts", shown in FIGS. 24 and 25, and in partial perspective in FIGS. 19, 22, 23 and 26; FIG. 21 is a showing of exemplary broken line subject matter, namely team name and player number for "Colts", in FIG. 23, and in partial perspective in FIGS. 24 and 25; FIG. 22 is a front elevational view of the design as shown in FIG. 19; FIG. 23 is a rear elevational view of the design as shown in FIG. 19; FIG. 24 is a right-side elevational view of the design as shown in FIG. 19; FIG. 25 is a left-side elevational view of the design as shown in FIG. 19; FIG. 26 is a top plan view of the design as shown in FIG. 19; and, FIG. 27 is an exemplary enlargement of the detail of FIG. 26 taken along the line 27-27. The broken lines showing football team logos, team names, and player numbers in the figures as well as the human head and upper torso in FIGS. 1, 10 and 19, depict environmental matter that forms no part of the claimed design.

**1 Claim, 12 Drawing Sheets**



(56)

**References Cited**

U.S. PATENT DOCUMENTS

1,475,653 A \* 11/1923 Rosenberg ..... 66/171  
 1,879,353 A \* 9/1932 Levi ..... 2/6.2  
 D111,716 S \* 10/1938 Schmidt ..... D2/889  
 2,259,537 A \* 10/1941 Wengen ..... 2/202  
 3,509,580 A \* 5/1970 Freda et al. .... 2/65  
 D235,940 S \* 7/1975 Stock ..... D2/870  
 D237,844 S \* 12/1975 Stock ..... D2/870  
 D318,171 S \* 7/1991 Foresman et al. .... D2/880

D332,507 S \* 1/1993 Anderson et al. .... D29/106  
 D362,106 S \* 9/1995 Wauldron ..... D2/870  
 D378,627 S \* 4/1997 O'Brien ..... D2/889  
 D418,279 S \* 1/2000 Day ..... D2/882  
 D608,057 S \* 1/2010 Zagar ..... D30/112  
 D613,200 S \* 4/2010 Modderman et al. .... D11/124  
 D663,926 S \* 7/2012 Richards ..... D2/882  
 D665,154 S \* 8/2012 Richards ..... D2/878  
 D675,812 S \* 2/2013 Richards ..... D2/882  
 2004/0250337 A1 \* 12/2004 Pietrzykowski ..... 2/195.3  
 2010/0263103 A1 \* 10/2010 Clarke ..... 2/69

\* cited by examiner

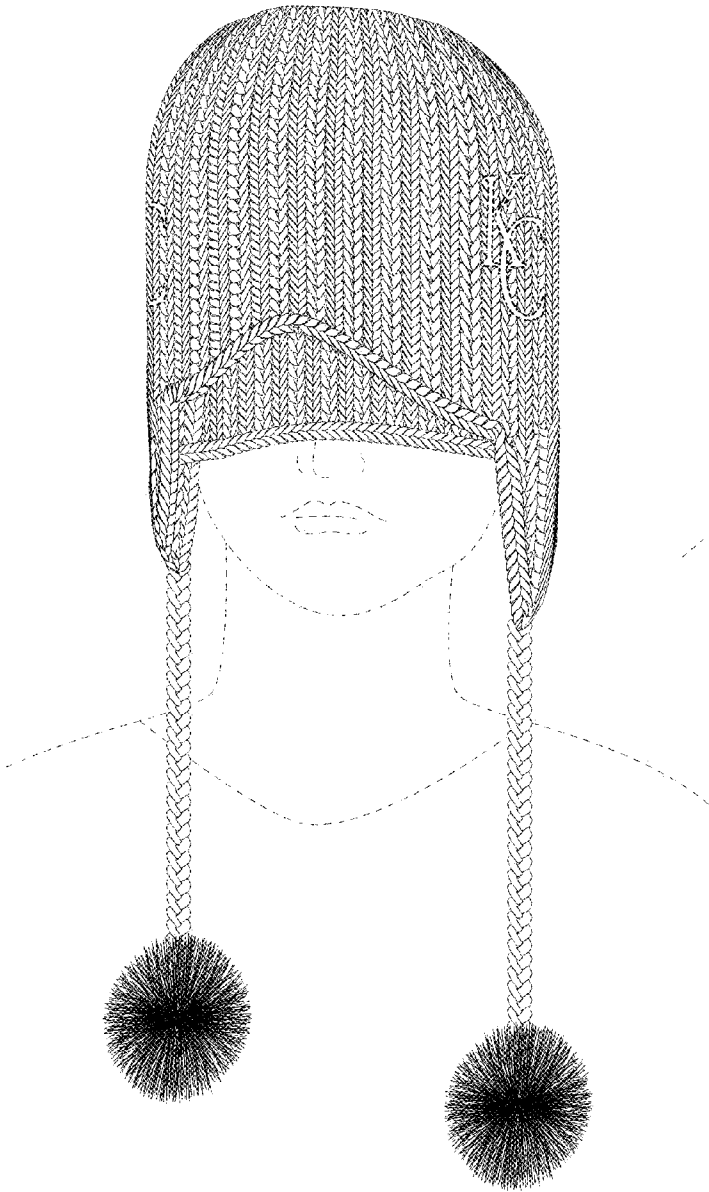


FIG. 1



FIG. 2




FIG. 3

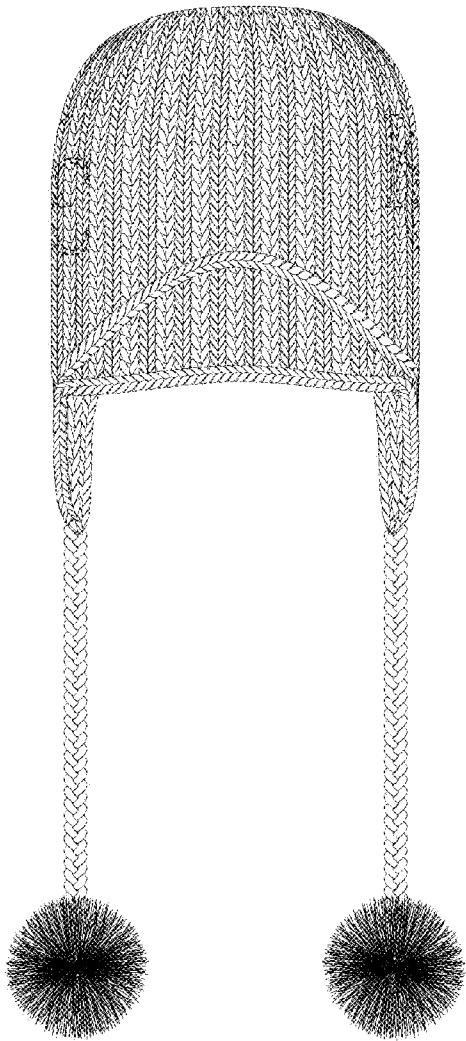


FIG. 4

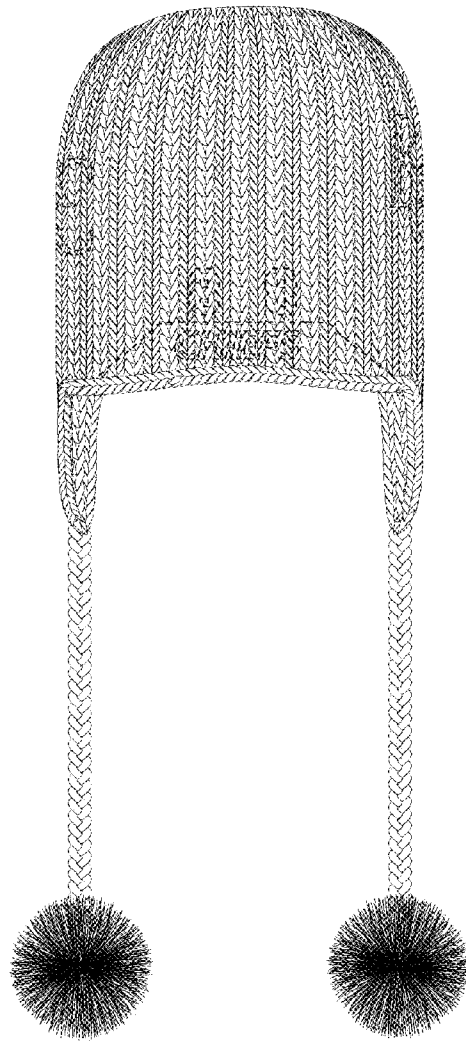


FIG. 5

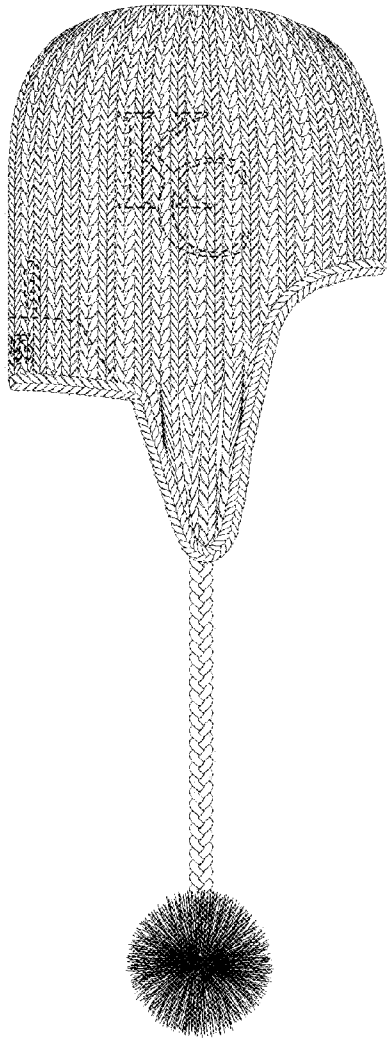


FIG. 6

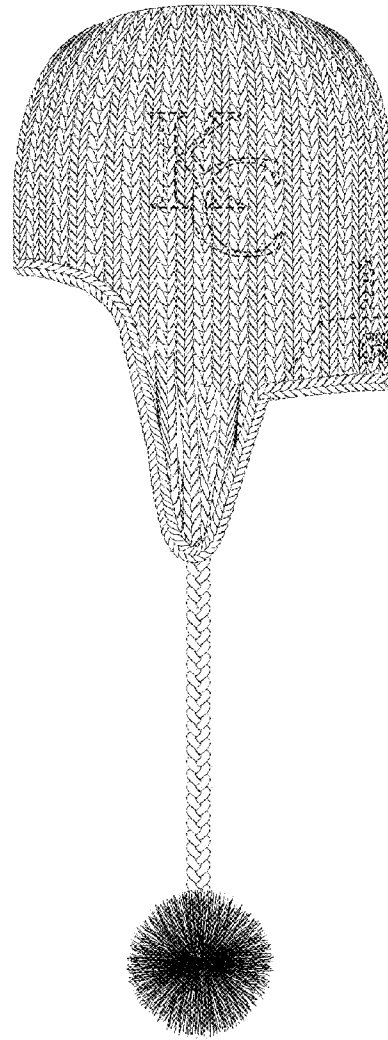


FIG. 7




FIG. 8




FIG. 9

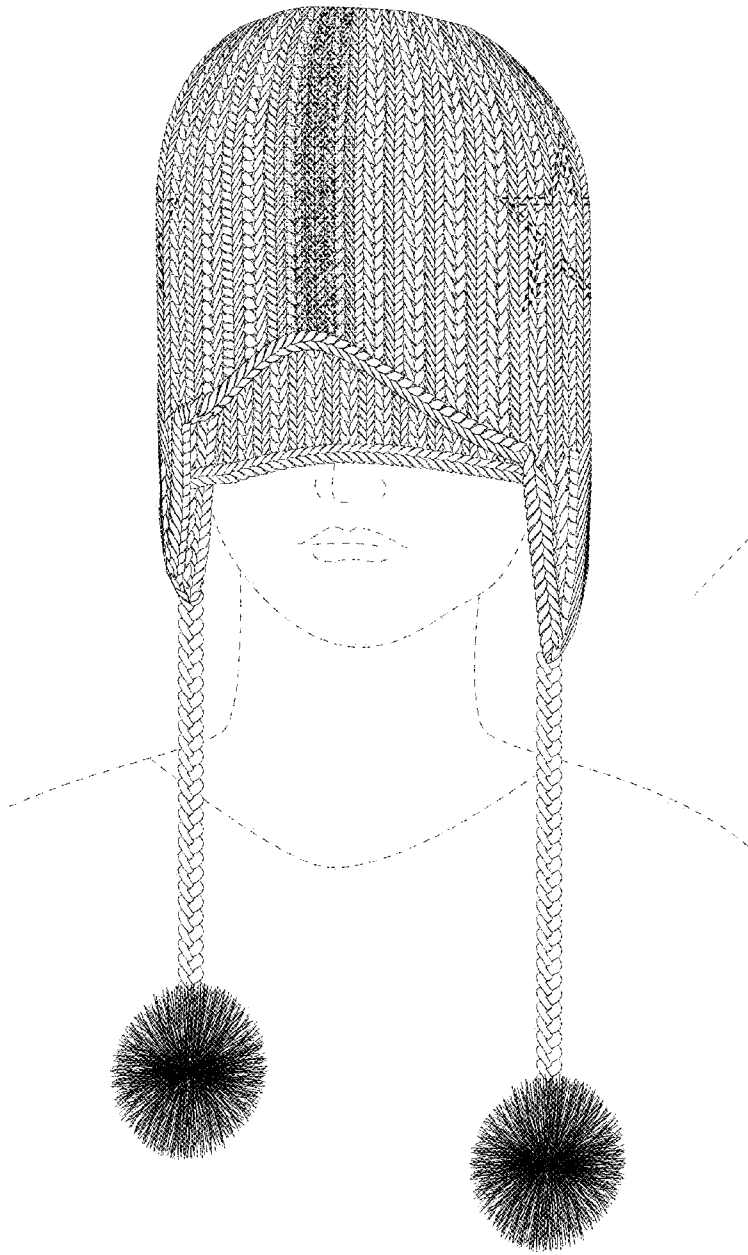


FIG. 10



FIG. 11




FIG. 12

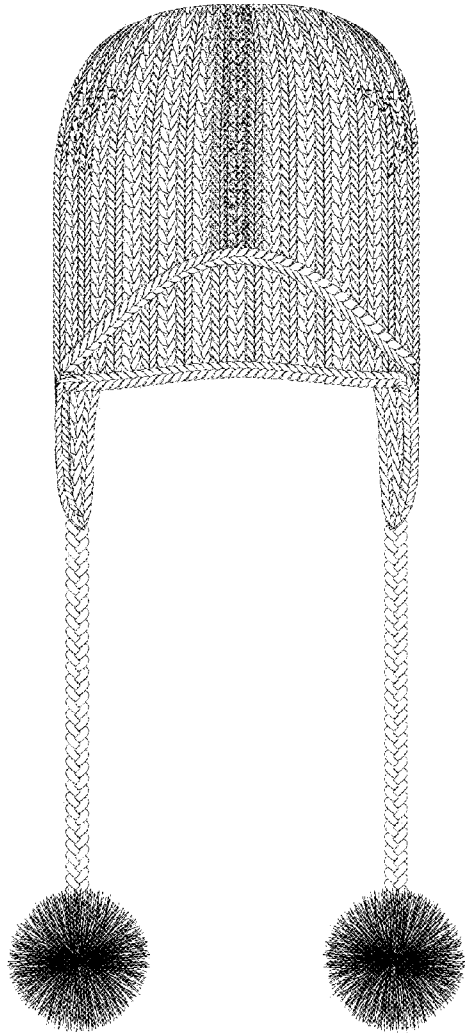


FIG. 13

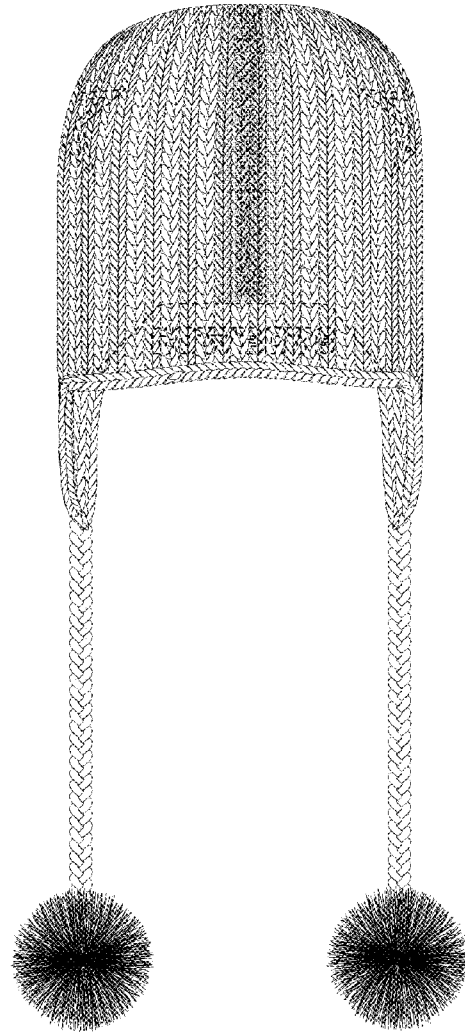


FIG. 14

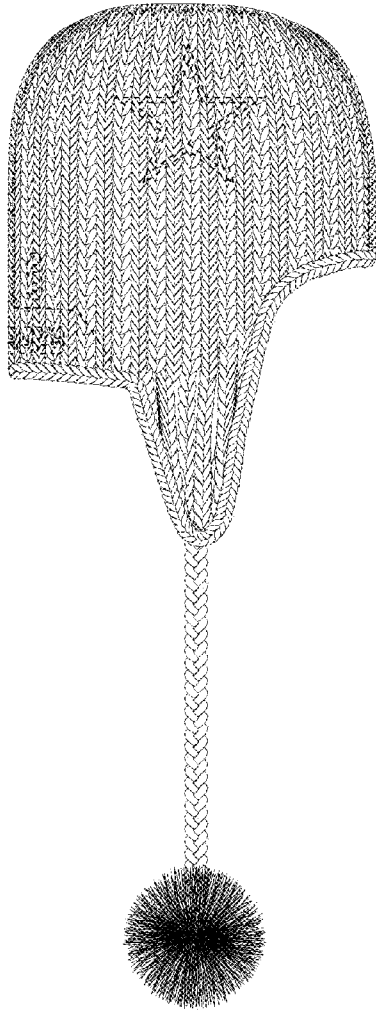


FIG. 15

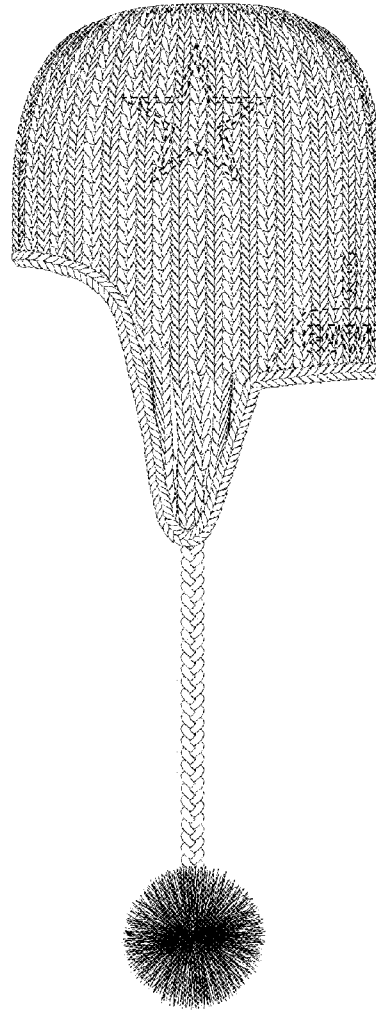


FIG. 16

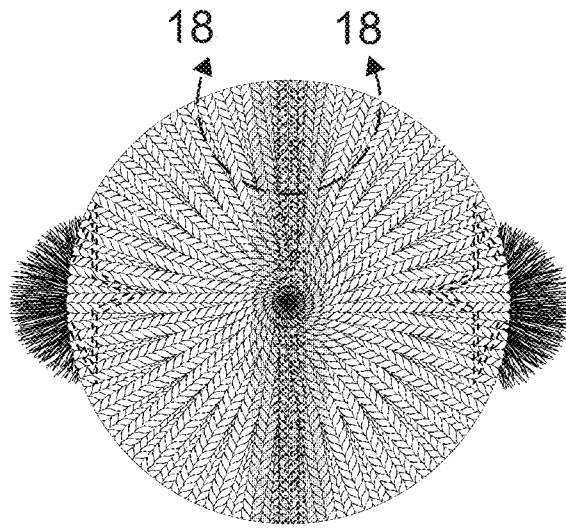


FIG. 17

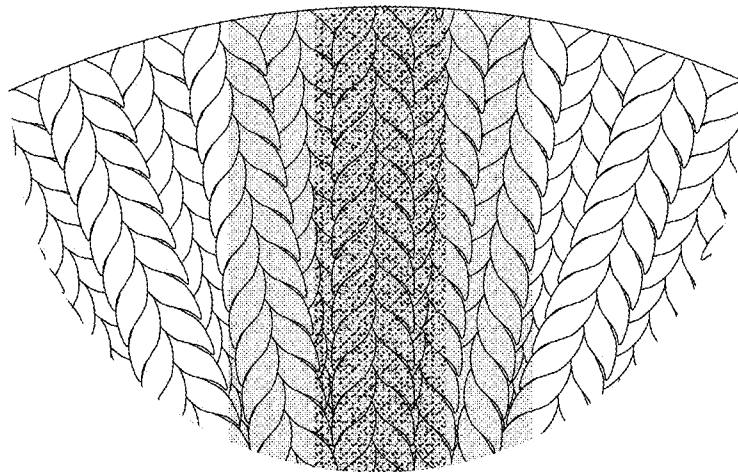


FIG. 18

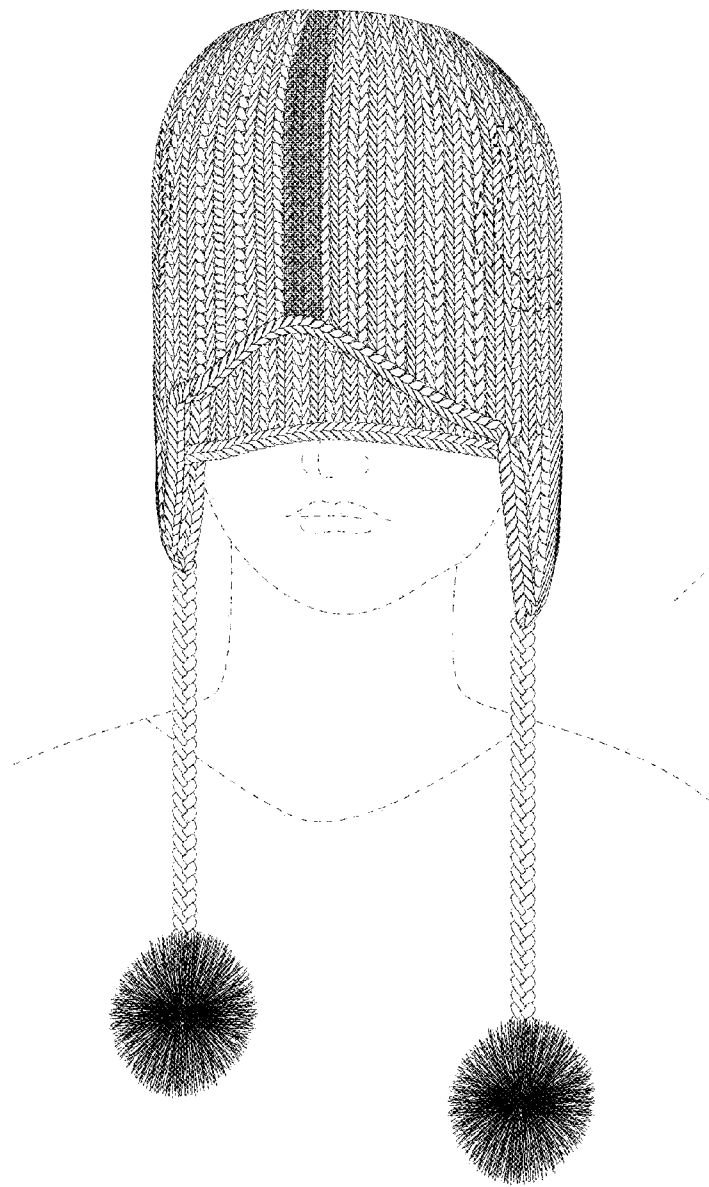


FIG. 19



FIG. 20




FIG. 21

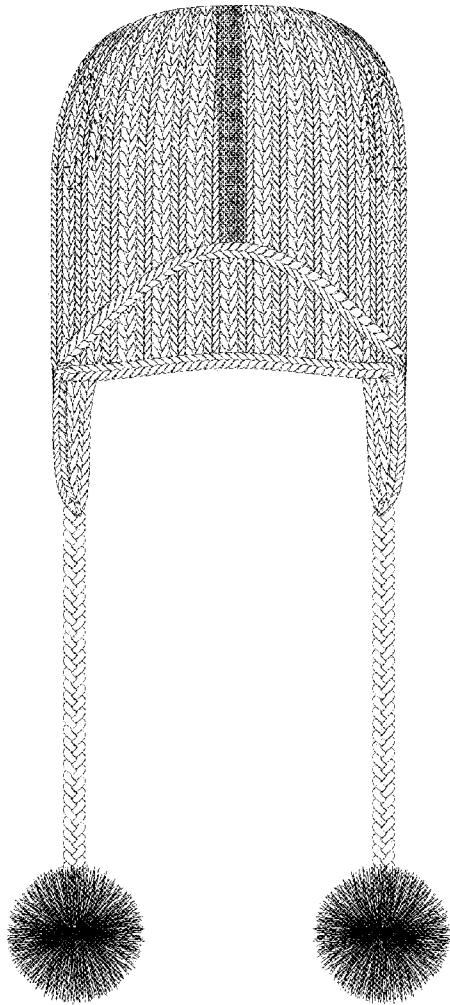


FIG. 22

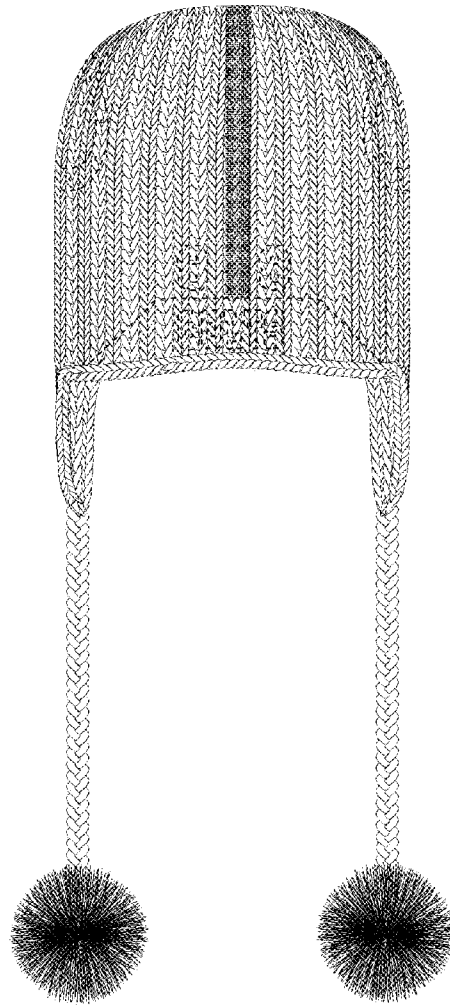


FIG. 23

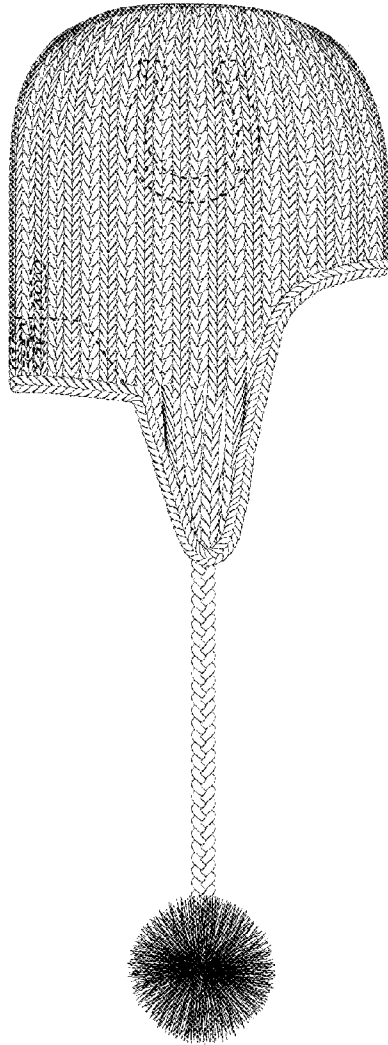


FIG. 24

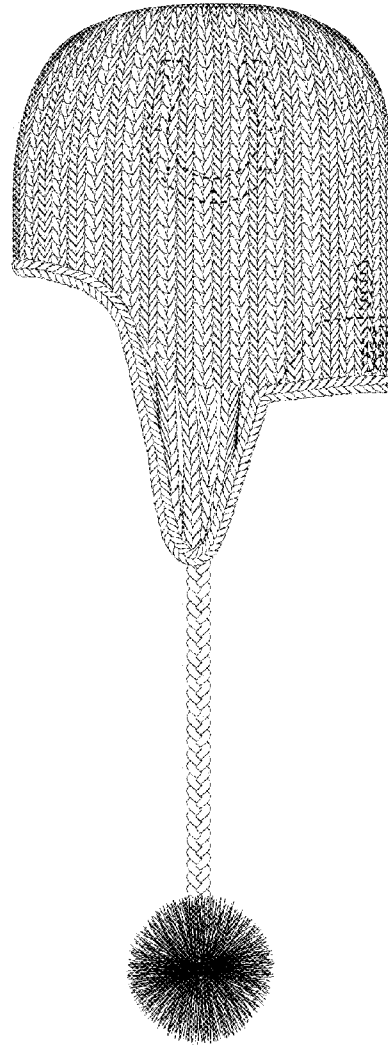


FIG. 25

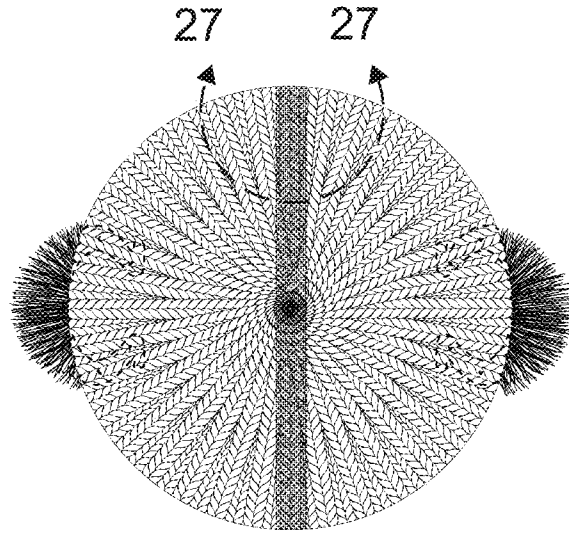


FIG. 26

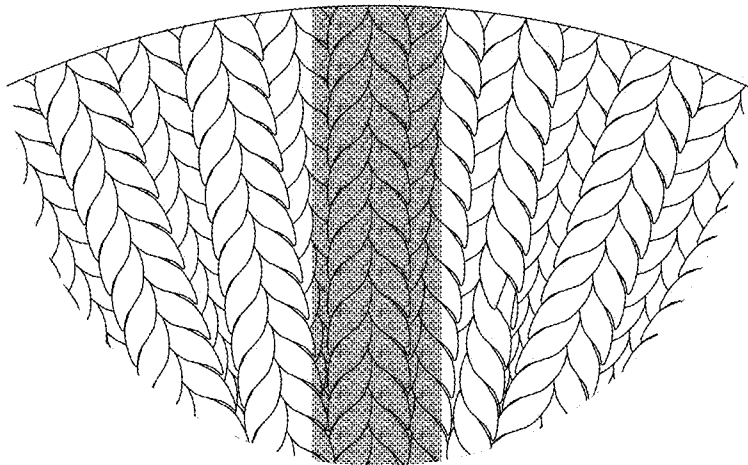


FIG. 27