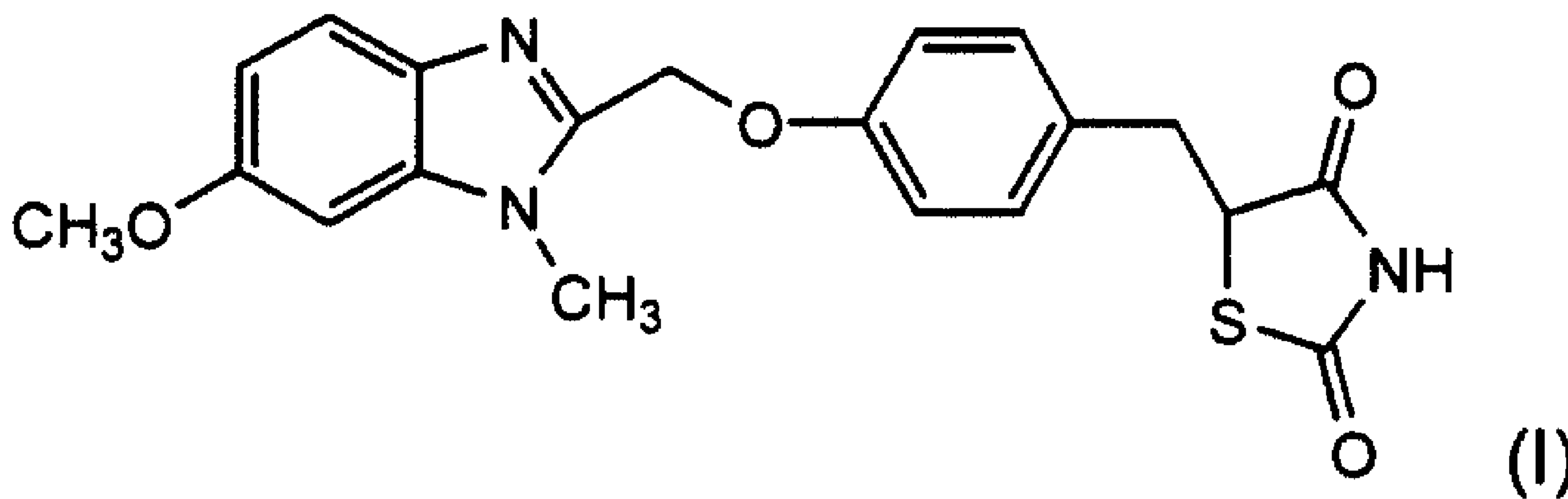




(86) Date de dépôt PCT/PCT Filing Date: 2000/05/24  
(87) Date publication PCT/PCT Publication Date: 2000/11/30  
(45) Date de délivrance/Issue Date: 2009/05/19  
(85) Entrée phase nationale/National Entry: 2001/11/23  
(86) N° demande PCT/PCT Application No.: JP 2000/003325  
(87) N° publication PCT/PCT Publication No.: 2000/071540  
(30) Priorité/Priority: 1999/05/24 (JP11/143513)

(51) Cl.Int./Int.Cl. *A61K 31/427* (2006.01),  
*A61P 3/10* (2006.01), *C07D 417/12* (2006.01)  
(72) Inventeurs/Inventors:  
FUJITA, TAKASHI, JP;  
FUJIWARA, TOSHIHIKO, JP;  
IZUMI, TAKASHI, JP  
(73) Propriétaire/Owner:  
DAIICHI SANKYO COMPANY, LIMITED, JP  
(74) Agent: MARKS & CLERK

(54) Titre : CHLORHYDRATE DE COMPOSE HETEROCYCLIQUE FUSIONNE  
(54) Title: HYDROCHLORIDE OF FUSED-HETEROCYCLE COMPOUND

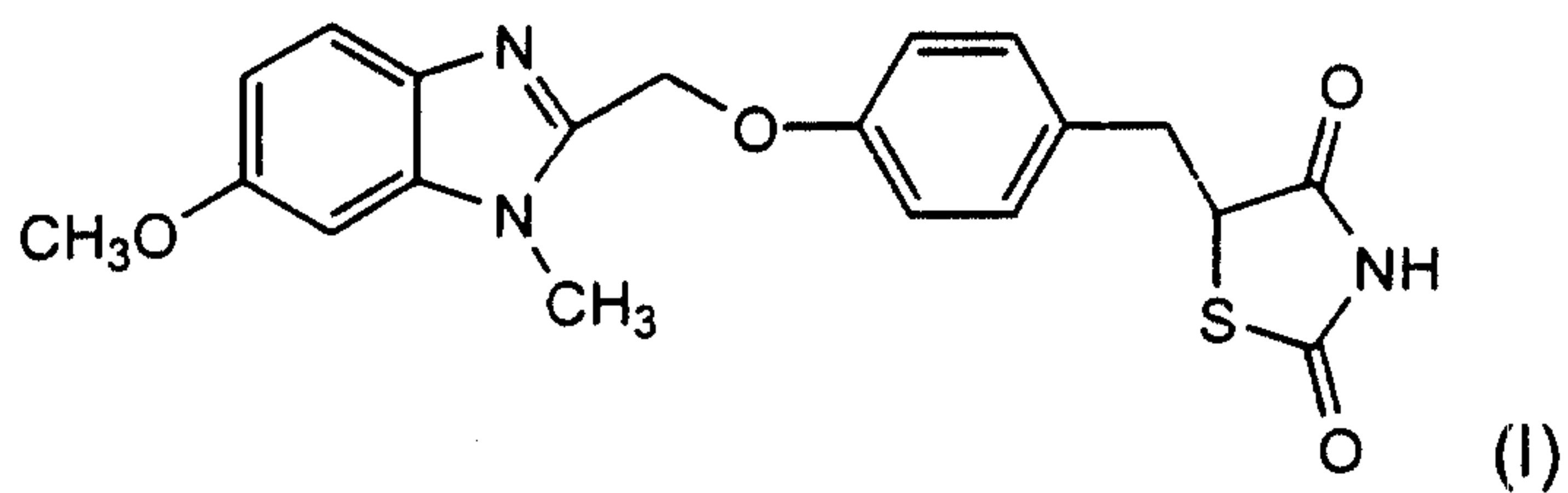


(57) Abrégé/Abstract:

The present invention concerns the hydrochloride of the compound (5-[4-(6-methoxy-1-methyl-1H-benzimidazol-2-ylmethoxy)benzyl]thiazolidin-2,4-dione) of the following structure (I) which exhibits an excellent hypoglycemic activity and the like. (see formula I)

## ABSTRACT OF THE DISCLOSURE

The present invention concerns the hydrochloride of the compound (5-[4-(6-methoxy-1-methyl-1H-benzimidazol-2-ylmethoxy)benzyl]thiazolidin-2,4-dione) of the following structure (I) which exhibits an excellent hypoglycemic activity and the like.



## SPECIFICATION

## Hydrochloride Of Fused-Heterocycle Compound

(Technical Field)

The present invention relates to the hydrochloride salt of a fused heterocyclic compound which can improve certain diseases caused by insulin resistance such as hyperglycemia, impaired glucose tolerance (IGT) conditions, diabetic complications (e.g., retinopathy, nephropathy, neurosis, cataracts, coronary artery diseases, etc.), hyperlipidemia, gestational diabetes mellitus (GDM), polycystic ovary syndrome, etc. and exhibits excellent oral absorption.

Further, this invention is directed to a prophylactic and therapeutic agent for diabetes mellitus, hyperglycemia, impaired glucose tolerance, diabetic complications (e.g., retinopathy, nephropathy, neurosis, cataracts, coronary artery diseases), hyperlipidemia, obesity, hypertension, fatty liver, arteriosclerosis, diseases caused by insulin resistance, gestational diabetes, polycystic ovary syndrome, cardiovascular diseases (e.g., ischemic heart disease), cell lesions caused by atherosclerosis or ischemic heart disease (e.g., brain damage induced by stroke), gout, inflammatory diseases (e.g., arthroseitis, pain, fever, rheumatoid arthritis, inflammatory enteritis, acne, sunburn, psoriasis, eczema, allergic diseases, asthma, GI ulcer, cachexia, autoimmune diseases, pancreatitis), cancer, osteoporosis, cataracts and the like, which contains said fused heterocyclic compound hydrochloride as an active ingredient.

Furthermore, the present invention concerns a fused heterocyclic compound hydrochloride showing excellent insulin tolerance improving activity, hypoglycemic activity, anti-inflammatory activity, immunoregulatory activity, aldose reductase inhibiting activity, 5-lipoxygenase inhibiting activity, peroxidized lipid production suppressing activity, PPAR activating activity, anti-osteoporosis activity, leukotrienes antagonistic activity, fat cell formation promoting activity, cancer cell proliferation suppressing activity and calcium antagonistic activity.

(Background Technology)

Insulin and sulfonylurea compounds such as tolbutamide, glipizide, etc. have been so far used as therapeutic agents for diabetes mellitus and hyperglycemia. Recently, as insulin-independent therapeutic agents for diabetes mellitus, there are known thiazolidinedione derivatives such as troglitazone, pioglitazone, rosiglitazone, etc.

In particular, 5-[4-(6-methoxy-1-methyl-1H-benzimidazol-2-ylmethoxy)benzyl]thiazolidin-2, 4-dione is disclosed in Japanese Patent Application Publication No. Hei-9(1997)-295970, EP 0745600, and U.S. Patent No. 5,886,014. However, neither biological data nor physical properties of its hydrochloride, which is the compound of this invention, are disclosed in these documents.

(Disclosure of the Invention)

As the result of keen investigations on the synthesis and pharmacology of compounds capable of improving the diseases caused by insulin resistance such as hyperglycemia, impaired glucose tolerance conditions, diabetic complications, hyperlipidemia, gestational diabetes, polycystic ovary syndrome, etc., the present inventors have found that the hydrochloride of a known fused heterocyclic compound shows excellent pharmacological activities.

Accordingly, the novel hydrochloride of a fused heterocyclic compound was obtained by converting a known compound, 5-[4-(6-methoxy-1-methyl-1H-benzimidazol-2-ylmethoxy)benzyl]thiazolidin-2, 4-dione into its hydrochloride. This shows excellent oral absorption with markedly improved solubility compared to its free compound (compound not in the form of its salt). It can provide excellent pharmacological activities, because this excellent oral absorption will give the required serum concentration at a lower dosage.

The present invention concerns 5-[4-(6-methoxy-1-methyl-1H-benzimidazol-2-ylmethoxy)benzyl]thiazolidin-2, 4-dione hydrochloride (hereinafter referred to as "Compound A").

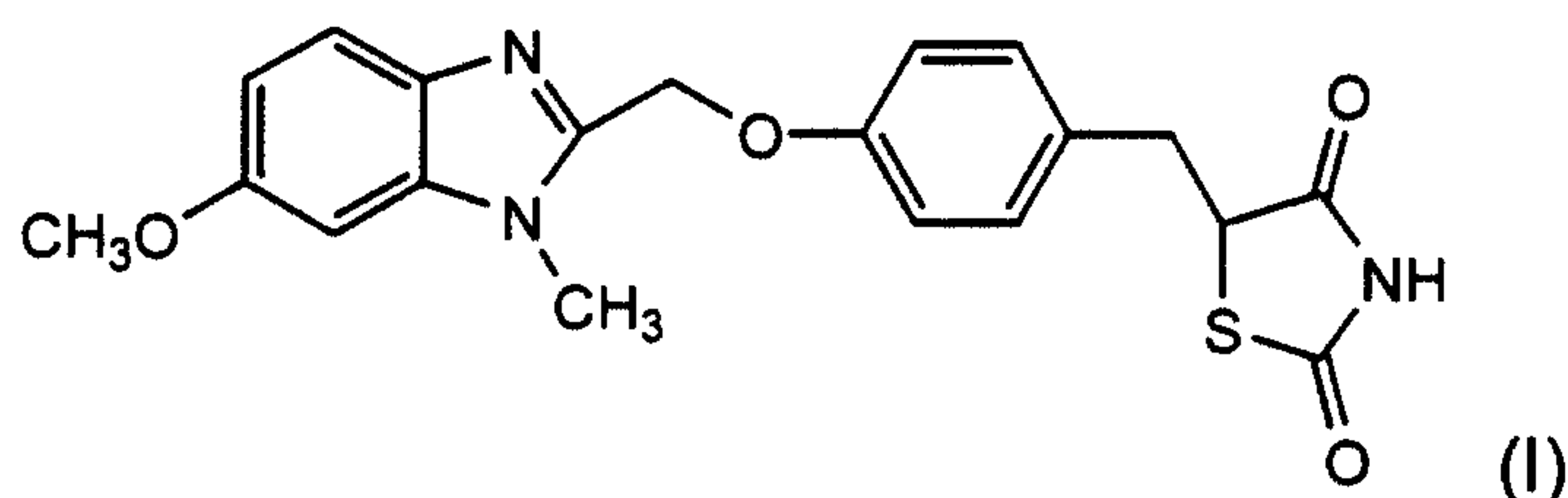
2a

According to one aspect of the invention there is provided use of 5-[4-(6-Methoxy-1-methyl-1H-benzimidazol-2-ylmethoxy)benzyl]-thiazolidin-2, 4-dione hydrochloride, or a solvate thereof, in the manufacture of a medicament for improving insulin resistance.

Further, this invention is directed to a prophylactic and/or therapeutic agent for diabetes mellitus, hyperglycemia, impaired glucose tolerance, diabetic complications (e.g., retinopathy, nephropathy, neurosis, cataracts, coronary artery diseases), hyperlipidemia, obesity, hypertension, fatty liver, arteriosclerosis, diseases caused by insulin resistance, gestational diabetes, polycystic ovary syndrome, cardiovascular diseases (e.g., ischemic heart disease), cell lesions caused by atherosclerosis or ischemic heart disease (e.g., brain damage induced by stroke), gout, inflammatory diseases (e.g., arthrositis, pain, fever, rheumatoid arthritis, inflammatory enteritis, acne, sunburn, psoriasis, eczema, allergic diseases, asthma, GI ulcer, cachexia, autoimmune disease, pancreatitis), cancer, osteoporosis, cataracts and the like containing, as an active ingredient, said Compound A.

In more detail, the present invention relates to an insulin tolerance improver, hypoglycemic agent, anti-inflammatory agent, immuno-regulator, aldose reductase inhibitor, 5-lipoxygenase inhibitor, peroxidized lipid production suppressor, PPAR activator, anti-osteoporosis agent, leukotrienes antagonist, fat cell formation promotor, cancer cell proliferation suppressor or calcium antagonist containing Compound A as an active ingredient.

5-[4-(6-methoxy-1-methyl-1H-benzimidazol-2-ylmethoxy)benzyl]-thiazolidin-2, 4-dione (hereinafter referred to as "Compound B"), the free form of Compound A of the present invention, is shown by the structural formula (I):



Moreover, said Compound A has various isomers. For example, there are optical isomers, depending upon the asymmetry of the 5-carbon atom of the thiazolidine ring. In said structure (I), all the stereoisomers based on these asymmetric carbon atoms as well as the isomeric mixtures in equal amounts or non-equal amounts are shown by a single structure. Thus, all these isomers and their mixtures are included in the present invention.

Furthermore, solvation of said Compound A may occur by allowing it to

recrystallize, and such a solvate of the compound A will be covered by the present invention.

The Compound A in the present invention can be prepared by at first synthesizing Compound B according to Example (1) described below and then converting it into the hydrochloride as shown in Example (2) in a conventional manner.

Compound A in the present invention is useful as a prophylactic and/or therapeutic agent for diabetes mellitus, hyperglycemia, impaired glucose tolerance, diabetic complications (e.g., retinopathy, nephropathy, neurosis, cataracts, coronary artery diseases), hyperlipidemia, obesity, hypertension, fatty liver, arteriosclerosis, diseases caused by insulin resistance, gestational diabetes, polycystic ovary syndrome, cardiovascular diseases (e.g., ischemic heart disease), cell lesions caused by atherosclerosis or ischemic heart disease (e.g., brain damage induced by stroke), gout, inflammatory diseases (e.g., arthroseitis, pain, fever, rheumatoid arthritis, inflammatory enteritis, acne, sunburn, psoriasis, eczema, allergic diseases, asthma, GI ulcer, cachexia, autoimmune disease, pancreatitis), cancer, osteoporosis, cataracts and the like.

Compound A in the present invention may be administered, for example, by the oral route in such a formulation as tablets, capsules, granules, powders or syrups, or by the parenteral route in such a formulation as injections, suppositories or eye-drops. These formulations may be prepared employing well-known methods by using conventional additives such as excipients, lubricants, binders, disintegrators, stabilizers, corrigents, diluents and the like.

As for the excipients, there are exemplified organic excipients, for example, sugar derivatives such as lactose, sucrose, glucose, mannitol and sorbitol; starch derivatives such as corn starch, potato starch,  $\alpha$ -starch, dextrin and carboxymethyl starch; cellulose derivatives such as crystalline cellulose, low substituted hydroxypropyl cellulose, hydroxypropylmethyl cellulose, carboxymethyl cellulose, calcium carboxymethyl cellulose and sodium internal cross-linked carboxymethyl cellulose; arabic gum; dextran; pullulan; and inorganic excipients, for example, silicate derivatives such as light silicic anhydride, synthetic aluminum silicate and magnesium aluminate metasilicate; phosphates such as calcium phosphate; carbonates such as calcium carbonate; and sulfates such as calcium sulfate.

As for the lubricant, there are exemplified stearic acid, metal stearates such as calcium stearate and magnesium stearate; talc; colloidal silica; wax such as beeswax and spermaceti; boric acid; adipic acid; sulfates such as sodium sulfate; glycol; fumaric acid; sodium benzoate; DL-leucine; fatty acid sodium salts; lauryl sulfates such as sodium lauryl sulfate and magnesium lauryl sulfate; silicic acids such as silicic anhydride and silicic acid hydrate; and said starch derivatives.

Examples of the binder are polyvinylpyrrolidone, macrogol and those exemplified as said excipient.

Examples of the disintegrator are those exemplified as said excipient, and chemically modified starches and celluloses such as sodium cross-carmellose, sodium carboxymethyl starch and cross-linked polyvinylpyrrolidone.

Examples of the stabilizer are p-oxybenzoic acid esters such as methylparaben and propylparaben; alcohol derivatives such as chlorobutanol, benzyl alcohol and phenylethyl alcohol; phenol derivatives such as phenol and cresol; thimerosal; dehydroacetic acid; and sorbic acid.

Examples of the corrigents are those sweetening agents, souring agents, flavor agents, and the like used conventionally.

The appropriate daily dosage of Compound A in the present invention for a human adult varies depending upon symptoms, age, route of administration and the like. In the case of the oral route the daily dosage is, for example, from 0.01 mg/kg (preferably 0.1 mg/kg) as the lower limit to 2000 mg/kg (preferably 500 mg/kg, more preferably 100 mg/kg) as the upper limit in a single dose or in several divided doses in accordance with the symptoms. In the case of intravenous administration, the daily dosage of compound A for a human adult varies from 0.001 mg/kg (preferably 0.01 mg/kg) as the lower limit to 500 mg/kg (preferably 50 mg/kg) as the upper limit which is preferably administered in a single dose or in several divided doses in accordance with the symptoms.

(Best Mode for carrying out the invention)

Examples

5-[4-(6-Methoxy-1-methyl-1H-benzimidazol-2-ylmethoxy)benzyl]thiazolidin-2,4-dione hydrochloride

(1) 5-[4-(6-Methoxy-1-methyl-1H-benzimidazol-2-ylmethoxy)benzyl]thiazolidin-2,4-dione (Compound B)

A mixture of 21.8 g of 5-methoxy-N-methyl-1,2-phenylenediamine (see Referential Example 9, Japanese Patent Application Publication No. Hei-9 (1997)-295970), 63.4 g of 5-(4-methoxycarbonylmethoxybenzyl)thiazolidin-2, 4-dione (see Referential Example 21, Japanese Patent Application Publication No. Hei9-(1997)-295970), 250 ml of 1, 4-dioxane and 750 ml of conc. hydrochloric acid was heated under reflux for 60 hours. The reaction mixture was cooled with ice, and the precipitate was filtered. The precipitate was mixed with 800 ml of 5 % aqueous sodium hydrogencarbonate solution and stirred at room temperature for 2 hours. The insoluble material was filtered, dissolved in a mixture of 1000 ml of N, N-dimethylformamide and 200 ml of methanol and treated with activated charcoal. The activated charcoal was filtered off, and the filtrate was concentrated to about 50 ml by evaporating the solvents. To the residue was added 750 ml of diethyl ether and this was then allowed to stand at room temperature for 2 days. The precipitate was filtered to give 20.1 g of the desired compound having a melting point of 267-271°C having an R<sub>f</sub> = 0.68 (thin layer chromatography on silica gel; 5 % ethanol-methylene chloride solution).

(2) 5-[4-(6-Methoxy-1-methyl-1H-benzimidazol-2-ylmethoxy)benzyl]thiazolidin-2, 4-dione hydrochloride (Compound A)

A mixture of 10.6 g of 5-[4-(6-methoxy-1-methyl-1H-benzimidazol-2-ylmethoxy)benzyl]thiazolidin-2,4-dione (Compound B) obtained in (1) and 100 ml of 4N hydrochloric acid - 1,4-dioxane was stirred at room temperature for 1 hour. The reaction mixture was concentrated and mixed with ethyl acetate. The precipitated product was filtered and washed with ethyl acetate to give 11.0 g of the title compound having a melting point of 275-277°C.

<sup>1</sup>H-NMR spectrum:

<sup>1</sup>H-NMR spectrum (400 MHz) measured in deuterated dimethyl sulfoxide by using TMS (tetramethylsilane) as an internal standard:  $\delta$  (ppm) : 3.11 (1H, dd, J= 14Hz and 9Hz), 3.34 (1H, dd, J= 14Hz and 4 Hz), 3.89 (3H, s), 3.98 (3H, s), 4.91 (1H, dd, J= 9Hz and 4 Hz), 5.64 (2H, s), 7.14 (2H, d, J= 9Hz), 7.15 (1H, d, J= 9Hz), 7.25 (2H, d, J= 9Hz), 7.50 (1H, s), 7.70 (1H, d, 9Hz), 12.04 (1H, s, disappeared by adding D<sub>2</sub>O)

### Biological Test Experiment

Male spontaneously diabetic rats (ZDF/Gmi-fa/fa) which were 8-10 weeks old were used.

The test compound was suspended in 0.5 % CMC solution, and a dose of 0.33 mg/ml/kg was orally administered consecutively for 2 weeks under compulsion. The blood sugar level was measured in a conventional manner. Thus, the tail end (about 1 mm) of rat was cut, and the blood was collected with a hematocrit tube treated with heparin for anti-coagulation and centrifuged. The resultant plasma was measured with Glucolader F (A&T).

Table 1 shows the results of the blood sugar lowering activity test on Compound A (this invention), a non-treated group and Compound B. Further, all the values of Table 1 mean average value of the test result using 6 spontaneously diabetic male rats (ZDF/Gmi-fa/fa).

(Table 1)

	Blood Sugar Level (mg/dl)			
	0 Hour	3 Days	7 Days	14 Days
Non-treated Group	456	495	576	590
Compound B	456	379	409	535
Compound A	456	228	206	207

It was evident from the result of Table 1 that Compound A of the present invention showed a more excellent hypoglycemic activity than Compound B, its free form.

Further, on the contrary the blood sugar level in the non-treated group increased with the lapse of time.

**Solubility Experiment**

To 200 ml of the 1<sup>st</sup> fluid of Japanese Pharmacopeia (1000 ml solution made by mixing 2.0 g of sodium chloride with 7.0 ml of hydrochloric acid and water) were added 40 mg of Compound A or Compound B, and the mixture was stirred with a stirrer at 37°C in a 300 ml conical beaker. One hour later, 10 ml of the sample were filtered through Acrodisk LC13 (PVDF, manufactured by German Science Co.). The initial 3 ml were discarded, and the following 7 ml were taken into a test tube. Of this sample, 5 ml were taken accurately with a whole pipette and added to 2 ml of methanol accurately measured in advance in a test tube.

The quantity was measured by HPLC and the solubility was decided from a calibration curve made according to the following procedure.

The calibration curve was made by preparing a methanolic standard solution of Compound A at a concentration of 400µg/ml, 100µg/ml and 20µg/ml, mixing each 2 ml of the standard solution with 5 ml of the 1<sup>st</sup> fluid of Japanese Pharmacopeia and determined by HPLC.

**HPLC Condition:**

Analytical column: L-column ODS (4.6 mm IDx15 cm, manufactured by Chemicals Evaluation Research Institute Japan)

Mobile phase: 0.01 mol/L acetic acid buffer solution (pH 5.0)/acetonitrile mixture (13:7)

Flow rate: about 1.0 ml /min.

Column temperature: 40°C.

Detector: ultraviolet absorptiometer (measuring wavelength: 290 nm)

Table 2 shows the result.

	0 Hour	Solubility 1.0 hour later (µg/mL)
Compound B	0.0	41.0
Compound A	0.0	86.4

It is evident from the result of Table 2 that Compound A prepared by

converting Compound B into its hydrochloride shows a markedly better solubility than Compound B.

#### Formulation Example

Formulations containing Compound A of the present invention as an active ingredient can be prepared, for example, according to the following methods.

##### Formulation 1. Powder

A powder is prepared by pulverizing a mixture of 4 g of Compound A of the present invention, 10 g of polyvinylpyrrolidone and 0.5 g of hydroxypropylmethyl cellulose (trade mark TC-5E manufactured by Shin-Etsu Chemical Co., Ltd.) in a vibration mill for 30 minutes.

##### Formulation 2. Capsule

In a mixture of 100 g of acetone and 100 g of ethanol are dissolved 20 g of Compound A and 20 g of polyvinylpyrrolidone, and the solution is sprayed over 200 g of sodium cross-carmellose using a fluidized bed granulator to give granules. The granules (10 g) are mixed with 0.1 g of hydroxypropylmethyl cellulose (trade-mark TC-5E manufactured by Shin-Etsu Chemical Co., Ltd.) and 1.9 g of lactose. Then, 0.24 g of the mixture are charged in a gelatin capsule to give the capsule. This capsule contains 0.1 g of Compound A.

##### Formulation 3. Tablet

1 g of Compound A and 1 g of polyvinylpyrrolidone are dissolved in a mixture of 5 g of acetone and 5 g of ethanol, and the solution is concentrated in vacuo with a rotary evaporator to remove the organic solvents. The solid thus-obtained is pulverized to give fine granules. To 1 g of the fine granules are added 0.25 g of crystalline cellulose, 0.25 g of low substituted hydroxypropyl cellulose, 0.05 g of hydroxypropylmethyl cellulose (trade mark TC-5E, manufactured by Shin-Etsu Chemical Co., Ltd.), 0.18 g of lactose and 0.2 g of magnesium stearate, and the mixture is tableted by a tablet machine to give tablets.

#### (Industrial Applicability)

The present compound, 5-[4-(6-methoxy-1-methyl-1H-benzimidazol-2-ylmethoxy)benzyl]thiazolidin-2, 4-dione hydrochloride shows excellent insulin tolerance improving activity, hypoglycemic activity, anti-inflammatory activity, immunoregulatory activity, aldose reductase inhibiting activity, 5-lipoxygenase

inhibiting activity, peroxidized lipid production suppressing activity, PPAR activating activity, anti-osteoporosis activity, leukotrienes antagonistic activity, fat cell formation promoting activity, cancer cell proliferation suppressing activity and calcium antagonistic activity.

Accordingly, the compound of the present invention is useful as a prophylactic and/or therapeutic agent for diabetes mellitus, hyperglycemia, impaired glucose tolerance, diabetic complications (e.g., retinopathy, nephropathy, neurosis, cataracts, coronary artery diseases), hyperlipidemia, obesity, hypertension, fatty liver, arteriosclerosis, diseases caused by insulin resistance, gestational diabetes, polycystic ovary syndrome, cardiovascular diseases (e.g., ischemic heart disease), cell lesions caused by atherosclerosis or ischemic heart disease (e.g., brain damage induced by stroke), gout, inflammatory diseases (e.g., arthroseitis, pain, fever, rheumatoid arthritis, inflammatory enteritis, acne, sunburn, psoriasis, eczema, allergic diseases, asthma, GI ulcer, cachexia, autoimmune diseases, pancreatitis), cancer, osteoporosis, cataracts and the like.

The embodiments of the present invention in which an exclusive property or privilege is claimed are defined as follows:

1. A pharmaceutical composition comprising 5-[4-(6-Methoxy-1-methyl-1H-benzimidazol-2-ylmethoxy)benzyl]-thiazolidin-2, 4-dione hydrochloride, or a solvate thereof, together with a pharmaceutically acceptable carrier, for the prophylaxis or treatment of hyperglycemia.
2. A pharmaceutical composition comprising 5-[4-(6-Methoxy-1-methyl-1H-benzimidazol-2-ylmethoxy)benzyl]-thiazolidin-2, 4-dione hydrochloride, or a solvate thereof, together with a pharmaceutically acceptable carrier, for the prophylaxis or treatment of impaired glucose tolerance.
3. A pharmaceutical composition comprising 5-[4-(6-Methoxy-1-methyl-1H-benzimidazol-2-ylmethoxy)benzyl]-thiazolidin-2, 4-dione hydrochloride, or a solvate thereof, together with a pharmaceutically acceptable carrier, for the prophylaxis or treatment of diabetic complications.
4. A pharmaceutical composition comprising 5-[4-(6-Methoxy-1-methyl-1H-benzimidazol-2-ylmethoxy)benzyl]-thiazolidin-2, 4-dione hydrochloride, or a solvate thereof, together with a pharmaceutically acceptable carrier, for the prophylaxis or treatment of diseases caused by insulin tolerance.
5. Use of 5-[4-(6-Methoxy-1-methyl-1H-benzimidazol-2-ylmethoxy)benzyl]-thiazolidin-2, 4-dione hydrochloride, or a solvate thereof, in the manufacture of a medicament for improving insulin resistance.
6. Use of 5-[4-(6-Methoxy-1-methyl-1H-benzimidazol-2-ylmethoxy)benzyl]-thiazolidin-2, 4-dione hydrochloride, or a solvate thereof, in the manufacture of a medicament for the prophylaxis or treatment of hyperglycemia.

7. Use of 5-[4-(6-Methoxy-1-methyl-1H-benzimidazol-2-ylmethoxy)benzyl]-thiazolidin-2, 4-dione hydrochloride, or a solvate thereof, in the manufacture of a medicament for the prophylaxis or treatment of diabetic complications.

8. Use of 5-[4-(6-Methoxy-1-methyl-1H-benzimidazol-2-ylmethoxy)benzyl]-thiazolidin-2, 4-dione hydrochloride, or a solvate thereof, in the manufacture of a medicament for the prophylaxis or treatment of impaired glucose tolerance.

