United States Patent [19]

Mathus et al.

[11] **Des. 245,300**

[45] ** **Aug. 9, 1977**

[54] **MAGNETIC TAPE WALL STORAGE UNIT**

[75] Inventors: **Gregory Mathus,** Sudbury; **George Lyman,** Weston, both of Mass.; **David Roche,** Nashua, N.H.

[73] Assignee: **Data Packaging Corporation,** Cambridge, Mass.

[**] Term: **14 Years**

[21] Appl. No.: **672,780**

[22] Filed: **Apr. 1, 1976**

[51] **Int. Cl.** ..... **D6—04**

[52] **U.S. Cl.** **D6/130**

[58] **Field of Search** D6/85, 114, 116, 117, D6/118, 132, 137, 157, 181, 185, 186, 188, 189, 130; 211/13, 40, 87, 90; 206/387, 307, 309

[56] **References Cited**

U.S. PATENT DOCUMENTS

3,677,396	7/1972	Staar	206/387
D. 212,192	9/1968	Adell	D6/188
D. 233,375	10/1974	Berkman	D6/188
D. 235,833	7/1975	McRae	D6/188

Primary Examiner—Wallace R. Burke
Assistant Examiner—B. J. Bullock
Attorney, Agent, or Firm—George L. Greenfield

[57] **CLAIM**

The ornamental design for a magnetic tape wall storage unit, as shown and described.

DESCRIPTION

FIG. **1** is a perspective view of a magnetic tape wall storage unit showing our new design;
FIG. **2** is an enlarged front elevation view thereof;
FIG. **3** is a top plan view thereof;
FIG. **4** is a side elevation view taken from the right of FIG. **1,** the side opposite being a mirror image thereof;
FIG. **5** is a rear elevation view thereof; and
FIG. **6** is a bottom plan view thereof.
The left side view not shown is a mirror image of the right side view of FIG. **4.**

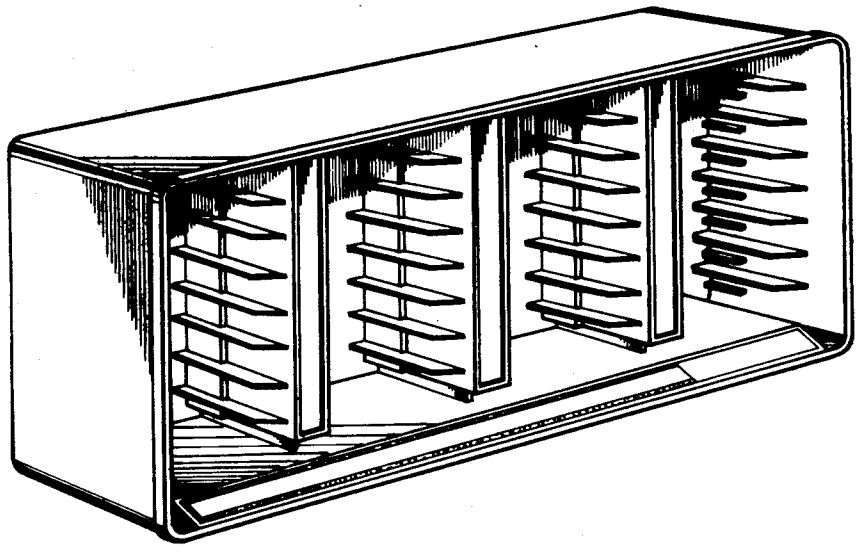

Fig. 1

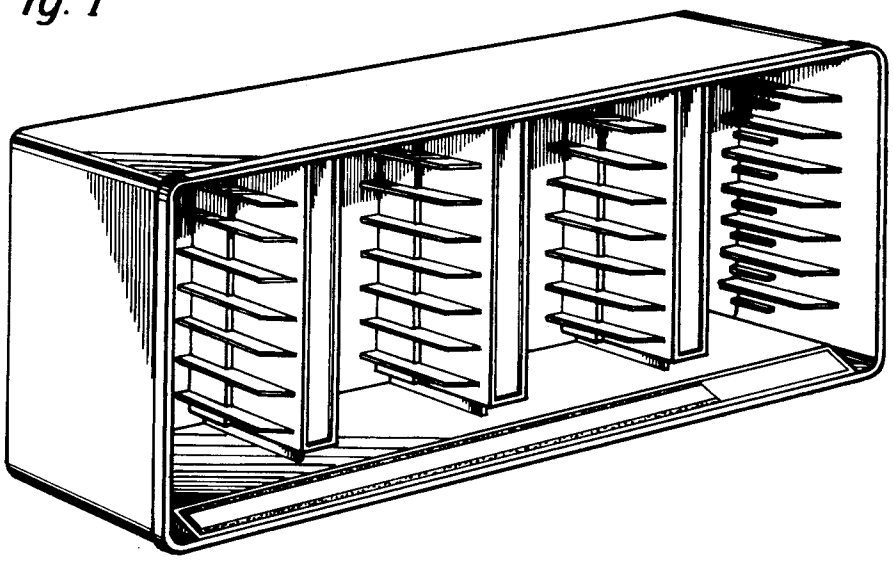

Fig. 2

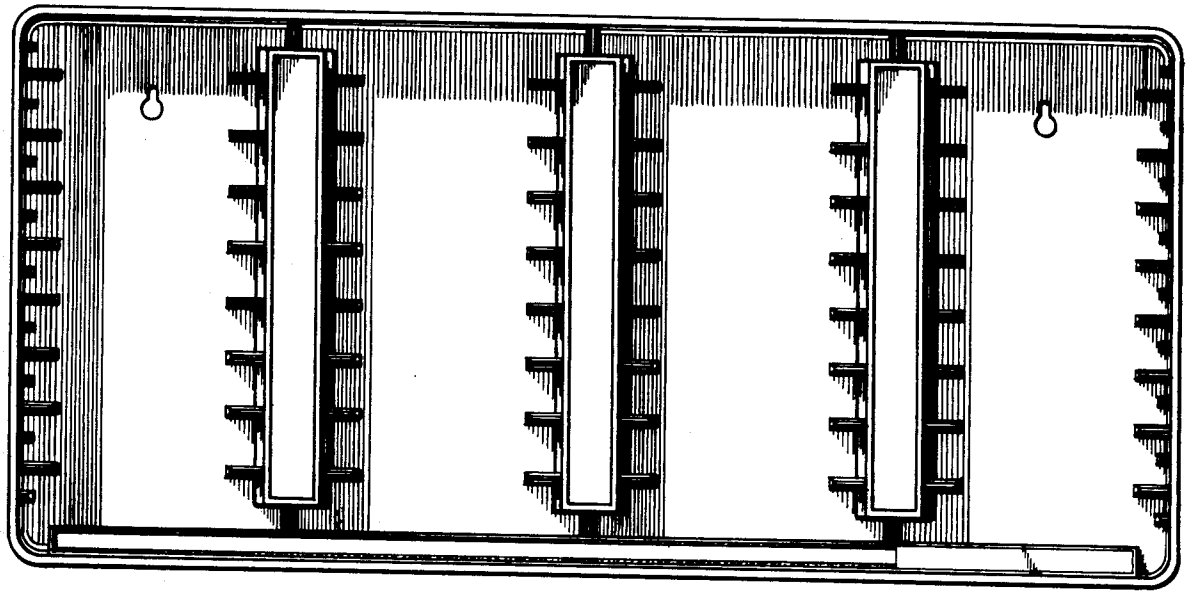

Fig. 3

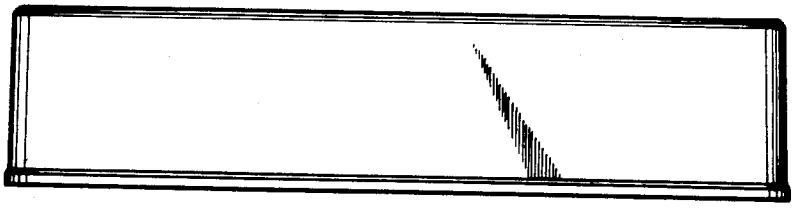

Fig. 4



Fig. 5

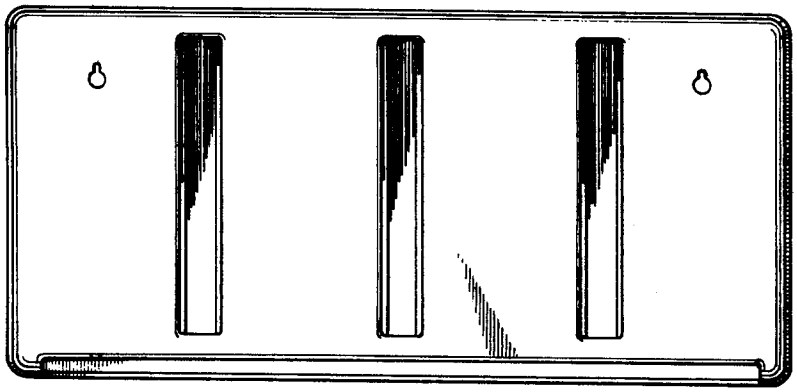

Fig. 6

