



US00D765413S

(12) **United States Design Patent**
Derr

(10) **Patent No.:** **US D765,413 S**

(45) **Date of Patent:** **** Sep. 6, 2016**

(54) **SPECIALIZED STRAP WITH A
SPECIALIZED CINCHING MECHANISM**

D741,067 S * 10/2015 Votel D3/327

* cited by examiner

(71) Applicant: **Dedric Michal Derr**, Oklahoma City,
OK (US)

Primary Examiner — Holly Baynham

(72) Inventor: **Dedric Michal Derr**, Oklahoma City,
OK (US)

(57)

CLAIM

The ornamental design for a specialized strap with a spe-
cialized cinching mechanism, as shown and described.

(**) Term: **14 Years**

DESCRIPTION

(21) Appl. No.: **29/523,719**

(22) Filed: **Apr. 13, 2015**

(51) **LOC (10) Cl.** **03-01**

(52) **U.S. Cl.**
USPC **D3/327**

(58) **Field of Classification Search**
USPC D3/318, 327
CPC A45C 11/18; A45C 11/182
See application file for complete search history.

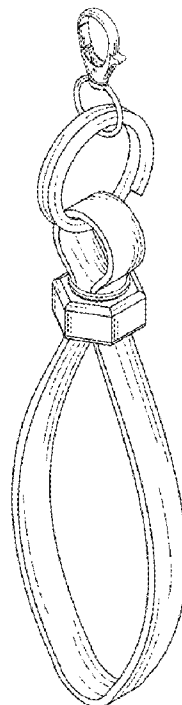
FIG. 1 is a perspective view of a specialized strap with a
specialized cinching mechanism showing my new design;
FIG. 2 is a front elevational view thereof;
FIG. 3 is a rear elevational view thereof;
FIG. 4 is a left side elevational view thereof;
FIG. 5 is a right side elevational view thereof;
FIG. 6 is a top plan view thereof;
FIG. 7 is a bottom plan view thereof;
FIG. 8 is an exploded view thereof;
FIG. 9 is a perspective view thereof, revealing the separation
of a cinching device, with a nut pulled away from a hanging
device; and
FIG. 10 is a perspective view thereof, revealing a cinching
device pulled away from a hanging device; and,
FIG. 11 is a perspective view of the specialized strap with a
specialized cinching mechanism, showing the specialized
strap with a specialized cinching mechanism engaged with
a cell phone.

(56) **References Cited**

U.S. PATENT DOCUMENTS

D462,523 S * 9/2002 Kalbach D3/327
D623,861 S * 9/2010 Kope D3/327
D734,742 S * 7/2015 Fujioka D14/217

1 Claim, 11 Drawing Sheets






FIG. 1

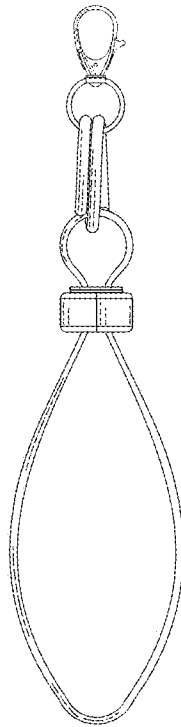


FIG. 2

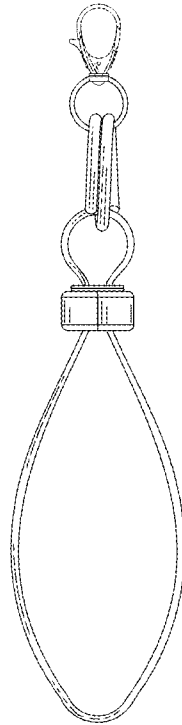


FIG. 3

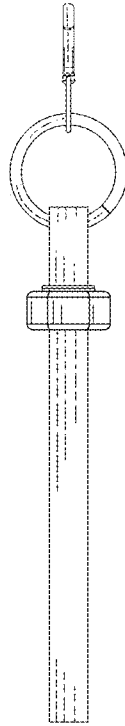


FIG. 4

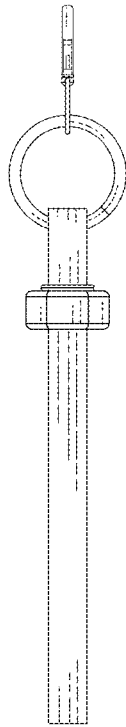


FIG. 5

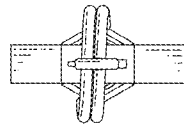


FIG. 6

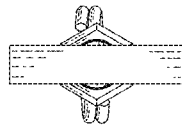


FIG. 7

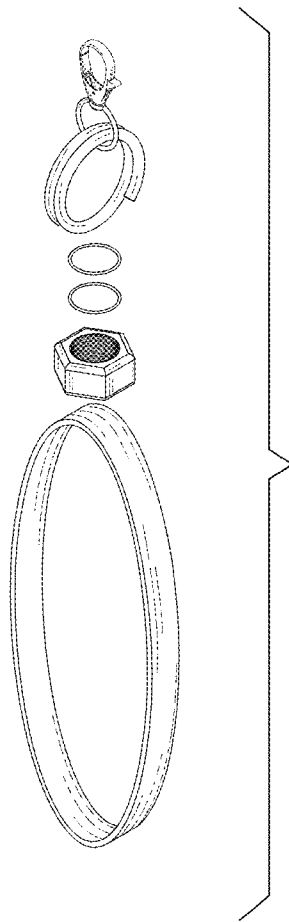


FIG. 8

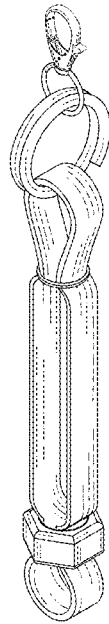


FIG. 9




FIG. 10

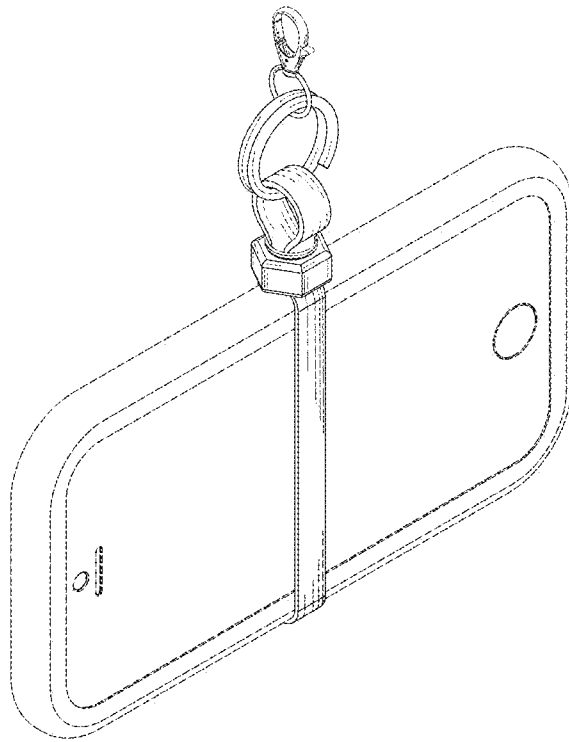


FIG. 11