



US00D850002S

(12) **United States Design Patent** (10) **Patent No.:** **US D850,002 S**
Bates et al. (45) **Date of Patent:** **** *May 28, 2019**

(54) **HAIR STRAIGHTENER**

(56) **References Cited**

(71) Applicant: **Dyson Technology Limited**, Wiltshire (GB)

U.S. PATENT DOCUMENTS

(72) Inventors: **Adam James Bates**, Oxford (GB);
Alexander Stuart Knox, Swindon (GB); **Andrea Ee-Va Lim**, Bristol (GB); **Robert Mark Brett Coulton**, Bristol (GB); **Frederick Stuart Grotrian**, Swindon (GB); **Oliver Andrew Charles Whittaker**, Fife (GB); **Peter David Gammack**, Gloucester (GB); **Samuel James Czerpak**, Reading (GB); **Stephen Benjamin Courtney**, Gloucester (GB); **Tom Vallance Hamilton Crawford**, Bristol (GB)

D575,453	S *	8/2008	Overend	D28/35
D609,401	S *	2/2010	Yang	D28/35
D618,395	S *	6/2010	Mau	D28/35
8,232,505	B2 *	7/2012	Hottenrott	A45D 1/06
					132/232
D682,467	S *	5/2013	Kim	D28/35

(Continued)

(73) Assignee: **Dyson Technology Limited**, Malmesbury, Wiltshire (GB)

OTHER PUBLICATIONS

www.amazon.com, Furiden Professional Hair Straightener, reviewed as early as Nov. 2017, 1 page (Year: 2017).*

Primary Examiner — Jennifer Rivard

(74) *Attorney, Agent, or Firm* — Morrison & Foerster LLP

(*) Notice: This patent is subject to a terminal disclaimer.

(57) **CLAIM**

We claim the ornamental design for a hair straightener, as shown and described.

(**) Term: **15 Years**

DESCRIPTION

(21) Appl. No.: **29/625,478**

(22) Filed: **Nov. 9, 2017**

(30) **Foreign Application Priority Data**

May 12, 2017 (EM) 003999002-0001

(51) **LOC (11) Cl.** **28-03**

(52) **U.S. Cl.**
USPC **D28/35**

(58) **Field of Classification Search**
USPC D28/35–38
CPC ... A45D 2/12; A45D 2/14; A45D 2/36–2/367;
A45D 2/001–2/002; A45D 2/06; A45D
2/40; A45D 1/00; A45D 1/02–1/04; A45D
1/06; A45D 1/10; A45D 1/16; A45D 1/28

See application file for complete search history.

FIG. 1 is a front perspective view of a hair straightener showing our new design in an open position;

FIG. 2 is a rear perspective view thereof showing the hair straightener in a closed position;

FIG. 3 is a side view thereof showing the hair straightener in the open position;

FIG. 4 is a side view of the opposite side of FIG. 3 showing the hair straightener in the closed position;

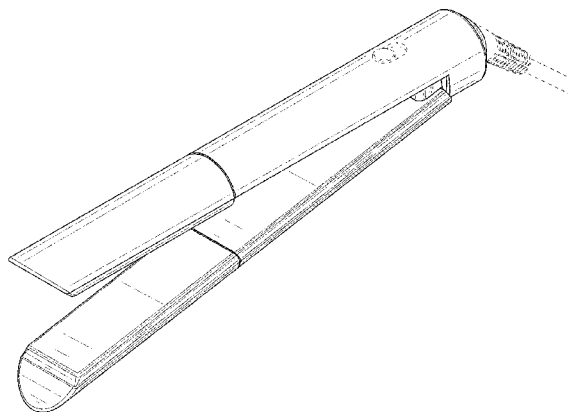
FIG. 5 is a top view thereof;

FIG. 6 is a bottom view thereof; and,

FIG. 7 is a front view thereof showing the hair straightener in the closed position.

The broken lines shown in the drawings illustrate portions of a hair straightener that form no part of the claimed design.

1 Claim, 7 Drawing Sheets



(56)

References Cited

U.S. PATENT DOCUMENTS

D719,296	S	*	12/2014	Brady	D28/35
D780,374	S	*	2/2017	Yu	D28/35
D798,503	S	*	9/2017	Ceva	D28/35
D825,848	S	*	8/2018	Brady	D28/35
2017/0164707	A1	*	6/2017	Cowdry	A45D 2/001

* cited by examiner

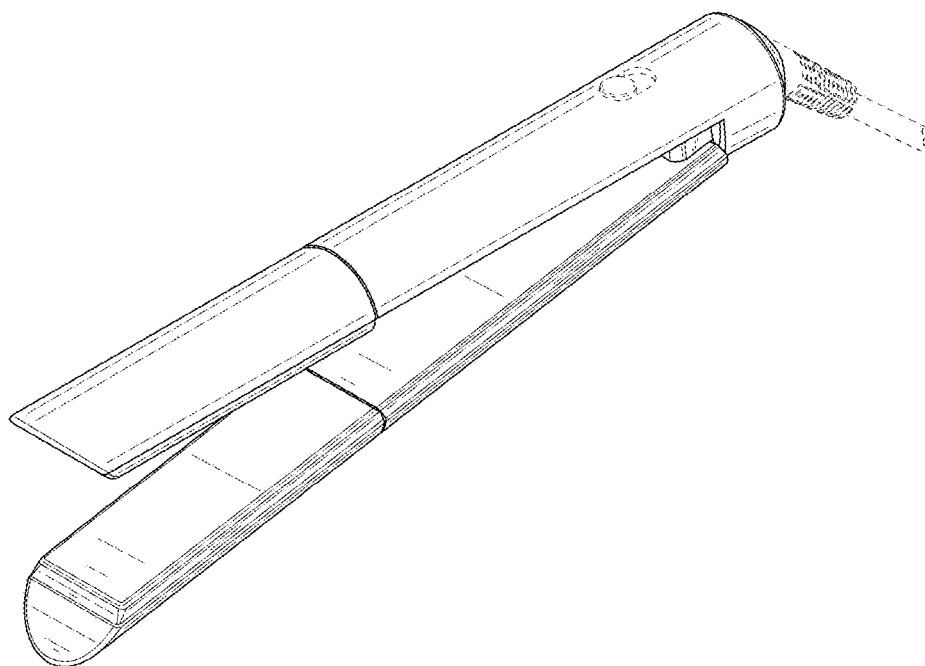


FIG. 1

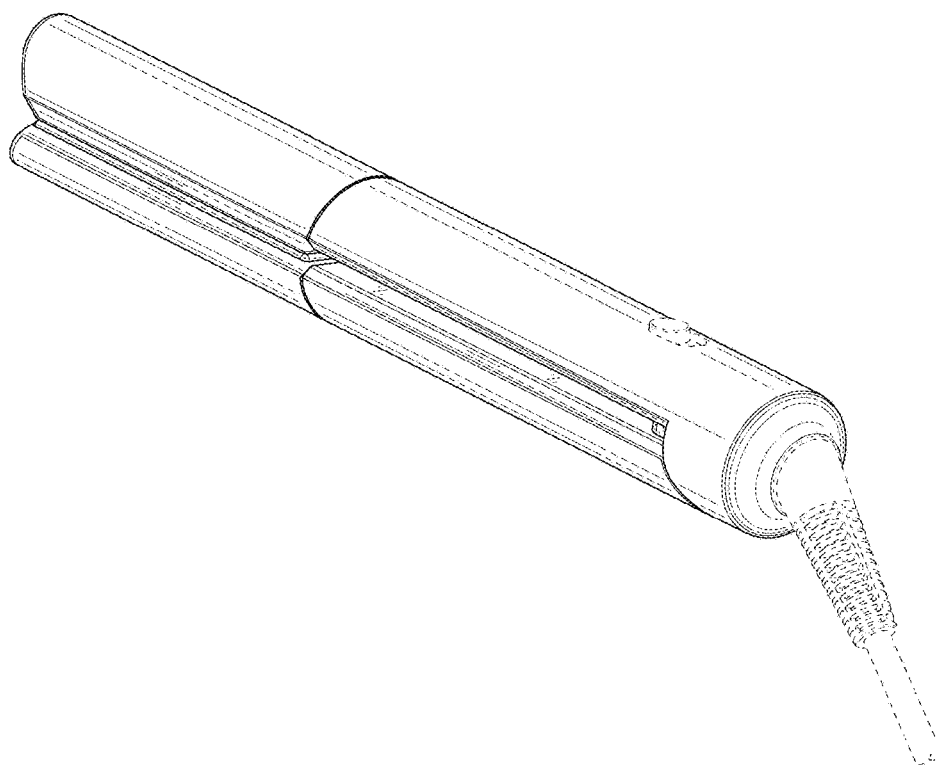


FIG. 2

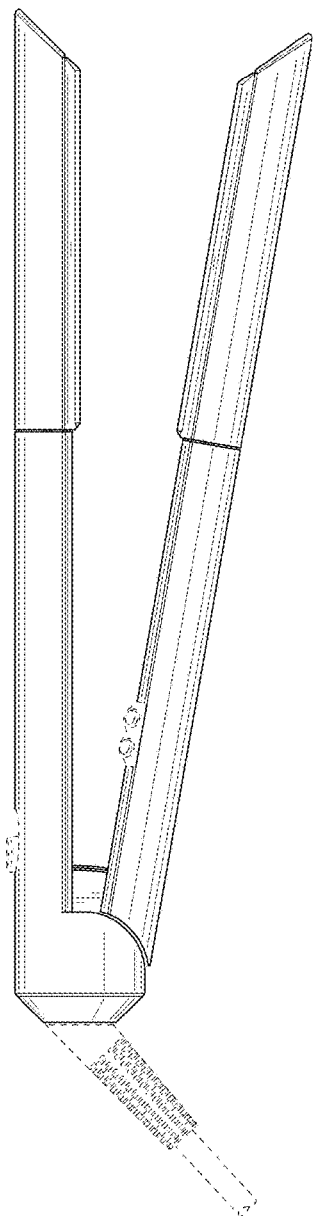


FIG. 3

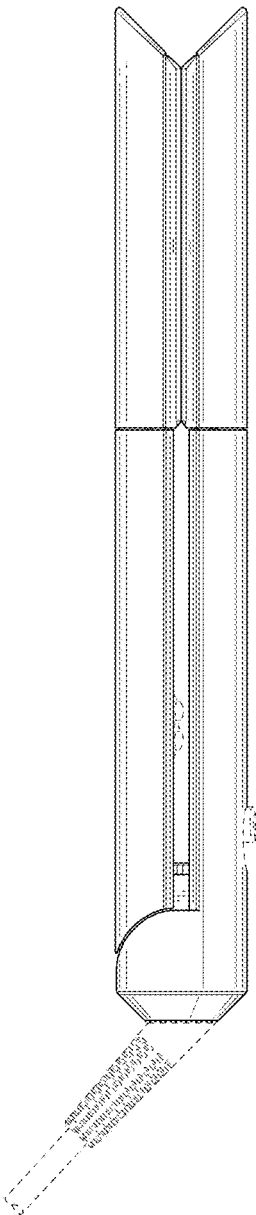


FIG. 4




FIG. 5




FIG. 6

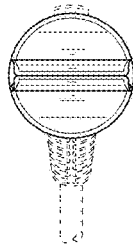


FIG. 7