



(22) Date de dépôt/Filing Date: 2001/01/12

(41) Mise à la disp. pub./Open to Public Insp.: 2001/07/19

(45) Date de délivrance/Issue Date: 2013/06/04

(62) Demande originale/Original Application: 2 397 398

(30) Priorité/Priority: 2000/01/14 (US60/176,150)

(51) Cl.Int./Int.Cl. *H04W 80/00* (2009.01)

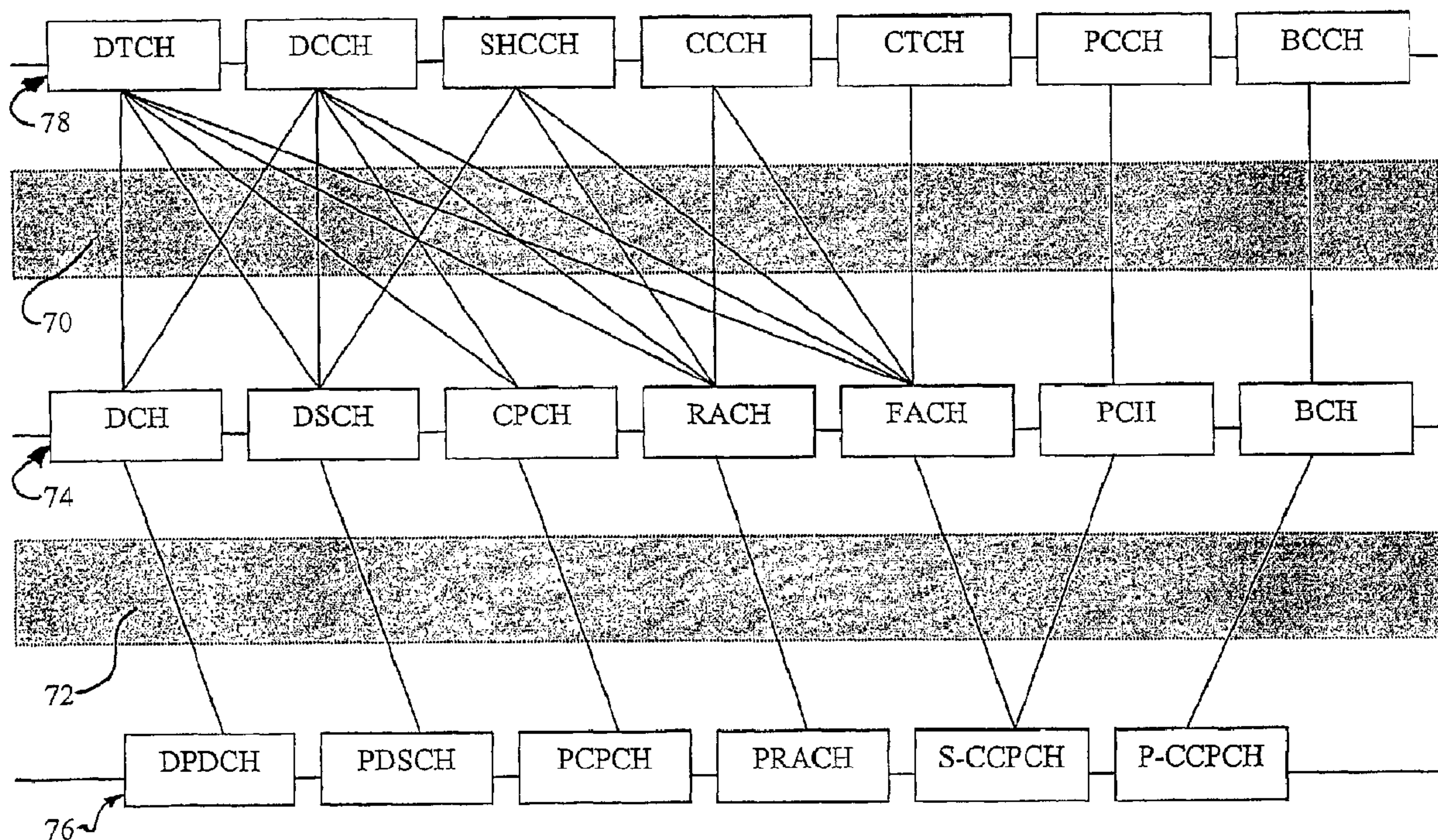
(72) Inventeur/Inventor:
TERRY, STEPHEN E., US

(73) Propriétaire/Owner:
INTERDIGITAL TECHNOLOGY CORPORATION, US

(74) Agent: RIDOUT & MAYBEE LLP

(54) Titre : SYSTEME DE COMMUNICATION SANS FIL AVEC BLOCS DE TRANSPORT A NOMBRE DE BITS
SELECTIVEMENT DETERMINE

(54) Title: WIRELESS COMMUNICATION SYSTEM WITH SELECTIVELY SIZED DATA TRANSPORT BLOCKS



(57) Abrégé/Abstract:

A CDMA telecommunication system utilizes a plurality of protocol layers including a physical layer and a medium access control (MAC) layer such that the MAC layer provides data to the physical layer via plurality of transport channels (TrCHs). Each TrCH is associated with a set of logical channels. The physical layer receives blocks of data for transport such that the transport blocks (TBs) includes a MAC header and logical channel data for a selected logical channel associated with a given TrCH. Each TB has one of a selected limited, finite number of TB bit sizes. The logical channel data for each TB has a bit size evenly divisible by a selected integer N greater than three (3). The MAC header for each TB has a bit size such that the MAC header bit size plus the logical channel data bit size equals one of the TB bit sizes. A fixed MAC header bit size is associated with each logical channel for a given TrCH and is selected such that each fixed MAC header bit size equals M modulo N where M is an integer greater than 0 and less than N, i.e. each MAC header for a given TrCH has a bit offset equal to M.



ABSTRACT

A CDMA telecommunication system utilizes a plurality of protocol layers including a physical layer and a medium access control (MAC) layer such that the MAC layer provides data to the physical layer via plurality of transport channels (TrCHs). Each TrCH is associated with a set of logical channels. The physical layer receives blocks of data for transport such that the transport blocks (TBs) includes a MAC header and logical channel data for a selected logical channel associated with a given TrCH. Each TB has one of a selected limited finite number of TB bit sizes. The logical channel data for each TB has a bit size evenly divisible by a selected integer N greater than three (3). The MAC header for each TB has a bit size such that the MAC header bit size plus the logical channel data bit size equals one of the TB bit sizes. A fixed MAC header bit size is associated with each logical channel for a given TrCH and is selected such that each fixed MAC header bit size equals M modulo N where M is an integer greater than 0 and less than N , i.e. each MAC header for a given TrCH has a bit offset equal to M .

TITLE OF THE INVENTION**WIRELESS COMMUNICATION SYSTEM WITH
SELECTIVELY SIZED DATA TRANSPORT BLOCKS**

This application is a divisional of Canadian patent application Serial No. 2,397,398 filed internationally on January 12, 2001 and entered nationally on July 12, 2002.

The present invention relates to wireless communication systems and, in particular, the selective sizing of data blocks for wireless transport of data in an efficient manner.

BACKGROUND OF THE INVENTION

Radio interfaces such as those proposed by the 3rd Generation Partnership Project (3G) use Transport Channels (TrCHs) for transfer of user data and signaling between User Equipment (UE), such as a Mobile Terminal (MT), and a Base Station (BS) or other device within node of a communication network. In 3G Time Division Duplex (TDD), TrCHs are a composite of one or more physical channels defined by mutually exclusive physical resources. TrCH data is transferred in sequential groups of Transport Blocks (TBs) defined as Transport Block Sets (TBSs). Each TBS is transmitted in a given Transmission Time Interval (TTI). User Equipment (UE) and Base Station (BS) physical reception of TrCHs require knowledge of Transport Block (TB) sizes.

For each TrCH, a Transport Format Set (TFS) is specified containing Transport Formats (TFs). Each TF, defines a TBS composed of a specified number of TBs

where each TB preferably has the same size within a given TBS. Thus, a finite number of potential TB sizes are defined with respect to each TrCH.

Radio Resource Control (RRC) signaling is required between the BS and UE to define the attributes of each established TrCH, including a list of potential TB sizes. Signaling over the radio interface introduces system overhead, which reduces the physical resources available for user data transmission. Therefore, it is important to minimize RRC signaling and the number of potential TrCH TB sizes respectively.

All data transferred by specific TrCHs must fit into the TB sizes specified for the TFS of a particular TrCH. However, variable size data blocks exist that can not be predicted, for Radio Access Network (RAN) and Core Network (CN) signaling data, as well as Non-Real Time (NRT) user data transmissions.

To allow for the transfer of variable size data blocks, a Radio Link Control (RLC) provides a segmentation and re-assembly multiplexing function and a padding function. The segmentation and re-assembly multiplexing function reduces the size prior to transmission and is used when the transferred data block is larger than the maximum allowed TB size. The padding function increases the data block or segmented data block size by padding with extra bits to fit a TB size.

Segmentation and re-assembly of data over more than one TTI is permitted for some, but not all, types of data. In 3G, it is not permitted, for example, for Common Control Channel (CCCH) logical data. Thus, the payload requirements for a TrCH carrying logical CCCH data are inherently restricted. The RLC processing results in blocks of data called Protocol Data Units (PDUs). A certain

amount of each RLC PDU is required for control information. Using a relatively small RLC PDU results in a lower transfer data to control information ratio consequently resulting in a less efficient use of radio resources. The RLC padding function is used when the transferred data block is not equal to any of the allowed TB sizes. Likewise, the greater the difference between the transferred data block size and the next larger allowed TB size results in lowering the transfer data to used physical resources ratio consequently resulting in a less efficient use of radio resources. Therefore, it is important to maximize the number of potential TB sizes.

Lowering the number of TB sizes reduces RRC signaling overhead and increases radio interface efficiency. Increasing the number of TB sizes reduces RLC overhead and increases radio interface efficiency. It is therefore important to make the best use of the specified TB sizes for each TrCH.

TB sizes are the sum of the RLC PDU size and a Medium Access Control (MAC) header size. The MAC header size is dependent of the class of traffic, which is indicated by the Logical Channel type. A Target Channel Type Field (TCTF) is provided in the MAC header to indicate to which logical channel a TB is assigned. A TrCH can support multiple logical channel types. This means that the finite number of allowed TB sizes must support several MAC header sizes.

For RAN and CN signaling data and NRT user data, the RLC generates octet aligned (8 bit quantities) PDU sizes. Thus, the RLC PDUs are defined as groups of a selected number of octets, such that the RLC PDU bit size is always evenly divided by eight, i.e. the RLC PDU bit size always equals 0 modulo 8. This characteristic is maintained even when padding is required.

Applicant has recognized that, if MAC header sizes for different Logical Channel types have mutually exclusive bit offsets, TB sizes can not be generically used for all transmissions. TB sizes have to be defined for specific MAC headers and logical channels respectively. This increases signaling overhead and reduces RLC PDU size options, which results in less efficient use of radio resources.

Specifying octet aligned MAC header sizes as is currently done in some 3rd generation systems allows for some sharing of TB sizes between different Logical Channel types, but also increases MAC signaling overhead since the MAC header size must be at least 8 bits in such situations. For example, see ‘MAC Protocol Specification, TS 25.321, V3.0.0 (1999-06)’ Third Generation Partnership Project, Technical Specification Group, June 1999, pages 1-35. In 3rd generation TDD mode, certain TrCH and Logical Channel combinations have very limited transfer block sizes and increasing MAC overhead should be avoided. Therefore, in TDD, TB size definitions are specific to Logical Channel specific MAC header bit offsets, and as described, reduce overall radio resource efficiency.

Applicant has recognized that without common MAC header bit offsets, it is not possible for MT down-link and BS up-link transmissions to octet align received frames in a physical layer since the bit offset is based on the logical channel type which cannot be known while at the physical layer. Therefore, TB’s have to be transferred to layer 2 for logical channel determination before bit shifting can occur. This means that considerable processing overhead is introduced for these TrCH’s. Applicant has recognized that with TrCH specific bit aligned MAC

headers, bit shifting is known at the physical layer and no additional processing overhead is introduced.

SUMMARY OF THE INVENTION

5

A CDMA telecommunication system utilizes a plurality of protocol layers including a physical layer and a medium access control (MAC) layer such that the MAC layer provides data to the physical layer via plurality of transport channels (TrCHs). Each transport channel (TrCH) is associated with a set of logical
10 channels for transporting logical channel data within transport channel data. At least one TrCH is associated with a set of logical channels having at least two logical channels of different types.

The physical layer receives blocks of data for transport such that the transport blocks (TBs) of data includes a MAC header and logical channel data for
15 one of the TrCHs. Each TB transports data for a given TrCH such that the logical channel data includes data associated with a selected logical channel from the set of logical channels associated with the given TrCH. Each TB has one of a selected limited finite number of TB bit sizes. The logical channel data for each TB has a bit size evenly divisible by a selected integer N greater than three (3). N is
20 preferably eight (8) so that the logical data is in the form of an RLC PDU defined in terms of octets of data bits. Preferably the data manipulation and formatting is performed by one or more computer processors.

The MAC header for each TB includes data identifying the selected logical channel and has a bit size such that the MAC header bit size plus the logical

channel data bit size equals one of the TB bit sizes. The MAC header bit size is fixed for TBs transporting data for the same TrCH and same selected logical channel, but may be

different from the MAC header bit size for TBs transporting data for either a
5 different TrCH or a different selected logical channel.

Preferably, for TrCHs associated with a set of multiple types of logical channels, a fixed MAC header bit size is associated with each logical channel within the set of logical channels and is selected such that each fixed MAC header bit size equals $M \text{ modulo } N$ where M is an integer greater than 0 and less than N .

10 This results in a MAC header bit offset of M which is the same for all MAC headers associated with a given TrCH. This allows for a MAC header to be smaller than N in size. Thus, when N is 8, such as for octet aligned RLC PDUs, a MAC header can be smaller than one octet of data.

Preferably, each MAC header has a data field for data identifying the
15 selected type of logical channel associated with the logical channel data. A bit size of that data field is preferably selected to determine the modulo N bit size of the MAC header, i.e. the MAC header bit offset. A shortest data field bit size is preferably provided for the data field of the MAC header of one or more logical channels of the set associated with the respective TrCH such that the logical
20 channels designated by the shortest data field size are collectively more frequently used with the respective TrCH than any other logical channel within the associate set of logical channels. Alternatively, the shortest data field bit size may be

associated with the most restricted TrCH logical channel combination payload requirement.

Preferably, the TrCHs includes a forward access channel (FACH) associated with a set of logical channels including a dedicated traffic channel (DTCH), a
 5 dedicated control channel (DCCH), a shared channel control channel (SHCCH), a common control channel (CCCH) and a common traffic channel (CTCH), and a random access channel (RACH) associated with a set of logical channels including the DTCH, the DCCH, the SHCCH and the CCCH. In such case, each MAC header preferably has a Target Channel Type Field (TCTF) for data identifying the
 10 selected logical channel type associated with the transport channel data where a bit size of the TCTF field is selected to determine the modulo N bit size M of the MAC header. The modulo N bit size M of the MAC header is preferably 3 modulo 8 for FACH and 2 modulo 8 for RACH.

The TCTF data field bit size is preferably 3 with respect to FACH MAC
 15 headers associated with the CCCH, CTCH, SHCCH and BCCH logical channels. The TCTF data field bit size is preferably 5 with respect to the FACH MAC headers associated with the DCCH and DTCH logical channels. The TCTF data field bit size is preferably 2 with respect to RACH MAC headers associated with the CCCH and SHCCH logical channels. The TCTF data field bit size is preferably
 20 4 with respect to the RACH MAC headers associated with the DCCH and DTCH logical channels.

The invention thus provides according to a first aspect, for a wireless unit for a code division multiple access (CDMA) telecommunication system having a

physical layer and a medium access control (MAC) layer, with the MAC layer providing data to the physical layer via a plurality of transport channels utilizing data transfer blocks of specific sizes for each channel, with each transport channel associated with a set of logical channels where for at least one transfer channel the

5 set of logical channels has at least two logical channels with different logical types, the wireless unit comprising a processor configured to associate, for a given transport channel associated with a logical channel set having two different types of logical channels, a fixed MAC header bit size with each logical channel within the set with each fixed MAC header bit size equal $M \bmod N$ bits where N is a

10 selected integer greater than three and M is an integer greater than zero and less than N ; the processor configured to select a logical channel having logical-channel data for transport from a set of logical channels associated with the given transport channel, with the logical-channel data for each transport block having a bit size evenly divisible by N ; and the processor configured to provide the logical-channel

15 data from the MAC layer to the physical layer via said given transport channel as a plurality of transport-blocks of data, with each transport block of data including a MAC header and logical-channel data for the transport given channel, with each transport block of data having one of a finite number of transport block (TB) bit sizes, with a first bit size of a first MAC header set to a first fixed size for transport

20 blocks transporting data for the same transport channel and same selected logical-channel data, with the first bit size of the MAC header plus the first bit size of the logical-channel data equal to one of the TB bit sizes, and with a second bit size of a second MAC header set to a second fixed size for transport blocks transporting data

for a different transport channel or different selected logical-channel data, with the second bit size of the MAC header plus the second bit size of the different logical-channel data equal to one of the TB bit sizes.

According to a second aspect, the invention provides for a method for a
 5 wireless unit configured for use in a code division multiple access (CDMA) telecommunication system having a physical layer and a medium access control (MAC) layer, with the MAC layer providing data to the physical layer via a plurality of transport channels utilizing data transfer blocks of specific sizes for each channel, with each transport channel associated with a set of logical channels
 10 where for at least one transfer channel the set of logical channels has at least two logical channels with different logical types, the method comprising the steps of associating, for a given transport channel associated with a logical channel set having two different types of logical channels, a fixed MAC header bit size with each logical channel within the set with each fixed MAC header bit size equal M
 15 modulo N bits where N is a selected integer greater than three and M is an integer greater than zero and less than N ; selecting a logical channel having logical-channel data for transport from a set of logical channels associated with the given transport channel, with the logical-channel data for each transport block having a bit size evenly divisible by N ; and providing the logical-channel data from the
 20 MAC layer to the physical layer via the given transport channel as a plurality of transport-blocks of data, with each transport block of data including a MAC header and logical-channel data for the transport given channel, with each transport block of data having one of a finite number of transport block (TB) bit sizes, with a first

bit size of a first MAC header set to a first fixed size for transport blocks transporting data for the same transport channel and same selected logical-channel data, with the first bit size of the MAC header plus the first bit size of the logical-channel data equal to one of the TB bit sizes, and with a second bit size of a second

5 MAC header set to a second fixed size for transport blocks transporting data for a different transport channel or different selected logical-channel data, with the second bit size of the MAC header plus the second bit size of the different logical-channel data equal to one of the TB bit sizes.

According to a third aspect, a wireless transmit receive unit (WTRU) for a

10 code division multiple access (CDMA) telecommunication system having a physical layer and a medium access control (MAC) layer, with the MAC layer providing data to the physical layer via a plurality of transport channels, where one transfer channel is a Time Division Duplex (TDD) forward access channel (FACH) associated with a set of logical channels including a dedicated traffic channel

15 (DTCH), a dedicated control channel (DCCH), a shared channel control channel (SHCCH), a common control channel (CCCH) and a common traffic channel (CTCH) and another transfer channel is a TDD random access channel (RACH) associated with a set of logical channels including a dedicated traffic channel

(DTCH), a dedicated control channel (DCCH), a shared channel control channel

20 (SHCCH) and a common control channel (CCCH), the WTRU comprising a processor configured to process logical-channel data for the FACH and the RACH in data units having a bit size evenly divisible by N where N is a selected integer greater than three; the processor configured to associate a MAC header having a

selected bit size with each logical channel within the set of logical channels associated with the FACH where each MAC header bit size equals M_f modulo N bits where M_f is an integer greater than zero and less than N ; the processor configured to associate a MAC header having a selected bit size with each logical

5 channel within the set of logical channels associated with the RACH where each MAC header bit size equals M_r modulo N bits where M_r is an integer greater than zero and less than N ; the processor configured to provide logical-channel data for the FACH from the MAC layer to the physical layer as transport blocks of data, such that each transport block of data that includes a MAC header and logical-

10 channel data for the FACH has one of a finite number of transport block (TB) bit sizes where the transport block bit sizes are of equal modulo N size; and the processor configured to provide logical-channel data for the RACH from the MAC layer to the physical layer as transport blocks of data, such that each transport block of data that includes a MAC header and logical-channel data for the RACH has one

15 of a finite number of transport block (TB) bit sizes where the transport block bit sizes are of equal modulo N size.

According to a fourth aspect, a wireless transmit receive unit (WTRU) for a code division multiple access (CDMA) telecommunication system having a physical layer and a medium access control (MAC) layer, with the MAC layer

20 providing data to the physical layer via a plurality of transport channels, where one transfer channel is a Time Division Duplex (TDD) forward access channel (FACH) associated with a set of logical channels including a dedicated traffic channel (DTCH), a dedicated control channel (DCCH), a shared channel control channel

(SHCCH), a common control channel (CCCH) and a common traffic channel (CTCH) and another transfer channel is a TDD random access channel (RACH) associated with a set of logical channels including a dedicated traffic channel (DTCH), a dedicated control channel (DCCH), a shared channel control channel (SHCCH) and a common control channel (CCCH), the WTRU comprising a processor configured to associate a MAC header with each logical channel within the set of logical channels associated with the FACH where each MAC header has a Target Channel Type Field (TCTF) for data identifying the type of the selected logical channel associated with the logical channel data such that the TDD FACH MAC header TCFTs for the dedicated traffic channel (DTCH) and the dedicated control channel (DCCH) have a bit size of five bits and the TDD FACH MAC header TCFTs for the shared channel control channel (SHCCH), the common control channel (CCCH) and the common traffic channel (CTCH) have a TCTF bit size of three bits; and the processor configured to associate a MAC header having a selected bit size with each logical channel within the set of logical channels associated with the RACH where each MAC header has a Target Channel Type Field (TCTF) for data identifying the type of the selected logical channel associated with the logical channel data such that the TDD RACH MAC header TCFTs for the dedicated traffic channel (DTCH) and the dedicated control channel (DCCH) have a bit size of four bits and the TDD RACH MAC header TCFTs for the shared channel control channel (SHCCH) and the common control channel (CCCH) have a TCTF bit size of two bits.

According to a fifth aspect, a method for a wireless transmit receive unit (WTRU) configured for use in a code division multiple access (CDMA) telecommunication system having a physical layer and a medium access control (MAC) layer, with the MAC layer provides data to the physical layer via a plurality of transport channels, where one transfer channel is a Time Division Duplex (TDD) forward access channel (FACH) associated with a set of logical channels including a dedicated traffic channel (DTCH), a dedicated control channel (DCCH), a shared channel control channel (SHCCH), a common control channel (CCCH) and a common traffic channel (CTCH) and another transfer channel is a TDD random access channel (RACH) associated with a set of logical channels including a dedicated traffic channel (DTCH), a dedicated control channel (DCCH), a shared channel control channel (SHCCH) and a common control channel (CCCH), the method comprising processing logical-channel data for the FACH and the RACH in data units having a bit size evenly divisible by N where N is a selected integer greater than three; when using a logical channel within the set of logical channels associated with the FACH, associating a MAC header having a selected bit size with that logical channel where the MAC header bit size equals M_f modulo N bits where M_f is an integer greater than zero and less than N ; when using a logical channel within the set of logical channels associated with the RACH, associating a MAC header having a selected bit size with that logical channel where the MAC header bit size equals M_r modulo N bits where M_r is an integer greater than zero and less than N ; providing logical-channel data for the FACH from the MAC layer to the physical layer as transport blocks of data, such that each transport block of

data that includes a MAC header and logical-channel data for the FACH has one of a finite number of transport block (TB) bit sizes where the transport block bit sizes are of equal modulo N size; and providing logical-channel data for the RACH from the MAC layer to the physical layer as transport blocks of data, such that each

5 transport block of data that includes a MAC header and logical-channel data for the RACH has one of a finite number of transport block (TB) bit sizes where the transport block bit sizes are of equal modulo N size.

According to a sixth aspect, a method for a wireless transmit receive unit (WTRU) configured for use in a code division multiple access (CDMA) telecommunication system having a physical layer and a medium access control

10 (MAC) layer, with the MAC layer providing data to the physical layer via a plurality of transport channels, where one transfer channel is a Time Division Duplex (TDD) forward access channel (FACH) associated with a set of logical channels including a dedicated traffic channel (DTCH), a dedicated control channel

15 (DCCH), a shared channel control channel (SHCCH), a common control channel (CCCH) and a common traffic channel (CTCH) and another transfer channel is a TDD random access channel (RACH) associated with a set of logical channels including a dedicated traffic channel (DTCH), a dedicated control channel

(DCCH), a shared channel control channel (SHCCH) and a common control

20 channel (CCCH), the method comprising when using a logical channel within the set of logical channels associated with the FACH, associating a MAC header having a selected bit size with that logical channel where the MAC header has a Target Channel Type Field (TCTF) for data identifying the type of the selected

logical channel associated with the logical channel data such that the TDD FACH MAC header TCFTs for the dedicated traffic channel (DTCH) and the dedicated control channel (DCCH) have a bit size of five bits and the TDD FACH MAC header TCFTs for the shared channel control channel (SHCCH), the common control channel (CCCH) and the common traffic channel (CTCH) have a TCTF bit size of three bits; and when using a logical channel within the set of logical channels associated with the RACH, associating a MAC header having a selected bit size with that logical channel where the MAC header has a Target Channel Type Field (TCTF) for data identifying the type of the selected logical channel associated with the logical channel data such that the TDD RACH MAC header TCFTs for the dedicated traffic channel (DTCH) and the dedicated control channel (DCCH) have a bit size of four bits and the TDD RACH MAC header TCFTs for the shared channel control channel (SHCCH) and the common control channel (CCCH) have a TCTF bit size of two bits.

According to a seventh aspect, a wireless transmit receive unit (WTRU) for a code division multiple access (CDMA) telecommunication system having a physical layer and a medium access control (MAC) layer, with the MAC layer providing data to the physical layer via a plurality of transport channels utilizing data transfer blocks of specific sizes for each channel, where one transfer channel is a Time Division Duplex (TDD) forward access channel (FACH) associated with a set of logical channels including a dedicated traffic channel (DTCH), a dedicated control channel (DCCH), a shared channel control channel (SHCCH), a common control channel (CCCH) and a common traffic channel (CTCH), the WTRU

comprising a processor configured to process logical-channel data for the FACH in data units having a bit size evenly divisible by N where N is a selected integer greater than three; the processor configured to associate a MAC header having a selected bit size with each logical channel within the set of logical channels
 5 associated with the FACH where each MAC header bit size equals M modulo N bits where M is an integer greater than zero and less than N ; and the processor configured to provide logical-channel data for the FACH from the MAC layer to the physical layer as transport blocks of data, such that each transport block of data that includes a MAC header and logical-channel data for the FACH has one of a
 10 finite number of transport block (TB) bit sizes where the transport block bit sizes are of equal modulo N size.

According to an eighth aspect, a wireless transmit receive unit (WTRU) for a code division multiple access (CDMA) telecommunication system having a physical layer and a medium access control (MAC) layer, with the MAC layer
 15 providing data to the physical layer via a plurality of transport channels, where one transfer channel is a Time Division Duplex (TDD) forward access channel (FACH) associated with a set of logical channels including a dedicated traffic channel (DTCH), a dedicated control channel (DCCH), a shared channel control channel (SHCCH), a common control channel (CCCH) and a common traffic channel
 20 (CTCH), the WTRU comprising a processor configured to associate a MAC header with each logical channel within the set of logical channels associated with the FACH where each MAC header has a Target Channel Type Field (TCTF) for data identifying the type of the selected logical channel associated with the logical

channel data such that the TDD FACH MAC header TCFTs for the dedicated traffic channel (DTCH) and the dedicated control channel (DCCH) have a bit size of five bits and the TDD FACH MAC header TCFTs for the shared channel control channel (SHCCH), the common control channel (CCCH) and the common traffic
5 channel (CTCH) have a TCTF bit size of three bits.

According to a ninth aspect, a method for a wireless transmit receive unit (WTRU) configured for use in a code division multiple access (CDMA) telecommunication system having a physical layer and a medium access control (MAC) layer, with the MAC layer provides data to the physical layer via a plurality
10 of transport channels, where one transfer channel is a Time Division Duplex (TDD) forward access channel (FACH) associated with a set of logical channels including a dedicated traffic channel (DTCH), a dedicated control channel (DCCH), a shared channel control channel (SHCCH), a common control channel (CCCH) and a common traffic channel (CTCH), the method comprising processing logical-
15 channel data for the FACH in data units having a bit size evenly divisible by N where N is a selected integer greater than three; when using a logical channel within the set of logical channels associated with the FACH, associating a MAC header having a selected bit size with that logical channel where the MAC header bit size equals M_f modulo N bits where M_f is an integer greater than zero and less
20 than N; and providing logical-channel data for the FACH from the MAC layer to the physical layer as transport blocks of data, such that each transport block of data that includes a MAC header and logical-channel data for the FACH has one of a

finite number of transport block (TB) bit sizes where the transport block bit sizes are of equal modulo N size.

According to a tenth aspect, a wireless transmit receive unit (WTRU) for a code division multiple access (CDMA) telecommunication system having a physical layer and a medium access control (MAC) layer, with the MAC layer providing data to the physical layer via a plurality of transport channels utilizing data transfer blocks of specific sizes for each channel, where one transfer channel is a Time Division Duplex (TDD) random access channel (RACH) associated with a set of logical channels including a dedicated traffic channel (DTCH), a dedicated control channel (DCCH), a shared channel control channel (SHCCH) and a common control channel (CCCH), the WTRU comprising a processor configured to process logical-channel data for the RACH in data units having a bit size evenly divisible by N where N is a selected integer greater than three; the processor configured to associate a MAC header having a selected bit size with each logical channel within the set of logical channels associated with the RACH where each MAC header bit size equals M modulo N bits where M is an integer greater than zero and less than N; and the processor configured to provide logical-channel data for the RACH from the MAC layer to the physical layer as transport blocks of data, such that each transport block of data that includes a MAC header and logical-channel data for the RACH has one of a finite number of transport block (TB) bit sizes where the transport block bit sizes are of equal modulo N size.

According to an eleventh aspect, a wireless transmit receive unit (WTRU) for a code division multiple access (CDMA) telecommunication system having a

physical layer and a medium access control (MAC) layer, with the MAC layer providing data to the physical layer via a plurality of transport channels, where one transfer channel is a Time Division Duplex (TDD) random access channel (RACH) associated with a set of logical channels including a dedicated traffic channel (DTCH), a dedicated control channel (DCCH), a shared channel control channel (SHCCH) and a common control channel (CCCH), the WTRU comprising a processor configured to associate a MAC header having a selected bit size with each logical channel within the set of logical channels associated with the RACH where each MAC header has a Target Channel Type Field (TCTF) for data identifying the type of the selected logical channel associated with the logical channel data such that the TDD RACH MAC header TCFTs for the dedicated traffic channel (DTCH) and the dedicated control channel (DCCH) have a bit size of four bits and the TDD RACH MAC header TCFTs for the shared channel control channel (SHCCH) and the common control channel (CCCH) have a TCTF bit size of two bits.

According to a twelfth aspect, a method for a wireless transmit receive unit (WTRU) configured for use in a code division multiple access (CDMA) telecommunication system having a physical layer and a medium access control (MAC) layer, with the MAC layer provides data to the physical layer via a plurality of transport channels, where one transfer channel is a Time Division Duplex (TDD) random access channel (RACH) associated with a set of logical channels including a dedicated traffic channel (DTCH), a dedicated control channel (DCCH), a shared channel control channel (SHCCH) and a common control channel (CCCH), the

method comprising processing logical-channel data for the RACH in data units having a bit size evenly divisible by N where N is a selected integer greater than three; when using a logical channel within the set of logical channels associated with the RACH, associating a MAC header having a selected bit size with that

5 logical channel where the MAC header bit size equals M_r modulo N bits where M_r is an integer greater than zero and less than N ; and providing logical-channel data for the RACH from the MAC layer to the physical layer as transport blocks of data, such that each transport block of data that includes a MAC header and logical-channel data for the RACH has one of a finite number of transport block (TB) bit

10 sizes where the transport block bit sizes are of equal modulo N size.

According to a thirteenth aspect, a method for a wireless transmit receive unit (WTRU) configured for use in a code division multiple access (CDMA) telecommunication system having a physical layer and a medium access control (MAC) layer, with the MAC layer providing data to the physical layer via a

15 plurality of transport channels, where one transfer channel is a Time Division Duplex (TDD) random access channel (RACH) associated with a set of logical channels including a dedicated traffic channel (DTCH), a dedicated control channel (DCCH), a shared channel control channel (SHCCH) and a common control channel (CCCH), the method comprising when using a logical channel within the

20 set of logical channels associated with the RACH, associating a MAC header having a selected bit size with that logical channel where the MAC header has a Target Channel Type Field (TCTF) for data identifying the type of the selected logical channel associated with the logical channel data such that the TDD RACH

MAC header TCFTs for the dedicated traffic channel (DTCH) and the dedicated control channel (DCCH) have a bit size of four bits and the TDD RACH MAC header TCFTs for the shared channel control channel (SHCCH) and the common control channel (CCCH) have a TCTF bit size of two bits.

5 According to a fourteenth aspect, a wireless transmit receive unit (WTRU) for a code division multiple access (CDMA) telecommunication system having a physical layer and a medium access control (MAC) layer, with the MAC layer providing data to the physical layer via a plurality of transport channels (TrCHs) utilizing data transfer blocks (TBs) of specific sizes for each channel, with each
10 TrCH associated with a set of logical channels where for at least one TrCH the set of logical channels has at least two logical channels with different logical types and where each TB consists of a data packet portion for a logical channel of N bit groups of data where N is a selected integer greater than three and a MAC header of a selected bit size that reflects the logical channel type, the WTRU comprising a
15 physical layer processor configured to pad each TB with a predetermined number of bits such that the same number of padding bits are used for all TBs for the same TrCH whereby the total number of bits in the padded TBs are equally divisible by N.

 Accordingly to a fifteenth aspect, a method for a wireless transmit receive
20 unit (WTRU) configured for use in a code division multiple access (CDMA) telecommunication system having a physical layer and a medium access control (MAC) layer, with the MAC layer providing data to the physical layer via a plurality of transport channels (TrCHs) utilizing data transfer blocks (TBs) of

specific sizes for each channel, with each TrCH associated with a set of logical channels where for at least one TrCH the set of logical channels has at least two logical channels with different logical types and where each TB consists of a data packet portion for a logical channel of N-bit groups of data where N is a selected integer greater than three and a MAC header of a selected bit size that reflects the logical channel type, the method comprising padding each TB with a predetermined number of bits such that the same number of padding bits are used for all TBs for the same TrCH whereby the total number of bits in the padded TBs are equally divisible by N.

According to another aspect of the invention there is provided an apparatus for Code Division Multiple Access telecommunications having a physical layer and a medium access control (MAC) layer, with the MAC layer providing data to the physical layer via a plurality of transport channels utilizing data transport blocks of specific sizes for each channel, with each transport channel associated with a set of logical channels, and where for at least one transport channel the set of logical channels has at least two logical channels with different logical channel types. The apparatus comprises a device configured to associate, for a given transport channel associated with a logical channel set having two different types of logical channels, wherein at least one of said two different types of logical channels is a dedicated channel, a fixed MAC header bit size with each logical channel within said set with a fixed MAC header bit size modulo 8 equal to 2 when the transport channel is a Random Access Channel (RACH) or equal to 3 when the transport channel is a Forward Access Channel (FACH).

According to another aspect there is provided a method for Code Division Multiple Access telecommunications having a physical layer and a medium access control (MAC) layer, with the MAC layer providing data to the physical layer via a plurality of transport channels utilizing data transport blocks of specific sizes for each channel, with each transport channel associated with a set of logical channels, and where for at least one transport channel the set of logical channels has at least two logical channels with different logical channel types. The method comprises associating, for a given transport channel associated with a logical channel set having two different types of logical channels, wherein at least one of said two different types of logical channels is a dedicated channel, a fixed MAC header bit size with each logical channel within said set with a fixed MAC header bit size modulo 8 equal to 2 when the transport channel is a Random Access Channel (RACH) or equal to 3 when the transport channel is a Forward Access Channel (FACH).

Other objects and advantages will be apparent to one of ordinary skill in the art from the following detailed description of a presently preferred embodiment of the invention.

BRIEF DESCRIPTION OF THE DRAWINGS

20

Figure 1 is a simplified illustration of a wireless spread spectrum communication system.

Figure 2 is an illustration of data flowing into a common or shared channel.

Figure 3 is an illustration of data flowing into a FACH channel within a RNC.

25

Figure 4 is a schematic diagram illustrating a channel mapping with respect to a MAC layer and a physical layer in a communication system according to the teaching of the present invention.

DETAILED DESCRIPTION OF THE INVENTION

Figure 1 illustrates a simplified wireless spread spectrum code division multiple access (CDMA) communication system **18**. A node b **26** within the system **18** communicates with associated user equipment (UE) **20-24** such as a mobile terminal (MT). The node b **26** has a single site controller (SC) **30** associated with either a single base station (BS) **28** (shown in **Figure 1**) or multiple base stations. A Group of node bs **26, 32, 34** is connected to a radio network controller (RNC) **36**. To transfer communications between RNCs **36-40**, an interface (IUR) **42** between the RNCs is utilized. Each RNC **36-40** is connected to a mobile switching center (MSC) **44** which in turn is connected to the Core Network (CN) **46**.

To communicate within the system **18**, many types of communication channels are used, such as dedicated, shared and common. Dedicated physical channels transfer data between a node b **26** and a particular UE **20-24**. Common and shared channels are used by multiple UEs **20-24** or users. All of these channels carry a variety of data including traffic, control and signaling data.

Since shared and common channels carry data for different users, data is sent using protocol data units (PDUs) or packets. As shown in **Figure 2**, to regulate the flow of data from differing sources **48, 50, 52** into a channel **56**, a controller **54** is used.

One common channel used for transmitting data to the UEs **20-24** is a forward access channel (FACH) **58**. As shown in **Figure 3**, the FACH **58** originates in a RNC **36** and is sent to a node b **28-34** for wireless transmission as a

spread spectrum signal to the UEs **20-24**. The FACH **58** carries several data types from various sources, such as a common control channel (CCCH), dedicated control and traffic channel (DCCH and DTCH), and a downlink and uplink shared channel (DSCH and USCH) control signaling via a shared control logical channel (SHCCH). The FACH **58** also carries control signaling out of band and similar data transmitted via the IUR **42** from other RNCs **38-40**, such as CCCH, DCCH and DTCH control data.

Various controllers are used by the RNC **36** to control the flow of data. A radio link controller (RLC) **64** handles the CCCH. A dedicated medium access controller (MAC-d) **66** handles the DCCH, the DTCH. A shared medium access controller (MAC-sh) **68** handles the DSCH, USCH control signaling. Controlling the FACH **58** is a common medium access controller (MAC-c) **60**.

With reference to Figure 4, there is illustrated a preferred channel mapping with respect to the MAC layer **70** and the physical layer **72**. The transport channels (TrCHs) **74** transport data over the physical layer **72** to associated physical channels **76**. Each of the TrCHs **74** is associated with one or more logical channels **78**. The TrCHs communicate by using transport blocks (TB) which are comprised of a MAC header and associated logical channel data in a RLC PDU. The MAC header has logical channel identification information. Preferably, the RLC PDU is defined by data octets, so that the RLC PDU bit size equals 0 modulo 8.

Preferably, the TrCHs **74** include a dedicated channel (DCH), a downlink shared channel (DSCH), a common packet channel (CPCH), a random access channel (RACH), a forward access channel (FACH), a paging channel (PCH) and a

broadcast channel (BCH). The associated physical channels include a dedicated physical channel (DPDCH), a physical downlink shared channel (PDSCH), a physical common packet channel (PCPCH), a physical random access channel (PRACH), a secondary common control physical channel (SCCPCH) and a primary
 5 common control physical channel (PCCPCH). Other transport and physical channels may be supported, such as an uplink shared channel (USCH) with an associated physical uplink shared channel (PUSCH).

The logical channels preferably include a dedicated traffic channel (DTCH), a dedicated control channel (DCCH), a shared control channel (SHCCH), a
 10 common control channel (CCCH), a common traffic channel (CTCH), a paging control channel (PCCH) and a broadcast control channel (BCCH).

The preferred association of transport channels with physical and logical channels is illustrated in Figure 4. For example, the FACH may transport data to the SCCPCH from any one of the set of logical channels including the DTCH, the
 15 DCCH, the SHCCH, the CCCH, or the CTCH. Similarly, the RACH transports data to the PRACH from any one of the set of logical channels including the DTCH, the DCCH, the SHCCH, or the CCCH.

In order to make efficient use of TBS size definitions, it is desirable to be able to use all specified TB sizes for all Logical Channel types supported by a
 20 respective TrCH. This allows the number of specified TFs for a TFS to be minimized thereby reducing signaling overhead, while maximizing the number of RLC PDU size options reducing the overhead associated with RLC segmentation and padding. TB and TBS assignment is accomplished without increasing MAC

header sizes for TrCH logical channel combinations that support limited TB data payloads, i.e. the amount of data processed as a single unit from higher layers within MAC and RLC.

A bit aligned MAC header resolves both the radio resource efficiency issues associated with TB size signaling and RLC segmentation and padding overhead. The alignment is performed by maintaining the minimum size MAC headers for the Logical Channel and TrCH combinations that support limited TB data payload sizes, and increasing MAC headers for non- data payload size sensitive combinations to the same bit offset.

For example, if the data payload size limited combinations have MAC headers of X octets (total octets) + Y bit (extra bit offset, less than 8) sizes, and non-limited combination have headers of A octets + C bits and B octets + D bits. Then the C and D bits are adjusted to match Y bits. In some cases this means A and/or B octets must be incremented by one octet. It is not necessary for A and B octet sizes to match the X octet size since $TB\ size = MAC\ header + RLC\ PDU$ and the octet aligned RLC PDU will conform to the available octet size. MAC headers less than an octet in length are permitted, and in fact desirable, in such cases X , A or B may be 0.

All TB sizes specified by RRC signaling for a specific TrCH channel will have a Y bit offset. That Y bit offset being applicable to the MAC headers for all Logical Channels supported by the specific TrCH. Since the MAC header octet sizes do not necessarily match between different Logical Channel types, RLC entities will correspondingly generate appropriate RLC PDU sizes to conform to

the allowed TB sizes. This does not necessarily mean RLC PDU's have to be resized when switching between TrCH types, since it is always possible to adjust the difference in MAC header size between the new and old TrCH's in the allowed TB sizes.

5 With bit aligned MAC headers, each TrCH type may have a different bit aligned TB size offset. The offset is preferably defined by the most limited Logical Channel and TrCH combination block size, which is specific to the TrCH type. Therefore, each TrCH type has an independent optimized MAC header bit offset.

10 The invention has the additional benefit of removing processor intensive layer 2 bit shifting requirements in the UE and BS equipment. With a common TB size bit offset for all Logical Channels types supported by a specific TrCH, it is possible for received radio transmissions to be bit shifted by the physical layer according to higher layer requirements. It is advantageous to provide bit shifting at the physical layer which is already involved in bit manipulations without adding
15 additional overhead, as opposed to adding this requirement to the higher layer processing requirements.

In 3G system design, RLC and Radio Resource Control (RRC) entities generate and expect to receive data blocks which start on octet boundaries. If MAC headers for specific TrCH's have variable bit offsets it is only possible to avoid bit shifting
20 in BS down-link and MT up-link transmissions. In the MT down-link and BS up-link cases it is not possible for the physical layer to be aware of the higher layer logical channel type that defines the bit offset. Only if the bit offset is common for

all transmissions across the specific transport channel can bit processing be avoided in communication layers 2 and 3.

RRC Transport Format Set (TFS) signaling is used to define Transport Block (TB) sizes for each defined Transport Format (TF) allowed on a specific TrCH. The number of possible TB sizes should be minimized to reduce the signaling load. It is also necessary to choose TB sizes wisely since RLC PDU padding can dramatically increase transmission overhead.

Preferably, there is a maximum of 32 possible TB sizes in each TrCH's TFS. Specifying all 32 results in a significant signalling load that should be avoided. Although it is also important to have as many choices as possible on transport channels which have variable transmissions since RLC Acknowledged Mode (AM) and Unacknowledged Mode (UM) PDU's will be padded to match the next larger TB size when the previous lower size is exceeded.

The relation between RLC PDU and TB sizes is as follows: TB Size = MAC Header Size + RLC PDU Size.

In the preferred RLC AM and UM, the PDU size is always octet aligned and in Time Division Duplex (TDD) a variable non-octet aligned MAC header exists. Therefore, MAC individual bit offsets must be taken into account when specifying the allowed TB sizes.

In TDD, with the exception of DTCH/DCCH all logical channel combinations on the FACH and separately on the RACH are modified from the prior art to have the same bit offset (+2 bits for RACH and +3 bits for FACH when multiple logical channels are allowed). Table 1 reflects a preferred prior art MAC header size specification.

Table 1

Prior Art	TDD RACH/FACH MAC Header Sizes by Logical Channel Type					
Logical CH	TrCH	TCTF Field	UE-id Type	UE-id	C/T Field	Header Size
DCCH/DTCH	FACH	3	2	16/32	4	25/41
CCCH	FACH	3	N/A	N/A	N/A	3
CTCH	FACH	3	N/A	N/A	N/A	3
SHCCH	FACH	0/3 (Note 1)	N/A	N/A	N/A	0/3
BCCH	FACH	3	N/A	N/A	N/A	3
DCCH/DTCH	RACH	2	2	16	4	24
CCCH	RACH	2	N/A	N/A	N/A	2
SHCCH	RACH	0/2 (Note 1)	N/A	N/A	N/A	0/2

Note 1: SHCCH does not require TCTF when SHCCH is the only channel assigned to RACH or FACH.

5 With the prior art MAC header definitions, octet aligned AM and UM RLC payloads will result in two possible TB size bit offsets on RACH and FACH when multiple logical channel types are applied. Octet + 1 or 3 bits for FACH and octet + 0 or 2 bits for RACH. This potentially doubles the number of Transport Formats that need to be specified on RACH and FACH.

10 To increase the efficiency of TFS signaling and allow for more RLC PDU size choices, it is necessary to have a common TB size bit offset. Increasing MAC header sizes for CCCH, SHCCH, CTCH and BCCH, should be avoided since these channels operate in RLC TM where RLC segmentation across multiple radio frame TTIs is not possible. Therefore, the preferred solution is to increase the

15 DCCH/DTCH TCTF by 2 bits on RACH and FACH. A preferred coding is reflected in Tables 2 and 3 below, respectively for FACH and RACH. This results

in common RACH TB sizes of octet+2, i.e. 2 modulo 8, and FACH TB sizes of octet+3, i.e. 3 modulo 8.

Another benefit of MAC header bit alignment is the ability to remove the UE and RNC layer 2 bit shifting requirement. The RLC generates and expects to receive octet aligned PDU's. With variable bit shifted MAC headers only the UTRAN Down Link (DL) and UE Up Link (UL) MAC PDU's could avoid layer 2 bit shifting by padding the MAC header and providing a padding indicator to the physical layer. This is not possible for the UE DL and UTRAN UL transmissions since physical layer is unaware of the logical channel type on RACH and FACH.

If the TrCH bit offset is constant for all logical channel types supported for a given TrCH, the physical layer can pad the MAC header to octet align the UE DL and UTRAN UL. No padding indicator is needed in UL or DL since the padding is constant for the TrCH.

The number of TFs specifying TB sizes allowed in each TFS on a specific TrCH should be minimized to reduce the layer 3 signaling load. It is also necessary to allow a maximum number of octet aligned RLC PDU sizes in AM and UM for efficient transfer of DCCH/DTCH data. In TDD mode bit shifted MAC headers potentially doubles the number of TFs that need to be defined on RACH and FACH TrCHs. Additionally, variable bit shifted MAC headers result in requiring layer 2 bit shifting for all UE DL and UTRAN UL transmissions on RACH and FACH. MAC header bit alignment is defined to avoid duplication of TB size definitions for octet aligned RLC PDUs and layer 2 bit shifting.

As in the prior art, the MAC header preferably includes a Target Channel Type Field (TCTF). The TCTF field is a flag that provides identification of the logical channel type on FACH and RACH transport channels, i.e. whether it carries BCCH, CCCH, CTCH, SHCCH or dedicated logical channel information. Unlike
 5 the prior art, the preferred size and coding of TCTF for TDD are shown in Tables 2 and 3.

Table 2: Coding of the Target Channel Type Field on FACH for TDD

TCTF	Designation
000	BCCH
001	CCCH
010	CTCH
01100	DCCH or DTCH Over FACH
01101- 01111	Reserved (PDUs with this coding will be discarded by this version of the protocol)
100	SHCCH
101-111	Reserved (PDUs with this coding will be discarded by this version of the protocol)

10 **Table 3: Coding of the Target Channel Type Field on RACH for TDD**

TCTF	Designation
00	CCCH
0100	DCCH or DTCH Over RACH
0101- 0111	Reserved (PDUs with this coding will be discarded by this version of the protocol)
10	SHCCH
11	Reserved (PDUs with this coding will be discarded by this version of the protocol)

Note that the preferred size of the TCTF field of FACH for TDD is either 3 or 5 bits depending on the value of the 3 most significant bits. The preferred TCTF of

the RACH for TDD is either 2 or 4 bits depending on the value of the 2 most significant bits.

Bit aligned MAC headers allow common TB sizes to be defined for different logical channels on the same TrCH. Common TB sizes reduce signalling overhead
 5 and potentially increase the options for RLC PDU sizes, which increases system efficiency by reducing the need for padding in AM and UM.

This is especially important for RACH and FACH channels where a common TrCH supports many different traffic types. Optimally for RACH and FACH, each TB size specified can apply to DCCH, CCCH, CTCH, SHCCH and
 10 DTCH. To allow this capability in octet mode it is preferred to specify the total number of octets not just the number of RLC PDU octets.

By specifying the total number of octets, it is not necessary to indicate the TDD MAC header type on common channels since the header offset is the same for all logical channel types. It is also possible to avoid RLC PDU resizing transport
 15 channel switching by taking into account the change in MAC header octet offset. Table 4 is a preferred specification for a Transport Format Set (TFS) in a 3G system.

References:

1. 3GPP TSG-RAN Working Group 2 Meeting #10, Tdoc R2-00-057
- 20 2. 3GPP TSG-RAN Working Group 2 Meeting #10, Tdoc R2-00-060

Table 4: Transport Format Set (TFS)

Information Element/Group name	Need	Multi	Type and reference	Semantics description
CHOICE <i>Transport channel type</i>	MP			
>Dedicated transport channels				The transport channel that is configured with this TFS is of type DCH
>>Dynamic Transport Format Information	MP	1 to <maxTF>		Note 1
>>>RLC Size	MP		Integer (0..4992)	Unit is bits Note 2
>>>Number of TBs and TTI List	MP	1 to <maxTF>		Present for every valid number of TB's (and TTI) for this RLC Size.
>>>>Transmission Time Interval	CV-dynamic TTI		Integer (10,20,40,80)	Unit is ms.
>>>>Number of Transport blocks	MP		Integer (0..512)	Note 3
>Common transport channels				The transport channel that is configured with this TFS is of a type not equal to DCH
>>Dynamic Transport Format Information	MP	1 to <maxTF>		Note
>>>RLC Size	MP		Integer (0..4992)	Unit is bits Note 2
>>>Number of TBs and TTI List	MP	1 to <maxTF>		Present for every valid number of TB's (and TTI) for this RLC Size.
>>>>Number of Transport blocks	MP		Integer (0..512)	Note 3
>>>>CHOICE mode	MP			
>>>>>FDD				(no data)
>>>>>TDD				

Information Element/Group name	Need	Multi	Type and reference	Semantics description
>>>>> Transmission Time Interval	CV-dynamic TTI		Integer (10,20,40,80)	Unit is ms.
>>>CHOICE <i>Logical Channel List</i>	MP			The logical channels that are allowed to use this RLC Size
>>>>ALL			Null	All logical channels mapped to this transport channel.
>>>>Configured			Null	The logical channels configured to use this RLC size in the <i>RB mapping info</i> . 10.3.4.21 if present in this message or in the previously stored configuration otherwise
>>>>Explicit List		1 to 15		Lists the logical channels that are allowed to use this RLC size.
>>>>>RB Identity	MP		RB identity 10.3.4.16	
>>>>>Logical Channel	CV-UL-RLC Logical Channels		Integer (0..1)	Indicates the relevant UL logical channel for this RB. "0" corresponds to the first, "1" corresponds to the second UL logical channel configured for this RB in the IE "RB mapping info".
>>Semi-static Transport Format Information	MP		Semi-static Transport Format Information 10.3.5.11	

Condition	Explanation
<i>DynamicTTI</i>	This IE is included if dynamic TTI usage is indicated in IE Transmission Time Interval in Semi-static Transport Format Information. Otherwise it is not needed.
<i>UL-RLCLogicalChannels</i>	If "Number of uplink RLC logical channels" in IE "RB mapping info" in this message is 2 or the IE "RB mapping info" is not present in this message and 2 UL logical channels are configured for this RB, then this IE is present. Otherwise this IE is not needed.

NOTE: The parameter "rate matching attribute" is in line with the RAN WG1 specifications. However, it is not currently in line with the description in 25.302.

NOTE 1: The first instance of the parameter *Number of TBs and TTI List* within
5 the *Dynamic transport format information* correspond to transport format 0 for this transport channel, the second to transport format 1 and so on. The total number of configured transport formats for each transport channel does not exceed <maxTF>.

NOTE 2: For dedicated channels, 'RLC size' reflects RLC PDU size. In FDD for common channels 'RLC size' reflects actual TB size. In TDD for common
10 channels since MAC headers are not octet aligned, to calculate TB size the MAC header bit offset is added to the specified size (similar to the dedicated case).

Therefore for TDD DCH TrCHs the 4 bit C/T is added if MAC multiplexing is applied, for FACH the 3 bit TCTF offset is added and for RACH the 2 bit TCTF offset is added.

15 NOTE 3: If the number of transport blocks $\neq 0$, and Optional IE "CHOICE RLC mode" or "CHOICE Transport block size" is absent, it implies that no RLC PDU data exists but only parity bits exist. If the number of transport blocks = 0, it

implies that neither RLC PDU data nor parity bits exist. In order to ensure the possibility of CRC based Blind Transport Format Detection, UTRAN should configure a transport format with number of transport block $\neq 0$, with a zero-size transport block.

- 5 The following is a listing of acronyms and their meanings as used herein:

AM	Acknowledged Mode
BCCH	Broadcast Control Channel
BCH	Broadcast Channel
BS	Base Station
CCCH	Common Control Channel
CDMA	Code Division Multiple Access
CN	Core Network
CPCH	Common Packet Channel
CTCH	Common Traffic Channel
DCCH	Dedicated Control Channel
DCH	Dedicated Channel
DL	Down Link
DPDCH	Dedicated Physical Channel
PDSCH	Physical Downlink Shared Channel
DSCH	Downlink Shared Channel
DTCH	Dedicated Traffic Channel
FACH	Forward Access Channel
MAC	Medium Access Control
MAC-c	Common Medium Access Control
MAC-d	Dedicated Medium Access Control
MAC-sh	Shared Medium Access Control
MSC	Mobile Switching Center
MT	Mobile Terminal
NRT	Non-Real Time
PCCPCH	Primary Common Control Physical Channel

PCH	Paging Channel
PCPCH	Physical Common Packet Channel
PDU	Protocol Data Units
PRACH	Physical Random Access Channel
PUSCH	Physical Uplink Shared Channel
RACH	Random Access Channel
RAN	Radio Access Network
RLC	Radio Link Control
RNC	Radio Network Controller
RRC	Radio Resource Control
SC	Site Controller
SCCPCH	Secondary Common Control Physical Channel
SHCCH	Shared Channel Control Channel
TB	Transport Block
TCTF	Target Channel Type Field
TDD	Time Division Duplex
TF	Transport Format
TFS	Transport Format Set
TrCH	Transport Channel
UE	User Equipment
UL	Up Link
UM	Unacknowledged Mode
USCH	Uplink Shared Channel

WHAT IS CLAIMED IS:

1. An apparatus for Code Division Multiple Access telecommunications having a physical layer and a medium access control (MAC) layer, with the MAC layer providing data to the physical layer via a plurality of transport channels utilizing data transport blocks of specific sizes for each channel, with each transport channel associated with a set of logical channels, where for at least one transport channel the set of logical channels has at least two logical channels with different logical channel types, the apparatus comprising:

a device configured to associate, for a given transport channel associated with a logical channel set having two different types of logical channels, wherein at least one of said two different types of logical channels is a dedicated channel, a fixed MAC header bit size with each logical channel within said set with a fixed MAC header bit size modulo 8 equal to 2 when the transport channel is a Random Access Channel (RACH) or equal to 3 when the transport channel is a Forward Access Channel (FACH).

2. The apparatus of claim 1 wherein the device is further configured to select a logical channel having logical-channel data for transport from a set of logical channels associated with said given transport channel, with the logical-channel data for each transport block having a bit size evenly divisible by 8.

3. The apparatus of claim 1 wherein the device is further configured to provide the logical-channel data from the MAC layer to the physical layer via said given transport channel as a plurality of transport-blocks of data, with each transport block of data including a MAC header and logical-channel data for said transport given channel, with each transport block of data having one of a finite number of transport block (TB) bit sizes, with a first bit size of a first MAC header set to a first fixed size for transport blocks transporting data for the same transport channel and same selected logical-channel data, with the first bit size of the MAC header plus

the first bit size of the logical-channel data equal to one of said TB bit sizes, and with a second bit size of a second MAC header set to a second fixed size for transport blocks transporting data for a different transport channel or different selected logical-channel data, with the second bit size of the MAC header plus the second bit size of the different logical channel data equal to one of said TB bit sizes.

4. The apparatus of claim 1 wherein the device is a processor.
5. The apparatus of claim 1 configured as a User Equipment wherein said device is configured to process data for Up Link transmissions.
6. The apparatus of claim 1 configured as a Node B wherein said device is configured to process data for Down Link transmissions.
7. The apparatus of claim 1 configured as a Radio Network Controller wherein said device is configured to process data for Down Link transmissions.
8. A method for Code Division Multiple Access telecommunications having a physical layer and a medium access control (MAC) layer, with the MAC layer providing data to the physical layer via a plurality of transport channels utilizing data transport blocks of specific sizes for each channel, with each transport channel associated with a set of logical channels, where for at least one transport channel the set of logical channels has at least two logical channels with different logical channel types, the method comprising:
 associating, for a given transport channel associated with a logical channel set having two different types of logical channels, wherein at least one of said two different types of logical channels is a dedicated channel, a fixed MAC header bit size with each logical channel within said set with a fixed MAC header bit size modulo 8 equal to 2 when the transport channel is a Random Access

Channel (RACH) or equal to 3 when the transport channel is a Forward Access Channel (FACH).

9. The method of claim 8, further comprising selecting a logical channel having logical-channel data for transport from a set of logical channels associated with said given transport channel, with the logical-channel data for each transport block having a bit size evenly divisible by 8.

10. The method of claim 8, further comprising providing the logical-channel data from the MAC layer to the physical layer via said given transport channel as a plurality of transport-blocks of data, with each transport block of data including a MAC header and logical-channel data for said transport given channel, with each transport block of data having one of a finite number of transport block (TB) bit sizes, with a first bit size of a first MAC header set to a first fixed size for transport blocks transporting data for the same transport channel and same selected logical-channel data, with the first bit size of the MAC header plus the first bit size of the logical-channel data equal to one of said TB bit sizes, and with a second bit size of a second MAC header set to a second fixed size for transport blocks transporting data for a different transport channel or different selected logical-channel data, with the second bit size of the MAC header plus the second bit size of the different logical channel data equal to one of said TB bit sizes.

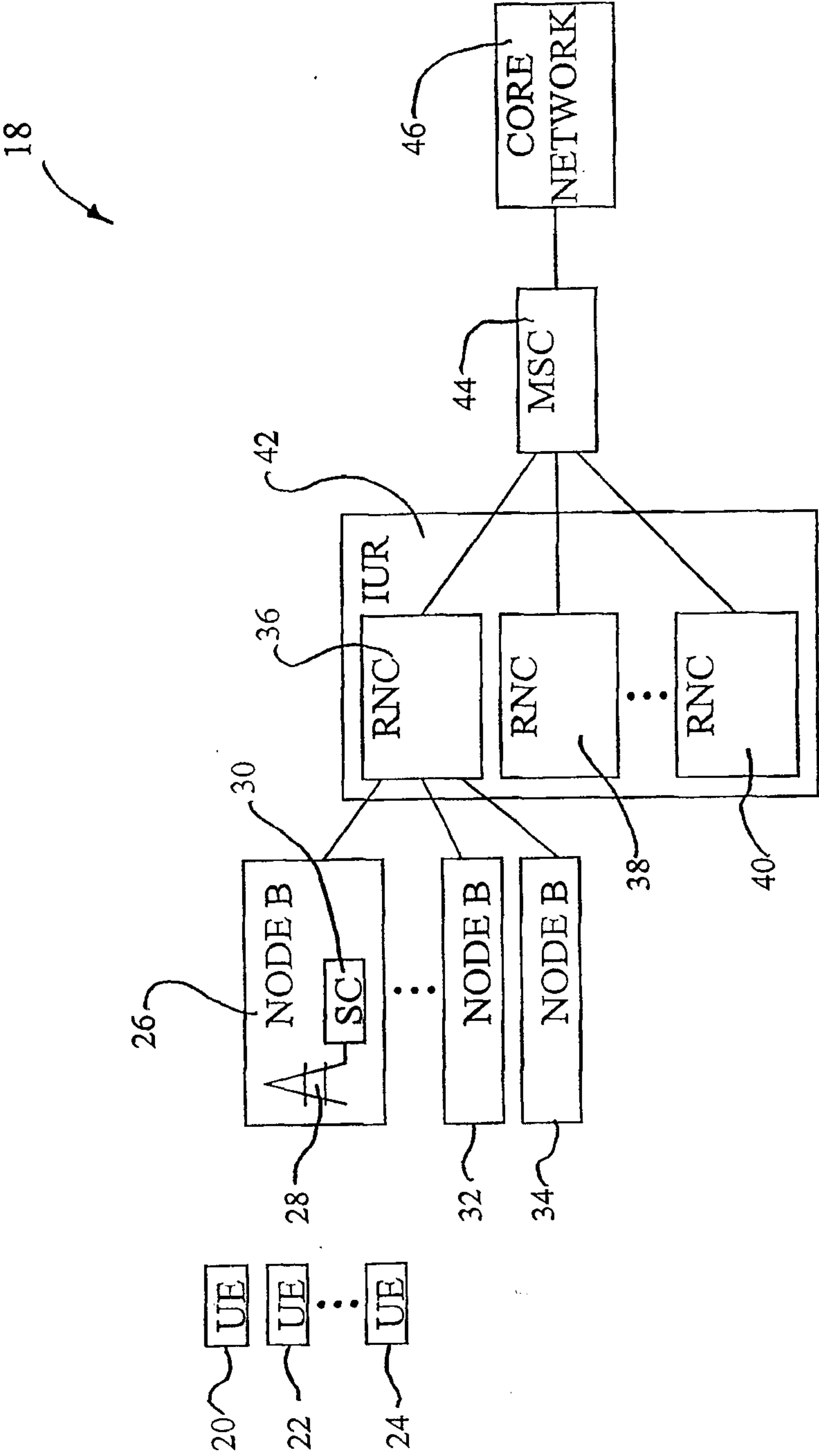
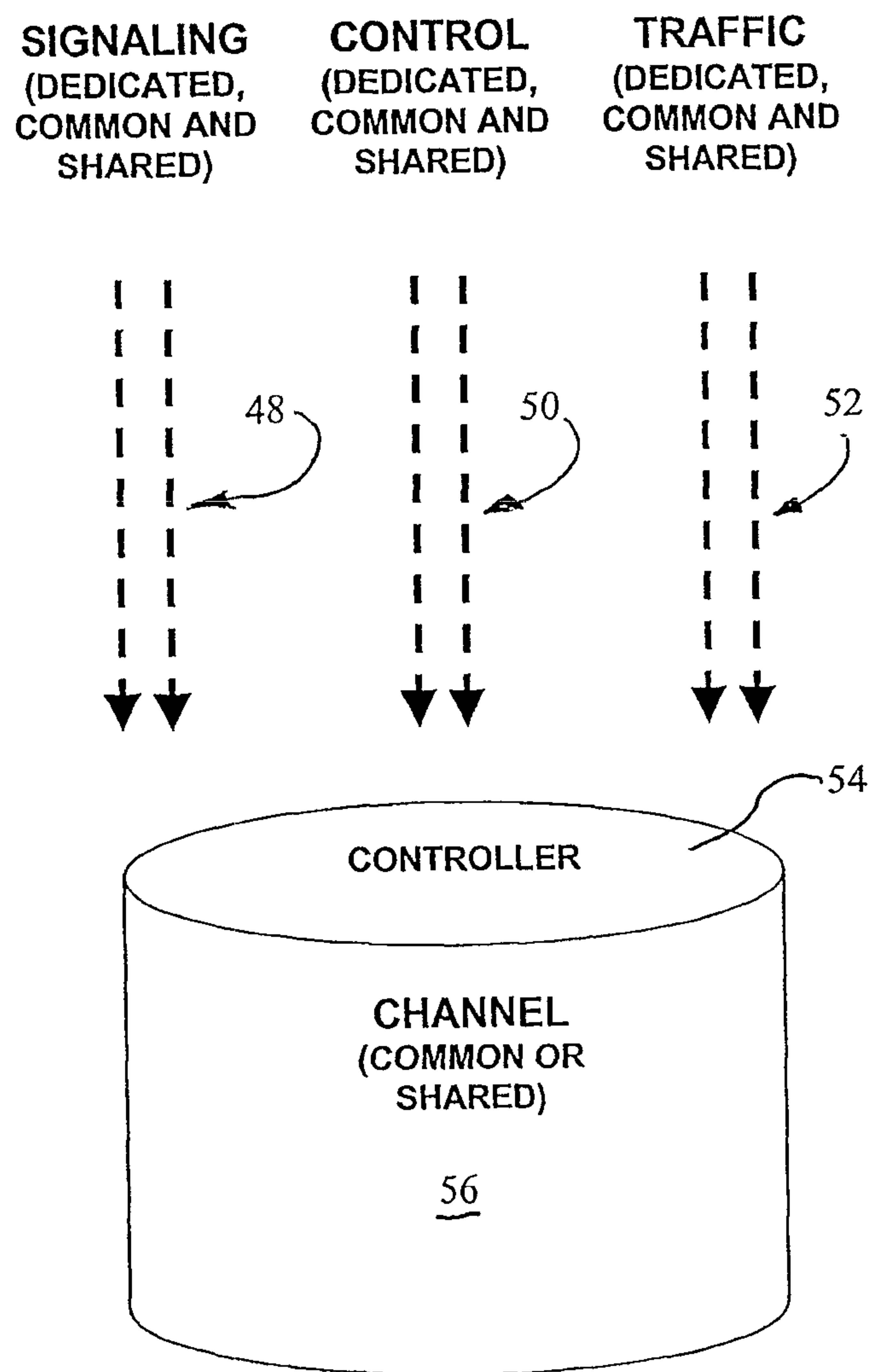


Fig. 1

**Fig. 2**

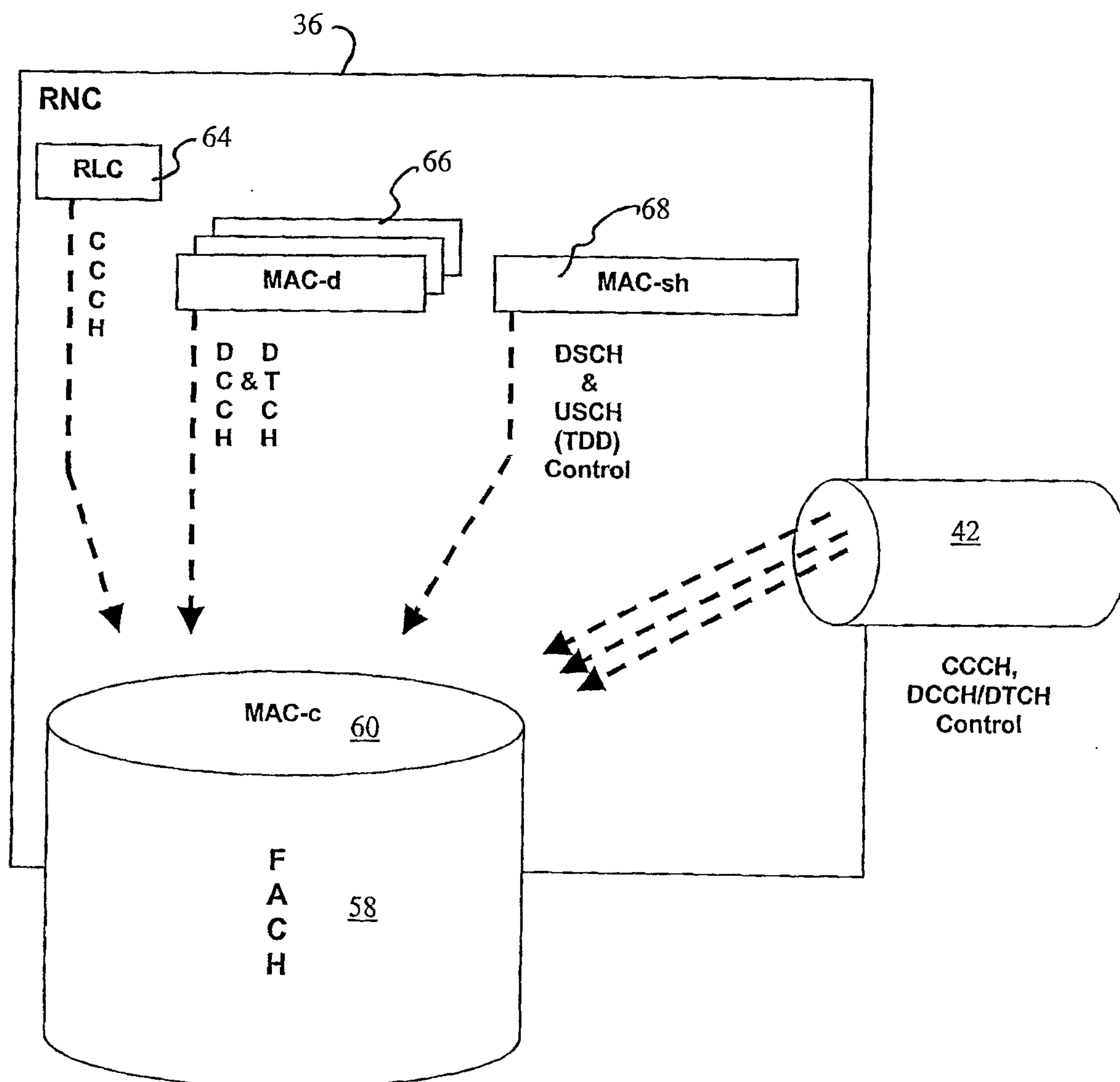


Fig. 3

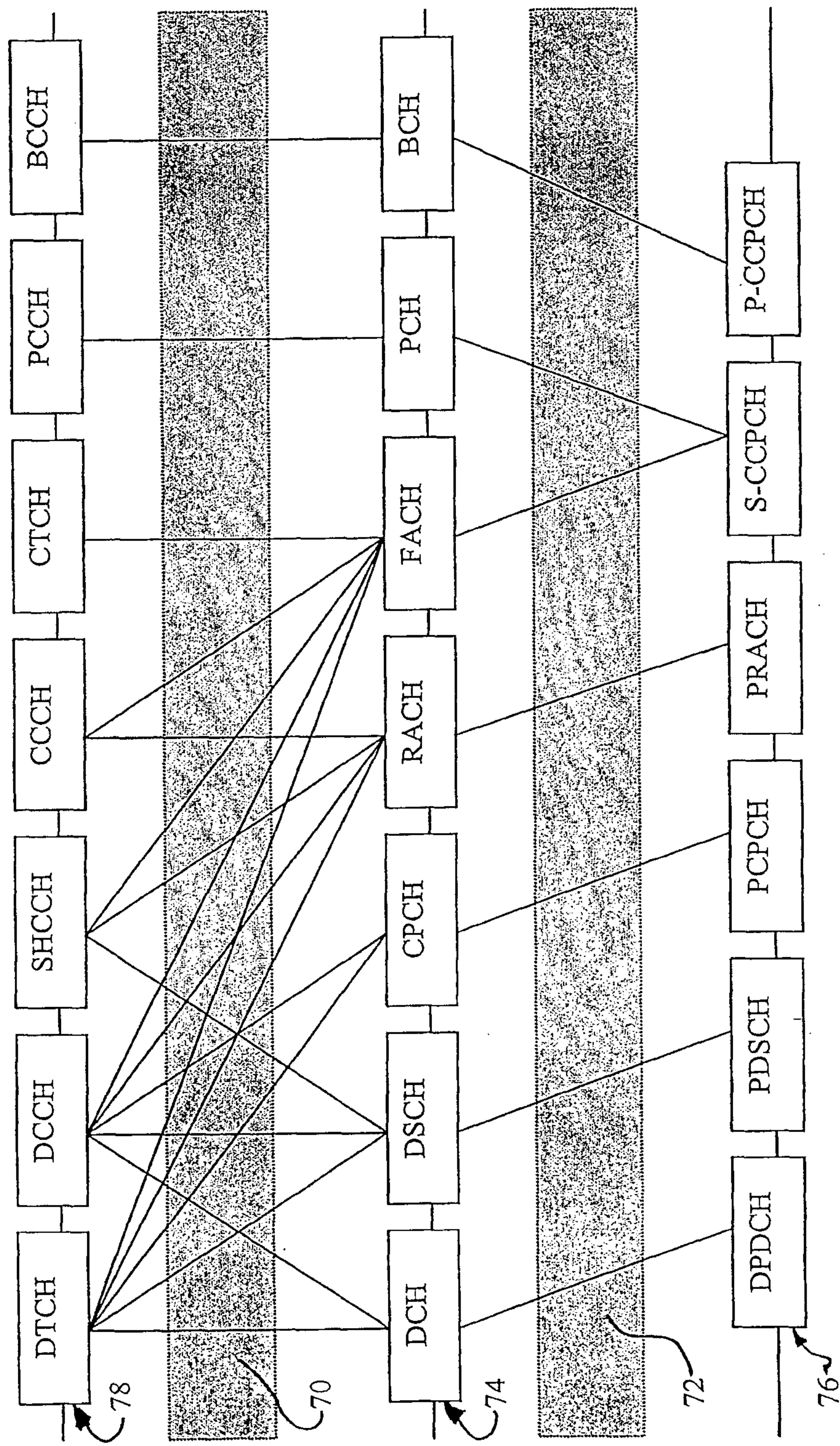


Fig. 4

