



US00D845919S

(12) **United States Design Patent**  
**Watanabe**

(10) **Patent No.:** **US D845,919 S**  
(45) **Date of Patent:** **\*\* Apr. 16, 2019**

- (54) **LIGHT EMITTING DIODE**
- (71) Applicants: **CITIZEN ELECTRONICS CO., LTD.**, Fujiyoshida-shi, Yamanashi (JP); **CITIZEN WATCH CO., LTD.**, Tokyo (JP)
- (72) Inventor: **Takahisa Watanabe**, Fujiyoshida (JP)
- (73) Assignees: **CITIZEN ELECTRONICS CO., LTD.**, Yamanashi (JP); **CITIZEN WATCH CO., LTD.**, Tokyo (JP)

D578,673	S *	10/2008	Takada	.....	D26/1
D622,679	S *	8/2010	Hsieh	.....	D13/180
7,815,343	B2 *	10/2010	Nii	.....	H01L 33/60
					257/100
D634,716	S *	3/2011	Suzuki	.....	D13/180
D643,821	S *	8/2011	Yun	.....	D13/180
D777,694	S	1/2017	Watanabe		
D782,989	S *	4/2017	Watanabe	.....	D13/180
9,806,239	B2 *	10/2017	Watanabe	.....	H01L 33/505
2008/0185605	A1 *	8/2008	Wada	.....	G02B 5/08
					257/98
2010/0140638	A1 *	6/2010	Kotani	.....	B29C 45/0001
					257/98

(Continued)

(\*\*) Term: **15 Years**

(21) Appl. No.: **29/581,304**

(22) Filed: **Oct. 18, 2016**

(30) **Foreign Application Priority Data**

Apr. 18, 2016 (JP) ..... 2016-008530

(51) **LOC (11) Cl.** ..... **13-03**

(52) **U.S. Cl.**  
USPC ..... **D13/180**

(58) **Field of Classification Search**  
USPC ..... D13/180; D26/1  
CPC ... H01L 25/167; H01L 25/0753; H01L 27/15;  
H01L 27/156; H01L 31/02; H01L 33/00;  
H01L 33/04; H01L 33/08; H01L 33/10;  
H01L 33/20; H01L 33/38; H01L 33/42;  
H01L 33/48; H01L 33/6062; H01L  
33/483; H01L 33/486; F21K 9/00; F21K  
9/30; F21K 9/54

See application file for complete search history.

(56) **References Cited**

**U.S. PATENT DOCUMENTS**

6,483,623	B1 *	11/2002	Maruyama	.....	H01L 33/60
					257/676
7,425,083	B2 *	9/2008	Kim	.....	H01L 33/62
					257/98

**OTHER PUBLICATIONS**

OSRAM, SFH 4780S, Opto Semiconductors, Version 1.0, Jun. 12, 2015, 13 pgs. (e.g., pp. 1 and 9).

(Continued)

*Primary Examiner* — Selina Sikder  
(74) *Attorney, Agent, or Firm* — Procopio, Cory, Hargreaves & Savitch LLP

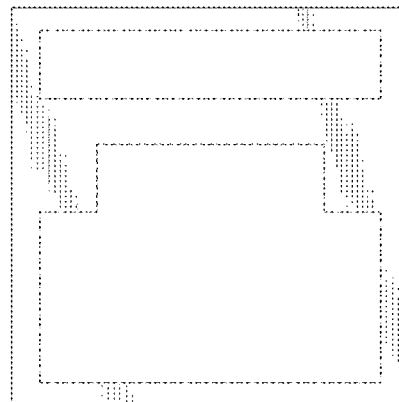
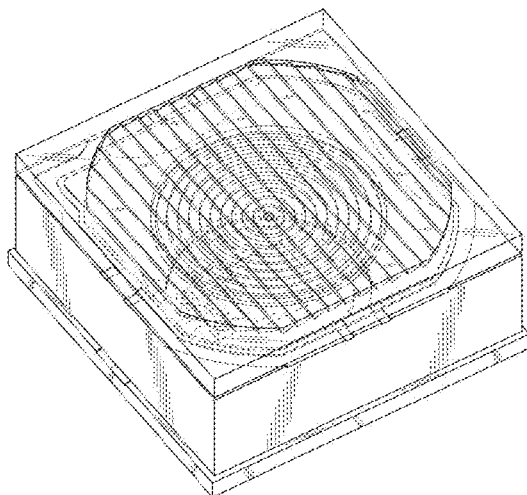
(57) **CLAIM**

The ornamental design for a light emitting diode, as shown and described.

**DESCRIPTION**

FIG. 1 is a perspective view of a light emitting diode showing my new design; FIG. 2 is a top plan view thereof; FIG. 3 is a bottom plan view thereof; FIG. 4 is a front elevational view thereof; FIG. 5 is a rear elevational view thereof; FIG. 6 is a left side elevational view thereof; and, FIG. 7 is a right side elevational view thereof. In the drawings, the broken lines depict portions of the light emitting diode which form no part of the claim.

**1 Claim, 5 Drawing Sheets**



(56)

**References Cited**

U.S. PATENT DOCUMENTS

2011/0062473 A1\* 3/2011 Tanuma ..... H01L 33/486  
257/98  
2011/0255281 A1\* 10/2011 Takei ..... H01L 33/60  
362/235  
2013/0026502 A1\* 1/2013 Park ..... H01L 33/505  
257/88  
2013/0037842 A1\* 2/2013 Yamada ..... H01L 33/60  
257/98  
2015/0014710 A1\* 1/2015 Yagi ..... H01L 33/56  
257/88  
2016/0356643 A1\* 12/2016 Foucal ..... G01J 1/0403  
2017/0200878 A1\* 7/2017 Fukuda ..... H01L 33/62

OTHER PUBLICATIONS

OSRAM, SFH 4786S, Opto Semiconductors, Version a.0, Aug. 7, 2015, 15 pgs. (e.g., pp. 1 and 6).  
Unpublished Design U.S. Appl. No. 29/581,299, filed Oct. 18, 2016, 36 pgs.  
Unpublished Design U.S. Appl. No. 29/581,301, filed Oct. 18, 2016, 35 pgs.

\* cited by examiner

FIG. 1

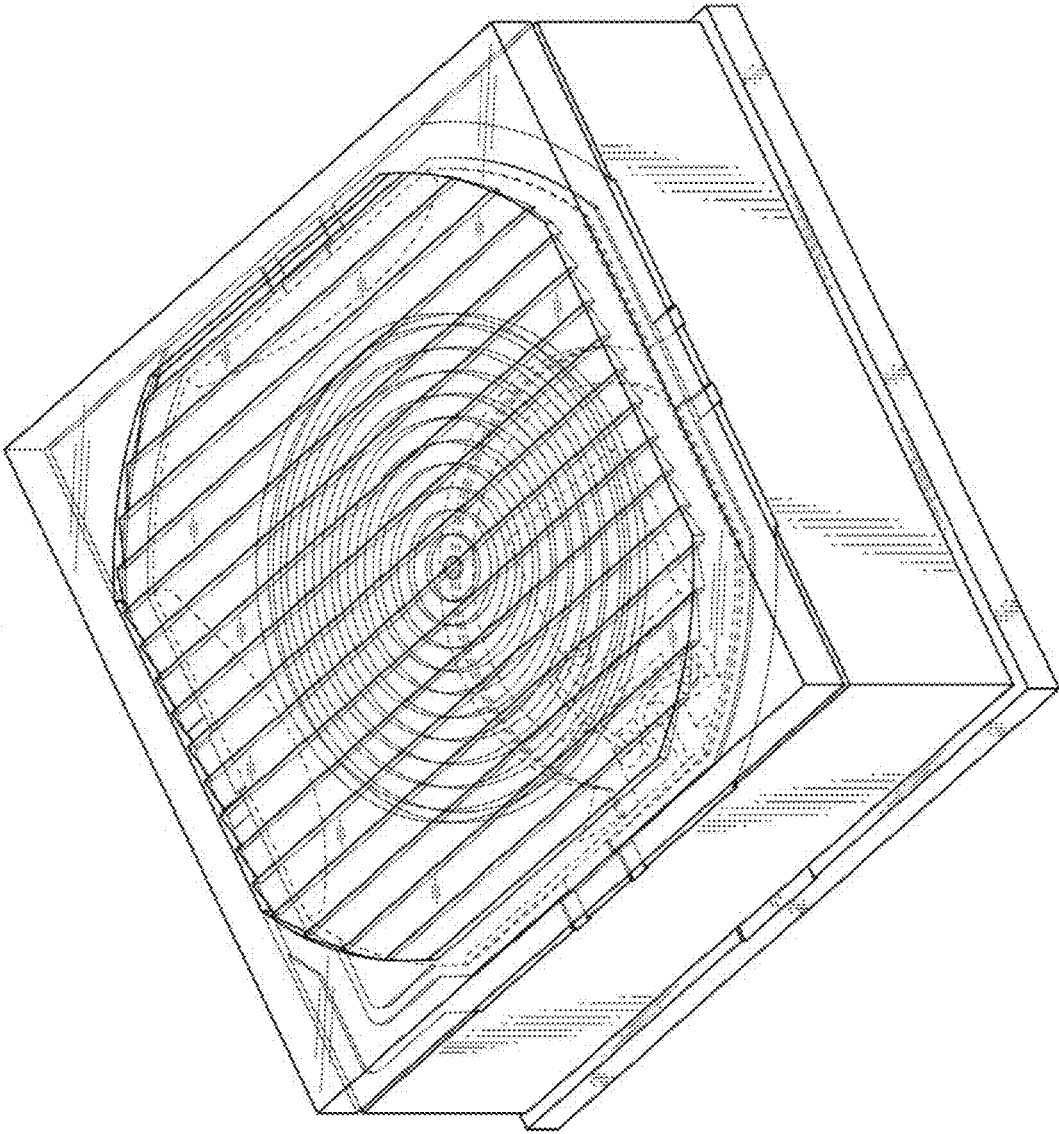


FIG. 2

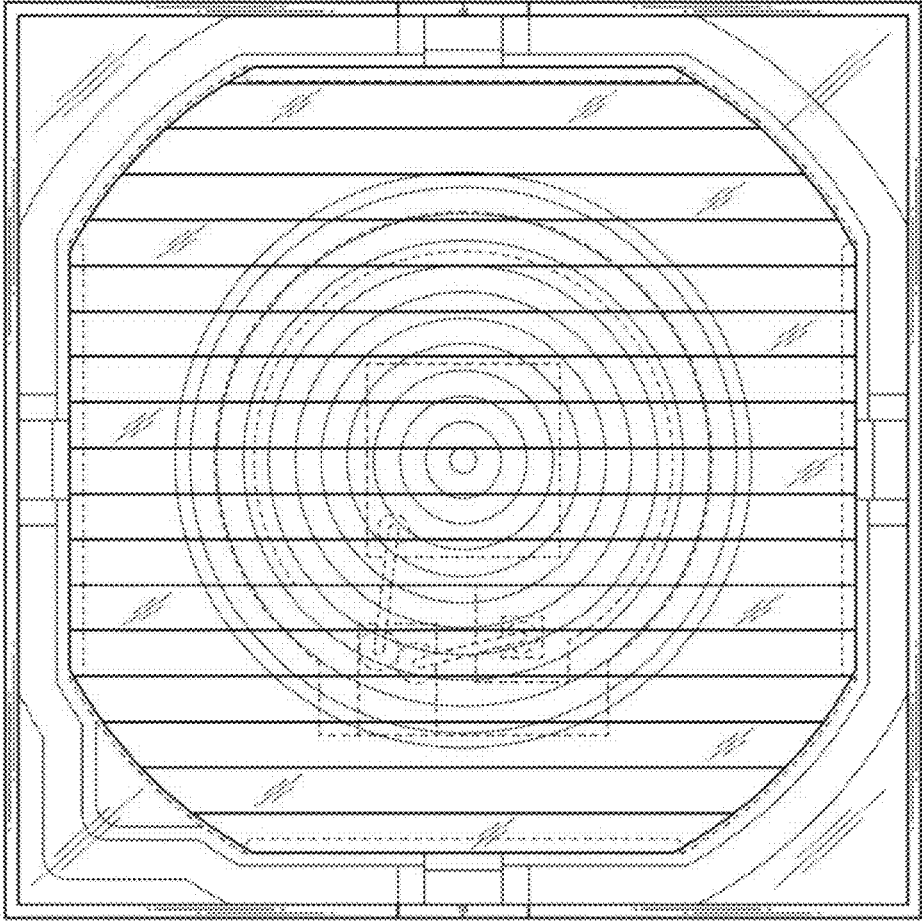


FIG. 3

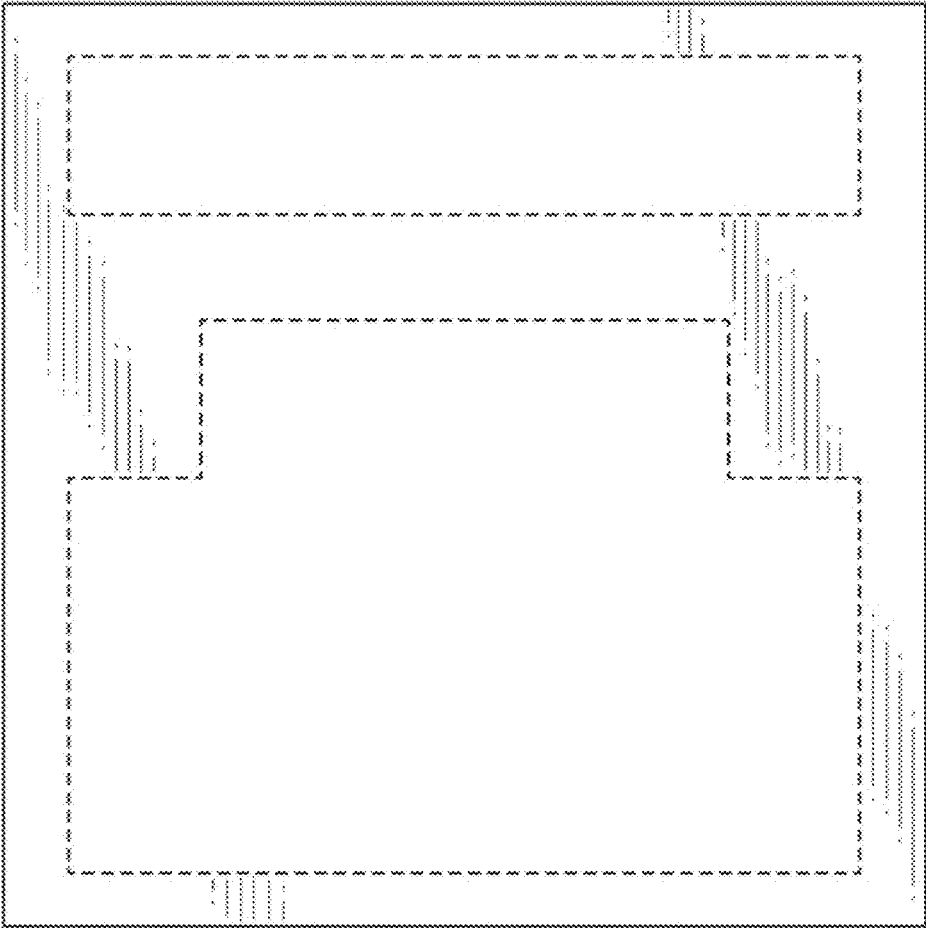


FIG. 4

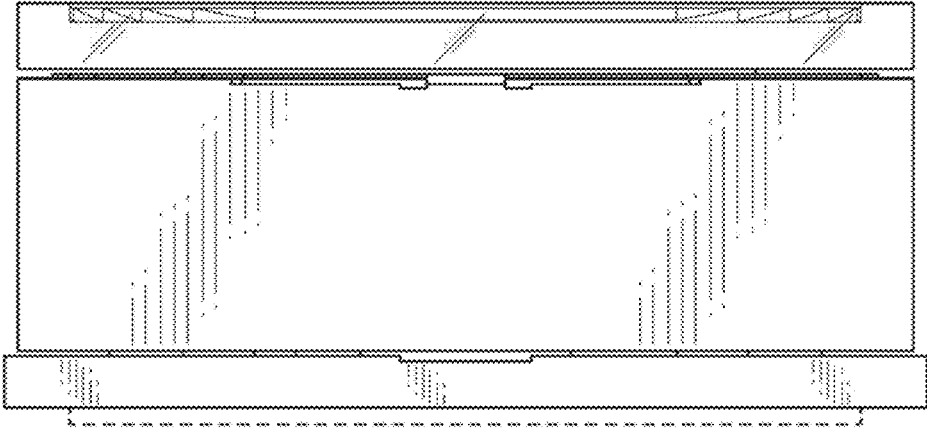


FIG. 5

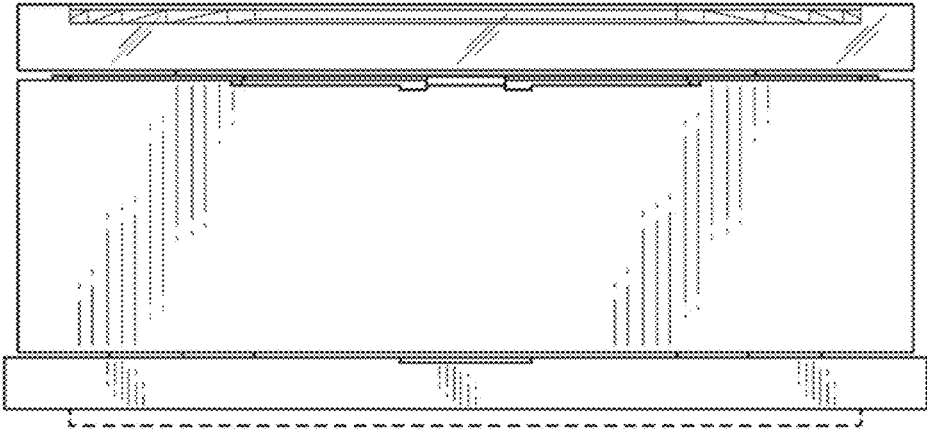


FIG. 6

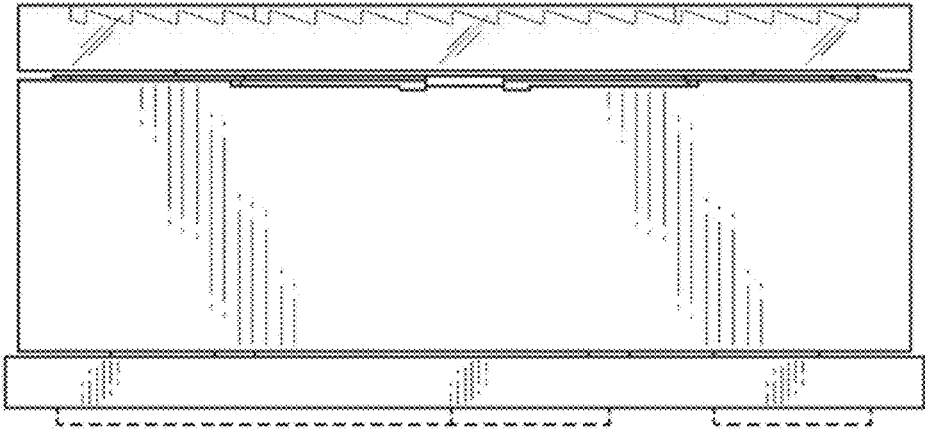


FIG. 7

