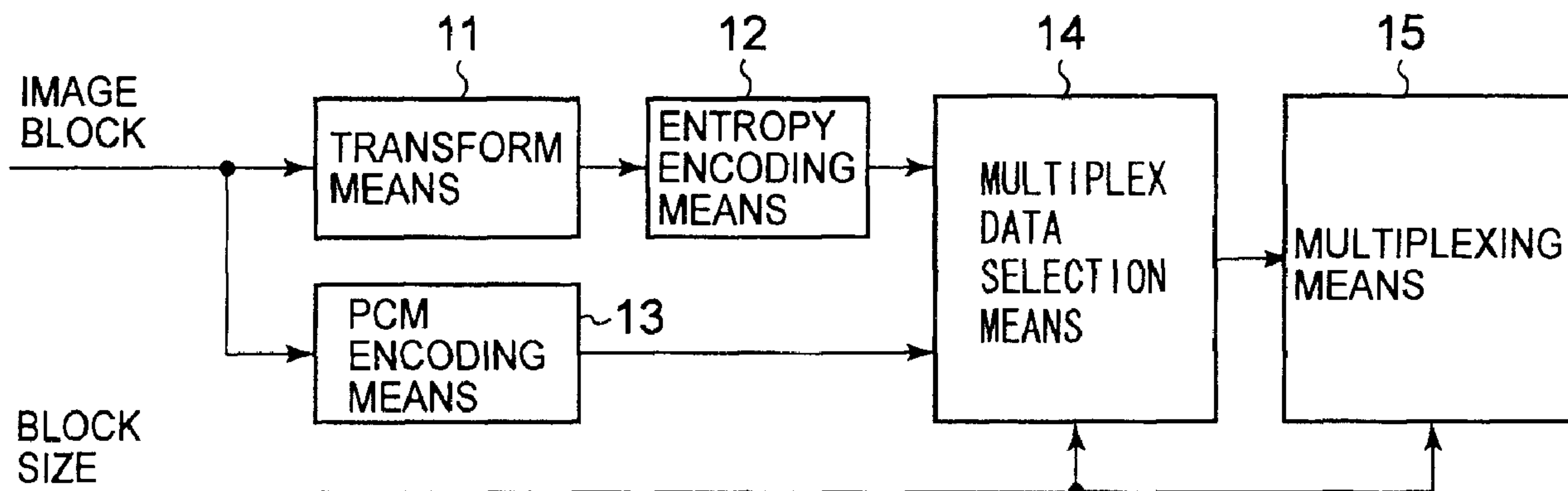




(22) **Date de dépôt/Filing Date:** 2011/11/22  
 (41) **Mise à la disp. pub./Open to Public Insp.:** 2012/05/31  
 (45) **Date de délivrance/Issue Date:** 2017/11/14  
 (62) **Demande originale/Original Application:** 2 819 014  
 (30) **Priorités/Priorities:** 2010/11/26 (JP2010-264320);  
 2011/02/09 (JP2011-026331)

(51) **Cl.Int./Int.Cl. H04N 19/13** (2014.01),  
**H04N 19/119** (2014.01), **H04N 19/159** (2014.01),  
**H04N 19/176** (2014.01), **H04N 19/70** (2014.01),  
**H04N 19/91** (2014.01), **H04N 21/236** (2011.01)  
 (72) **Inventeurs/Inventors:**  
 CHONO, KEIICHI, JP;  
 SENDA, YUZO, JP;  
 TAJIME, JUNJI, JP;  
 AOKI, HIROFUMI, JP;  
 SENZAKI, KENTA, JP  
 (73) **Propriétaire/Owner:**  
 NEC CORPORATION, JP  
 (74) **Agent:** SMART & BIGGAR

(54) **Titre : METHODE DE DECODAGE VIDEO, DISPOSITIF DE DECODAGE VIDEO ET PROGRAMME DE DECODAGE VIDEO**  
 (54) **Title: VIDEO DECODING METHOD, VIDEO DECODING DEVICE, AND VIDEO DECODING PROGRAM**



(57) **Abrégé/Abstract:**

A video encoding device includes: transform means 11 for transforming an image block; entropy encoding means 12 for entropy-encoding transformed data of the image block transformed by the transform means 11; PCM encoding means 13 for PCM-encoding the image block; multiplex data selection means 14 for selecting output data of the entropy encoding means 12 or the PCM encoding means 13, in a block of a block size set from the outside; and multiplexing means 15 for embedding a PCM header in a bitstream, in the block of the set from the outside block size.

**Abstract**

A video encoding device includes: transform means 11 for transforming an image block; entropy encoding means 12 for entropy-encoding transformed data of the image block transformed by the transform means 11; PCM encoding means 13 for PCM-encoding the image block; multiplex data selection means 14 for selecting output data of the entropy encoding means 12 or the PCM encoding means 13, in a block of a block size set from the outside; and multiplexing means 15 for embedding a PCM header in a bitstream, in the block of the set from the outside block size.

81789676

1

**Description****VIDEO DECODING METHOD, VIDEO DECODING DEVICE, AND  
VIDEO DECODING PROGRAM**

This is a divisional of Canadian National Phase  
5 Application No. 2,819,014 filed on November 22, 2011.

**Technical Field**

[0001]

The present invention relates to a video encoding  
device and a video decoding device that use PCM encoding.

**10 Summary of the Invention**

[0001a]

According to an aspect of the present invention,  
there is provided a video decoding method comprising: a step of  
extracting PCM block size information from a bitstream, the PCM  
15 block size information indicating a threshold to be used at a  
subsequent PCM header parsing step; a step of determining the  
threshold based on the PCM block size information; the step of  
parsing a PCM header comprising parsing the PCM header from the  
bitstream with respect to an encoded block, only when a block  
20 size of the encoded block is equal to or less than the  
determined threshold, the PCM header being information  
indicative of whether the encoded block is a block that has  
been encoded by PCM-encoding or not; a step of controlling an  
entropy decoding process and a PCM decoding process based on  
25 the PCM header; a step of parsing transformed data of a  
prediction error data of an image in the bitstream upon the  
entropy decoding process being controlled; and a step

81789676

1a

of decoding by PCM-decoding PCM data of the image in the bitstream upon the PCM decoding process being controlled.

[0001b]

According to another aspect of the present invention,  
5 there is provided a video decoding device comprising:  
extracting means for extracting PCM block size information from a bitstream, the PCM block size information indicating a threshold to be used by PCM header parsing means; determination means for determining the threshold based on the extracted PCM  
10 block size information; the PCM header parsing means being configured for parsing a PCM header from the bitstream with respect to an encoded block, only when a block size of the encoded block is equal to or less than the determined threshold, the PCM header being information indicative of  
15 whether the encoded block is a block that has been encoded by PCM-encoding or not; decoding control means for controlling an entropy decoding means and a PCM decoding means based on the PCM header; the entropy decoding means for parsing transformed data of a prediction error data of an image in the bitstream  
20 upon the entropy decoding process being controlled; and the PCM decoding means for decoding by PCM decoding PCM data of the image in the bitstream upon the PCM decoding process being controlled.

[0001c]

25 According to another aspect of the present invention, there is provided a non-transient computer-readable medium storing a video decoding program comprising executable instructions for causing a computer to execute: a process of extracting PCM block size information from a bitstream, the PCM

81789676

1b

block size information indicating a threshold to be used at a subsequent PCM header parsing process; a process of determining the threshold based on the PCM block size information; the process of parsing a PCM header comprising parsing the PCM header from the bitstream with respect to an encoded block, only when a block size of the encoded block is equal to or less than the determined threshold, the PCM header being information indicative of whether the encoded block is a block that has been encoded by PCM-encoding or not; a process of controlling an entropy decoding process and a PCM decoding process based on the PCM header; a process of parsing transformed data of a prediction error data of an image in the bitstream upon the entropy decoding process being controlled; and a process of PCM-decoding PCM data of the image in the bitstream upon the PCM decoding process being controlled.

[0001d]

According to another aspect, there is provided a video encoding device comprising: transform means for transforming an image block; entropy encoding means for entropy-encoding transformed data of the image block transformed by the transform means; PCM encoding means for encoding by PCM encoding the image block; multiplex data selection means for selecting output data of the entropy encoding means or the PCM encoding means, in a block whose block size is one of a plurality of block sizes, the block size is limited based on a predetermined block size; and multiplexing means for embedding a PCM header in a bitstream, in the block of the block size.

81789676

2

[0001e]

According to another aspect, there is provided a video decoding device comprising: extracting means for extracting PCM block size information from a bitstream; PCM  
5 block size determination means for determining a PCM block size for parsing a PCM header based on the PCM block size information; PCM header parsing means for parsing the PCM header from the bitstream in a block whose block size is one of a plurality of block sizes and is limited based on the PCM  
10 block size; entropy decoding means for parsing transformed data of an image in the bitstream; PCM decoding means for decoding by PCM decoding PCM data of the image in the bitstream; and decoding control means for controlling the entropy decoding means and the PCM decoding means based on the PCM header.

15 [0001f]

According to another aspect, there is provided a video encoding method comprising: selecting data obtained by entropy-encoding transformed data of an image block or data obtained by PCM encoding the image block, in a block whose  
20 block size is one of a plurality of block sizes and is limited based on a predetermined block size; and embedding a PCM header indicating a block encoded by PCM-encoding in a bitstream, in a block having the block size.

[0001g]

25 According to another aspect, there is provided a video decoding method comprising: extracting PCM block size information from a bitstream; determining a PCM block size for parsing a PCM header based on the PCM block size information;

81789676

3

parsing the PCM header from the bitstream, in a block whose block size is one of a plurality of block sizes and is limited based on the PCM block size; controlling an entropy decoding process and a PCM decoding process based on the PCM header;

5 parsing transformed data of an image in the bitstream upon the entropy decoding process being controlled; and decoding by PCM-decoding PCM data of the image in the bitstream upon the PCM decoding process being controlled.

[0001h]

10 According to another aspect, there is provided a computer-readable medium storing a video encoding program comprising executable instructions for causing a computer to execute: a selection process of selecting data obtained by entropy-encoding transformed data of an image block or data

15 obtained by PCM encoding the image block, in a block whose block size is one of a plurality of block sizes and is limited based on a predetermined block size; and a multiplexing process of embedding a PCM header in a bitstream, in a block having the block size.

20 [0001i]

According to another aspect, there is provided a computer-readable medium storing a video decoding program comprising executable instructions for causing a computer to execute: an extraction process of extracting PCM block size

25 information from a bitstream; a PCM block size determination process of determining a PCM block size for parsing a PCM header based on the PCM block size information; a process of parsing the PCM header from the bitstream in a block whose block size is one of a plurality of block sizes and is limited

81789676

4

based on the PCM block size; and a process of controlling an entropy decoding process and a PCM decoding process based on the PCM header, wherein the computer is caused to parse transformed data of an image in the bitstream upon the entropy  
5 decoding process being controlled, and wherein the computer is caused to decode by PCM-decoding PCM data of the image in the bitstream upon the PCM decoding process being controlled.

[0001j]

According to another aspect, there is provided a  
10 video decoding method comprising: extracting PCM block size information from a bitstream; determining a maximum value of a PCM block size for parsing a PCM header based on the PCM block size information; parsing from the bitstream the PCM header whose block has equal to or less than the maximum value of the  
15 PCM block size; controlling an entropy decoding process and a PCM decoding process based on the PCM header; parsing transformed data of an image in the bitstream upon the entropy decoding process being controlled; and decoding by PCM-decoding PCM data of the image in the bitstream upon the PCM decoding  
20 process being controlled.

[0001k]

According to another aspect, there is provided a video decoding device comprising: extraction means for extracting PCM block size information from a bitstream; PCM  
25 block size determination means for determining a maximum value of a PCM block size for parsing a PCM header based on the PCM block size information; PCM header parsing means for parsing from the bitstream the PCM header whose block has equal to or less than a maximum value of the PCM block size; decoding



81789676

5

control means for controlling an entropy decoding process and a PCM decoding process based on the PCM header; entropy decoding means for parsing transformed data of an image in the bitstream upon the entropy decoding process being controlled; and PCM  
5 decoding means for decoding by PCM decoding PCM data of the image in the bitstream upon the PCM decoding process being controlled.

[00011]

According to another aspect, there is provided a  
10 computer-readable medium storing a video decoding program comprising executable instructions for causing a computer to execute: an extraction process of extracting PCM block size information from a bitstream; a PCM block size determination process of determining a maximum value of a PCM block size for  
15 parsing a PCM header based on the PCM block size information; a PCM header parsing process of parsing from the bitstream the PCM header whose block has equal to or less than the maximum value of the PCM block size; and a decoding control process of controlling an entropy decoding process and a PCM decoding  
20 process based on the PCM header, wherein the computer is caused to execute an entropy decoding process of parsing transformed data of an image in the bitstream upon the entropy decoding process being controlled, and wherein the computer is caused to execute a PCM decoding process of PCM-decoding PCM data of the  
25 image in the bitstream upon the PCM decoding process being controlled.

[0001m]

According to another aspect, there is provided a video decoding method comprising: extracting PCM block size

81789676

6

information from a bitstream; determining a minimum value of a PCM block size for which a PCM header is parsed based on the PCM block size information; parsing from the bitstream split\_coding\_unit\_flag which is information for specifying a

5 block size of a coding unit parsed from the bitstream; determining the block size of the coding unit based on the split\_coding\_unit\_flag; parsing from the bitstream the PCM header of the coding unit, in the case where the block size of the coding unit is equal to or more than the minimum value of

10 the PCM block size; controlling an entropy decoding process and a PCM decoding process based on the PCM header; parsing transformed data of an image in the bitstream upon the entropy decoding process being controlled; and byte-aligning the bitstream and PCM-decoding PCM-encoded luminance data and color

15 difference data of the image in the byte-aligned bitstream upon the PCM decoding being controlled.

[0001n]

According to an aspect, there is provided a video decoding device comprising: extraction means for extracting PCM

20 block size information from a bitstream; PCM block size determination means for determining a minimum value of a PCM block size for parsing a PCM header based on the PCM block size information; means for parsing from the bitstream split\_coding\_unit\_flag which is information for specifying a

25 block size of a coding unit parsed from the bitstream; means for determining the block size of the coding unit based on the split\_coding\_unit\_flag; PCM header parsing means for parsing the PCM header of the coding unit from the bitstream, in the case where the block size of the coding unit is equal to or

30 more than the minimum value of the PCM block size; decoding

81789676

7

control means for controlling an entropy decoding process and a PCM decoding process based on the PCM header; entropy decoding means for parsing transformed data of an image in the bitstream upon the entropy decoding process being controlled; and PCM  
5 decoding means for byte-aligning the bitstream and decoding by PCM decoding PCM-encoded luminance data and color difference data of the image in the byte-aligned bitstream, in the case of controlling the PCM decoding.

[0001o]

10 According to another aspect, there is provided a computer-readable medium storing a video decoding program comprising executable instructions for causing a computer to execute: an extraction process of extracting PCM block size information from a bitstream; a PCM block size determination  
15 process of determining a minimum value of a PCM block size for parsing a PCM header based on the PCM block size information; a process of parsing from the bitstream split\_coding\_unit\_flag which is information for specifying a block size of a coding unit parsed from the bitstream; a process of determining the  
20 block size of the coding unit based on the split\_coding\_unit\_flag; a PCM header parsing process of parsing the PCM header of the coding unit from the bitstream, in the case where the block size of the coding unit is equal to or more than the minimum value of the PCM block size; and a  
25 decoding control process of controlling an entropy decoding process and a PCM decoding process based on the PCM header, wherein the computer is caused to execute an entropy decoding process of parsing transformed data of an image in the bitstream upon the entropy decoding process being controlled,  
30 and wherein the computer is caused to execute a PCM decoding

81789676

8

process of byte-aligning the bitstream and decoding by PCM decoding PCM-encoded luminance data and color difference data of the image in the byte-aligned bitstream upon the PCM decoding process being controlled.

5 [0001p]

According to another aspect, there is provided a video decoding method comprising: extracting PCM block size information from a bitstream; determining a minimum value of a PCM block size for parsing a PCM header based on the PCM block size information; parsing from the bitstream  
10 split\_coding\_unit\_flag which is information for specifying a block size of a coding unit parsed from the bitstream; determining the block size of the coding unit based on the split\_coding\_unit\_flag; parsing a block type of the coding unit  
15 from the bitstream; parsing from the bitstream the PCM header of the coding unit, in the case where information set by the block type of the coding unit is information indicating that the coding unit is intra-predicted and the block size of the coding unit is equal to or more than the minimum value of the  
20 PCM block size; controlling an entropy decoding process and a PCM decoding process based on the PCM header; parsing transformed data of an image in the bitstream upon the entropy decoding process being controlled; inverse-transforming the transformed data; and byte-aligning the bitstream and decoding  
25 by PCM decoding PCM-encoded luminance data and color difference data of the image in the byte-aligned bitstream upon the PCM decoding process being controlled, wherein the minimum value of the PCM block size is equal to or more than a predetermined size.

81789676

9

[0001q]

According to another aspect, there is provided a video decoding device comprising: extraction means for extracting PCM block size information from a bitstream; PCM  
5 block size determination means for determining a minimum value of a PCM block size for parsing a PCM header based on the PCM block size information; means for parsing from the bitstream split\_coding\_unit\_flag which is information for specifying a block size of a coding unit parsed from the bitstream; means  
10 for determining the block size of the coding unit based on the split\_coding\_unit\_flag; means for parsing a block type of the coding unit from the bitstream; PCM header parsing means for parsing the PCM header of the coding unit from the bitstream, in the case where information set by the block type of the  
15 coding unit is information indicating that the coding unit is intra-predicted and the block size of the coding unit is equal to or more than the minimum value of the PCM block size; decoding control means for controlling an entropy decoding process and a PCM decoding process based on the PCM header;  
20 entropy decoding means for parsing transformed data of an image in the bitstream upon the entropy decoding process being controlled; inverse transform means for inverse-transforming the transformed data; and PCM decoding means for byte-aligning the bitstream and PCM-decoding PCM-encoded luminance data and  
25 color difference data of the image in the byte-aligned bitstream upon the PCM decoding process being controlled, wherein the minimum value of the PCM block size is equal to or more than a predetermined size.

81789676

10

[0001r]

According to another aspect, there is provided a computer-readable medium storing a video decoding program comprising executable instructions for causing a computer to

5 execute: an extraction process of extracting PCM block size information from a bitstream; a PCM block size determination process of determining a minimum value of a PCM block size for parsing a PCM header based on the PCM block size information; a

10 process of parsing from the bitstream split\_coding\_unit\_flag which is information for specifying a block size of a coding unit parsed from the bitstream; a process of determining the block size of the coding unit based on the split\_coding\_unit\_flag; a process of parsing a block type of the coding unit from the bitstream; a PCM header parsing

15 process of parsing the PCM header of the coding unit from the bitstream, in the case where information set by the block type of the coding unit is information indicating that the coding unit is intra-predicted and the block size of the coding unit is equal to or more than the minimum value of the PCM block

20 size; and a decoding control process of controlling an entropy decoding process and a PCM decoding process based on the PCM header, wherein the computer is caused to execute an entropy decoding process of parsing transformed data of an image in the bitstream and an inverse transform process of inverse-

25 transforming the transformed data upon the entropy decoding process being controlled, wherein the computer is caused to execute a PCM decoding process of byte-aligning the bitstream and PCM-decoding PCM-encoded luminance data and color difference data of the image in the byte-aligned bitstream upon

30 the PCM decoding process being controlled, and wherein the

55227-1D1

11

minimum value of the PCM block size is equal to or more than a predetermined size.

[0002]

A video encoding device according to an aspect of the present disclosure includes: transform means for transforming an image block; entropy encoding means for entropy-encoding transformed data of the image block transformed by the transform means; PCM encoding means for encoding by PCM encoding the image block; multiplex data selection means for selecting output data of the entropy encoding means or the PCM encoding means, in a block of a block size set from the outside; and multiplexing means for embedding a PCM header in a bitstream, in the block of the block size set from the outside.

[0003]

A video decoding device according to another aspect includes: de-multiplexing means for de-multiplexing a bitstream including PCM block size information; PCM block size determination means for determining a PCM block size for which a PCM header is parsed based on the PCM block size information de-multiplexed by the de-multiplexing means; PCM header parsing means for parsing from the bitstream the PCM header, in a block of the PCM block size determined by the PCM block size determination means; entropy decoding means for entropy-decoding transformed data of an image included in the bitstream; inverse transform means for inverse-transforming the transformed data entropy-decoded by the entropy decoding means; PCM decoding means for decoding by PCM decoding PCM data of the image in the bitstream; and decoding control means for controlling the entropy decoding means and the PCM decoding

55227-1D1

12

means based on the PCM header parsed by the PCM header parsing means.

[0004]

A video encoding method according to another aspect  
5 includes: selecting data obtained by entropy-encoding transformed data of an image block or data obtained by PCM encoding the image block, in a unit of a block size set from the outside; and embedding a PCM header in a bitstream, in a block of the block size set from the outside.

10 [0005]

A video decoding method according to another aspect includes: de-multiplexing a bitstream including PCM block size information; determining a PCM block size for parsing a PCM header based on the de-multiplexed PCM block size information;  
15 parsing from the bitstream the PCM header, in a block of the determined PCM block size; controlling an entropy decoding process and a PCM decoding process based on the PCM header: entropy-decoding transformed data of an image in the bitstream and inverse-transforming the entropy-decoded transformed data  
20 upon the entropy decoding process being controlled; and decoding by PCM decoding PCM data of the image in the bitstream upon the PCM decoding process being controlled.

[0006]

A video encoding program according to another aspect  
25 causes a computer to execute: a selection process of selecting data obtained by entropy-encoding transformed data of an image block or data obtained by PCM encoding the image block, in a unit of a block size set from the outside; and a multiplexing



55227-1D1

13

process of embedding a PCM header in a bitstream, in a block of the block size set from the outside.

[0007]

A video decoding program according to another aspect  
5 causes a computer to execute: a de-multiplexing process of de-multiplexing a bitstream including PCM block size information; a PCM block size determination process of determining a PCM block size for parsing a PCM header based on the de-multiplexed PCM block size information; a PCM header parsing process of  
10 parsing from the bitstream the PCM header, in a block of the determined PCM block size; and a process of controlling an entropy decoding process and a PCM decoding process based on the parsed PCM header: wherein the computer is caused to execute a process of entropy-decoding transformed data of an  
15 image in the bitstream and inverse-transforming the entropy-decoded transformed data upon the entropy decoding process being controlled, and wherein the computer is caused to execute a process of decoding by PCM decoding PCM data of the image in the bitstream upon the PCM decoding process being controlled.

20 [0008]

According to aspects of the present disclosure, the coding unit size for which the PCM header is signaled is limited to the predetermined size, so that the ratio of the number of bits of the PCM header in the bitstream can be kept  
25 low and the quality of compressed video can be maintained, while guaranteeing a certain processing time for the video encoding device.

55227-1D1

14

[0009]

Moreover, according to some aspects of the present disclosure, the interoperability of the video encoding device and the video decoding device can be enhanced by embedding, in  
5 the bitstream, the PCM coding unit size information for signaling the predetermined size to the video decoding device.

**Brief Description of Drawings**

[0010]

[Fig. 1] Fig. 1 is a block diagram of a video  
10 encoding device in Exemplary Embodiment 1.

[Fig. 2] Fig. 2 is an explanatory diagram of list 1 indicating a PCM header in PU syntax.

[Fig. 3] Fig. 3 is an explanatory diagram of list 2 indicating PCM coding unit size information in a sequence  
15 parameter set.

[Fig. 4] Fig. 4 is a flowchart showing a PCM header writing operation.

[Fig. 5] Fig. 5 is a block diagram of a video decoding device in Exemplary Embodiment 2.

20 [Fig. 6] Fig. 6 is a flowchart showing a PCM header parsing operation.

[Fig. 7] Fig. 7 is an explanatory diagram of list 3 indicating PCM coding unit size information in a picture parameter set.

55227-1D1

15

[Fig. 8] Fig. 8 is an explanatory diagram of list 4 indicating PCM coding unit size information in a slice header.

[Fig. 9] Fig. 9 is an explanatory diagram of list 1 indicating a PCM header in PU syntax in Exemplary Embodiment 3.

5 [Fig. 10] Fig. 10 is a flowchart showing a PCM header parsing operation in Exemplary Embodiment 3.

[Fig. 11] Fig. 11 is a block diagram showing a structural example of an information processing system capable of realizing functions of a video encoding device and a video  
10 decoding device according to an embodiment of the present invention.

[Fig. 12] Fig. 12 is a block diagram showing a main part of a video encoding device according to an embodiment of the present invention.

15 [Fig. 13] Fig. 13 is a block diagram showing a main part of a video decoding device according to an embodiment of the present invention.

[Fig. 14] Fig. 14 is a block diagram of a typical video encoding device.

20 [Fig. 15] Fig. 15 is an explanatory diagram showing an example of block division.

[Fig. 16] Fig. 16 is an explanatory diagram for describing prediction types.

[Fig. 17] Fig. 17 is an explanatory diagram for  
25 describing prediction types.

55227-1D1

15a

[Fig. 18] Fig. 18 is an explanatory diagram showing an example of inter-frame prediction using 16 x 16 block size as an example.

[Fig. 19] Fig. 19 is an explanatory diagram for  
5 describing a CTB.

[Fig. 20] Fig. 20 is an explanatory diagram for describing a PU.

### **Description of Embodiment(s)**

[0011]

10 Patent Literature (PTL) 1 proposes a video encoding method for embedding, in an output bitstream, information indicating a block type that is not subjected to a transform process and an entropy encoding process, in order to guarantee a certain processing time for a video encoding device or a  
15 video decoding device.

[0012]

An example of the block type that is not subjected to the transform process and the entropy encoding process is pulse code modulation (PCM) described in Non Patent Literature (NPL)  
20 1. The term block type means an encoding type (below-mentioned intra prediction, inter prediction, and PCM) used for a block.

[0013]

A video encoding device described in NPL 1 has a structure shown in Fig. 14. The video encoding device shown in  
25 Fig. 14 is hereafter referred to as a typical video encoding device.

55227-1D1

15b

[0014]

A structure and an operation of the typical video encoding device that receives each frame of digitized video as input and outputs a bitstream are described below, with  
5 reference to Fig. 14.

[0015]

The video encoding device shown in Fig. 14 includes a transformer/quantizer 102, an entropy encoder 103, an inverse transformer/inverse quantizer 104, a buffer 105, a predictor  
10 106, a PCM encoder 107, a PCM decoder 108, a multiplex data selector 109, a multiplexer 110, a switch 121, and a switch 122.

[0016]

The video encoding device shown in Fig. 14 divides  
15 each frame into blocks of 16 x 16 pixel size called macroblocks (MBs), and encodes each MB sequentially from top left of the frame. In AVC described in NPL 1, each MB is further divided into blocks of 4 x 4 pixel size, and each block of 4 x 4 pixel size is encoded.

20 [0017]

Fig. 15 is an explanatory diagram showing an example of block division in the case where the frame has a spatial resolution of QCIF (Quarter Common Intermediate Format). The following describes an operation of each unit while focusing  
25 only on pixel values of luminance, for simplicity's sake.

55227-1D1

15c

[0018]

A prediction signal supplied from the predictor 106 is subtracted from the block-divided input video, and the result is input to the transformer/quantizer 102. There are two  
5 types of prediction signal, namely, an intra prediction signal and an inter-frame prediction signal. Each of the prediction signals is described below.

[0019]

The intra prediction signal is a prediction signal  
10 generated based on an image of a reconstructed picture that has the same display time as a current picture and is stored in the buffer 105. Referring to 8.3.1 Intra\_4x4 prediction process for luma samples, 8.3.2 Intra\_8x8 prediction process for luma samples, and 8.3.3 Intra\_16x16 prediction process for luma  
15 samples in NPL 1, intra prediction of three block sizes, i.e. Intra\_4x4, Intra\_8x8, and Intra\_16x16, are available.

[0020]

Intra\_4x4 and Intra\_8x8 are respectively intra prediction of 4 x 4 block size and 8 x 8 block size, as can be  
20 understood from (a) and (c) in Fig. 16. Each circle (o) in the drawing represents a reference pixel used for intra prediction, i.e. a pixel of the reconstructed picture having the same display time as the current picture.

[0021]

25 In intra prediction of Intra\_4x4, reconstructed peripheral pixels are directly set as reference pixels, and used for padding (extrapolation) in nine directions shown in

55227-1D1

15d

(b) in Fig. 16 to form the prediction signal. In intra prediction of Intra\_8x8, pixels obtained by smoothing peripheral pixels of the image of the reconstructed picture by low-pass filters (1/2, 1/4, 1/2) shown under the right arrow in (c) in Fig. 16 are set as reference signals, and used for extrapolation in the nine directions shown in (b) in Fig. 16 to form the prediction signal.

[0022]

Similarly, Intra\_16x16 is intra prediction of 16 x 16 block size, as can be understood from (a) in Fig. 17. Each circle (o) in the drawing represents a reference pixel used for intra prediction, i.e. a pixel of the reconstructed picture having the same display time as the current picture, as in Fig. 16. In intra prediction of Intra\_16x16, peripheral pixels of the reconstructed image are directly set as reference pixels, and used for extrapolation in four directions shown in (b) in Fig. 17 to form the prediction signal.

[0023]

Hereafter, an MB and a block encoded using the intra prediction signal are respectively referred to as an intra MB and an intra block, a block size of intra prediction is referred to as an intra prediction block size, and a direction of extrapolation is referred to as an intra prediction direction. The intra prediction block size and the intra prediction direction are prediction parameters related to intra prediction.

55227-1D1

15e

[0024]

The inter-frame prediction signal is a prediction signal generated from an image of a reconstructed picture that has a different display time from the one the current picture has and is stored in the buffer 105. Hereafter, an MB and a block encoded using the inter-frame prediction signal are respectively referred to as an inter MB and an inter block. A block size of inter prediction (inter prediction block size) can be selected from, for example, 16 x 16, 16 x 8, 8 x 16, 8 x 8, 8 x 4, 4 x 8, and 4 x 4.

[0025]

Fig. 18 is an explanatory diagram showing an example of inter-frame prediction using 16 x 16 block size. A motion vector  $MV = (mv^x, mv^y)$  shown in Fig. 18 is a prediction parameter of inter-frame prediction, which indicates the amount of parallel translation of an inter-frame prediction block (inter-frame prediction signal) of a reference picture relative to a block to be encoded. In AVC, prediction parameters of inter-frame prediction include not only an inter-frame prediction direction representing a direction of the reference picture of the inter-frame prediction signal relative to a picture to be encoded of the block to be encoded, but also a reference picture index for identifying the reference picture used for inter-frame prediction of the block to be encoded. This is because, in AVC, a plurality of reference pictures stored in the buffer 105 can be used for inter-frame prediction.



55227-1D1

15f

[0026]

Inter-frame prediction is described in more detail in 8.4 Inter prediction process in NPL 1.

[0027]

5 A picture encoded including only intra MBs is called an I picture. A picture encoded including not only intra MBs but also inter MBs is called a P picture. A picture encoded including inter MBs that use not only one reference picture but two reference pictures simultaneously for inter-frame  
10 prediction is called a B picture. In the B picture, inter-frame prediction in which the direction of the reference picture of the inter-frame prediction signal relative to the picture to be encoded of the block to be encoded is to the past is called forward prediction, inter-frame prediction in which the  
15 direction of the reference picture of the inter-frame prediction signal relative to the picture to be encoded of the block to be encoded is to the future is called backward prediction, and inter-frame prediction involving both the past and the future is called bidirectional prediction. The  
20 direction of inter-frame prediction (inter prediction direction) is a prediction parameter of inter-frame prediction.

[0028]

The transformer/quantizer 102 frequency-transforms the image (prediction error image) from which the prediction  
25 signal has been subtracted.

55227-1D1

15g

[0029]

The transformer/quantizer 102 further quantizes the frequency-transformed prediction error image (frequency transform coefficient), with a predetermined quantization step width  $Q_s$ . Hereafter, the quantized frequency transform coefficient is referred to as a transform quantization value.

[0030]

The entropy encoder 103 entropy-encodes the prediction parameters and the transform quantization value. The prediction parameters are information related to MB and block prediction, such as block type (intra prediction, inter prediction, and PCM), intra prediction block size, intra prediction direction, inter prediction block size, and motion vector mentioned above.

15 [0031]

The inverse transformer/inverse quantizer 104 inverse-quantizes the transform quantization value, with the quantization step width  $Q_s$ . The inverse transformer/inverse quantizer 104 further inverse-frequency-transforms the frequency transform coefficient obtained by the inverse quantization. The prediction signal is added to the reconstructed prediction error image obtained by the inverse frequency transform, and the result is supplied to the switch 122.

25 [0032]

The multiplex data selector 109 monitors the amount of input data of the entropy encoder 103 corresponding to the

55227-1D1

15h

MB to be encoded. In the case where the entropy encoder 103 is capable of entropy-encoding the input data within a processing time of the MB, the multiplex data selector 109 selects the output data of the entropy encoder 103, and causes the selected  
5 data to be supplied to the multiplexer 110 via the switch 121. The multiplex data selector 109 further selects the output data of the inverse transformer/inverse quantizer 104, and causes the selected data to be supplied to the buffer 105 via the switch 122.

10 [0033]

In the case where the entropy encoder 103 is not capable of entropy-encoding the input data within the processing time of the MB, the multiplex data selector 109 selects the output data of the PCM encoder 107 obtained by PCM  
15 encoding the video of the MB, and causes the selected data to be supplied to the multiplexer 110 via the switch 121. The multiplex data selector 109 further selects the output data of the PCM decoder 108 obtained by PCM decoding the output data of the PCM encoder 107, and causes the selected data to be  
20 supplied to the buffer 105 via the switch 122.

[0034]

The buffer 105 stores the reconstructed image supplied via the switch 122. The reconstructed image per frame is referred to as a reconstructed picture.

25 [0035]

The multiplexer 110 multiplexes the output data of the entropy encoder 103 and the PCM encoder 107, and outputs the multiplexing result.

55227-1D1

15i

[0036]

Based on the operation described above, the multiplexer 110 in the video encoding device generates the bitstream.

5

**Citation List****Patent Literature**

[0037]

PTL 1: Japanese Patent Application Laid-Open  
10 No. 2004-135251

**Non Patent Literatures**

[0038]

NPL 1: ISO/IEC 14496-10 Advanced Video Coding

NPL 2: "Test Model under Consideration", Document:  
15 JCTVC-B205, Joint Collaborative Team on Video Coding (JCT-VC)  
of ITU-T SG16 WP3 and ISO/IEC JTC1/SC29/WG11 2nd Meeting:  
Geneva, CH, 21-28 July, 2010

NPL 3: W.-J. Chen, X. Wang, and M. Karczewicz, "CE5  
Improved coding of inter prediction mode with LCEC," JCTVC-D370

20 NPL 4: S. Liu, Y.-W. Huang, S. Lei, "Remove Partition  
Size NxN," JCTVC-D432

55227-1D1

15j

[0039]

The typical technique described above guarantees a certain processing time for a video encoding device or a video decoding device by using, in MBs, PCM that does not involve a transform process and an entropy encoding process.

[0040]

However, the typical technique described above is based on video encoding that uses MBs of a fixed coding unit size (CU size). Accordingly, as described in NPL 2, when the typical technique described above is applied to video encoding (hereafter referred to as Test Model under Consideration scheme (TMuC scheme)) that uses coding units (coding tree blocks (CTBs)) of a quadtree structure shown in Fig. 19 where the CU size is variable and information (PCM header) indicating PCM is embedded in the output bitstream in CTBs of all layers (i.e. all depths), there is a problem that the ratio of the number of bits of the PCM header included in the bitstream increases and so the quality of compressed video decreases.

[0041]

Here, a maximum CTB is referred to as a largest coding tree block (LCTB), and a minimum CTB is referred to as a smallest coding tree block (SCTB). In this Description, a block corresponding to the CTB is referred to as a coding unit (CU). Moreover, a concept of a prediction unit (PU) (see Fig. 20) as a unit of prediction for the CU is introduced in the TMuC scheme. Fig. 20 is an explanatory diagram for describing the PU, where only the squares from among the shapes shown in Fig. 20 are supported as the intra prediction block size.

55227-1D1

15k

[0042]

NPL 3 describes improvements in signaling of inter prediction. NPL 4 describes improvements in signaling of inter prediction and intra prediction.

5 [0043]

To solve the problem of the typical technique described above, the point that PCM may be selected in a higher-layer CU in order to guarantee a certain processing time for a video encoding device or a video decoding device is taken  
10 into consideration. The higher-layer CU is a CU of a smaller depth value, as can be seen from Fig. 19. The number of higher-layer CUs per frame is smaller because their block size is larger. Since the number of higher-layer CUs is smaller, the ratio of the number of bits of the PCM header included in the  
15 bitstream can be reduced.

[0044]

In some aspects of the present disclosure, the problem is solved by limiting the depth of the CU for which the PCM header is transmitted, in video encoding based on PCM  
20 encoding. That is, in aspects of the present disclosure, the CU size for which the PCM header is transmitted is limited to a predetermined size.

[0045]

**Exemplary Embodiment 1**

25 Exemplary Embodiment 1 shows a video encoding device including: means for selecting output data of entropy encoding means or PCM encoding means in a CU size set from the outside;

55227-1D1

151

means for embedding, in a bitstream, a PCM header in the CU size set from the outside; and means for embedding, in the bitstream, information related to a PCM coding unit size for signaling the CU size set from the outside to a video decoding  
5 device.

[0046]

To provide description using specific examples, in this exemplary embodiment it is assumed that the CU size for which the PCM header is embedded in the bitstream is greater  
10 than or equal to a PCM coding unit size set from the outside (pcmCodingUnitSize). It is also assumed that available coding unit sizes are 128, 64, 32, 16, and 8, and pcmCodingUnitSize is 16. It is further assumed that the information related to the PCM coding unit size is base-2 log (logarithm) of a value  
15 obtained by dividing the PCM coding unit size by the minimum coding unit size, as described later. Hence, in this exemplary embodiment, block sizes corresponding to CU sizes for which the PCM header is embedded in the bitstream are 128 x 128, 64 x 64, 32 x 32, and 16 x 16. Moreover, a specific value of the CU  
20 size-related information embedded in the bitstream is 1 ( $= \log_2(16/8)$ ).

[0047]

As shown in Fig. 1, the video encoding device in this exemplary embodiment includes a transformer/quantizer 102, an  
25 entropy encoder 103, an inverse transformer/inverse quantizer 104, a buffer 105, a predictor 106, a PCM encoder 107, a PCM decoder 108, a multiplex data selector 109, a multiplexer 110, a switch 121, and a switch 122, like the typical video encoding device shown in Fig. 14. The video encoding device in this

55227-1D1

15m

exemplary embodiment shown in Fig. 1 differs from the video encoding device shown in Fig. 14 in that pcmCodingUnitSize is supplied to the multiplex data selector 109 in order to transmit the PCM header in a CU size greater than or equal to pcmCodingUnitSize, and pcmCodingUnitSize is also supplied to the multiplexer 110 in order to signal pcmCodingUnitSize to the video decoding device.

[0048]

10 A prediction signal supplied from the predictor 106 is subtracted from input video of a CU size, and the result is input to the transformer/quantizer 102.

[0049]

15 The transformer/quantizer 102 frequency-transforms the image (prediction error image) from which the prediction signal has been subtracted.

[0050]

20 The transformer/quantizer 102 further quantizes the frequency-transformed prediction error image (frequency transform coefficient), with a quantization step width  $Q_s$ .

[0051]

The entropy encoder 103 entropy-encodes split\_coding\_unit\_flag (see Fig. 19) for signaling the CU



size, prediction parameters supplied from the predictor 106, and the transform quantization value supplied from the transformer/quantizer 102. The prediction parameters are information related to prediction of the CU to be encoded, such as block type (intra prediction, inter prediction, and PCM), intra prediction block size, intra prediction direction, inter prediction block size, and motion vector.

[0052]

Based on pcmCodingUnitSize set from the outside via the multiplex data selector 109, the entropy encoder 103 in this exemplary embodiment entropy-encodes pcm\_flag syntax, which indicates ON/OFF of PCM encoding, as OFF, in the case where the CU to be encoded has a size greater than or equal to pcmCodingUnitSize and also has a prediction mode of intra prediction.

[0053]

The inverse transformer/inverse quantizer 104 inverse-quantizes the transform quantization value, with the quantization step width  $Q_s$ . The inverse transformer/inverse quantizer 104 further inverse-frequency-transforms the frequency transform coefficient obtained by the inverse quantization. The prediction signal is added to the reconstructed prediction error image obtained by the inverse frequency transform, and the result is supplied to the switch 122.

[0054]

The multiplex data selector 109 monitors the amount of input data of the entropy encoder 103 corresponding to the CU to be encoded that is greater than or equal to pcmCodingUnitSize. In the case where the entropy encoder 103 is capable of entropy-encoding the input data within a processing time of the CU to be encoded that is greater than or equal to pcmCodingUnitSize, the multiplex data selector 109 selects the output data of the entropy encoder

103, and causes the selected data to be supplied to the multiplexer 110 via the switch 121. The multiplex data selector 109 further selects the output data of the inverse transformer/inverse quantizer 104, and causes the selected data to be supplied to the buffer 105 via the switch 122.

[0055]

In the case where the entropy encoder 103 is not capable of entropy-encoding the input data within the processing time of the CU to be encoded, the multiplex data selector 109 first causes the entropy encoder 103 to entropy-encode and output information indicating that the CU greater than or equal to `pcmCodingUnitSize` is encoded by PCM encoding. In detail, the multiplex data selector 109 causes the entropy encoder 103 to entropy-encode and output `mode_table_idx` syntax or `pred_mode` syntax, which indicates a block type, as intra prediction, and entropy-encode and output the `pcm_flag` syntax, which indicates ON/OFF of PCM encoding, as ON, in a PU header of the CU.

[0056]

Next, the output bits of the entropy encoder 103 are byte-aligned. In detail, the entropy encoder 103 supplies a predetermined amount of `pcm_alignment_zero_bit` syntax to the multiplexer 110. Moreover, an encoding engine of the entropy encoder 103 is initialized for subsequent encoding.

[0057]

After the encoding engine is initialized, the PCM encoder 107 encodes by PCM encoding the input video of the CU. Output data `pcm_sample_luma[i]` of luminance of the PCM encoder 107 has a pixel bit length `bit_depth_luma` of luminance of the input video. Here,  $i$  ( $0 \leq i \leq 255$ ) is an index in raster scan order within the block of the CU. Likewise, output data `pcm_sample_chroma[i]` ( $i: 0 \leq i \leq 128$ ) of color difference of the PCM encoder 107 has a pixel bit length `bit_depth_chroma` of color difference of the input

video.

[0058]

After the input video of the CU is encoded by PCM encoding, the PCM decoder 108 decodes by PCM decoding `pcm_sample_luma[i]` and `pcm_sample_chroma[i]`.

[0059]

After the PCM decoding, the multiplex data selector 109 selects the output data of the PCM encoder 107, and causes the selected data to be supplied to the multiplexer 110 via the switch 121.

[0060]

Lastly, the multiplex data selector 109 selects the output data of the PCM decoder 108, and causes the selected data to be supplied to the buffer 105 via the switch 122.

[0061]

When complying with Specification of syntax functions, categories, and descriptors in NPL 1 and 4.1.10 Prediction unit syntax in NPL 2, the above-mentioned `mode_table_idx` syntax, `pred_mode` syntax, `pcm_flag` syntax, and `pcm_alignment_zero_bit` syntax can be signaled as represented in list 1 shown in Fig. 2. In list 1, a variable `pcm_unit_flag` which is a signaling condition of the `pcm_alignment_zero_bit` syntax is ON only in the case where the `pcm_flag` syntax for PCM encoding ON is signaled. Otherwise, the variable `pcm_unit_flag` is OFF. This exemplary embodiment has a feature that, in list 1, the `pcm_flag` syntax is signaled only in the PU header of the CU of the size greater than or equal to `pcmCodingUnitSize`, according to the condition "`if(currPredUnitSize >= pcmCodingUnitSize)`".

[0062]

The multiplexer 110 multiplexes the information (`max_pcm_coding_unit_hierarchy_depth`) related to the PCM coding unit size and the output data of the entropy encoder

103 and the PCM encoder 107, and outputs the multiplexing result. When complying with 4.1.2 Sequence parameter set RBSP syntax in NPL 2, `max_pcm_coding_unit_hierarchy_depth` syntax (base-2 log (logarithm) of a value obtained by dividing the PCM coding unit size by the minimum coding unit size, "1" in this exemplary embodiment) is multiplexed following `log2_min_coding_unit_size_minus3` syntax and `max_coding_unit_hierarchy_depth` syntax of a sequence parameter set, as represented in list 2 shown in Fig. 3. Here, `max_pcm_coding_unit_hierarchy_depth` may be called `min_pcm_coding_unit_hierarchy_depth`. The `log2_min_coding_unit_size_minus3` syntax and the `max_coding_unit_hierarchy_depth` syntax are information for determining a SCU size (`MinCodingUnitSize`) and a LCU size (`MaxCodingUnitSize`), respectively. `MinCodingUnitSize` and `MaxCodingUnitSize` are respectively computed as follows.

[0063]

`MinCodingUnitSize = 1 <<`

`(log2_min_coding_unit_size_minus3 + 3)`

[0064]

`MaxCodingUnitSize = 1 <<`

`(log2_min_coding_unit_size_minus3 + 3 +`  
`max_coding_unit_hierarchy_depth)`

[0065]

The `max_coding_unit_hierarchy_depth` syntax and `MinCodingUnitSize` have the following relation.

[0066]

`max_pcm_coding_unit_hierarchy_depth =`  
`log2(pcmCodingUnitSize/MinCodingUnitSize)`

[0067]

Based on the operation described above, the video encoding device according to the present invention generates the bitstream.

[0068]

The following describes a PCM header writing operation which is a feature of the present invention, with reference to the flowchart in Fig. 4.

[0069]

As shown in Fig. 4, in the case of not being capable of entropy-encoding within the processing time of the CU to be encoded, the entropy encoder 103 entropy-encodes the block type as intra prediction in step S101. That is, the entropy encoder 103 entropy-encodes the mode\_table\_idx syntax or the pred\_mode syntax as intra prediction. In step S102, the entropy encoder 103 entropy-encodes the PCM header. In detail, the entropy encoder 103 entropy-encodes the pcm\_flag syntax as ON. In step S103, the entropy encoder 103 byte-aligns the output bits by supplying the predetermined amount of the pcm\_alignment\_zero\_bit syntax to the multiplexer 110. That is, the entropy encoder 103 outputs the predetermined amount of the pcm\_alignment\_zero\_bit syntax. The entropy encoder 103 also initializes the encoding engine. In step S104, the PCM encoder 107 encodes by PCM encoding the input video of the CU.

[0070]

The video encoding device in this exemplary embodiment includes: multiplex data selection means for selecting output data of entropy encoding means or PCM encoding means in a coding unit size set from the outside; and multiplexing means for embedding, in a bitstream, a PCM header in the coding unit size set from the outside. Therefore, the ratio of the number of bits of the PCM header in the bitstream can be kept low and the quality of compressed video can be maintained, while guaranteeing a certain processing time for the video encoding device.

[0071]

Moreover, the multiplexing means embeds, in the

bitstream, PCM coding unit size information for signaling the CU size set from the outside to the video decoding device, where the CU size information can be expressed by, for example, a depth difference relative to a depth of a LCU or a SCU. For instance, in the case of expression relative to the depth of the LCU (LCU\_depth), a CU size of a predetermined depth can be expressed as  $1/2^{(\text{depth} - \text{LCU\_depth})}$  of the LCU size ( $1/4^{(\text{depth} - \text{LCU\_depth})}$  when converted to block size). In the case of expression relative to the depth of the SCU (SCU\_depth), a CU size of a predetermined depth can be expressed as  $2^{(\text{SCU\_depth} - \text{depth})}$  times the SCU size ( $4^{(\text{SCU\_depth} - \text{depth})}$  times when converted to block size).

[0072]

By the inclusion of the multiplexing means having the above-mentioned feature, the present invention can enhance the interoperability of the video encoding device and the video decoding device.

[0073]

The video encoding device in this exemplary embodiment includes means for embedding, in the bitstream, the information related to the coding unit size for which the PCM header is provided, so as to enable the PCM header to be parsed from the bitstream and switching between entropy decoding means and PCM decoding means to be performed equally in video decoding. The interoperability of the video encoding device and the video decoding device can thus be enhanced.

[0074]

### **Exemplary Embodiment 2**

Exemplary Embodiment 2 shows a video decoding device that decodes the bitstream generated by the video encoding device in Exemplary Embodiment 1.

[0075]

The video decoding device in this exemplary

embodiment includes: means for de-multiplexing PCM coding unit size information multiplexed in the bitstream; block size means for determining a predetermined block size for which a PCM header is parsed, based on the de-multiplexed PCM coding unit size information; parsing means for parsing the PCM header from the bitstream in the coding unit size determined by the block size means; and decoding control means for controlling entropy decoding means and PCM decoding means based on the PCM header parsed by the parsing means.

[0076]

As shown in Fig. 5, the video decoding device in this exemplary embodiment includes a de-multiplexer 201, a decoding controller 202, a PCM decoder 203, an entropy decoder 204, an inverse transformer/inverse quantizer 206, a predictor 207, a buffer 208, a switch 221, and a switch 222.

[0077]

The de-multiplexer 201 de-multiplexes the input bitstream, and extracts the PCM coding unit size information and the entropy-encoded or PCM-encoded video bitstream. The de-multiplexer 201 de-multiplexes the `max_pcm_coding_unit_hierarchy_depth` syntax following the `log2_min_coding_unit_size_minus3` syntax and the `max_coding_unit_hierarchy_depth` syntax in the sequence parameters, as represented in list 2 shown in Fig. 3. The de-multiplexer 201 then determines, using the de-multiplexed syntax values, the PCM coding unit size `pcmCodingUnitSize` for which `pcm_flag` as the PCM header is transmitted, as follows.

[0078]

```
pcmCodingUnitSize = 1 <<
(log2_min_coding_unit_size_minus3 + 3 +
max_pcm_coding_unit_hierarchy_depth)
```

[0079]

Thus, the de-multiplexer 201 in this exemplary embodiment also has a function of determining the block size of the coding unit for which the PCM header is parsed, based on the de-multiplexed PCM coding unit size information.

[0080]

The entropy decoder 204 entropy-decodes the video bitstream.

[0081]

In the case where the coding unit (CU) to be entropy-decoded is not a PCM-encoded CU, the entropy decoder 204 entropy-decodes the prediction parameters and the transform quantization value of the CU, and supplies them to the inverse transformer/inverse quantizer 206 and the predictor 207.

[0082]

Note that a CU is PCM-encoded in the case where, after `split_coding_unit_flag` (see Fig. 19) is entropy-decoded and the CU size is determined, the `pcm_flag` syntax indicating PCM encoding ON in the PU header is entropy-decoded. Thus, the entropy decoder 204 in this exemplary embodiment also has a function of parsing the PCM header including the `pcm_flag` syntax from the bitstream in the CU of the size greater than or equal to `pcmCodingUnitSize`.

[0083]

The inverse transformer/inverse quantizer 206 inverse-quantizes the transform quantization value of luminance and color difference, with a quantization step width. The inverse transformer/inverse quantizer 206 further inverse-frequency-transforms the frequency transform coefficient obtained by the inverse quantization.

[0084]

After the inverse frequency transform, the predictor



207 generates a prediction signal using an image of a reconstructed picture stored in the buffer 208, based on the entropy-decoded prediction parameters.

[0085]

After the prediction signal generation, the prediction signal supplied from the predictor 207 is added to the reconstructed prediction error image obtained by the inverse frequency transform by the inverse transformer/inverse quantizer 206, and the result is supplied to the switch 222.

[0086]

After the addition of the prediction signal, the decoding controller 202 switches the switch 222 to supply the reconstructed prediction error image to which the prediction signal has been added to the buffer 208 as the reconstructed image.

[0087]

In the case where the CU is PCM-encoded, the decoding controller 202 causes a decoding engine of the entropy decoder 204 to be initialized.

[0088]

The decoding controller 202 then causes the video bitstream which is in the middle of entropy decoding, to be byte-aligned. The decoding controller 202 causes `pcm_alignment_zero_bit` to be parsed from the video bitstream until byte-aligned.

[0089]

Following this, the decoding controller 202 switches the switch 221 to supply the byte-aligned video bitstream to the PCM decoder 203.

[0090]

The PCM decoder 203 decodes by PCM decoding PCM-encoded luminance data `pcm_sample_luma[i]` and color difference data `pcm_sample_chroma[i]` corresponding to the

block size of the CU, from the byte-aligned video bitstream.

[0091]

After the PCM decoding, the decoding controller 202 switches the switch 222 to supply the PCM decoded coding unit image to the buffer 208 as the reconstructed image. The decoding controller 202 switches the switch 221 to the entropy decoder 204, for decoding of a next macroblock.

[0092]

The reconstructed picture stored in the buffer 208 is then output as a decoded image.

[0093]

Based on the operation described above, the video decoding device in this exemplary embodiment generates the decoded image.

[0094]

The following describes a PCM header parsing operation which is a feature of the present invention, with reference to the flowchart in Fig. 6.

[0095]

As shown in Fig. 6, in the case where the CU is PCM-encoded, the entropy decoder 204 entropy-decodes `split_coding_unit_flag` and determines the CU size in step S201. In step S202, the entropy decoder 204 entropy-decodes the block type. That is, the entropy decoder 204 entropy-decodes the `mode_table_idx` syntax or the `pred_mode` syntax. In steps S203 and S204, the entropy decoder 204 entropy-decodes the `pcm_flag` syntax only in the case where the block type is intra prediction and the CU size is a size greater than or equal to `pcmCodingUnitSize`. In the case where the `pcm_flag` syntax is ON, in step S205 the entropy decoder 204 initializes the decoding engine. The entropy decoder 204 also byte-aligns the video bitstream by parsing the predetermined amount of the `pcm_alignment_zero_bit` syntax from the de-multiplexer 201.

The PCM decoder 203 decodes by PCM decoding the PCM-encoded luminance data `pcm_sample_luma[i]` and color difference data `pcm_sample_chroma[i]` corresponding to the CU block size, from the byte-aligned video bitstream. In the case where the CU is not a PCM-encoded CU (step S203) or in the case where the entropy decoder 204 does not entropy-decode the `pcm_flag` syntax indicating PCM encoding ON in the PU header (step S204), the entropy decoder 204 entropy-decodes the prediction parameters and the transform quantization value of the following CU, and supplies them to the inverse transformer/inverse quantizer 206 and the predictor 207.

[0096]

The video decoding device in this exemplary embodiment can parse, based on the de-multiplexed PCM coding unit size information, the PCM header from the bitstream in the coding unit of the determined PCM coding unit size, and switch between the entropy decoding means and the PCM decoding means. Therefore, the bitstream in which the ratio of the number of bits of the PCM header is low to thereby maintain video quality can be decoded while guaranteeing a certain processing time for the video decoding device.

[0097]

Note that the video encoding device may multiplex the PCM coding unit size information (`max_pcm_coding_unit_hierarchy_depth`) used in Exemplary Embodiment 1, in a picture parameter set or a slice header as represented in list 3 shown in Fig. 7 or list 4 shown in Fig. 8. Similarly, the video decoding device may de-multiplex the `max_pcm_coding_unit_hierarchy_depth` syntax from the picture parameter set or the slice header.

[0098]

Moreover, the `max_pcm_coding_unit_hierarchy_depth` syntax may be base-2 log (logarithm) of a value obtained by

dividing the maximum coding unit size (MaxCodingUnitSize) by the PCM coding unit size (pcmCodingUnitSize). That is, the following expression may be used.

[0099]

$$\text{max\_pcm\_coding\_unit\_hierarchy\_depth} = \log_2(\text{MaxCodingUnitSize}/\text{pcmCodingUnitSize})$$

[0100]

In this case, in the video decoding device, the PCM coding unit size can be computed based on the max\_pcm\_coding\_unit\_hierarchy\_depth syntax as follows.

[0101]

$$\text{pcmCodingUnitSize} = 1 \ll (\log_2\text{min\_coding\_unit\_size\_minus3} + 3 + \text{max\_coding\_unit\_hierarchy\_depth} - \text{max\_pcm\_coding\_unit\_hierarchy\_depth})$$

[0102]

Note that the video encoding device may concatenate and encode the pcm\_flag syntax with the mode\_table\_idx syntax or the pred\_mode syntax. For example, in a CU of a size greater than or equal to the PCM coding unit size, mode\_table\_idx = 0 (codeword 1) may be set as inter prediction, mode\_table\_idx = 1 (codeword 00) as intra prediction with pcm\_flag = OFF, and mode\_table\_idx = 2 (codeword 01) as PCM. In a CU of a size less than the PCM coding unit size, mode\_table\_idx = 0 (codeword 0) may be set as inter prediction, and mode\_table\_idx = 1 (codeword 1) as intra prediction with pcm\_flag = OFF.

[0103]

In this case, in the CU of the size greater than or equal to the PCM coding unit size, the video decoding device interprets codeword 1 (mode\_table\_idx = 0) as inter prediction, codeword 00 (mode\_table\_idx = 1) as intra prediction with pcm\_flag = OFF, and codeword 01 (mode\_table\_idx = 2) as PCM. In the CU of the size less

than the PCM coding unit size, the video decoding device interprets codeword 0 (mode\_table\_idx = 0) as inter prediction, and codeword 1 (mode\_table\_idx = 1) as intra prediction with pcm\_flag = OFF.

[0104]

### **Exemplary Embodiment 3**

In each of the exemplary embodiments described above, PCM is selected in a higher-layer CU in order to guarantee a certain processing time for the video encoding device or the video decoding device. However, in the case of taking into consideration that PCM tends to be selected in an image block having low inter-pixel correlation, i.e. PCM tends to be selected in a lower-layer CU of a divided small region, it is also significant to limit to a predetermined size or less the CU size for which PCM is selected. Based on such consideration, the ratio of the number of bits of the PCM header in the bitstream can also be reduced. The lower-layer CU mentioned here is a CU having a larger depth value, as can be seen from Fig. 19.

[0105]

In Exemplary Embodiment 3, a video encoding device limits the CU size for which PCM is selected, to the predetermined size or less. The video encoding device has the same structure as shown in Fig. 1.

[0106]

In the case of limiting the CU size for which PCM is selected to the predetermined size or less, the CU size for which the PCM header is embedded in the bitstream is set to be less than or equal to the PCM coding unit size set from the outside (pcmCodingUnitSize), as an example. It is also assumed that available coding unit sizes are 128, 64, 32, 16, and 8, and pcmCodingUnitSize is 16.

[0107]

In the video encoding device, the multiplex data

selector 109 monitors the amount of input data of the entropy encoder 103 corresponding to the CU to be encoded that is less than or equal to pcmCodingUnitSize. In the case where the entropy encoder 103 is capable of entropy-encoding the input data within a processing time of the CU to be encoded that is less than or equal to pcmCodingUnitSize, the multiplex data selector 109 selects the output data of the entropy encoder 103, and causes the selected data to be supplied to the multiplexer 110 via the switch 121. In the case where the entropy encoder 103 is not capable of entropy-encoding the input data within the processing time of the CU to be encoded, the multiplex data selector 109 first causes the entropy encoder 103 to entropy-encode and output information indicating that the CU whose size is less than or equal to pcmCodingUnitSize is PCM-encoded. In detail, the multiplex data selector 109 causes the entropy encoder 103 to entropy-encode and output the mode\_table\_idx syntax or the pred\_mode syntax, which indicates the block type, as intra prediction, and entropy-encode and output the pcm\_flag syntax, which indicates ON/OFF of PCM encoding, as ON, in the PU header of the CU.

[0108]

In this exemplary embodiment, when complying with Specification of syntax functions, categories, and descriptors in NPL 1 and 4.1.10 Prediction unit syntax in NPL 2, the video encoding device can signal the above-mentioned mode\_table\_idx syntax, pred\_mode syntax, pcm\_flag syntax, and pcm\_alignment\_zero\_bit syntax as represented in list 1 shown in Fig. 9. In list 1 shown in Fig. 9, the variable pcm\_unit\_flag which is a signaling condition of the pcm\_alignment\_zero\_bit syntax is ON only in the case where the pcm\_flag syntax for PCM encoding ON is signaled. Otherwise, the variable pcm\_unit\_flag is OFF. This exemplary embodiment has a feature that, in list 1, the

pcm\_flag syntax is signaled only in the PU header of the CU whose size is less than or equal to pcmCodingUnitSize, according to the condition "if(currPredUnitSize <= pcmCodingUnitSize)". The other processes of the video encoding device are the same as the processes in Exemplary Embodiment 1. Besides, the contents of list 1 in this exemplary embodiment are the same as the contents of list 1 shown in Fig. 2 in Exemplary Embodiment 1.

[0109]

#### **Exemplary Embodiment 4**

Exemplary Embodiment 4 shows a video decoding device that decodes the bitstream generated by the video encoding device in Exemplary Embodiment 3.

[0110]

The video decoding device in Exemplary Embodiment 4 has the same structure as shown in Fig. 5. In Exemplary Embodiment 4, however, the video decoding device performs a PCM header parsing operation as shown in the flowchart in Fig. 10. In the case where the CU is PCM-encoded, the entropy decoder 204 entropy-decodes split\_coding\_unit\_flag and determines the CU size in step S201. In step S202, the entropy decoder 204 entropy-decodes the block type. That is, the entropy decoder 204 entropy-decodes the mode\_table\_idx syntax or the pred\_mode syntax. In steps S203B and S204, the entropy decoder 204 entropy-decodes the pcm\_flag syntax only in the case where the block type is intra prediction and the CU size is a size less than or equal to pcmCodingUnitSize. In the case where the pcm\_flag syntax is ON, in step S205 the entropy decoder 204 initializes the decoding engine. The entropy decoder 204 also byte-aligns the video bitstream by parsing the predetermined amount of the pcm\_alignment\_zero\_bit syntax from the de-multiplexer 201. The PCM decoder 203 decodes by PCM decoding the PCM-encoded luminance data

pcm\_sample\_luma[i] and color difference data pcm\_sample\_chroma[i] corresponding to the CU block size, from the byte-aligned video bitstream. The other processes of the video decoding device are the same as the processes in Exemplary Embodiment 2.

[0111]

In the case of limiting to the predetermined size or less the CU size for which PCM is selected, the entropy decoder 204 in the video decoding device also has a function of parsing the PCM header including the pcm\_flag syntax from the bitstream in the CU whose size is less than or equal to pcmCodingUnitSize.

[0112]

In this exemplary embodiment, the bitstream in which the ratio of the number of bits of the PCM header is low to thereby maintain video quality can be decoded while guaranteeing a certain processing time for the video decoding device.

[0113]

Note that the video encoding device in Exemplary Embodiment 3 may concatenate and encode the pcm\_flag syntax with the mode\_table\_idx syntax or the pred\_mode syntax. For example, in a CU of a size less than or equal to the PCM coding unit size, mode\_table\_idx = 0 (codeword 0) may be set as intra prediction with pcm\_flag = OFF, mode\_table\_idx = 1 (codeword 10) as inter prediction, and mode\_table\_idx = 2 (codeword 11) as PCM. In a CU of a size greater than the PCM coding unit size, mode\_table\_idx = 0 (codeword 0) may be set as intra prediction with pcm\_flag = OFF, and mode\_table\_idx = 1 (codeword 1) as inter prediction.

[0114]

In this case, in the CU of the size less than or equal to the PCM coding unit size, the video decoding



device in Exemplary Embodiment 4 interprets codeword 0 (mode\_table\_idx = 0) as intra prediction with pcm\_flag = OFF, codeword 10 (mode\_table\_idx = 1) as inter prediction, and codeword 11 (mode\_table\_idx = 2) as PCM. In the CU of the size greater than the PCM coding unit size, the video decoding device interprets codeword 0 (mode\_table\_idx = 0) as intra prediction with pcm\_flag = OFF, and codeword 1 (mode\_table\_idx = 1) as inter prediction.

[0115]

The pcm\_flag syntax may be concatenated and encoded with the pred\_mode syntax, in the same manner as in the example of the mode\_table\_idx syntax.

[0116]

In the exemplary embodiments described above, in the case of limiting the PCM coding unit size to the maximum coding unit size, the PCM block size information need not be explicitly embedded in the bitstream. This is because the information related to the maximum coding unit size implicitly includes the PCM block size information in such a case.

[0117]

In the exemplary embodiments described above, in the case of limiting the PCM coding unit size to the minimum coding unit size, the PCM block size information need not be explicitly embedded in the bitstream. This is because the information related to the minimum coding unit size implicitly includes the PCM block size information in such a case.

[0118]

The pcm\_flag syntax may be concatenated and encoded with the pred\_mode syntax, in the same manner as in the above-mentioned example of the mode\_table\_idx syntax. For instance, in an intra slice, syntax and codeword can be associated as follows, as described in NPL 3 (note that

this is based on an assumption that no  $N \times N$  partition (intra prediction and inter prediction) exists in a coding unit other than a minimum coding unit as described in NPL 4).

[0119]

[Correspondence between syntax and codeword in minimum coding unit including PCM encoding]

Syntax	Codeword
Intra $2N \times 2N$	1
Intra $N \times N$	01
PCM	00

[0120]

[Correspondence between syntax and codeword in CU other than minimum coding unit including PCM encoding]

Syntax	Codeword
Intra $2N \times 2N$	1
PCM	0

[0121]

[Correspondence between syntax and codeword in minimum coding unit not including PCM encoding]

Syntax	Codeword
Intra $2N \times 2N$	1
Intra $N \times N$	0

[0122]

[Correspondence between syntax and codeword in minimum coding unit not including PCM encoding]

Syntax	Codeword
Intra $2N \times 2N$	none

Note that "CU including PCM encoding" is a CU of the PCM coding unit size, and "CU not including PCM encoding" is a CU of not the PCM coding unit size. In this case, for example in the minimum coding unit including PCM encoding in the intra slice, the video decoding device interprets codeword 1 as  $2N \times 2N$  intra prediction, codeword 01 as  $N \times N$

intra prediction, and codeword 00 as PCM.

[0123]

Likewise, in a non-intra slice, syntax and codeword can be associated as follows.

[0124]

[Correspondence between syntax and codeword common to all CUs]

Syntax	Codeword
Split	1
Skip 01	
Inter 2N×2N_MRG	001
Inter 2N×2N	0001
Others	0000

[Correspondence between syntax and codeword in minimum coding unit including PCM encoding, following Others]

Syntax	Codeword
Inter 2N×N 0	
Inter N×2N 01	
Inter N×N 001	
Intra 2N×2N	0001
Intra N×N 00001	
PCM	00000

[0125]

[Correspondence between syntax and codeword in CU other than minimum coding unit including PCM encoding, following Others]

Syntax	Codeword
Inter 2N×N 0	
Inter N×2N 01	
Intra 2N×2N	001
PCM	000

[0126]

[Correspondence between syntax and codeword in minimum coding unit not including PCM encoding, following Others]

Syntax	Codeword
Inter 2N×N	0
Inter N×2N	01
Inter N×N	001
Intra 2N×2N	0001
Intra N×N	0000

[0127]

[Correspondence between syntax and codeword in CU other than minimum coding unit not including PCM encoding, following Others]

Syntax	Codeword
Inter 2N×N	0
Inter N×2N	01
Intra 2N×2N	00

[0128]

In this case, for example in the minimum coding unit including PCM encoding, the video decoding device interprets codeword 0 following Others as 2N×N inter prediction, codeword 01 as N×2N inter prediction, codeword 001 as N×N inter prediction, codeword 0001 as 2N×2N intra prediction, codeword 00001 as N×N intra prediction, and codeword 00000 as PCM.

[0129]

Note that the intra slice is a slice composed of only coding units encoded by intra prediction, and the non-intra slice is a slice including coding units encoded by inter prediction.

[0130]

Each of the exemplary embodiments described above may be realized by hardware, or may be realized by a computer program.

[0131]

An information processing system shown in Fig. 11 includes a processor 1001, a program memory 1002, a storage

medium 1003 for storing video data, and a storage medium 1004 for storing a bitstream. The storage medium 1003 and storage medium 1004 may be separate storage media, or the storage areas included in the same storage medium. As a storage medium, a magnetic storage medium such as a hard disk is applicable.

[0132]

In the information processing system shown in Fig. 11, a program for realizing the functions of the blocks (except the block of the buffer) shown in each of Figs. 1 and 5 is stored in the program memory 1002. The processor 1001 realizes the functions of the video encoding device or the video decoding device shown in Fig. 1 or 5, by executing processing according to the program stored in the program memory 1002.

[0133]

Fig. 12 is a block diagram showing a main part of a video encoding device according to the present invention. As shown in Fig. 12, the video encoding device according to the present invention includes: transform means 11 (e.g. the transformer/quantizer 102 shown in Fig. 1) for transforming an image block; entropy encoding means 12 (e.g. the entropy encoder 103 shown in Fig. 1) for entropy-encoding transformed data of the image block transformed by the transform means 11; PCM encoding means 13 (e.g. the PCM encoder 107 shown in Fig. 1) for encoding by PCM encoding the image block; multiplex data selection means 14 (e.g. the multiplex data selector 109 and the switch 121) for selecting output data of the entropy encoding means 12 (e.g. the entropy encoder 103 shown in Fig. 1) or the PCM encoding means 13, in a block of a block size set from the outside; and multiplexing means 15 (e.g. the multiplexer 110 shown in Fig. 1) for embedding a PCM header in a bitstream, in the block of the block size set from the

outside.

[0134]

Fig. 13 is a block diagram showing a main part of a video decoding device according to the present invention. As shown in Fig. 13, the video decoding device according to the present invention includes: de-multiplexing means 21 (e.g. the de-multiplexer 201 shown in Fig. 5) for de-multiplexing a bitstream including PCM block size information; PCM block size determination means 22 (e.g. the de-multiplexer 201 shown in Fig. 5) for determining a PCM block size for which a PCM header is parsed, based on the PCM block size information de-multiplexed by the de-multiplexing means 21; PCM header parsing means 23 (e.g. the entropy decoder 204 shown in Fig. 5) for parsing the PCM header from the bitstream, in a block of the PCM block size determined by the PCM block size determination means 22; entropy decoding means 24 (e.g. the entropy decoder 204 shown in Fig. 5) for entropy-decoding transformed data of an image in the bitstream; inverse transform means 25 (e.g. the inverse transformer/inverse quantizer 206 shown in Fig. 5) for inverse-transforming the transformed data entropy-decoded by the entropy decoding means 24; PCM decoding means 26 (e.g. the PCM decoder 203 shown in Fig. 5) for decoding by PCM decoding PCM data of the image in the bitstream; and decoding control means 27 (e.g. the decoding controller 202 shown in Fig. 5) for controlling the entropy decoding means 24 and the PCM decoding means 26, based on the PCM header parsed by the PCM header parsing means 23.

[0135]

The exemplary embodiments described above may be partly or wholly described in the following supplementary notes, though the present invention is not limited to the following structures.

[0136]

(Supplementary note 1) A video encoding device wherein the multiplexing means embeds, in the bitstream, information related to N as PCM block size information, in the case where the externally-set block size is greater than or equal to  $1/4^N$  of a block size corresponding to a maximum coding unit size or in the case where the externally-set block size is greater than or equal to  $4^N$  times a block size corresponding to a minimum coding unit size.

[0137]

(Supplementary note 2) A video decoding device wherein the de-multiplexing means obtains information related to N as the PCM block size information, in the case where the block size is greater than or equal to  $1/4^N$  of a block size corresponding to a maximum coding unit size or in the case where the block size is greater than or equal to  $4^N$  times a block size corresponding to a minimum coding unit size.

[0138]

(Supplementary note 3) A video encoding device wherein the multiplexing means embeds, in the bitstream, information related to N as PCM block size information, in the case where the externally-set block size is less than or equal to  $1/4^N$  of a block size corresponding to a maximum coding unit size or in the case where the externally-set block size is less than or equal to  $4^N$  times a block size corresponding to a minimum coding unit size.

[0139]

(Supplementary note 4) A video decoding device wherein the de-multiplexing means obtains information related to N as the PCM block size information, in the case where the block size is less than or equal to  $1/4^N$  of a block size corresponding to a maximum coding unit size or in the case where the block size is less than or equal to  $4^N$  times a block size corresponding to a minimum coding unit size.

[0140]

55227-1D1

39

Though some aspects of the present invention have been described with reference to the above exemplary embodiments and examples, the present invention is not limited to the above exemplary embodiments and examples. Various  
5 changes understandable by those skilled in the art within the scope of the present invention can be made to the structures and details of the embodiments described herein.

**Reference Signs List**

	[0141]
10	11 transform means
	12 entropy encoding means
	13 PCM encoding means
	14 multiplex data selection means
	15 multiplexing means
15	21 de-multiplexing means
	22 block size determination means
	23 PCM header parsing means
	24 entropy decoding means
	25 inverse transform means
20	26 PCM decoding means
	27 decoding control means
	102 transformer/quantizer



55227-1D1

39a

103 entropy encoder

104 inverse transformer/inverse quantizer

105 buffer

106 predictor

5 107 PCM encoder

108 PCM decoder  
109 multiplex data selector  
110 multiplexer  
121 switch  
122 switch  
201 de-multiplexer  
202 decoding controller  
203 PCM decoder  
204 entropy decoder  
206 inverse transformer/inverse quantizer  
207 predictor  
208 buffer  
221 switch  
222 switch  
1001 processor  
1002 program memory  
1003 storage medium  
1004 storage medium

81789676

41

CLAIMS:

1. A video decoding method comprising:
  - a step of extracting PCM block size information from a bitstream, the PCM block size information indicating a  
5 threshold to be used at a subsequent PCM header parsing step;
  - a step of determining the threshold based on the PCM block size information;
  - the step of parsing a PCM header comprising parsing the PCM header from the bitstream with respect to an encoded  
10 block, only when a block size of the encoded block is equal to or less than the determined threshold, the PCM header being information indicative of whether the encoded block is a block that has been encoded by PCM-encoding or not;
  - a step of controlling an entropy decoding process and  
15 a PCM decoding process based on the PCM header;
  - a step of parsing transformed data of a prediction error data of an image in the bitstream upon the entropy decoding process being controlled; and
  - a step of decoding by PCM-decoding PCM data of the  
20 image in the bitstream upon the PCM decoding process being controlled.
2. A video decoding device comprising:
  - extracting means for extracting PCM block size  
information from a bitstream, the PCM block size information  
25 indicating a threshold to be used by PCM header parsing means;

81789676

42

determination means for determining the threshold based on the extracted PCM block size information;

the PCM header parsing means being configured for parsing a PCM header from the bitstream with respect to an  
5 encoded block, only when a block size of the encoded block is equal to or less than the determined threshold, the PCM header being information indicative of whether the encoded block is a block that has been encoded by PCM-encoding or not;

decoding control means for controlling an entropy  
10 decoding means and a PCM decoding means based on the PCM header;

the entropy decoding means for parsing transformed data of a prediction error data of an image in the bitstream upon the entropy decoding process being controlled; and

15 the PCM decoding means for decoding by PCM decoding PCM data of the image in the bitstream upon the PCM decoding process being controlled.

3. A non-transient computer-readable medium storing a video decoding program comprising executable instructions for  
20 causing a computer to execute:

a process of extracting PCM block size information from a bitstream, the PCM block size information indicating a threshold to be used at a subsequent PCM header parsing process;

25 a process of determining the threshold based on the PCM block size information;

81789676

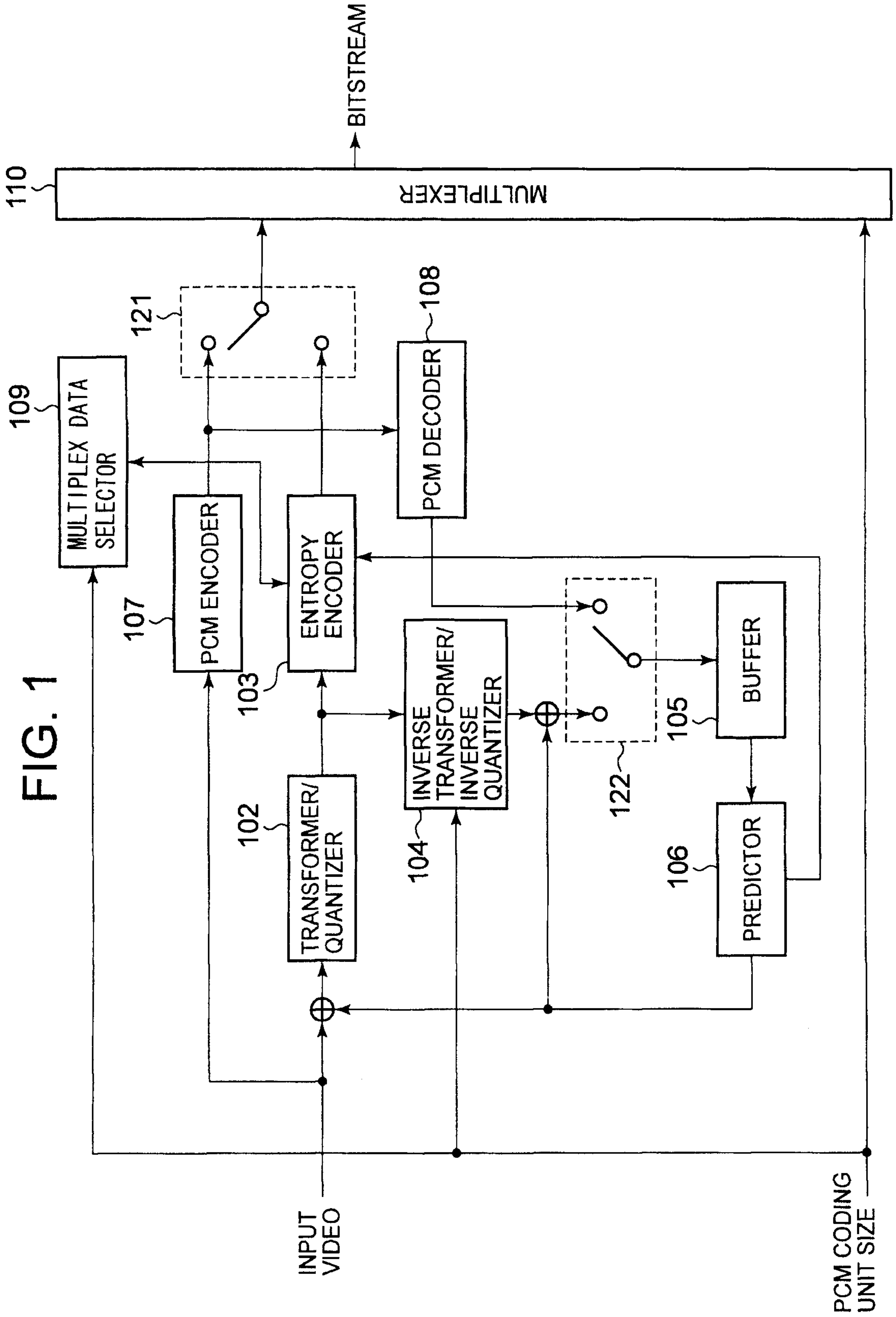
43

the process of parsing a PCM header comprising parsing the PCM header from the bitstream with respect to an encoded block, only when a block size of the encoded block is equal to or less than the determined threshold, the PCM header  
5 being information indicative of whether the encoded block is a block that has been encoded by PCM-encoding or not;

a process of controlling an entropy decoding process and a PCM decoding process based on the PCM header;

a process of parsing transformed data of a prediction  
10 error data of an image in the bitstream upon the entropy decoding process being controlled; and

a process of PCM-decoding PCM data of the image in the bitstream upon the PCM decoding process being controlled.



2/14

FIG. 2

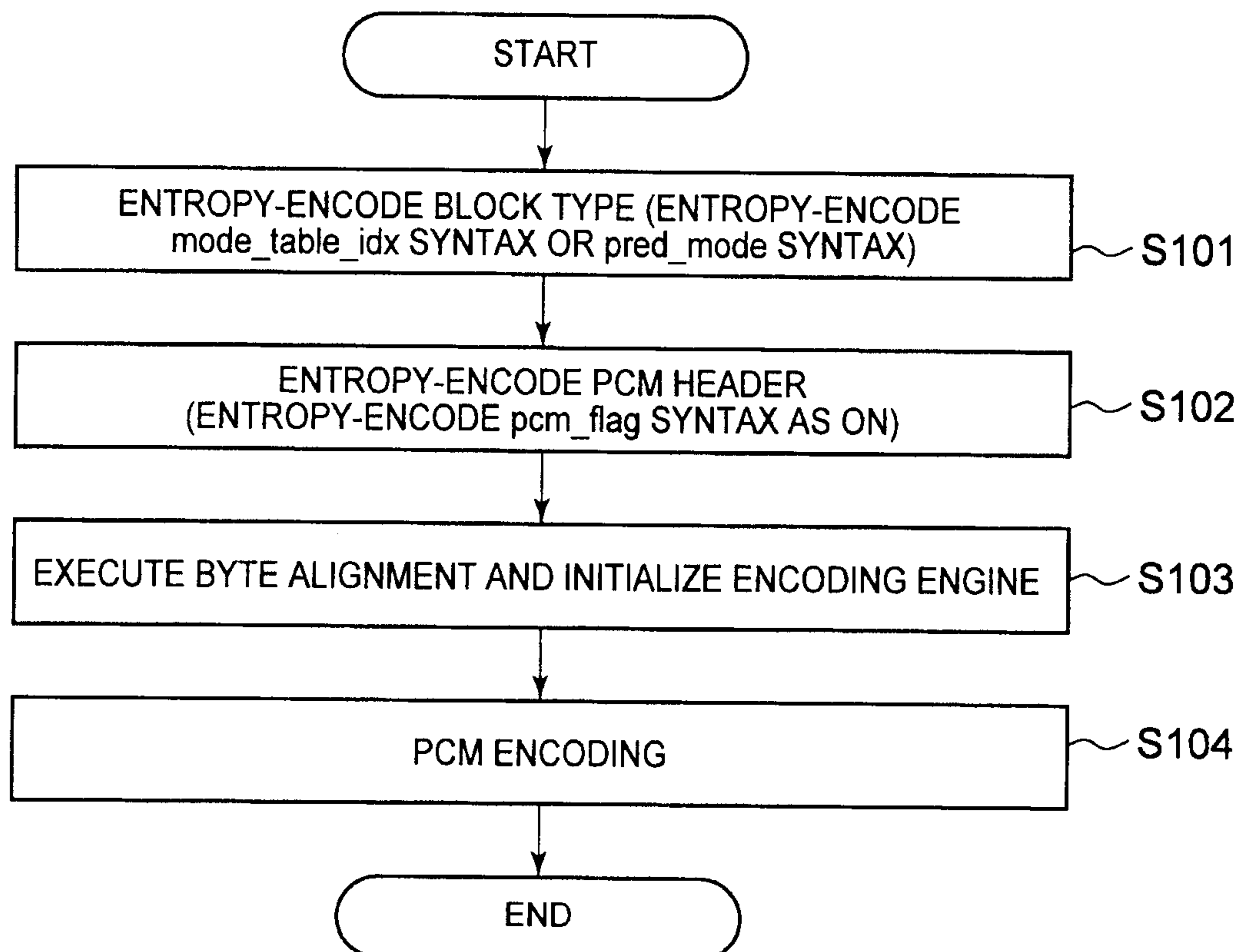
prediction_unit(x0,y0, currPredUnitSize) {	C	Descriptor
if( slice_type !=1)		
skip_flag		
if( skip_flag){		
...		
}		
else {		
if( !entropy_coding_mode_flag)		
mode_table_idx		vlc(n,v)
else {		
if( slice_type !=1)		
pred_mode	2	u(1)   ae(v)
}		
if( PredMode==MODE_INTRA) {		
if( currPredUnitSize>=pcmCodingUnitSize)		
pcm_flag	2	u(1)   ae(v)
if( pcm_unit_flag) {		
pcm_alignment_zero_bit	2	u(v)
} else {		
...		
}		
}		
else if( PredMode==MODE_INTER) {		
...		
}		
else if( PredMode==MODE_DIRECT) {		
...		
}		
}		
}		

FIG. 3

seq_parameter_set_data() {	C	Descriptor
...		
log2_min_coding_unit_size_minus3	0	ue(v)
max_coding_unit_hierarchy_depth	0	ue(v)
...		
max_pcm_coding_unit_hierarchy_depth	0	ue(v)
...		
}		
}		

3/14

FIG. 4





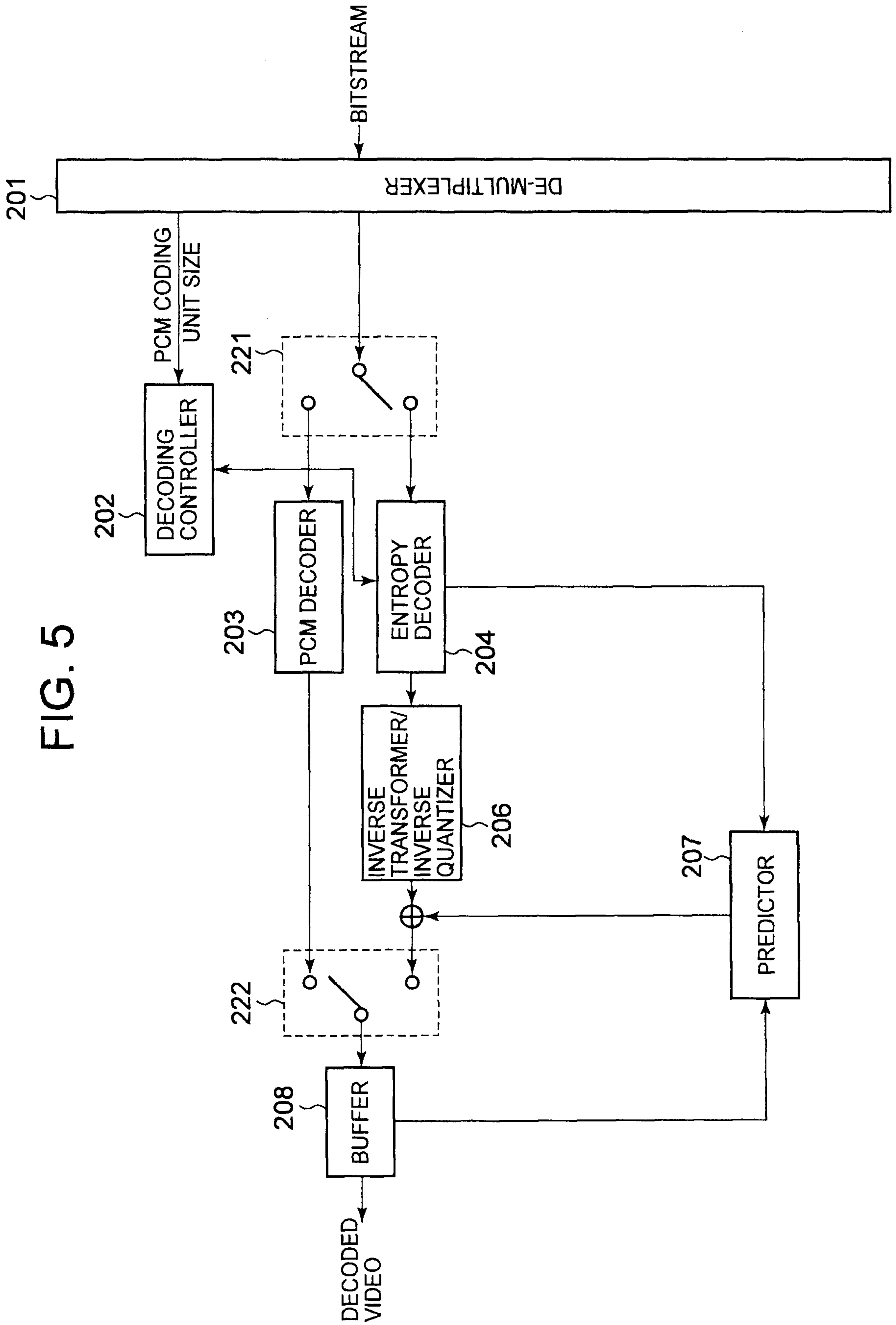


FIG. 5

5/14

FIG. 6

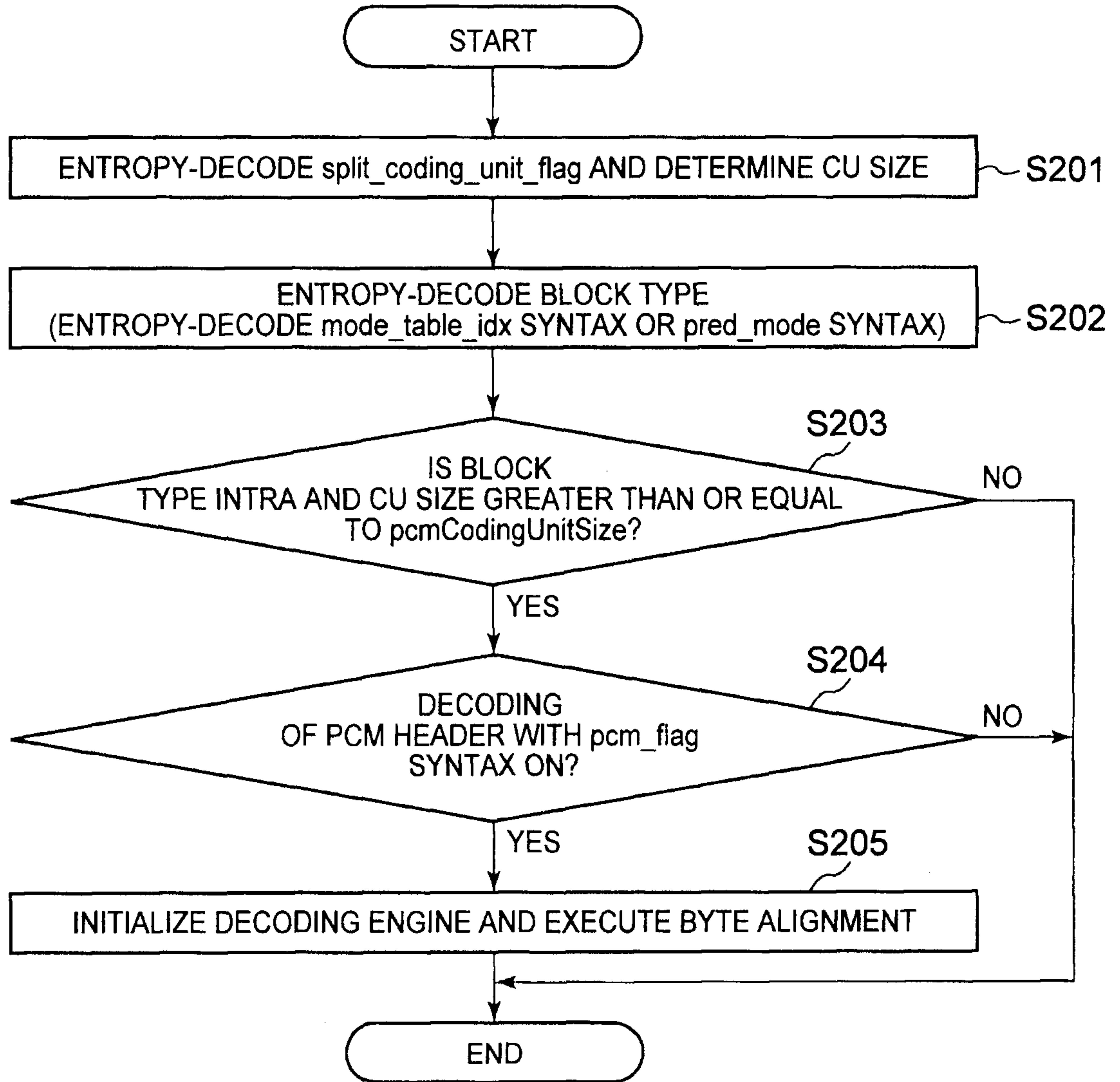


FIG. 7

pic_parameter_set_rbsp( ) {	C	Descriptor
...		
max_pcm_coding_unit_hierarchy_depth	0	ue(v)
...		
}		
}		

6/14

## FIG. 8

slice_header() {	C	Descriptor
...		
max_pcm_coding_unit_hierarchy_depth	0	ue(v)
...		
}		

## FIG. 9

prediction_unit(x0,y0, currPredUnitSize) {	C	Descriptor
if( slice_type !=1)		
skip_flag		
if( skip_flag){		
...		
}		
else {		
if( !entropy_coding_mode_flag)		
mode_table_idx		vlc(n,v)
else {		
if( slice_type !=1)		
pred_mode	2	u(1)   ae(v)
}		
if( PredMode==MODE_INTRA) {		
if( currPredUnitSize<=pcmCodingUnitSize)		
pcm_flag	2	u(1)   ae(v)
if( pcm_unit_flag) {		
pcm_alignment_zero_bit	2	u(v)
} else {		
...		
}		
}		
} else if( PredMode==MODE_INTER) {		
...		
}		
else if( PredMode==MODE_DIRECT) {		
...		
}		
}		
}		

FIG. 10

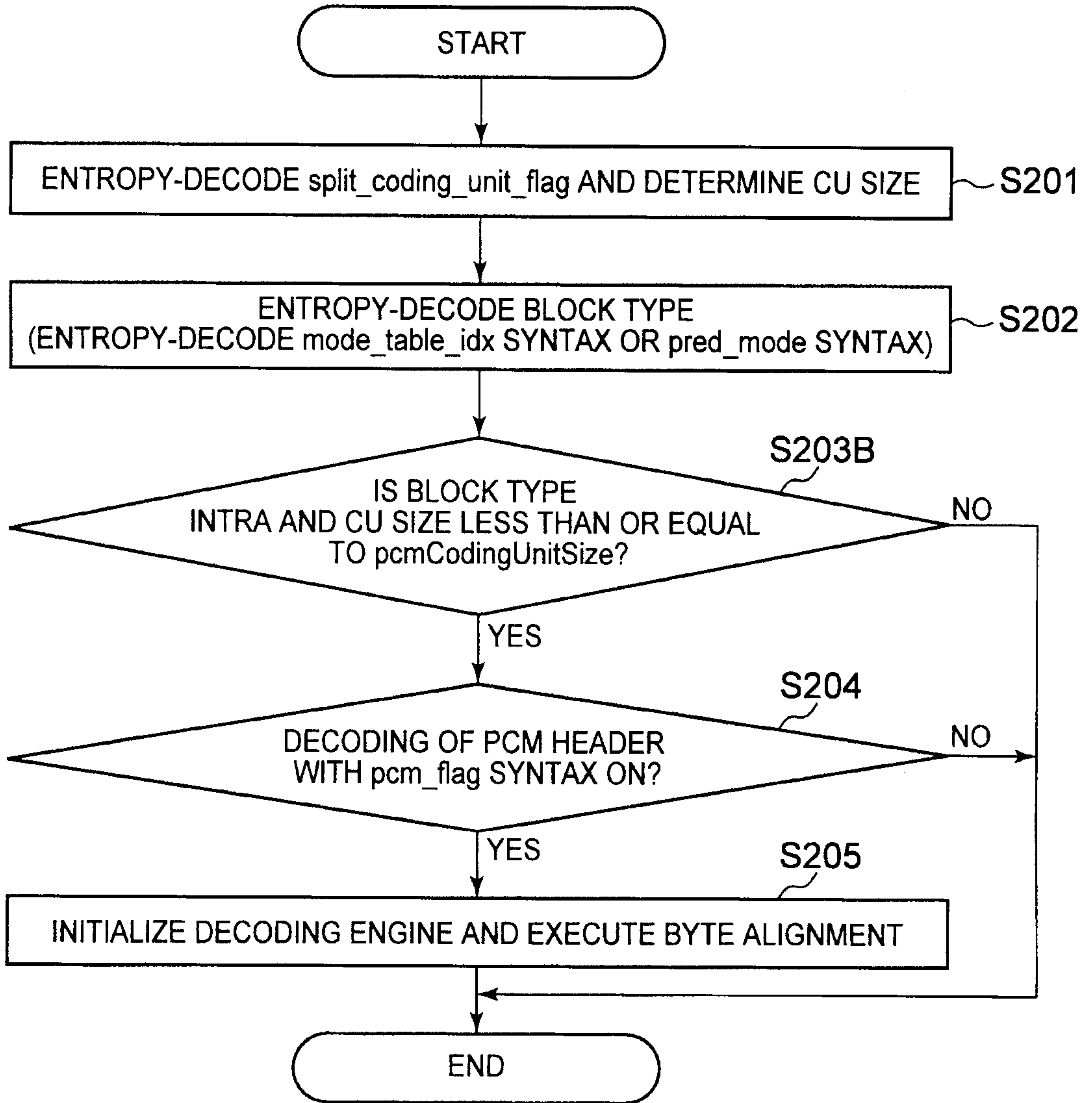


FIG. 11

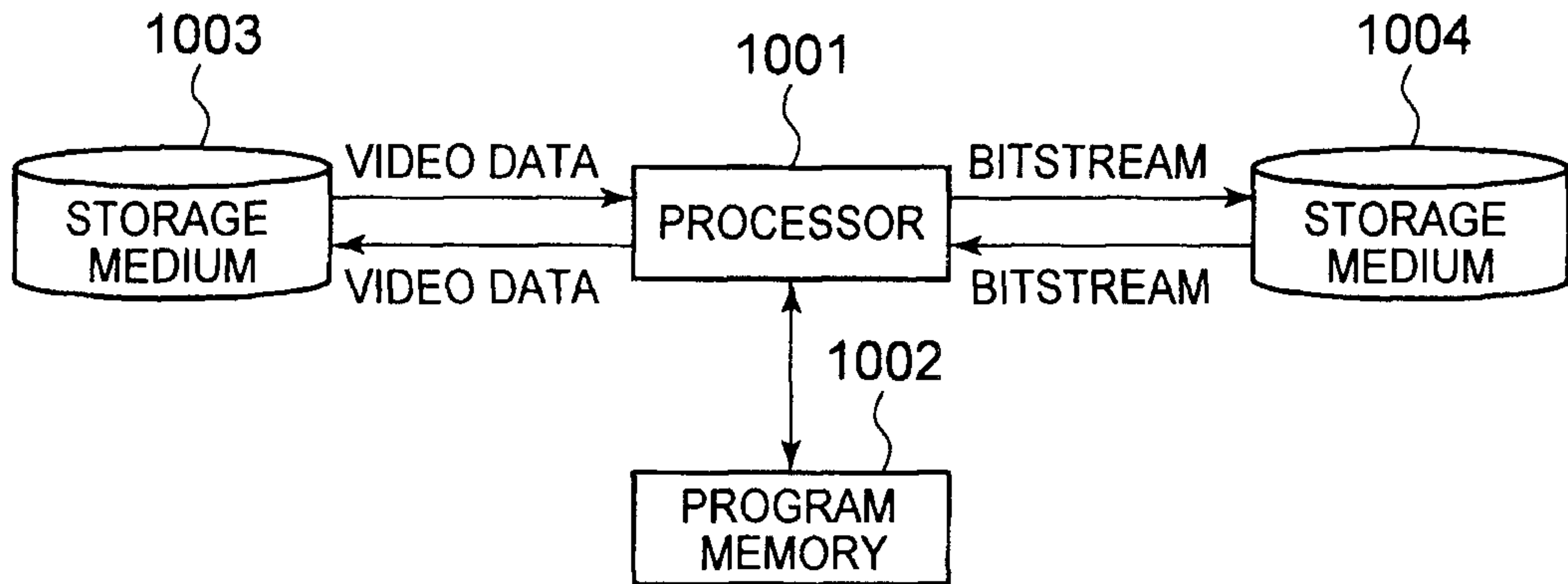


FIG. 12

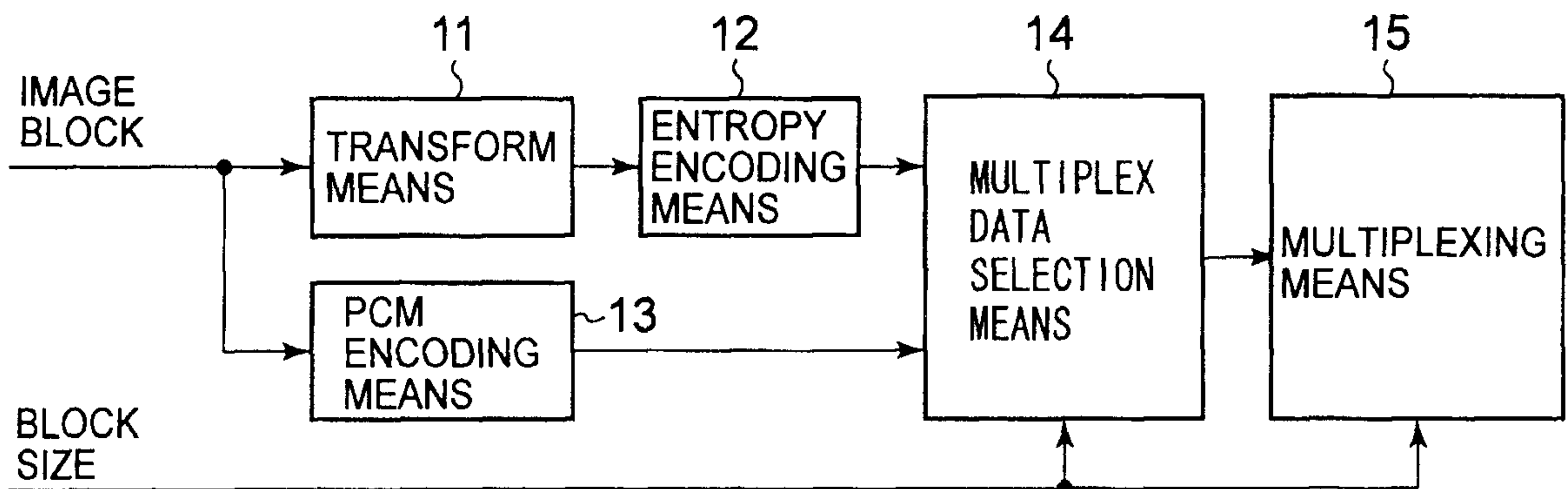
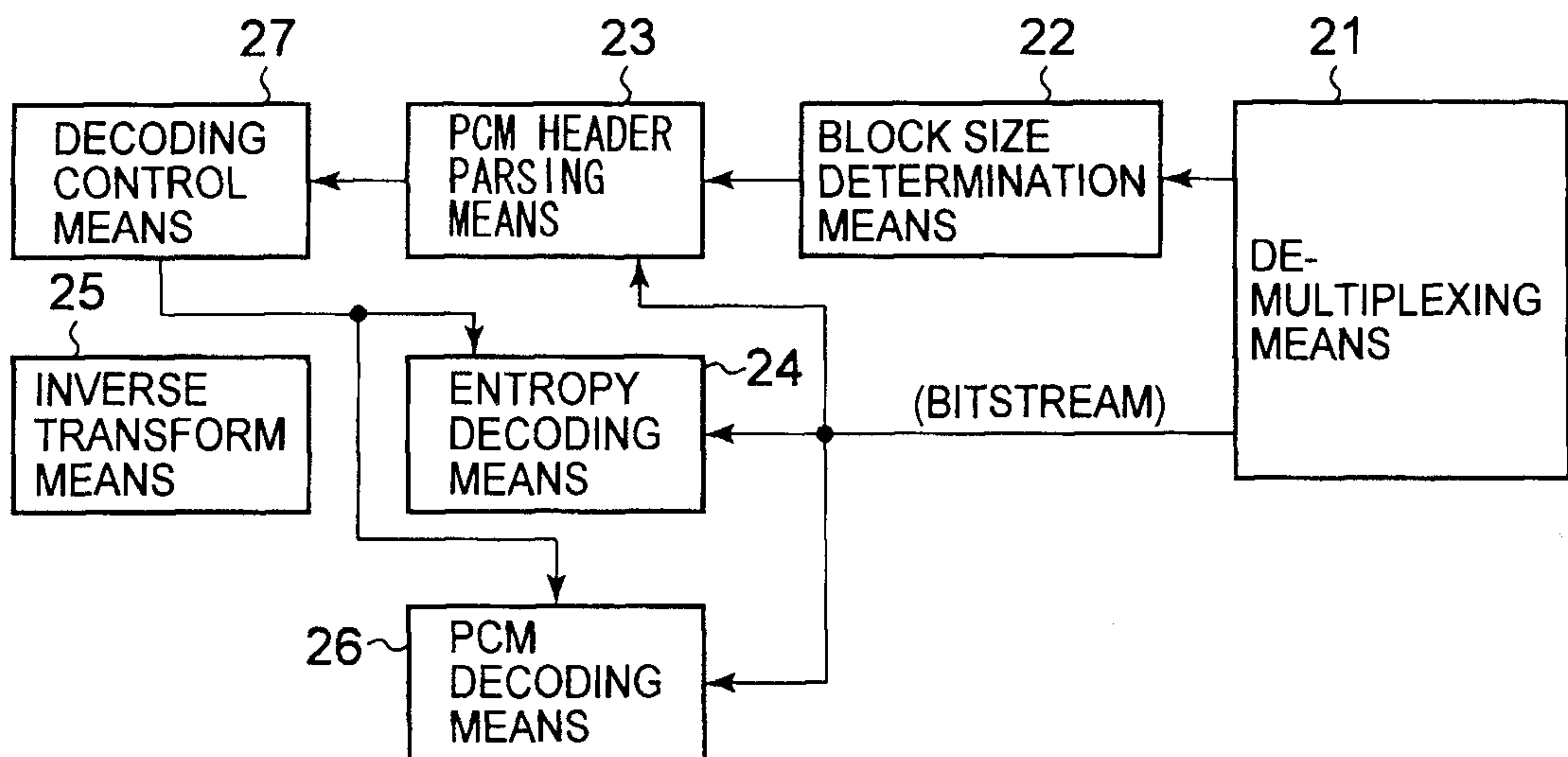


FIG. 13



9/14

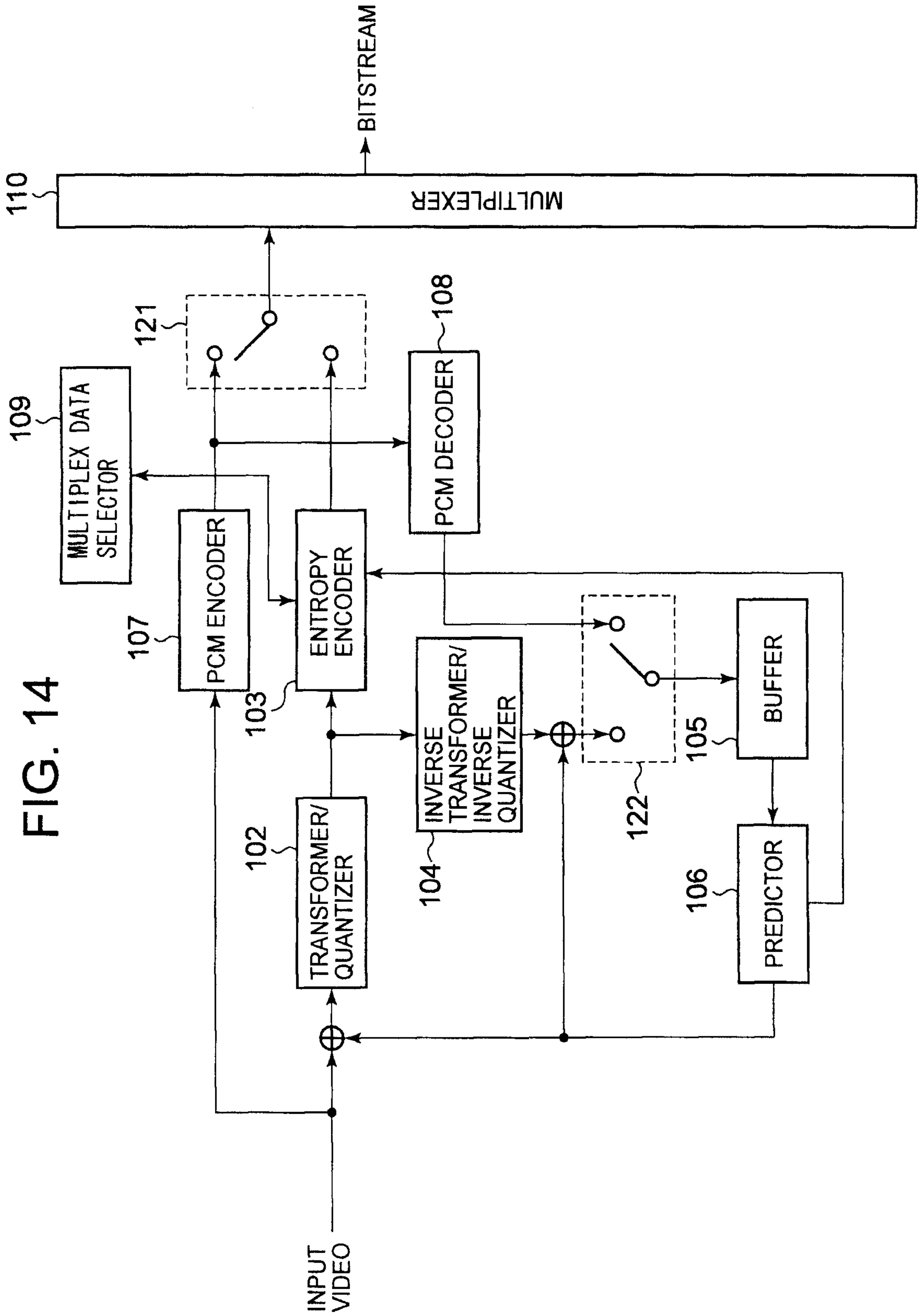


FIG. 15

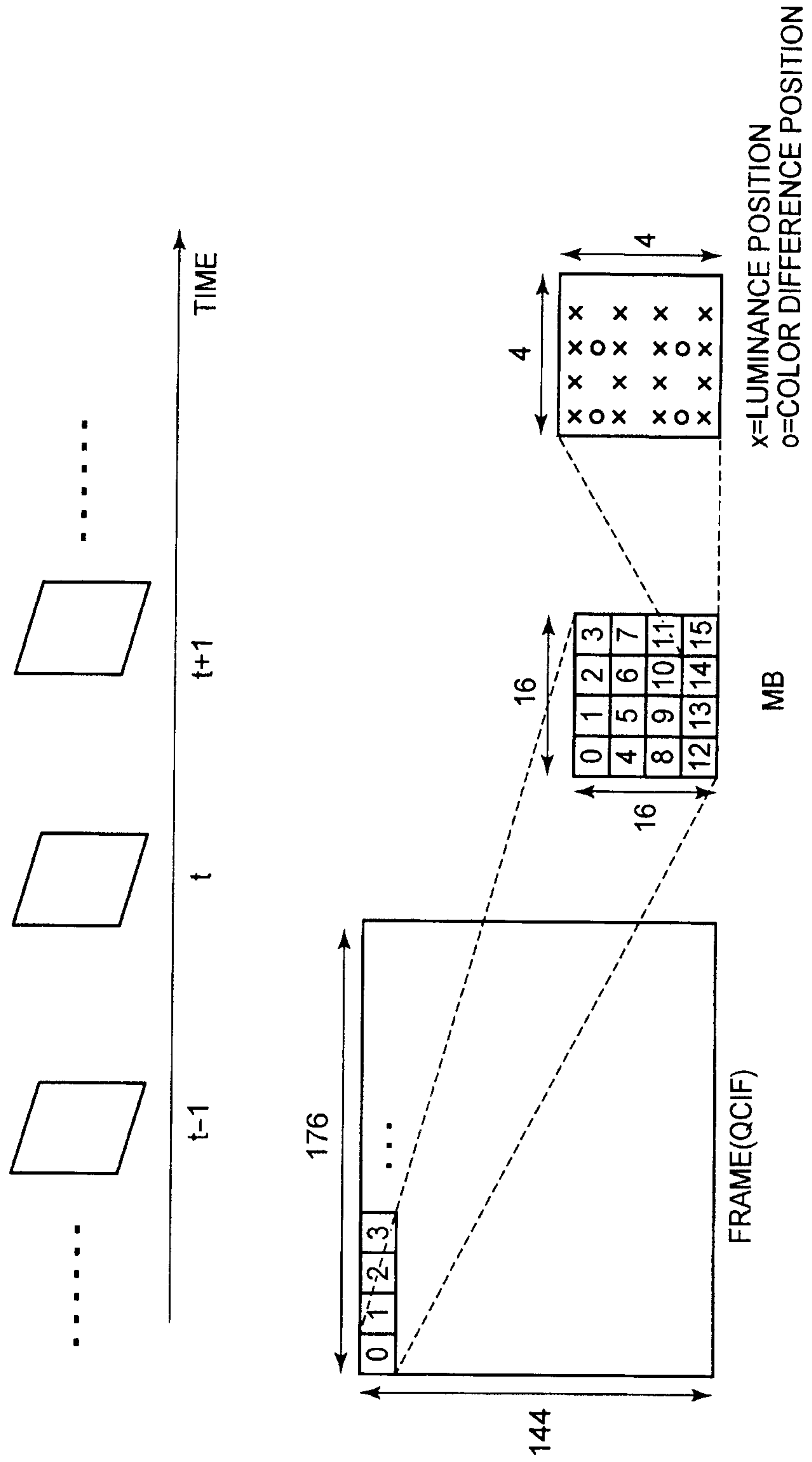


FIG. 16

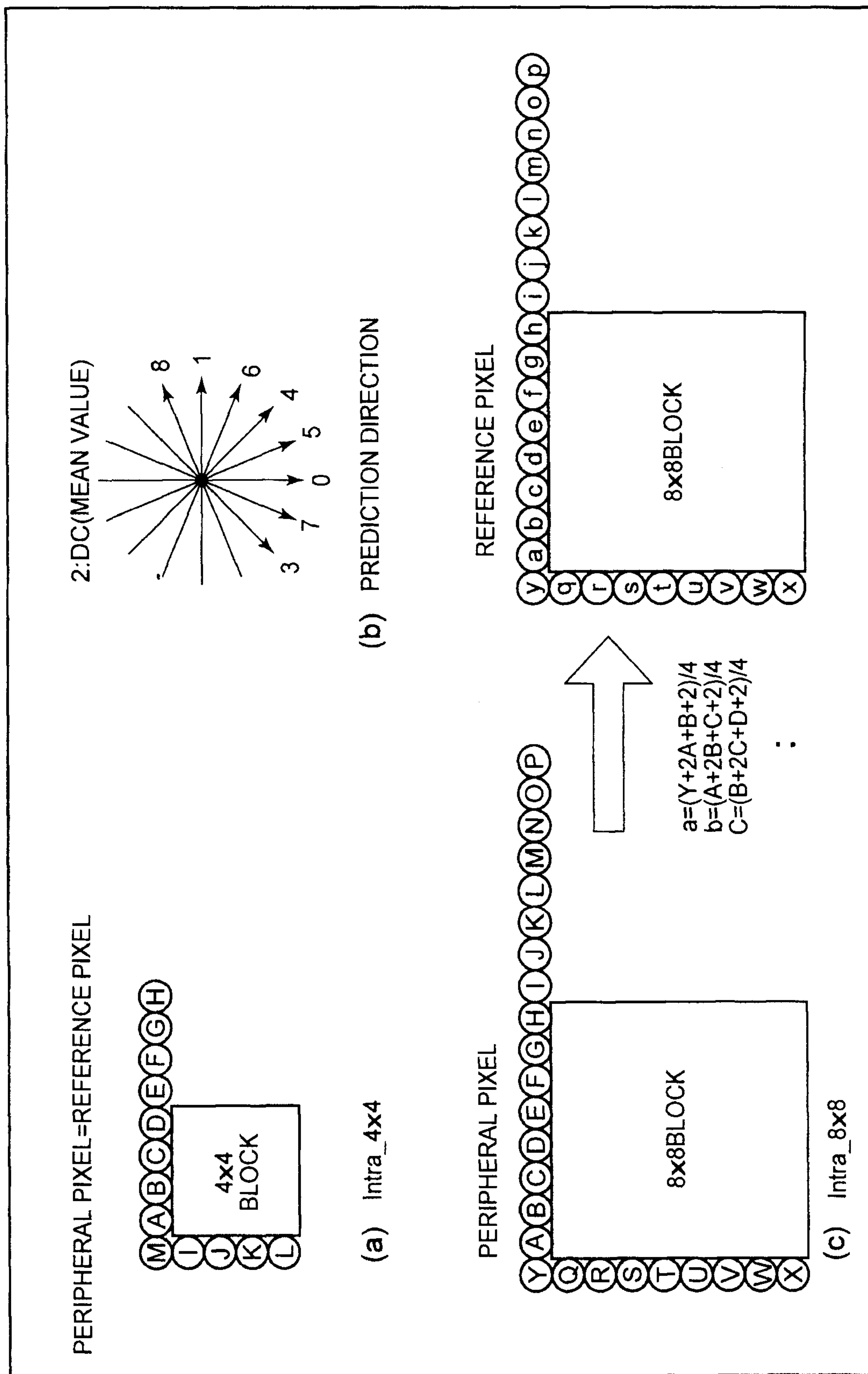
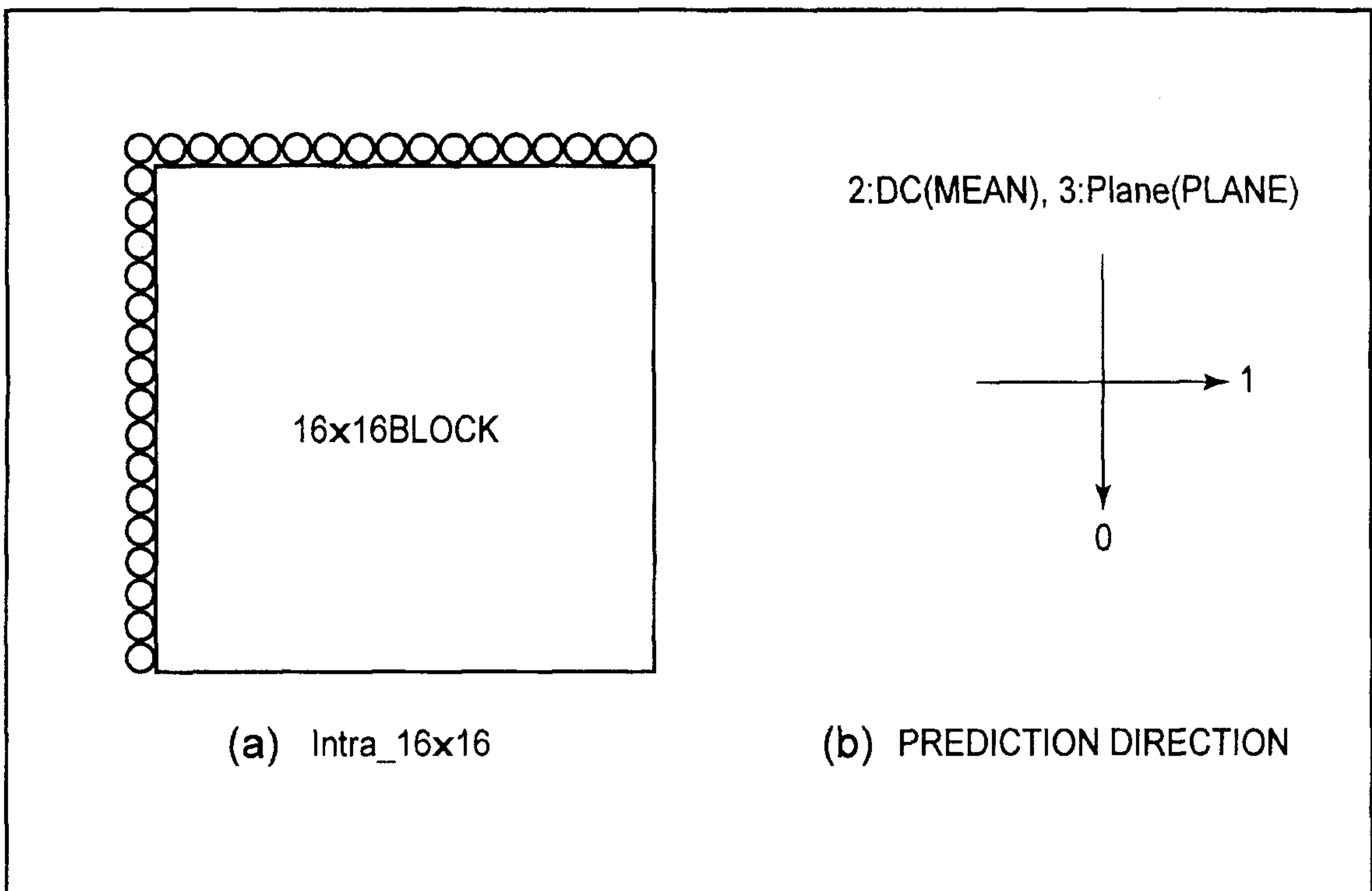




FIG. 17



13/14

FIG. 18

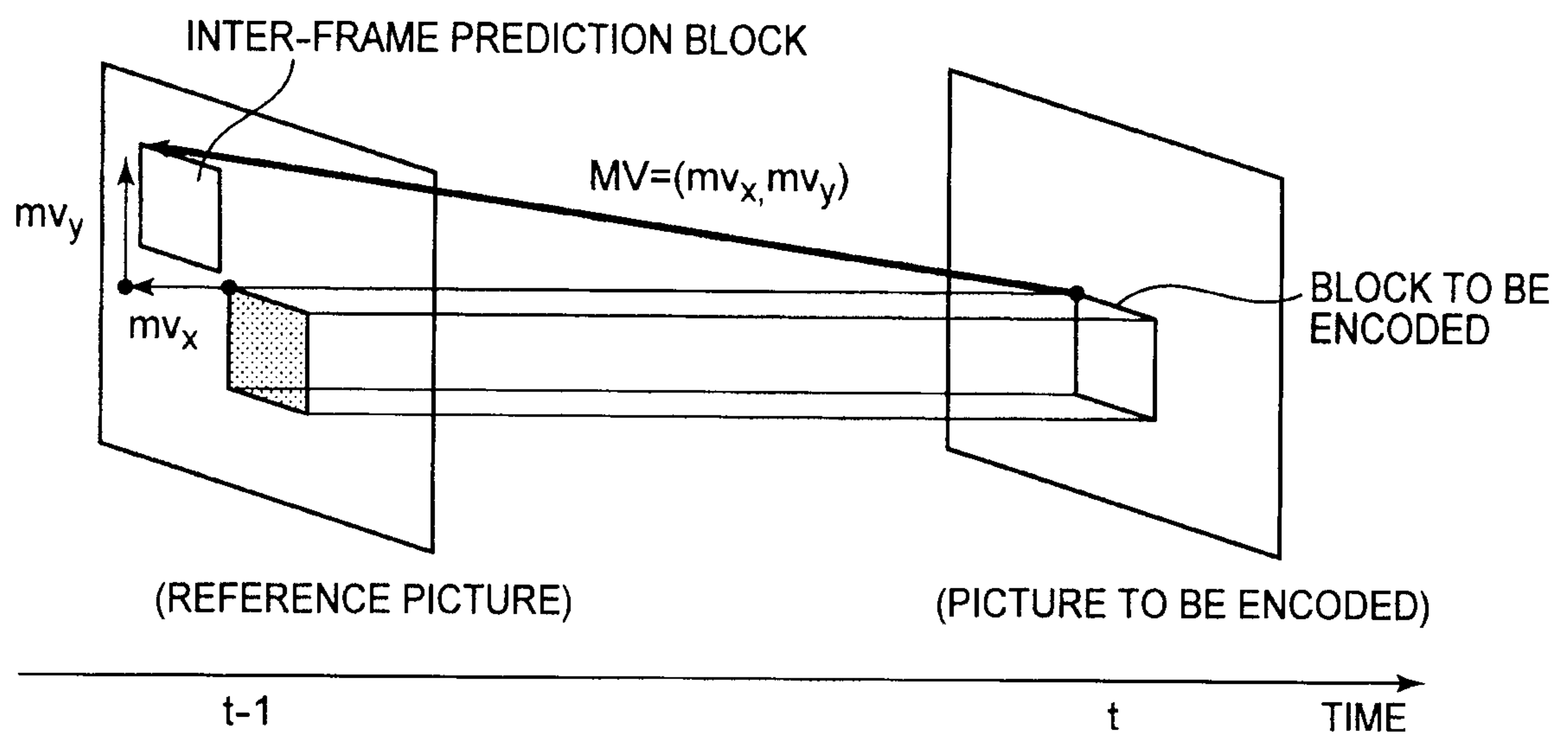


FIG. 19

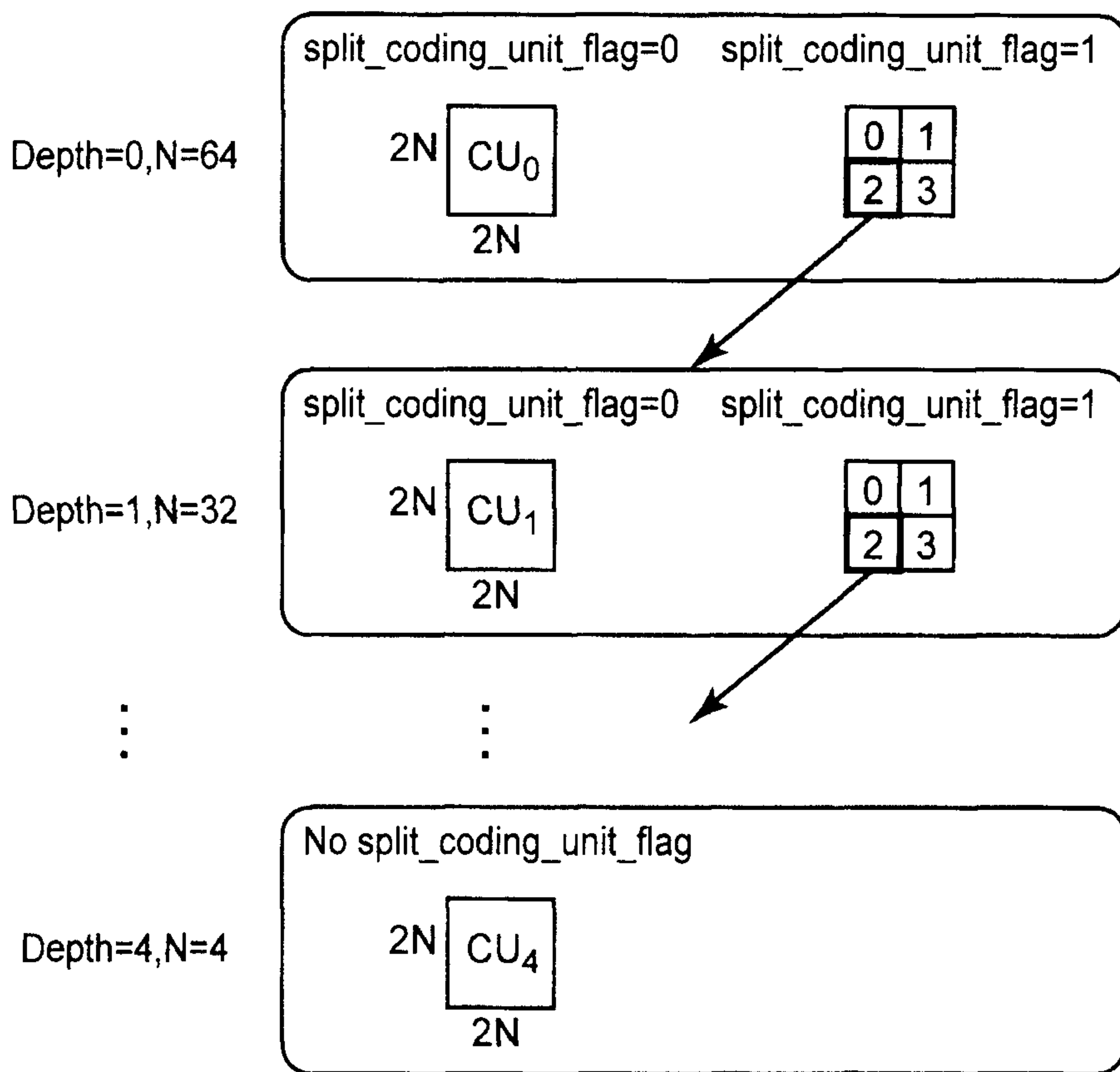


FIG. 20

