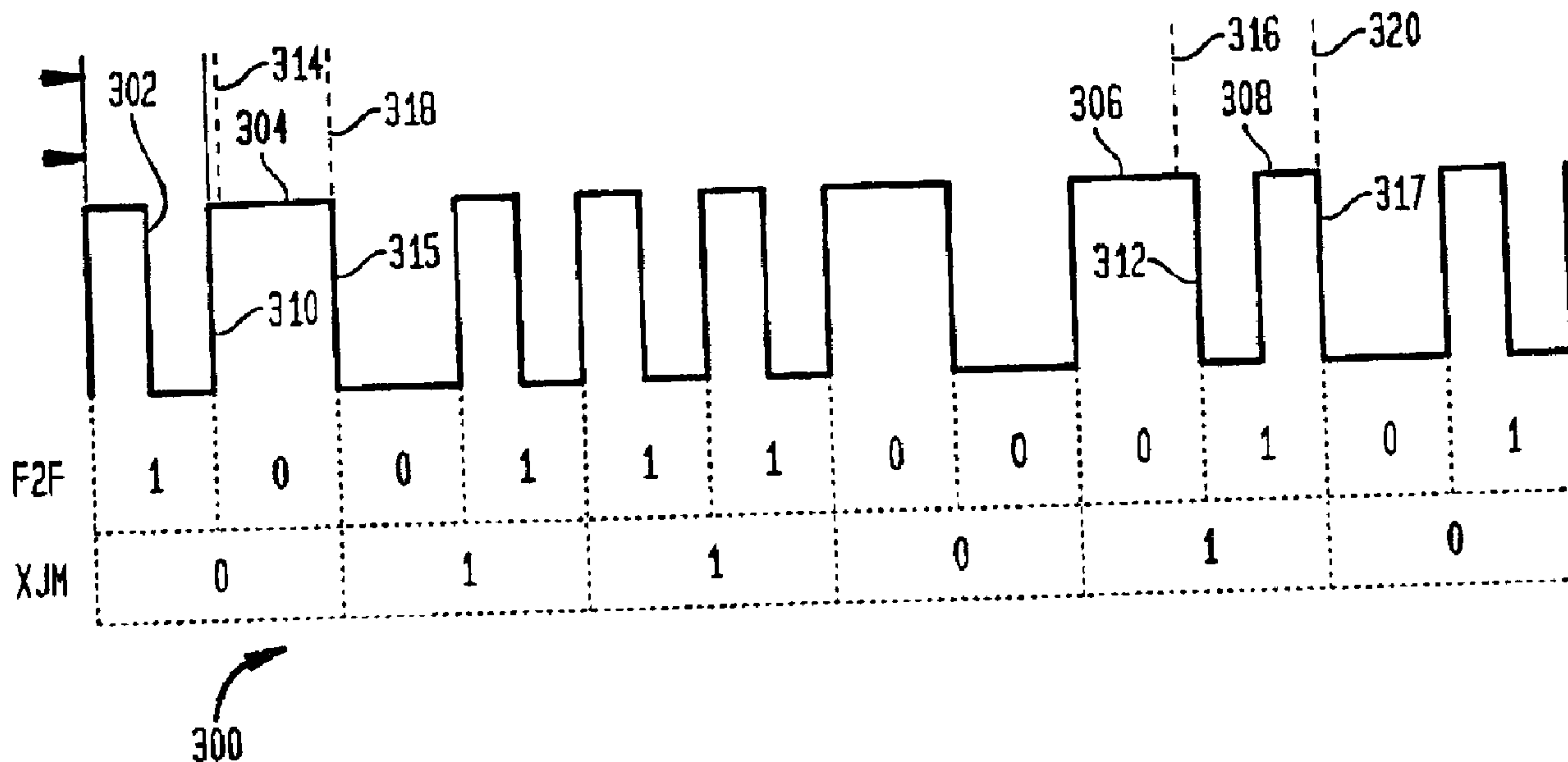




(86) Date de dépôt PCT/PCT Filing Date: 2001/04/26  
 (87) Date publication PCT/PCT Publication Date: 2001/11/08  
 (45) Date de délivrance/Issue Date: 2009/03/24  
 (85) Entrée phase nationale/National Entry: 2002/10/31  
 (86) N° demande PCT/PCT Application No.: US 2001/013531  
 (87) N° publication PCT/PCT Publication No.: 2001/084543  
 (30) Priorité/Priority: 2000/05/01 (US09/562,989)

(51) Cl.Int./Int.Cl. *G06K 7/08* (2006.01),  
*G06K 1/12* (2006.01), *G06K 19/06* (2006.01),  
*G06K 19/12* (2006.01), *G11B 20/10* (2006.01),  
*G11B 25/04* (2006.01), *G11B 5/09* (2006.01)  
 (72) Inventeurs/Inventors:  
 FERNANDEZ, ALBERTO J., US;  
 BORMEY, CARLOS D., US;  
 NEGRIN, ISMAEL E., US  
 (73) Propriétaire/Owner:  
 XTEC, INCORPORATED, US  
 (74) Agent: KIRBY EADES GALE BAKER

(54) Titre : PROCÉDES ET DISPOSITIF PERMETTANT D'ACCROITRE LA DENSITE DE CODAGE MAGNETIQUE  
 GRACE A UN PLACEMENT PRECIS DES TRANSITIONS MAGNETIQUES  
 (54) Title: METHODS AND APPARATUS FOR INCREASED MAGNETIC CODING DENSITY BY PRECISE PLACEMENT  
 OF MAGNETIC TRANSITIONS



(57) **Abrégé/Abstract:**

Methods and apparatus for increasing the density of data storage on a magnetic medium by using variations in positioning of magnetic transitions to encode bits. Conventionally encoded bits are written to the medium as sequences of magnetic transitions according to an encoding standard. Additional bits are encoded on the medium as deviations from a nominal position of magnetic transitions separating conventionally encoded bits. The deviation from the nominal position is within an allowable range of tolerance for the standard followed in encoding the conventionally encoded bits. In order to prevent accumulation of error, additional bits are only encoded in transitions separating a pair of conventionally encoded bits. The first and last transitions of the pair do not have additional bits encoded as deviations of transition locations. This technique allows the encoding of one additional bit for every two conventionally encoded bits.

## (12) INTERNATIONAL APPLICATION PUBLISHED UNDER THE PATENT COOPERATION TREATY (PCT)

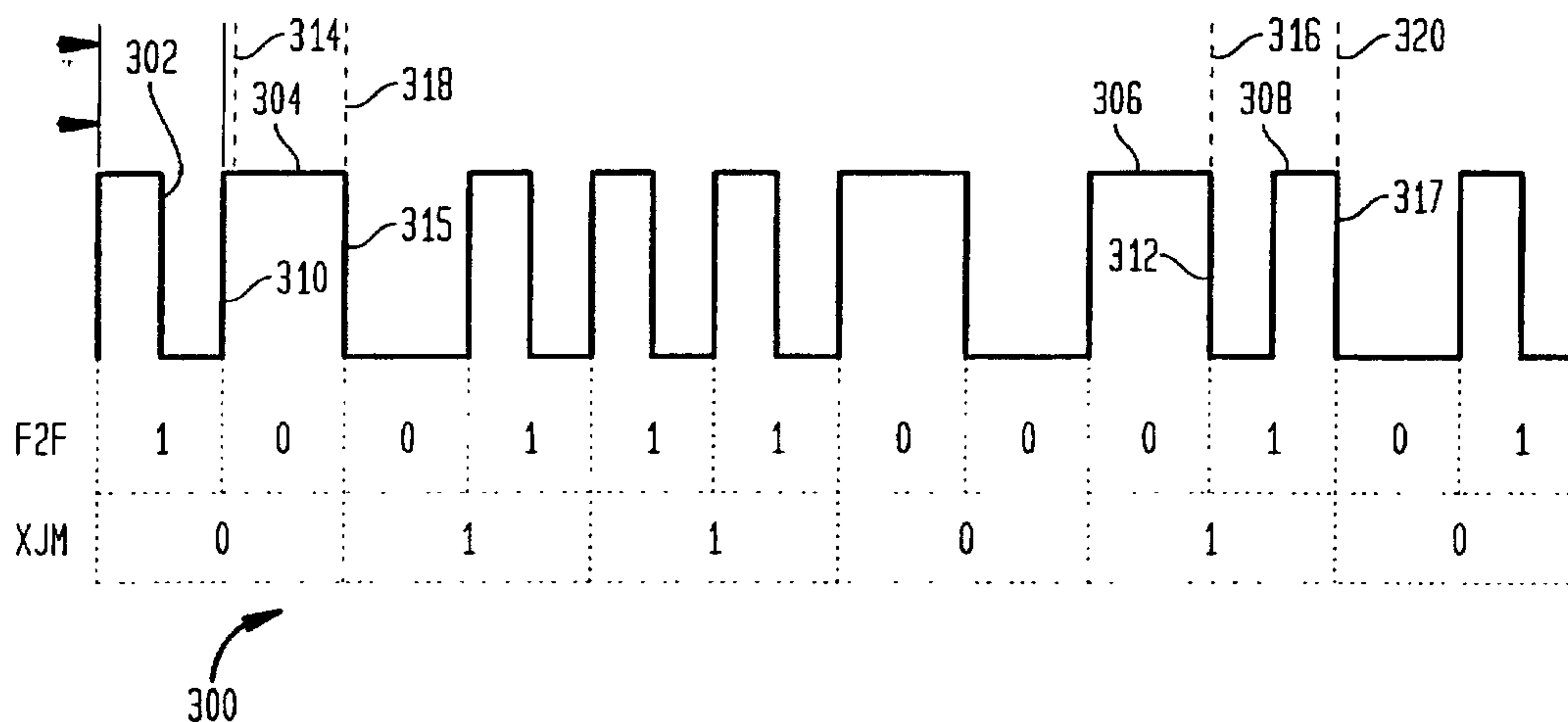
(19) World Intellectual Property Organization  
International Bureau(43) International Publication Date  
8 November 2001 (08.11.2001)

PCT

(10) International Publication Number  
WO 01/84543 A3

- (51) International Patent Classification<sup>7</sup>: G06K 7/08, 1319 S.W. 141st Avenue, Miami, FL 33184 (US). NEGRIN, Ismael, E.; 5678 S.W. 130th Avenue, Miami, FL 33183 (US).  
19/06, G11B 25/04, 5/09
- (21) International Application Number: PCT/US01/13531
- (22) International Filing Date: 26 April 2001 (26.04.2001)
- (25) Filing Language: English
- (26) Publication Language: English
- (30) Priority Data: 09/562,989 1 May 2000 (01.05.2000) US
- (71) Applicant: XTEC, INCORPORATED [US/US]; 5775 Blue Lagoon Drive, Miami, FL 33126 (US).
- (72) Inventors: FERNANDEZ, Alberto, J.; 16005 S.W. 109th Street, Miami, FL 33196 (US). BORMEY, Carlos, D.;
- (74) Agent: PRIEST, Peter, H.; Priest & Goldstein, PLLC, 529 Dogwood Drive, Chapel Hill, NC 27516 (US).
- (81) Designated States (*national*): AU, CA, JP, KR.
- (84) Designated States (*regional*): European patent (AT, BE, CH, CY, DE, DK, ES, FI, FR, GB, GR, IE, IT, LU, MC, NL, PT, SE, TR).
- Published:  
— with international search report
- (88) Date of publication of the international search report:  
4 April 2002
- For two-letter codes and other abbreviations, refer to the "Guidance Notes on Codes and Abbreviations" appearing at the beginning of each regular issue of the PCT Gazette.*

(54) Title: METHODS AND APPARATUS FOR INCREASED MAGNETIC CODING DENSITY BY PRECISE PLACEMENT OF MAGNETIC TRANSITIONS



(57) Abstract: Methods and apparatus for increasing the density of data storage on a magnetic medium by using variations in positioning of magnetic transitions to encode bits. Conventionally encoded bits are written to the medium as sequences of magnetic transitions according to an encoding standard. Additional bits are encoded on the medium as deviations from a nominal position of magnetic transitions separating conventionally encoded bits. The deviation from the nominal position is within an allowable range of tolerance for the standard followed in encoding the conventionally encoded bits. In order to prevent accumulation of error, additional bits are only encoded in transitions separating a pair of conventionally encoded bits. The first and last transitions of the pair do not have additional bits encoded as deviations of transition locations. This technique allows the encoding of one additional bit for every two conventionally encoded bits.

WO 01/84543 A3

**METHODS AND APPARATUS FOR INCREASED MAGNETIC  
CODING DENSITY BY PRECISE PLACEMENT OF  
MAGNETIC TRANSITIONS**

5 Cross-Reference to Related Application

Fernandez U.S. Patent No. 5,616,904 issued April 1, 1997 and assigned to the assignee of the present invention addresses related subject matter.

Field of the Invention

10 The present invention relates generally to improvements in magnetic data encoding. More particularly, the invention relates to improvements in data encoding density achieved through precise placement and reading of magnetic transitions on a magnetic medium.

Background of the Invention

Magnetic media such as tape has long been popular for storage of data. Magnetic  
15 media is used in many applications, of which some examples are computer hard disks, magnetic tape cartridges suitable for backup of computer hard disks, and magnetic stripes for storage of data on identification cards. As technology advances and information needs become greater and greater, users of all storage media, including magnetic media, find advantages in storing information more and more densely. Magnetic media store information  
20 through the establishment of magnetic transitions on a medium. Increasing density through increasing the number of transitions on a medium often leads to increases in cost, which can be substantial if a very large number of transitions are to be placed in a small space. Moreover, because of inherent limitations in technology, as well as limitations inherent in the nature of the medium, there is typically a limit to the information density which can be  
25 achieved using a magnetic medium, especially if it is desired to use readily available components. Furthermore, standards which prevail in many applications such as magnetic identification cards specify the density of the information which can be placed on the media through magnetic transitions. For example, standards governing the encoding of information on magnetic stripes of credit cards often specify the information to be placed on the card and  
30 the method by which the information is to be written. In order to achieve compatibility between the different cards and card reading devices, the cards must conform to the standards. Many standards allow no room for other information beyond the information specified in the standards, if increasing the information content of the cards is to depend on increasing the number of magnetic transitions on a card.

Similar limitations exist in other magnetic media such as magnetic tapes, in cases in which it would be desirable to increase the density of information stored on the medium, but because of standards to be followed or limitations of the medium it is impossible to increase the number of magnetic transitions on the medium. This is particularly true in cases  
5 involving financial identification cards such as credit or debit cards. Magnetic stripe credit or debit cards typically have only a small area available for magnetic storage of information. The content of this information is specified by standards promulgated by institutions such as MASTERCARD® and VISA®. The standards typically do not leave room for any additional information.

10 It would often prove useful to add additional security information to credit or debit cards, but because of the standards for design of the cards, no room is available for adding additional information in the form of additional magnetic transitions.

In addition, situations arise in which it may be necessary to store information on a magnetic medium in a way which is transparent to devices operating according to a particular  
15 standard, but which can be read by devices operating according to a different standard. For example, it may be desirable to encode authentication information on an identification card such as a credit card in a way which is transparent to preexisting readers, but which can be read by readers designed to detect the authentication information.

Encoding standards for magnetic data storage typically define a nominal placement of  
20 magnetic transitions used to represent data, and allow for deviations within a certain tolerance from this nominal placement. Magnetic transitions are typically recognized by sensing of peak points in a signal produced by the passage of the magnetic media alongside a read head. In a typical magnetic encoding process, the peak points, and therefore the recognized magnetic transitions, deviate from the nominal. The deviation from the precise  
25 placement of the peak points is referred to as "jitter." The Fernandez patent, cited above, describes techniques for reading patterns of jitter in order to define a magnetic signature for a magnetic medium, used for authentication of that magnetic medium.

If deviation from the nominal position of a magnetic transition, or jitter, can be controlled, this represents additional information which can be used to encode data. The  
30 Fernandez patent cited above describes the use of already present jitter as a source of additional information for authentication of a medium, but does not describe the use of controlled jitter as a means for encoding information on a medium.

There exists, therefore, a need in the art for a technique for increasing density of information stored on a magnetic medium which does not require an increase in the number  
35 of magnetic transitions on the medium and which uses precisely controlled positioning of

placement of magnetic transitions on the medium to define additional information that is transparent to devices not equipped to read the additional information.

#### Summary of the Invention

5 An information storage system according to the present invention includes a media writer adapted to make precise placements of magnetic transitions on a magnetic medium. The writer writes conventional bits along a magnetic medium by placing magnetic transitions along the length of the medium according to a predefined standard. For example, in order to write a binary "1", the writer may place a transition from low to high, followed after a narrow interval by a transition from high to low, with a narrow interval following before a transition. 10 To write a binary "0", the writer may place a transition from low to high, followed after a wide interval by a transition from high to low, with no interval following before the next bit is able to begin. Placement of each transition is defined by a standard which defines a nominal placement and an allowable deviation from the nominal.

In order to encode additional bits, the writer places transitions between bits in 15 positions deviating from the nominal. To encode an additional "0", the writer places the transition ahead of the nominal position. To encode an additional "1", the writer places the transition behind the nominal position. The deviations from the nominal are within tolerances defined by the standard for encoding bits, which may be a standard used by prior art readers. For example, one prior art standard for writing data on a magnetic identification 20 card allows a deviation of 8% from the nominal. In order to encode an additional "0", the writer may place a transition such that the distance between the transition beginning the bit and the transition ending the bit is at least 3% greater than the nominal distance between the transitions. In order to encode an additional "1", the writer may place a transition such that the distance between the transition beginning the bit and the transition ending the bit is at 25 least 3% less than the nominal distance between the transitions. Requiring that the deviation be at least 3% from the nominal distinguishes deviations which represent additional data from randomly occurring deviations. Conventional writers are typically capable of placing transitions within 3% of the nominal position, so that if a transition is seen to deviate 3% or more from the nominal position, it may be safely interpreted as representing data.

30 In order to prevent accumulation of errors, additional bits are represented by adjusting placement of transitions between conventionally encoded bits. Adjusting placement of a transition separating members of a pair of bits need not change the placement of the transitions at the beginning and end of the pair of bits. Therefore, the transitions at the beginning and the end of the pair of bits can remain in their nominal positions.

5 A reader according to the present invention reads transitions in order to decode bits, interpreting sequences of transitions as "1s" or "0s" according to predetermined standards for encoding and decoding data. The reader also detects placement of transitions which deviate from nominal placement in order to detect additional data. The reader detects deviations of transitions between bits. If the distance between transitions is at least 3% greater than the nominal distance, for example, the deviation from the nominal may be interpreted as representing an additional "0", while if the distance between transitions is at least 3% less than the nominal distance, the deviation from the nominal may be interpreted as representing an additional "1".

10 A prior art reader which reads a card or other magnetic medium encoded according to the techniques of the present invention can read bits which were conventionally encoded without detecting the additional bits encoded by placement of transitions. This allows, for example, the addition of security or other authentication information which can be detected by appropriate readers but which does not interfere with readers not suitably equipped to detect the information.

15 If a magnetic medium encoded with a writer according to the present invention is read by a prior art reader, the bits represented by transitions will be read. Bits encoded by placement of transitions will not be detected and will not interfere with the reading of the conventionally encoded information.

20 Certain exemplary embodiments may provide a method of data encoding on a magnetic medium comprising the steps of: encoding conventional bits for placement on the magnetic medium, each conventional bit being represented by a series of magnetic transitions, each magnetic transition having a nominal placement on the magnetic medium; encoding additional bits for placement on the magnetic medium, each additional bit being represented by a deviation from a nominal position of a magnetic transition included in a conventional bit; and writing the conventional bits and the additional bits as a string of data on the magnetic medium, the string of data comprising the additional bits merged with the conventional bits, the string of data occupying the same space on the magnetic medium that is occupied by the conventional bits alone, the string of data providing increased data density beyond the data density that would be provided by the conventional bits alone.

Certain exemplary embodiments may provide a method of reading data from a magnetic medium comprising the steps of: reading a series of transitions from the magnetic medium the series of transitions representing a series of conventional bits and additional bits, each conventional bit being encoded as a sequence of magnetic  
5 transitions, each additional bit being encoded as a deviation from a nominal position of a magnetic transition separating two conventional bits, the conventional bits and the additional bits being encoded as a string of data, the string of data comprising the additional bits merged with the conventional bits, the string of data occupying the same  
10 space on the magnetic medium that is occupied by the conventional bits alone, the string of data providing increased data density beyond the data density that would be provided by the conventional bits alone; and during the reading of the transitions, detecting and translating conventional bits, each encoded as a sequence of magnetic transitions, and also detecting and translating the additional bits.

Certain exemplary embodiments may provide a reading device for reading data  
15 from a magnetic medium, comprising: a read head for reading magnetic transitions on a magnetic track to produce a read signal; an amplifier for amplifying the read signal to produce an amplified read signal; an analog to digital converter for producing a digital data stream representing the amplified read signal; and a processor operative to interpret the digital data stream to identify conventional bits encoded as sequences of magnetic  
20 transitions and also to identify additional bits encoded as deviations from nominal positions of transitions between conventional bits, the data stream representing a series of conventional bits and additional bits, the conventional bits and the additional bits being encoded as a string of data on a magnetic medium, the string of data comprising the additional bits merged with the conventional bits, the string of data occupying the same  
25 space on the magnetic medium that is occupied by the conventional bits alone, the string of data providing increased data density beyond the data density that would be provided by the conventional bits alone.

Certain exemplary embodiments may provide a reading and writing device for reading data from and writing data to a magnetic medium, comprising: a read head for  
30 detecting magnetic transitions appearing on the magnetic medium to produce a read signal representing the magnetic transitions; a write head for writing magnetic transitions to the magnetic medium based on an amplified write signal representing data to be written

4b

to the magnetic medium; a read amplifier for amplifying the read signal to produce an amplified read signal; a write amplifier for amplifying the write signal to produce the amplified write signal; an analog to digital converter for creating a digital data stream based on the amplified read signal; a digital to analog converter for creating a write signal  
5 to be furnished to the write amplifier for amplification to produce the amplified write signal, the write signal being based on an output digital data stream representing data to be written on the magnetic medium; and a processor for receiving the digital data stream to identify bits represented by the digital data stream, the processor being operative to identify conventional bits encoded as sequences of magnetic transitions on the magnetic  
10 medium and also to identify additional bits encoded as deviations from a nominal position of transitions between conventional bits, the processor also being operative to produce the output digital data stream, the output digital data stream directing placement of sequences of magnetic transitions to encode conventional bits on the magnetic medium, the output digital data stream also directing placement of deviations from a nominal position of  
15 transitions between conventional bits in order to encode additional bits to be placed on the magnetic medium as a string of data, the string of data representing a series of conventional bits and additional bits, the conventional bits and the additional bits being encoded as a string of data on a magnetic medium, the string of data comprising the additional bits merged with the conventional bits, the string of data occupying the same  
20 space on the magnetic medium that is occupied by the conventional bits alone, the string of data providing increased data density beyond the data density that would be provided by the conventional bits alone.

Certain exemplary embodiments may provide a method of magnetic card generation, comprising the steps of: assembling identifying information to be written on  
25 the card; reading magnetic information from the card to identify a magnetic fingerprint; creating a numerical fingerprint comprising a numerical representation of the magnetic fingerprint; merging the identifying data and the numerical fingerprint to form a data stream; and writing the data stream to the card, the identifying data being represented as conventional bits and the numerical fingerprint being represented as additional bits, each  
30 additional bit being represented as a deviation from a nominal placement of a magnetic transition included in a conventional bit, the data stream representing a series of conventional bits and additional bits, the conventional bits and the additional bits being



5 encoded as a string of data on the magnetic card, the string of data comprising the additional bits merged with the conventional bits, the string of data occupying the same space on the magnetic card that is occupied by the conventional bits alone, the string of data providing increased data density beyond the data density that would be provided by the conventional bits alone.

10 Certain exemplary embodiments may provide a method of authenticating a magnetic card, comprising the steps of: reading magnetic information from the card; interpreting and storing identifying information encoded as conventional bits; reading magnetic information from the card to create a magnetic fingerprint; creating a numerical fingerprint comprising a numerical representation of the magnetic fingerprint; storing the numerical fingerprint; examining magnetic transitions in the magnetic information to determine if the magnetic transitions deviate from a nominal position by more than a predetermined amount; if the magnetic deviations deviate from the nominal position by more than the predetermined amount, interpreting the magnetic transitions to identify  
15 additional information stored on the card as additional bits encoded as deviations from a nominal position of magnetic transitions, each additional bit being represented as a deviation from a nominal position of a magnetic transition included in a conventional bit, the additional bits being merged with the conventional bits in a string of data, the string of data occupying the same space on the magnetic card that is occupied by the conventional  
20 bits alone, the string of data providing increased data density beyond the data density that would be provided by the conventional bits alone; decoding the additional information to create a decoded numerical fingerprint; comparing the decoded numerical fingerprint to the stored numerical fingerprint; if the comparison fails, rejecting the card; and if the comparison passes, retrieving and processing the identifying information.

25 **A more complete understanding of the present invention, as well as further features and advantages of the invention, will be apparent from the following Detailed Description and the accompanying drawings.**

**Brief Description of the Drawings**

Fig. 1A illustrates a portion of a magnetic card suitable for reading and writing according to the present invention;

5 Fig. 1B illustrates in greater detail a magnetic stripe area of the magnetic card of Fig. 1A;

Fig. 2A illustrates a string of data encoded according to a prior art encoding standard;

Fig. 2B illustrates a string of data encoded according to a prior art encoding standard;

Fig. 3 illustrates a string of data encoded according to the teachings of the present invention;

10 Fig. 4 illustrates a string of data encoded according to the teachings of the present invention;

Fig. 5 illustrates a magnetic reading and writing device according to the teachings of the present invention;

Fig. 6 illustrates a process for writing magnetic data according to the present invention;

Fig. 7 illustrates a process for reading magnetic data according to the present invention;

5 Fig. 8 illustrates a process for writing a magnetic card according to the present invention; and

Fig. 9 illustrates a process for reading and authenticating a magnetic card according to the present invention.

#### Detailed Description

10 Fig. 1A illustrates a rear view of a commonly used magnetic card 100 designed according to the standard ISO ID-1, a widely followed standard for the design of magnetic cards, showing a magnetic stripe area 102 which may advantageously be written and read by a system according to the present invention. The card 100 is 53.98 mm high by 85.60 mm wide by 0.76 mm thick, and has corners such as the corner 103 with a radius of 3.18 mm.  
15 The magnetic stripe area 102 is 82.55 mm wide by 10.28 mm high. The magnetic stripe area 102 has a top edge 104 which is 5.54 mm from the top 106 of the card 100 and a bottom edge 108 which is 15.82 mm from the top 106 of the card 100. A right edge 110 of the magnetic stripe area 102 lies 2.92 mm from a right edge 112 of the card 100. Data is encoded on the card magnetic stripe area 102 with a first bit 114 beginning 7.44 mm from the right edge 112  
20 of the card 100. The magnetic stripe area 102 includes first, second and third tracks 116, 118 and 120 respectively.

Fig. 1B is a more detailed view of the magnetic stripe area 102 of the card 100, illustrating first, second and third magnetic tracks 116, 118 and 120, respectively. The first magnetic track 116 is 5.66 mm from the top 106 of the card, and has a top edge 122 which is  
25 0.12 mm from the top edge 104 of the magnetic stripe 102. The first magnetic track 116 is 2.80 mm in width.

The second track 118 has a top edge 124 which is 0.50 mm from a bottom edge 126 of the first track 116. The second track 118 is 2.80 mm in width.

The third track 120 has a top edge 128 which is 0.76 mm from a bottom edge 130 of  
30 the second track 116. The third track 120 is 2.80 mm in width. The third track 120 also has a bottom edge 132 which is 0.56 mm from the bottom edge 108 of the magnetic stripe area 102.

While a magnetic card 100 is illustrated herein as an example, it will be recognized that the teachings of the present invention may be extended to other magnetic media, such as  
35 tapes, disks or any other desired form of magnetic media adapted to represent data using

magnetic transitions.

Fig. 2A illustrates a sample string of data 200 written according to a prior art recording system. The string of data 200 is not shown to scale. The string of data 200 is similar to data which may be written to tracks 1 and 3 of a magnetic card such as the card 100. Illustrated here as examples are a first bit 202, which is encoded as a "0", and a second bit 204, which is encoded as a "1". It can be seen that the first bit 202 includes a transition 208 at a left edge and a transition 210 at a right edge. The transition 210 may be in a nominal position 0.12 mm from the transition 208, or may be within a tolerance of 8% from the nominal position. The transition 210 may thus be between 0.11 mm and 0.13 mm from the transition 208, that is between the limits 212 and 214. The bit 204 includes a transition 216 at a left edge, and an upper transition 218 followed by a lower transition 220. The upper transition 218 may be in a nominal position 0.06 mm from the transition 216 or may deviate by 10% from the nominal position. Thus, the upper transition may be within a range of 0.054 mm to 0.066 mm from the transition 216, that is between the limits 222 and 224. The lower transition 220 may be at a nominal position 0.05 mm from the upper transition 218, or may deviate by 10% from the nominal position. That is, the lower transition 220 may be within a range of 0.045 mm to 0.055 mm from the upper transition 218, that is between the limits 226 and 228. Because the position of the upper transition 218 relative to the transition 216 may also fall within a range, the lower transition 220 may fall within a range of 0.099 mm to 0.121 mm from the transition 216.

Fig. 2B illustrates a sample string of data 250 written according to a prior art recording system. The string of data 250 is not drawn to scale. The string of data 250 is similar to data which may be written to track 2 of a magnetic card such as the card 100. Dimensions are shown for a first bit 252, which is encoded as a "0", and a second bit 254, which is encoded as a "1". It can be seen that the first bit 252 includes a transition 256 at a left edge and a transition 258 at a right edge. The transition 258 may be in a nominal position 0.34 mm from the transition 256, or may be within a tolerance of 5% from the nominal position. The transition 258 may thus be between 0.32 mm and 0.36 mm from the transition 256, that is between the limits 260 and 262.

The bit 254 includes a transition 264 at a left edge, and a lower transition 266 followed by an upper transition 268. The lower transition 266 may be in a nominal position 0.170 mm from the transition 264 or may deviate by 7% from the nominal position. Thus, the lower transition 266 may be within a range of 0.158 mm to 0.182 mm from the transition 264, that is between the limits 270 and 272. The upper transition 268 may be at a nominal position 0.05 mm from the lower transition 266, or may deviate by 10% from the nominal

position. That is, the upper transition 268 may be within a range of 0.045 mm to 0.055 mm from the lower transition 266, that is between the limits 274 and 276. Because the position of the lower transition 266 relative to the transition 264 may also fall within a range, the upper transition 268 may fall within a range of 0.203 mm to 0.237 mm from the transition 264.

5 Fig. 3 illustrates a string of data 300 written according to the teachings of the present invention. The string of data 300 is not drawn to scale. The string of data 300 may suitably be written to a track such as track 1 or 3 of the card 100 of Fig. 1. The string of data 300 includes a series of bits encoded by magnetic transition sequences, of which bits 302, a "1", 304, a "0", 306, a "0", and 308, a "1", are given as examples. A transition 310 separates the 10 bits 302 and 304 and a transition 312 separates the bits 306 and 308. The transitions 310 and 312 are not placed in a nominal position according to the standard data encoding system by which they are written. Instead, the transition 310 is placed such that the distance between the transition 310 which begins the bit 304 and the transition 315 which terminates the bit 304 is at least 3% greater than the nominal distance which would be achieved if the bit 304 15 began at the nominal position 314. The transition 312 is placed such that distance between the transition 312 which begins the bit 308 and the transition 317 which terminates the bit 308 is at least 3% less than the nominal distance which would be achieved if the bit 308 began at the nominal position 316. In this way, an additional "0" is encoded between the bits 302 and 304 and an additional "1" is encoded between the bits 306 and 308. The placement 20 of the transitions 310 and 312 is within the tolerance margin for placement of transitions and therefore does not interfere with accurate reading of the bits 302 and 304. However, a suitably designed reader is capable of reading the placement of the transitions 310 and 312 to interpret the bits represented by the placement of the transitions 310 and 312.

In this way, one additional bit may be encoded through placement of transitions 25 between bits for every two bits encoded through sequences of transitions. Because each additional bit is encoded by placement of the transition between members of a pair of bits, the problem of accumulation of error is avoided. For example, the transitions 315 and 317, each occurring at the end of a second bit of a pair, are in the nominal positions 318 and 320, respectively. If each bit which was conventionally encoded also had an additional bit 30 encoded by placement of a transition, the additional bits could lead to accumulated deviations from the nominal position which accumulated to a substantial deviation. As an example, a string of 5 consecutive "1s" would lead to a deviation of 15% from the nominal position by the time the fifth "1" was written. However, placement of the transition which deviates from nominal at the boundary between two conventionally encoded bits insures encoding 35 additional bits will not cause the length of a pair of bits to deviate from the nominal length.

Each pair of bits will deviate from the nominal length only to the extent caused by ordinary deviations and errors inherent in the writing process.

Fig. 4 illustrates a string of data 400, written according to the teachings of the present invention. The string of data 400 is not drawn to scale. The string of data 400 may suitably be written to a track such as track 2 of the card 100 of Fig. 1. The string of data 400 includes a series of bits 402, 404, 406 and 408 encoded by magnetic transition sequences, of which bit 402 is a "1", bit 404 is a "0", bit 406 is a "0" and bit 408 is a "1". A transition 410 separates the bits 402 and 404 and a transition 412 separates the bits 406 and 408. The transitions 410 and 412 are not placed in a nominal position according to the standard data encoding system by which they are written. Instead, the transition 410 is placed such that the distance between the transition 411 which begins the bit 402 and the transition 410 which ends the bit 402 is at least 3% greater than would be achieved if the transition 410 were placed in a nominal position 414. The transition 412 is placed such that the distance between the transition 415 which begins the bit 406 and the transition 412 which ends the bit 406 is at least 3% less than would be achieved if the transition 412 were placed in a nominal position 419. The placement of the transition 410 encodes an additional "0" and the placement of the transition 412 encodes an additional "1". The placement of the transitions 410 and 412 is within the tolerance margin for placement of transitions and therefore does not interfere with accurate reading of the bits 402 and 404. However, a suitably designed reader is capable of reading the placement of the transitions 410 and 412 to interpret the bits represented by the placement of the transitions 410 and 412. Accumulation of error is avoided by placement of transitions which deviate from the nominal between pairs of bits. Thus, it can be seen that the transitions 415 and 420, each occurring at the end of a pair of bits, are in the nominal positions 422 and 424, respectively.

Fig. 5 illustrates a magnetic reading and writing device 500 according to the present invention. The system 500 includes a read head 502, write head 504, read amplifier 506, write amplifier 508, analog to digital (A/D) converter 510, digital to analog (D/A) converter 512 and processor 514. When it is desired to write a magnetic track, the data to be written is supplied to the processor 510, which passes the data to the D/A converter 512 for conversion to analog format. The D/A converter 512 supplies the analog data to the write amplifier 508, which amplifies it and sends it to the write head 504 as a magnetic track 516 is passed adjacent to the read head 502 and write head 504. The read head detects sequencing data present on the track 516 as the track 516 is passed adjacent to the write head 502. The sequencing data is supplied to the processor 514, which uses the sequencing data to control the write operation, including timing and placement of write operations.

The write head 504 places magnetic transitions on the magnetic track 516 according to a standard for encoding bits. The write head 504 places conventional bits and additional bits on the track 516. Conventional bits are placed on the track 516 through writing of sequences of magnetic transitions. Additional bits are represented on the track 516 by the choice of position of transitions between conventional bits. The placement of transitions between conventional bits in a position deviating from a nominal position according to an encoding standard is used to represent data. Transitions deviate from the nominal within tolerances defined by the standard, but sufficient to be identified by a suitable reading and writing system such as the system 500. For example, an additional "0" may be represented by placing a transition such that the distance between transitions making up the conventional bit deviates by +3% from the nominal, while an additional "1" may be represented by placing a transition such that the distance between transitions making up the conventional bit deviates by -3% from the nominal.

If a magnetic medium written by a system such as the system 500 is read by a prior art system, the bits which are encoded as sequences of transitions will be read normally because they are within the tolerances of the standard for encoding the medium. However, the additional bits which were encoded by placement of transitions will not be detected.

If a system such as the system 500 is used to read a medium previously encoded with conventional and additional bits, the read head 502 will detect magnetic transitions and generate a signal which will be sent to the read amplifier 506. The read head 502 will produce a precise signal from which position and timing of magnetic transitions can be identified. The read amplifier 506 will pass the signal to the A/D converter 510, which will convert the signal to digital form and pass it to the processor 514. The processor 514 will detect the bits which have been conventionally encoded as sequences of transitions. In addition, the processor 514 will detect the position and timing data in the signal and identify deviations from nominal positions of transitions which have been used to encode additional bits.

It will be recognized that a device similar to the device 500 may be designed, having the capability to read a conventionally encoded magnetic track or a track such as the track 516, but without the capability of writing. Such a device would include components such as the read head 502, read amplifier 506, A/D converter 510 and processor 514. The operation of the device would be similar to the reading operations described above for the device 500.

Fig. 6 illustrates a process of writing data 600 according to the present invention. At step 602, a series of conventional and a series of additional bits are assembled to be written. At step 604, the series of conventional bits and the series of additional bits are merged into a

data stream. At step 606, the data stream is translated into a series of magnetic transitions. Each conventional bit is represented by a series of magnetic transitions according to an encoding standard, and each additional bit is represented by a transition having a position deviating from a nominal position according to the encoding standard. Each additional bit is represented by a transition between two conventional bits. The transition representing the additional bit deviates from the nominal position by a defined amount, the defined amount falling within the tolerance allowed by the encoding standard. At step 608, each bit is written onto a magnetic medium. Each conventional bit is written by writing a series of magnetic transitions onto the medium, and each additional bit is written by placing a transition between a pair of conventional bits in a position deviating from the nominal. At 610, the magnetic medium is read and the data which is read from the medium compared to the data which was expected to be written to the medium. If the data which was read matches the expected data, the process proceeds to step 612 and the write process terminates successfully. If the data which was read does not match the expected data, the process proceeds to step 614 and a warning is issued that the write process failed.

Fig. 7 illustrates a process 700 of reading data according to the present invention. At step 702, a magnetic medium is passed alongside a read head. At step 704, magnetic transitions stored on the medium are detected. At step 706, a sequence of magnetic transitions representing an encoded conventional bit is translated according to an encoding standard into the bit represented by the sequence of transitions. At step 708, the bit is stored. At step 710, a transition separating two encoded bits is examined to determine if its placement deviates from nominal placement according to the encoding standard used to encode the bits. If the placement deviates from the nominal by a predefined amount, the transition is recognized as an additional encoded bit and stored. If the placement does not deviate from nominal by the predefined amount, no additional bit is recognized. At step 712, a sequence of magnetic transitions representing an encoded additional bit is translated according to an encoding standard into the bit represented by the sequence of transitions. At step 714, the additional bit is stored. At step 716, the parameters of the reading process are examined to determine if additional reading remains to be performed. This may be done, for example, by examining the last several bits read to determine if they represent a termination sequence, by examining predetermined parameters governing the amount of data to be read, examining time parameters, or by using any other technique desired. If no additional reading remains to be performed, the process terminates at step 750. If additional reading remains, the process returns to step 702.

Fig. 8 illustrates a method 800 of storing magnetic card authentication information



employing the techniques of the present invention. At step 802, magnetic patterns are read from the card in order to identify a magnetic fingerprint. Reading of the magnetic patterns and identification of the magnetic fingerprint may suitably be accomplished in accordance with the teachings of the Fernandez patent cited above. At step 804, a numerical  
5 representation of the magnetic fingerprint is created to form a numerical fingerprint. At step 806, identifying data to be written on the card is assembled. At step 808, the identifying data and the numerical fingerprint are merged to form a data stream. At step 810, the identifying data and the numerical fingerprint are written to the card. The identifying data is encoded as conventional bits represented by magnetic transitions, and the numerical fingerprint is  
10 encoded as additional bits represented by placement of magnetic transitions separating conventional bits. In this way, the numerical fingerprint can be written to the card while still leaving space for all other information required to be stored on the card. Storage of the numerical fingerprint does not interfere with the writing of other information.

Fig. 9 illustrates a method 900 of card authentication according to the present  
15 invention. At step 902, magnetic information is read from the card. At step 904, identifying information encoded as conventional bits is interpreted and stored. At the same time, magnetic characteristics of the card are read and converted to a numerical representation to create a numerical fingerprint. At step 906, the numerical fingerprint is stored. At step 908, the transitions separating conventional bits are examined for deviations to determine if they  
20 represent additional encoded information. If the transitions do not deviate more than a predetermined amount from a nominal position, the process proceeds to step 908 and the transitions are interpreted as containing no encoded information. The process then proceeds to step 950. If the transitions are displaced more than a predetermined amount from a nominal positions, the process proceeds to step 912 and the transitions are interpreted as  
25 containing encoded additional information. At step 914, the encoded additional information is decoded to create a decoded numerical fingerprint. At step 916, the decoded numerical fingerprint is compared to the stored numerical fingerprint. If the decoded numerical fingerprint fails to match the stored numerical fingerprint within predefined tolerances, the process proceeds to step 918 and the card is rejected. If the decoded numerical fingerprint  
30 matches the stored numerical fingerprint, the process proceeds to step 950. At step 950, the identifying information is retrieved and processed.

While the present invention is disclosed in the context of a presently preferred embodiment, it will be recognized that a wide variety of implementations may be employed by persons of ordinary skill in the art consistent with the above discussion and the claims  
35 which follow below.

The embodiments of the invention in which an exclusive property or privilege is claimed are defined as follows:

1. A method of data encoding on a magnetic medium comprising the steps of:  
5 encoding conventional bits for placement on the magnetic medium, each conventional bit being represented by a series of magnetic transitions, each magnetic transition having a nominal placement on the magnetic medium;  
encoding additional bits for placement on the magnetic medium, each additional bit being represented by a deviation from a nominal position of a magnetic transition  
10 included in a conventional bit; and  
writing the conventional bits and the additional bits as a strong of data on the magnetic medium, the string of data comprising the additional bits merged with the conventional bits, the string of data occupying the same space on the magnetic medium that is occupied by the conventional bits alone, the string of data providing increased data  
15 density beyond the data density that would be provided by the conventional bits alone.
2. The method of claim 1 wherein each additional bit is placed at a transition separating two conventional bits.
- 20 3. The method of claim 2 wherein the deviation from the nominal position of the magnetic transition included in the conventional bit which represents the additional bit is within a range of tolerance for the magnetic transition used in encoding the conventional bit.
- 25 4. The method of claim 3 wherein each additional bit is placed at a transition between a pair of conventional bits and wherein no additional bit is placed at a starting or ending transition of the pair of conventional bits.
- 30 5. A method of reading data from a magnetic medium comprising the steps of:  
reading a series of transitions from the magnetic medium the series of transitions representing a series of conventional bits and additional bits, each conventional bit being

encoded as a sequence of magnetic transitions, each additional bit being encoded as a deviation from a nominal position of a magnetic transition separating two conventional bits, the conventional bits and the additional bits being encoded as a string of data, the string of data comprising the additional bits merged with the conventional bits, the string  
5 of data occupying the same space on the magnetic medium that is occupied by the conventional bits alone, the string of data providing increased data density beyond the data density that would be provided by the conventional bits alone; and

during the reading of the transitions, detecting and translating conventional bits, each encoded as a sequence of magnetic transitions, and also detecting and translating the  
10 additional bits.

6. A reading device for reading data from a magnetic medium, comprising:  
a read head for reading magnetic transitions on a magnetic track to produce a read  
signal;

15 an amplifier for amplifying the read signal to produce an amplified read signal;  
an analog to digital converter for producing a digital data stream representing the amplified read signal; and

a processor operative to interpret the digital data stream to identify conventional bits encoded as sequences of magnetic transitions and also to identify additional bits  
20 encoded as deviations from nominal positions of transitions between conventional bits, the data stream representing a series of conventional bits and additional bits, the conventional bits and the additional bits being encoded as a string of data on a magnetic medium, the string of data comprising the additional bits merged with the conventional bits, the string of data occupying the same space on the magnetic medium that is occupied  
25 by the conventional bits alone, the string of data providing increased data density beyond the data density that would be provided by the conventional bits alone.

7. A reading and writing device for reading data from and writing data to a magnetic medium, comprising:

30 a read head for detecting magnetic transitions appearing on the magnetic medium to produce a read signal representing the magnetic transitions;

a write head for writing magnetic transitions to the magnetic medium based on an amplified write signal representing data to be written to the magnetic medium;

a read amplifier for amplifying the read signal to produce an amplified read signal;

5 a write amplifier for amplifying the write signal to produce the amplified write signal;

an analog to digital converter for creating a digital data stream based on the amplified read signal;

10 a digital to analog converter for creating a write signal to be furnished to the write amplifier for amplification to produce the amplified write signal, the write signal being based on an output digital data stream representing data to be written on the magnetic medium; and

15 a processor for receiving the digital data stream to identify bits represented by the digital data stream, the processor being operative to identify conventional bits encoded as sequences of magnetic transitions on the magnetic medium and also to identify additional bits encoded as deviations from a nominal position of transitions between conventional bits, the processor also being operative to produce the output digital data stream, the output digital data stream directing placement of sequences of magnetic transitions to encode conventional bits on the magnetic medium, the output digital data stream also  
20 directing placement of deviations from a nominal position of transitions between conventional bits in order to encode additional bits to be placed on the magnetic medium as a string of data, the string of data representing a series of conventional bits and additional bits, the conventional bits and the additional bits being encoded as a string of data on a magnetic medium, the string of data comprising the additional bits merged with  
25 the conventional bits, the string of data occupying the same space on the magnetic medium that is occupied by the conventional bits alone, the string of data providing increased data density beyond the data density that would be provided by the conventional bits alone.

8. The device of claim 7 wherein the processor is operative to direct  
30 placement of the deviations from the nominal position of transitions between conventional bits so that the deviations are within a range of tolerance for placement of transitions encoding conventional bits.

9. The device of claim 8 wherein the processor is also operative to direct placement of deviations from the nominal position between pairs of conventional bits, with no deviation being placed at a beginning or ending transition of a pair of  
5 conventional bits.

10. A method of magnetic card generation, comprising the steps of:  
assembling identifying information to be written on the card;  
reading magnetic information from the card to identify a magnetic fingerprint;  
10 creating a numerical fingerprint comprising a numerical representation of the magnetic fingerprint;  
merging the identifying data and the numerical fingerprint to form a data stream;  
and  
writing the data stream to the card, the identifying data being represented as  
15 conventional bits and the numerical fingerprint being represented as additional bits, each additional bit being represented as a deviation from a nominal placement of a magnetic transition included in a conventional bit, the data stream representing a series of conventional bits and additional bits, the conventional bits and the additional bits being encoded as a string of data on the magnetic card, the string of data comprising the  
20 additional bits merged with the conventional bits, the string of data occupying the same space on the magnetic card that is occupied by the conventional bits alone, the string of data providing increased data density beyond the data density that would be provided by the conventional bits alone.

25 11. A method of authenticating a magnetic card, comprising the steps of:  
reading magnetic information from the card;  
interpreting and storing identifying information encoded as conventional bits;  
reading magnetic information from the card to create a magnetic fingerprint;  
creating a numerical fingerprint comprising a numerical representation of the  
30 magnetic fingerprint;  
storing the numerical fingerprint;

examining magnetic transitions in the magnetic information to determine if the magnetic transitions deviate from a nominal position by more than a predetermined amount;

5 if the magnetic deviations deviate from the nominal position by more than the predetermined amount, interpreting the magnetic transitions to identify additional information stored on the card as additional bits encoded as deviations from a nominal position of magnetic transitions, each additional bit being represented as a deviation from a nominal position of a magnetic transition included in a conventional bit, the additional bits being merged with the conventional bits in a string of data, the string of data  
10 occupying the same space on the magnetic card that is occupied by the conventional bits alone, the string of data providing increased data density beyond the data density that would be provided by the conventional bits alone;

decoding the additional information to create a decoded numerical fingerprint;  
comparing the decoded numerical fingerprint to the stored numerical fingerprint;  
15 if the comparison fails, rejecting the card; and  
if the comparison passes, retrieving and processing the identifying information.

FIG. 1A

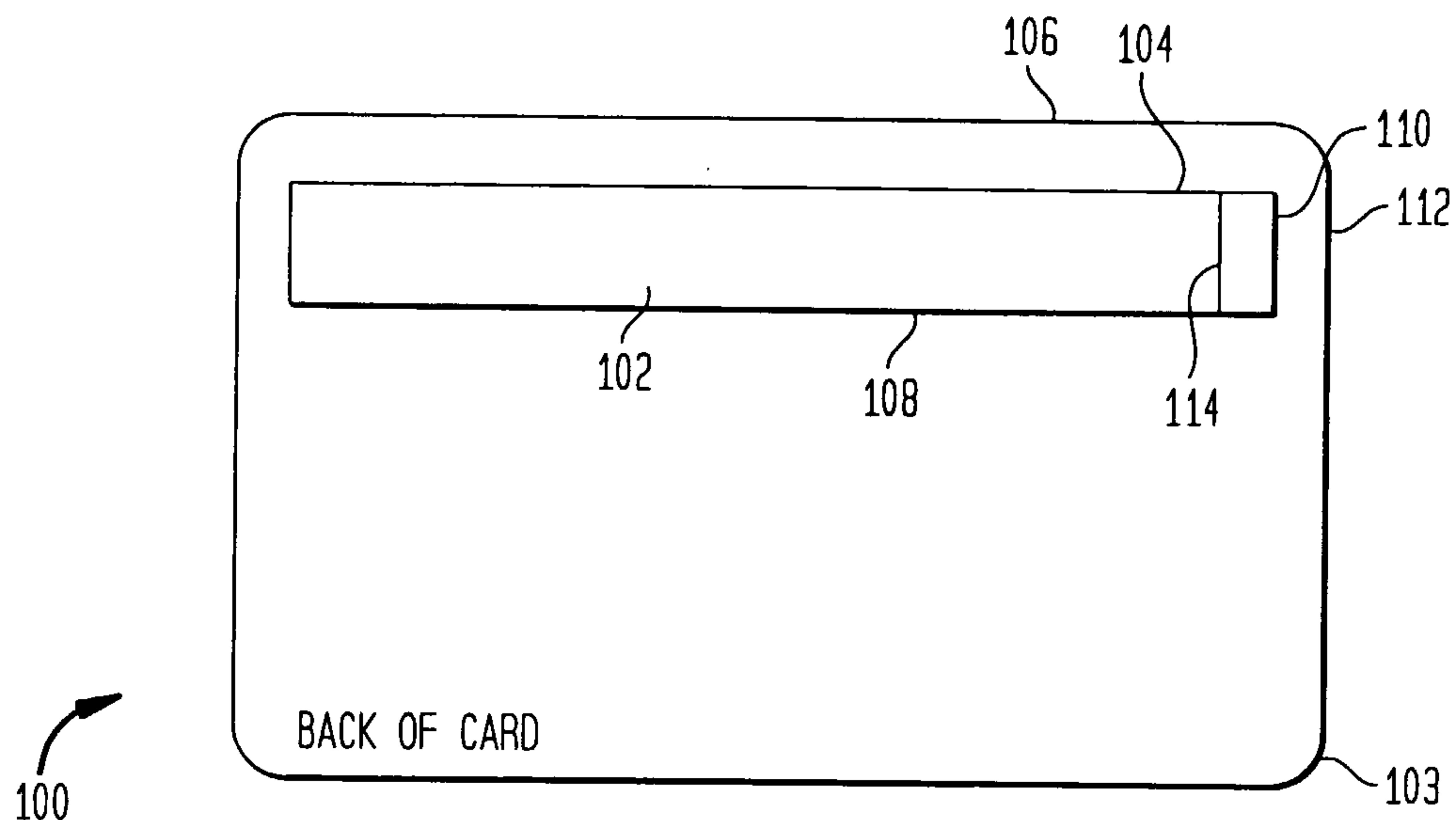


FIG. 1B

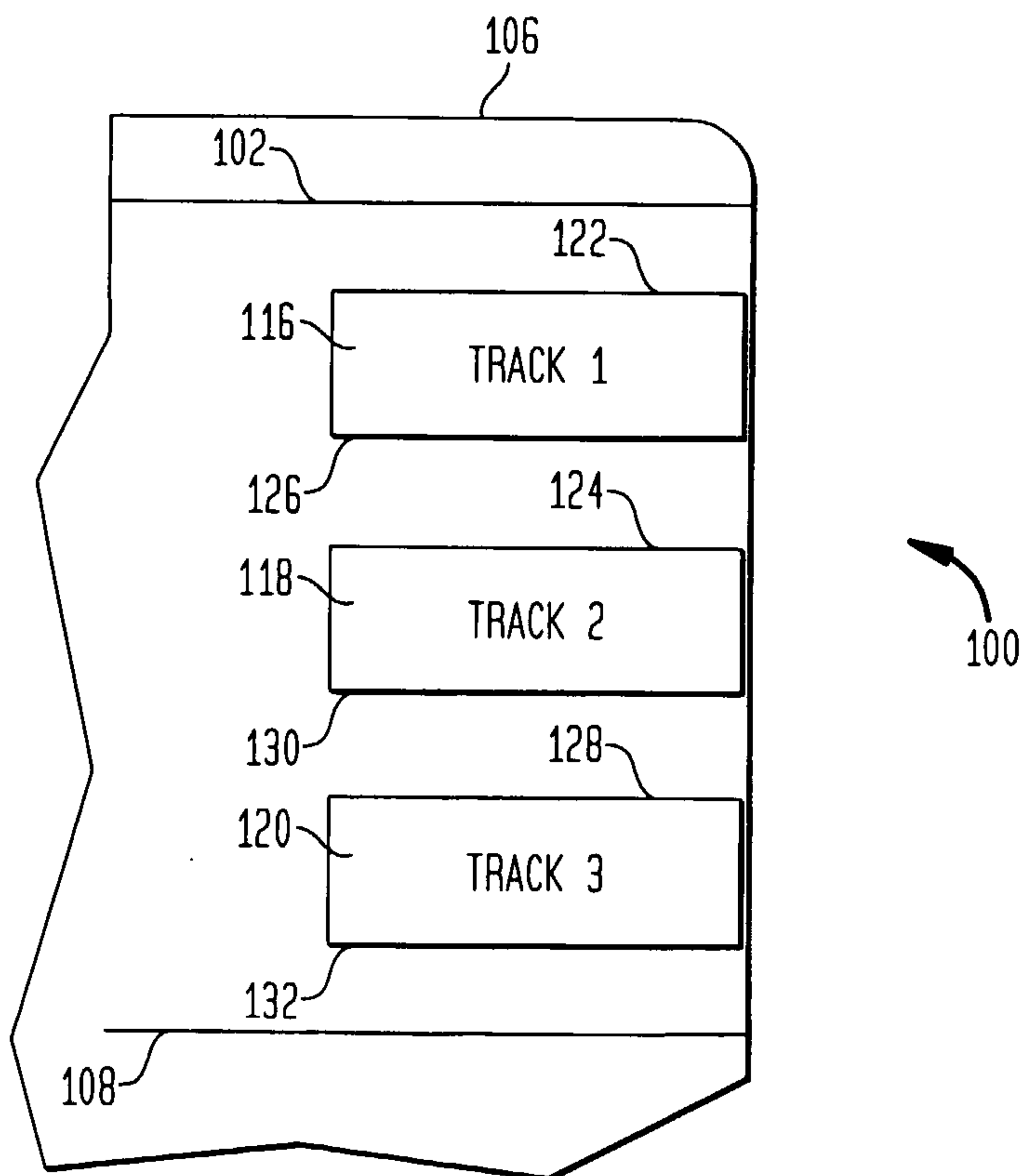


FIG. 2A  
(PRIOR ART)

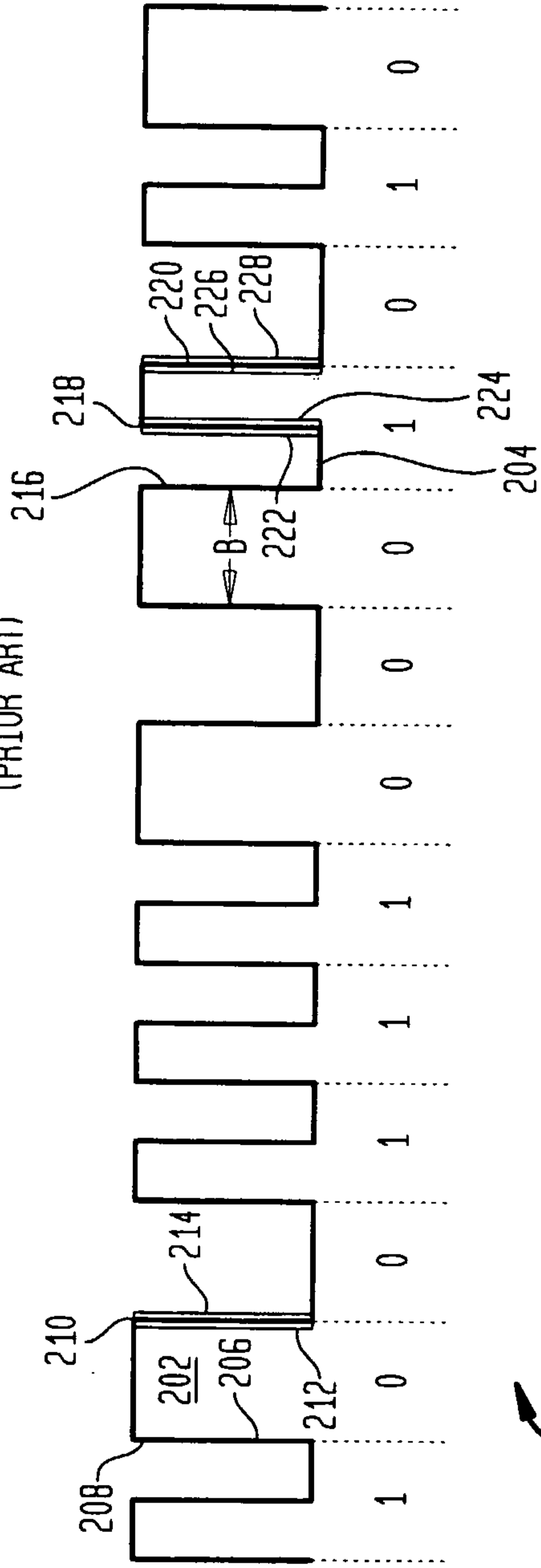


FIG. 2B  
(PRIOR ART)

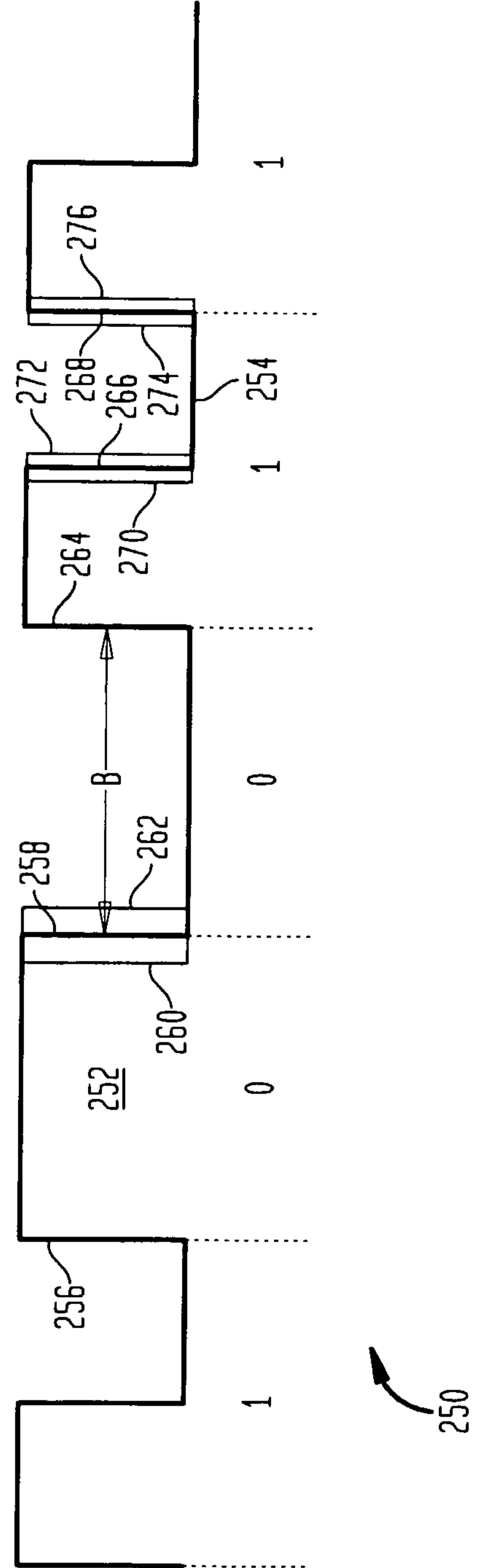




FIG. 3

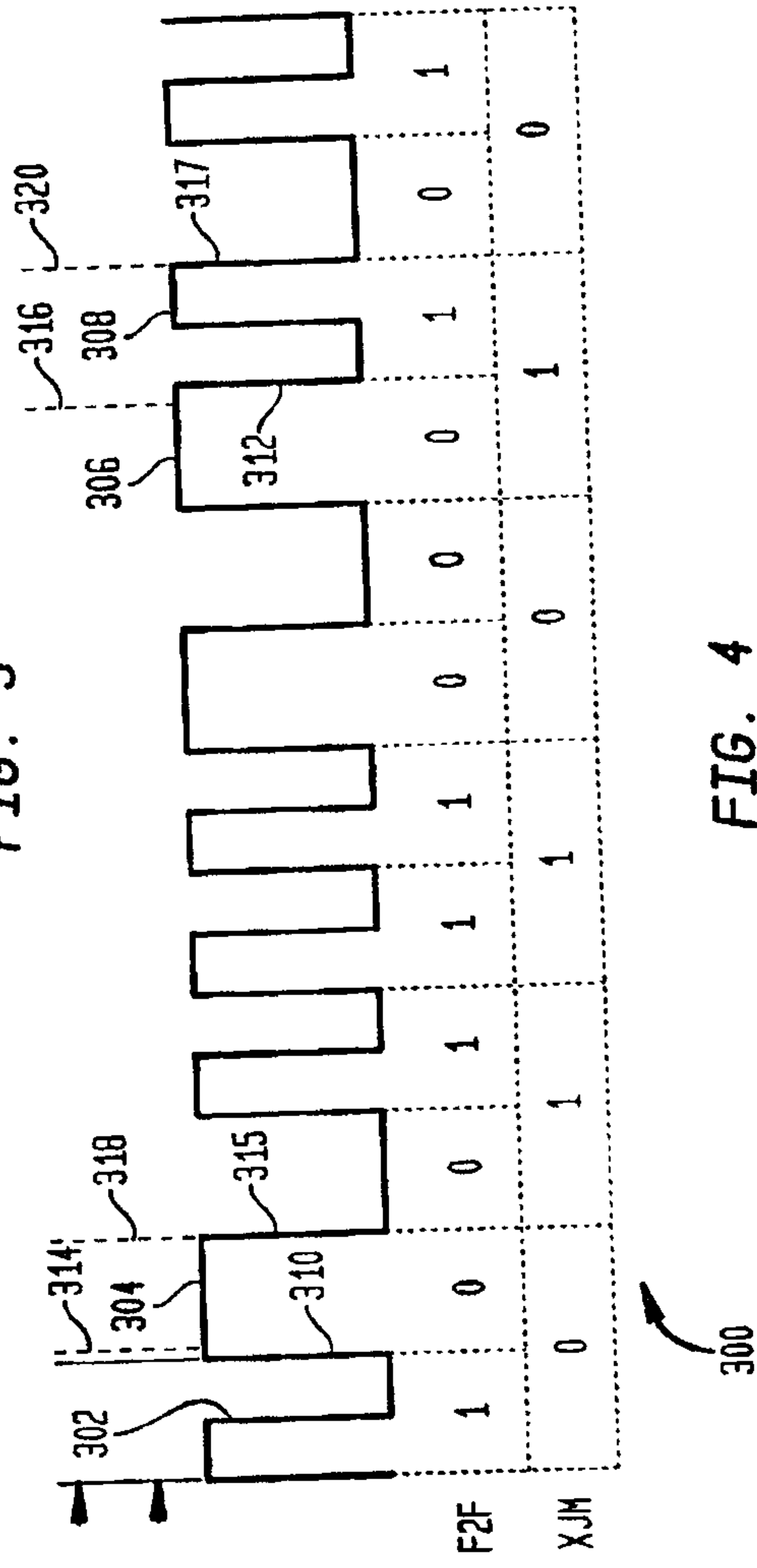


FIG. 4

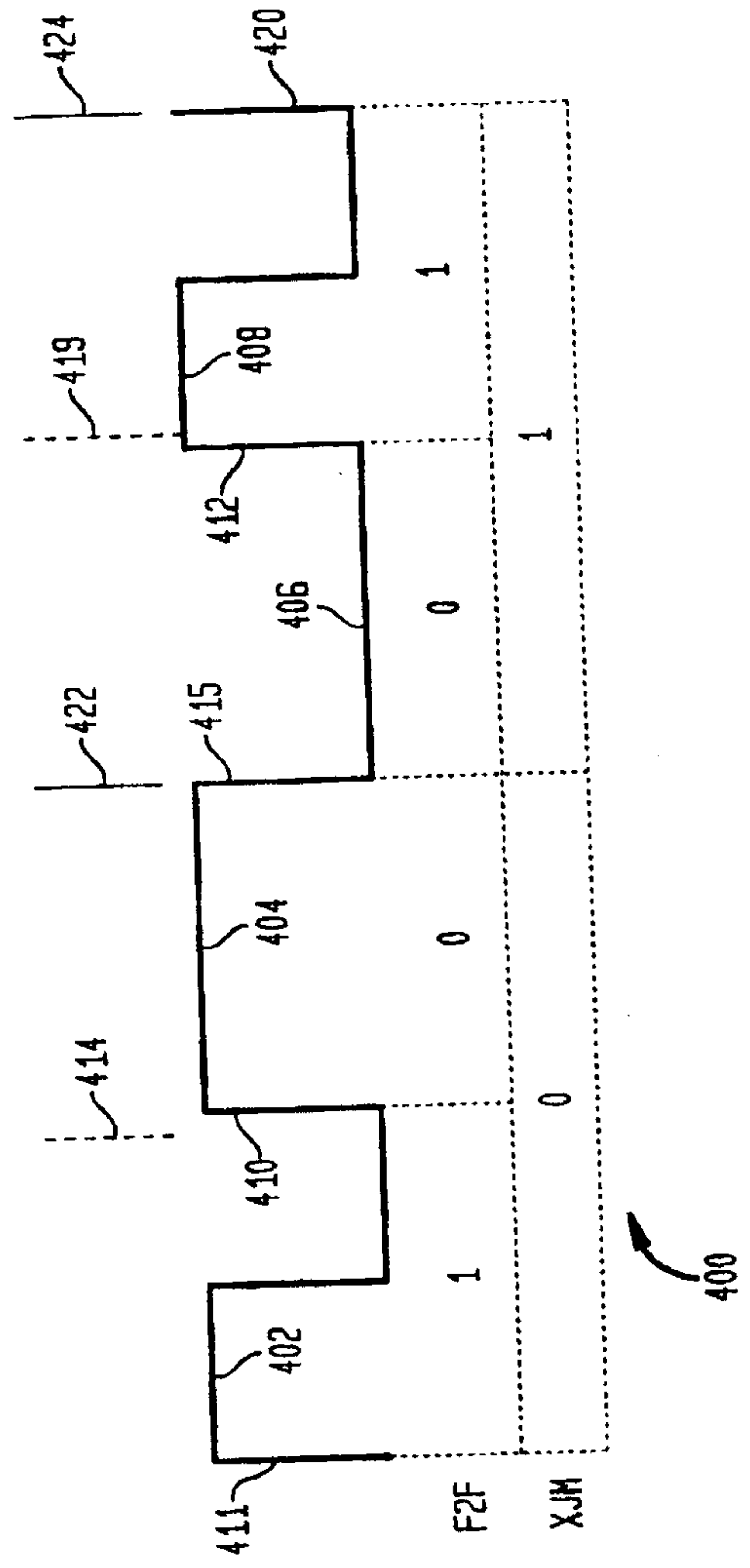


FIG. 5

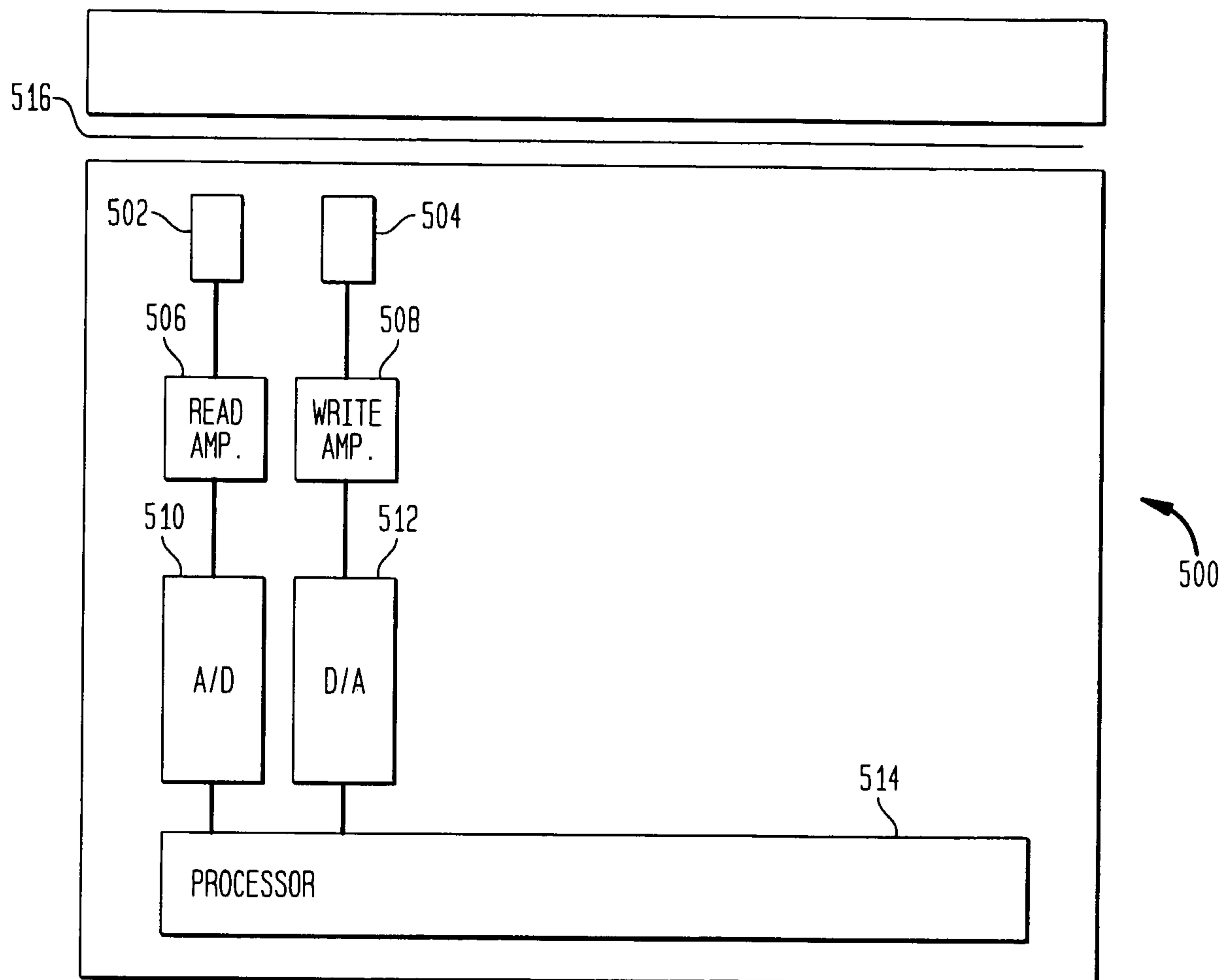


FIG. 6

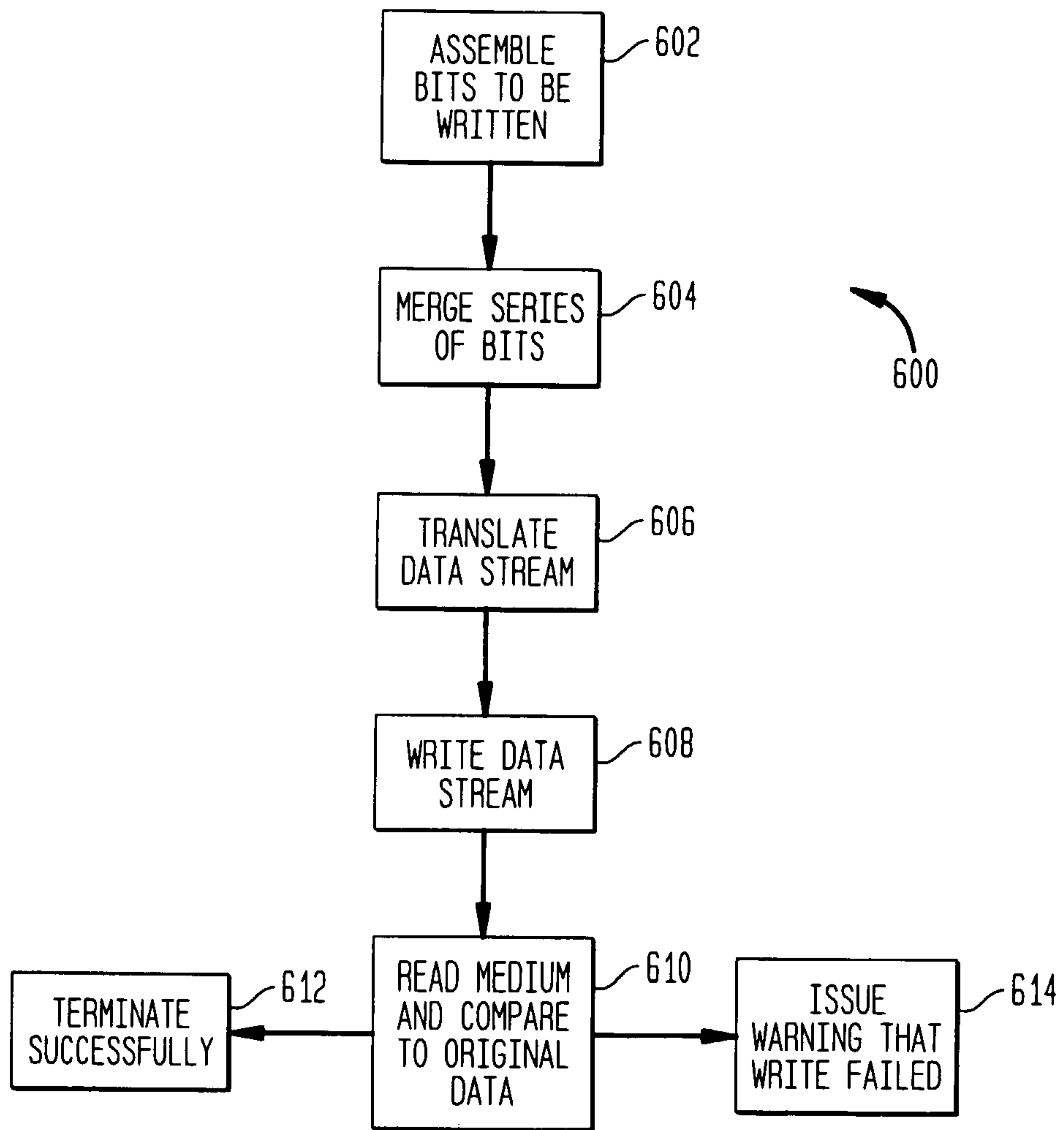
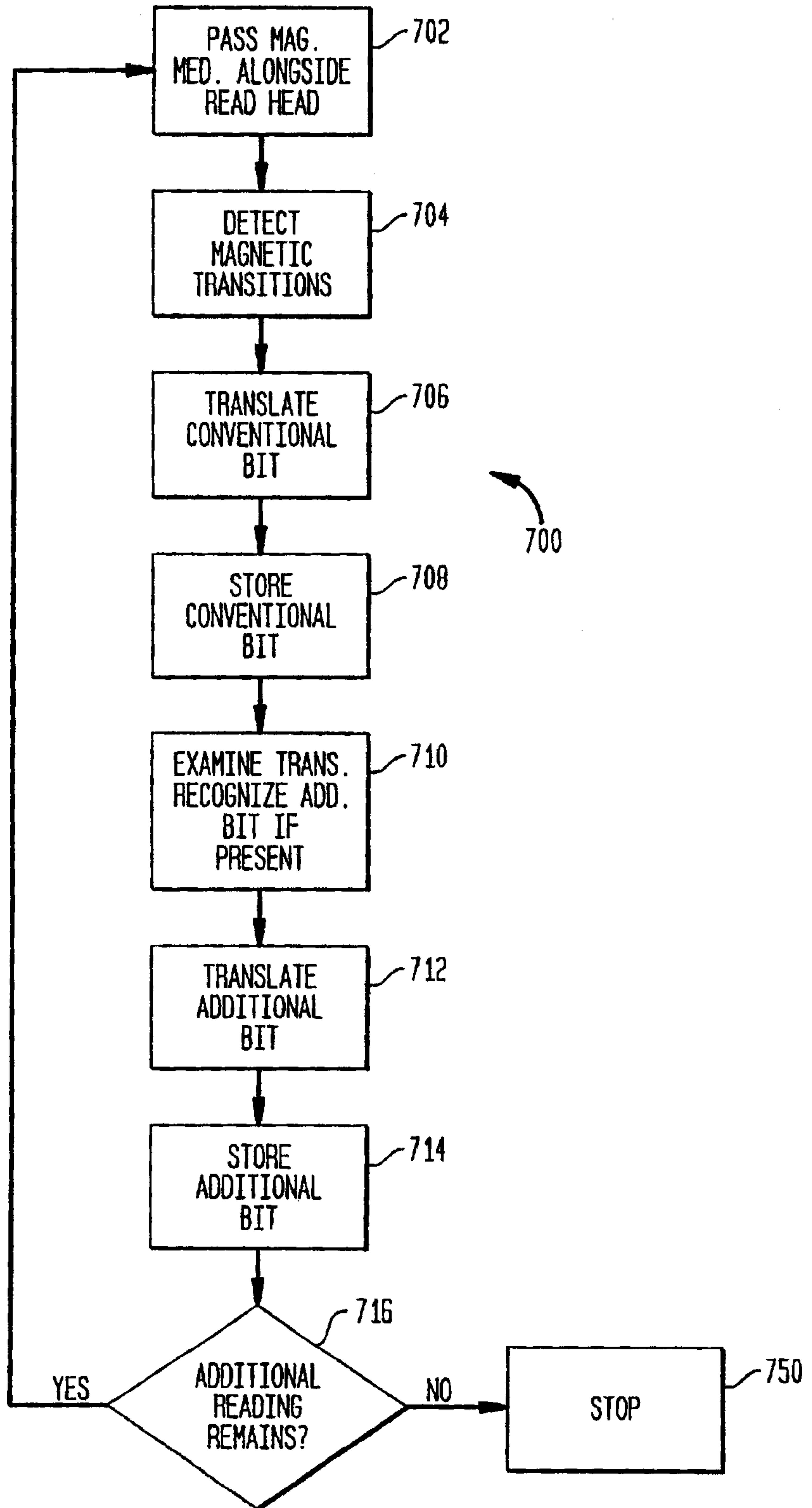
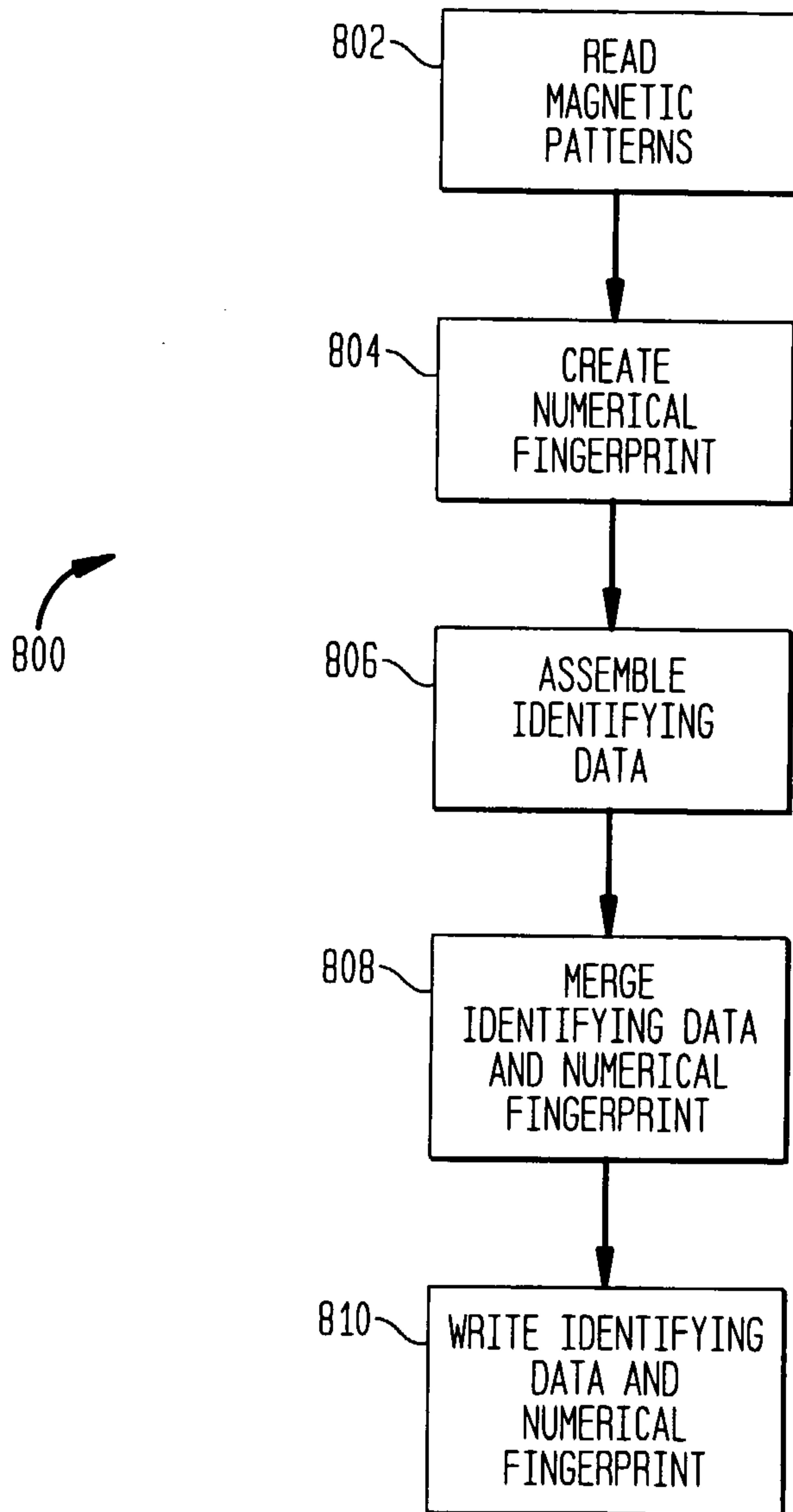


FIG. 7

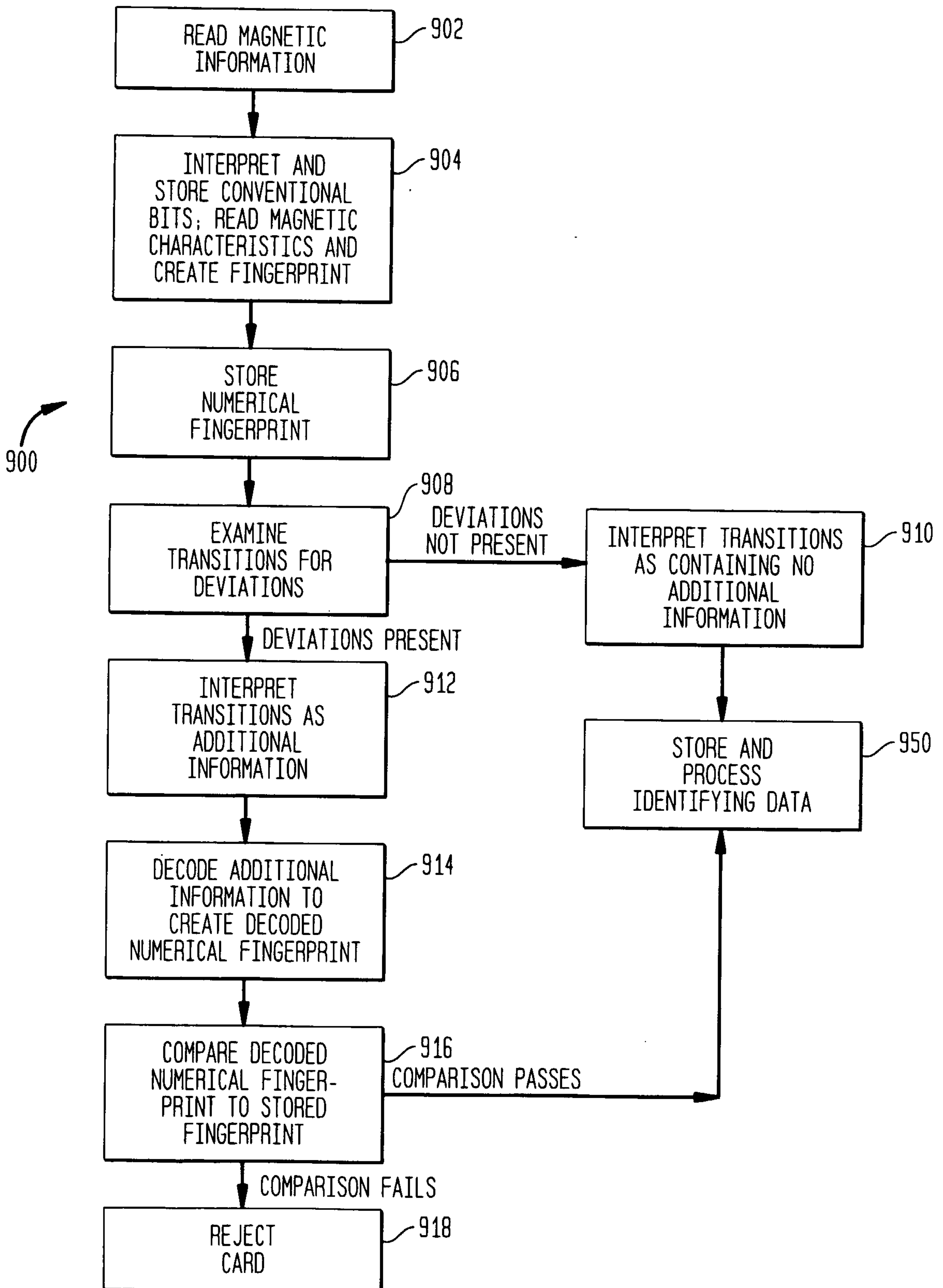


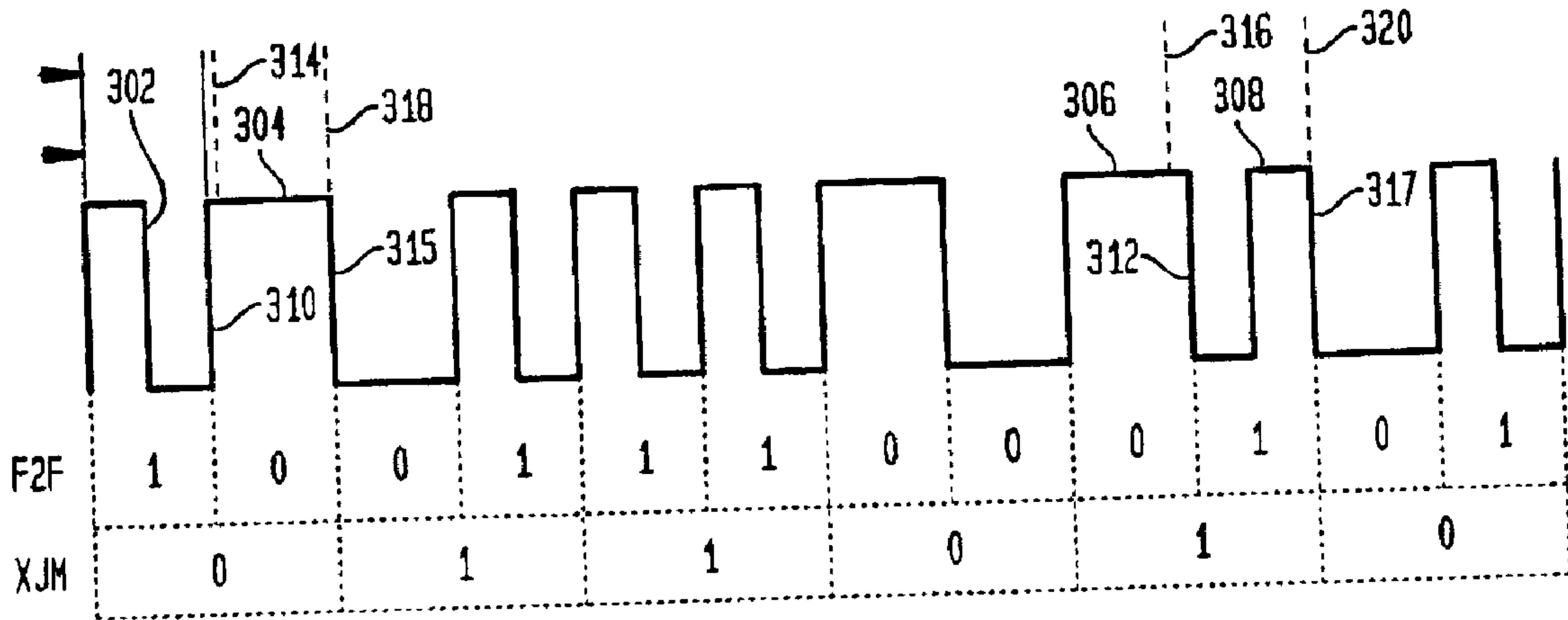
**FIG. 8**



8/8

FIG. 9





300