

A. VOEGE.
Screw-Cap for Bottle, Jar, &c.

No. 204,463.

Patented June 4, 1878.

Fig. 1.

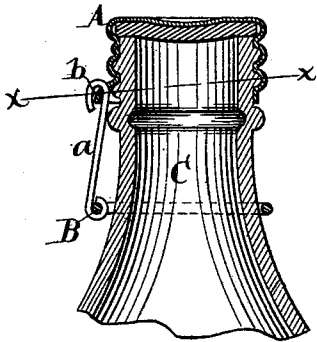


Fig. 3.

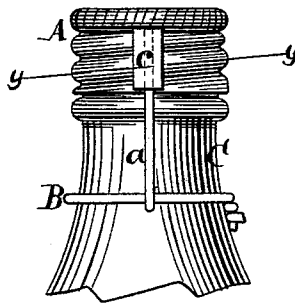


Fig. 2.

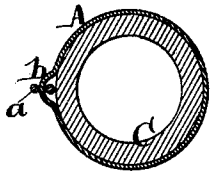


Fig. 4.

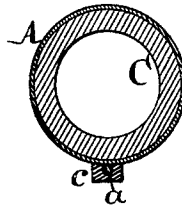



Fig. 5.



Witnesses.
Louis W. Smith
Gus Voege

Inventor.

August Voege

UNITED STATES PATENT OFFICE.

AUGUST VOEGE, OF BROOKLYN, NEW YORK.

IMPROVEMENT IN SCREW-CAPS FOR BOTTLES, JARS, &c.

Specification forming part of Letters Patent No. **204,463**, dated June 4, 1878; application filed May 4, 1878.

To all whom it may concern:

Be it known that I, AUGUST VOEGE, of the city of Brooklyn, in the county of Kings and State of New York, have invented a new and useful Improvement in Screw-Caps for Bottles, Jars, &c.; and that the following, taken in connection with the accompanying drawing, is a full, clear, and accurate description of the same.

In the drawing, Figure 1 represents a vertical central section of my improvement; Fig. 2, a horizontal section in the line *xx*, Fig. 1. Fig. 3 is a side elevation, showing a modification of the attachment of the wire *a*. Fig. 4 is a horizontal section in the line *yy*, Fig. 3. Fig. 5 is a vertical section, showing a modification of the screw-cap.

The object of my invention is to form an improved fastening for bottles, jars, &c., which shall be without the defects attending the use of the fastenings at present in public use, and which is so attached to the bottle or jar that it is always ready for use.

My improvement consists of a screw-cap, A, of tin or other suitable material, formed with a screw-thread on its inner surface, so as to fit into a corresponding screw-thread cut on the bottle or jar to which the screw-cap A is to be attached.

Around the neck of the bottle or jar is placed a neck-wire or neck-band, B, made of rubber, wire, or of any suitable material of the requisite strength. This neck-band B is connected with the screw-cap A by means of one or more pieces of wire or other suitable material, *a*. This wire *a* is either soldered to the side of the screw-cap A, as shown in Fig. 1, or secured to the said screw-cap A by passing through a hole cut in the side of the said screw-cap A, which, at or below the point where the hole is made to pass the wire *a* through, forms a projection, *b*, as shown in Fig. 2, so that the wire *a* will not interfere with the screwing and unscrewing of the cap.

If the wire *a* is soldered to the side of the screw-cap A, the said wire *a* forms a catch or thumb-piece for starting the cap.

The upper portion of the screw-cap A is made concave on its outer surface and convex on its inner surface, which is provided with a suitable water-tight packing; or the two surfaces may be made concavo-convex, as shown in Fig. 5. The formation of the upper portion of the screw-cap A, having its inner surface convex or concavo-convex, in connection with any suitable water-tight packing, renders the said screw-cap A air-tight.

My improvement is especially adapted for attachment to bottles containing ale, beer, mineral water, and other effervescing liquids, as the screw-cap A is air-tight, can be unscrewed in an instant, and is at all times ready for use.

My improvement also does away with the defects attending the use of the rubber attachments now in use on bottles, as the rubber is apt to injure and sour the liquid contained in the bottle, while my improvement keeps the contents sweet.

Having thus described my improvement, what I claim, and desire to secure by Letters Patent, is—

1. The screw-cap A, with the inner surface of its upper portion convex or concavo-convex, in combination with the neck-band B, substantially as described.
2. The screw-cap A, with the inner surface of its upper portion convex or concavo-convex, in combination with the neck-band B and wire *a*, substantially as described.

In testimony whereof I have hereunto set my hand this 2d day of May, 1878.

AUGUST VOEGE.

In presence of—
LOUIS W. FROST,
CHARLES G. COE.