

(19) **DANMARK**



Patent- og
Varemærkestyrelsen

(12)

Oversættelse af europæisk patentskrift

(10) **DK/EP 2578571 T3**

-
- (51) Int.Cl.: *C 07 D 217/22 (2006.01)* *A 61 K 31/472 (2006.01)* *A 61 K 31/4725 (2006.01)*
A 61 P 11/00 (2006.01) *C 07 D 401/04 (2006.01)* *C 07 D 405/12 (2006.01)*
C 07 D 405/14 (2006.01)
- (45) Oversættelsen bekendtgjort den: **2015-10-05**
- (80) Dato for Den Europæiske Patentmyndigheds
bekendtgørelse om meddelelse af patentet: **2015-09-16**
- (86) Europæisk ansøgning nr.: **12181370.3**
- (86) Europæisk indleveringsdag: **2008-11-14**
- (87) Den europæiske ansøgnings publiceringsdag: **2013-04-10**
- (30) Prioritet: **2007-11-16 US 988559 P**
- (62) Stamansøgningsnr: **08849242.6**
- (84) Designerede stater: **AT BE BG CH CY CZ DE DK EE ES FI FR GB GR HR HU IE IS IT LI LT LU LV MC
MT NL NO PL PT RO SE SI SK TR**
- (73) Patenthaver: **Vertex Pharmaceuticals Incorporated, 50 Northern Avenue, Boston, MA 02210, USA**
- (72) Opfinder: **Hadida Ruah, Sara, 2356 Torrey Pines Road 16, La Jolla, CA 92037, USA**
Miller, Mark, 5075 La Jolla Blvd, 9, San Diego, CA 92109, USA
ZHOU, Jinglan, 4466 Shorepointe Way, San Diego, CA 92130, USA
BEAR, Brian, 5108 Spencer Ct., Oceanside, CA 92057, USA
GROOTENHUIS, Peter, D., J., 4801 Riding Ridge Road, San Diego, CA 92130, USA
- (74) Fuldmægtig i Danmark: **PLOUGMANN & VINGTOFT A/S, Rued Langgaards Vej 8, 2300 København S, Danmark**
- (54) Benævnelse: **Isoquinolin-modulatorer af ATP-bindingskassettetransportere**
- (56) Fremdragne publikationer:
WO-A-2005/075435
WO-A-2007/056341

DESCRIPTION

TECHNICAL FIELD OF THE INVENTION

[0001] The present invention relates to modulators of ATP-Binding Cassette ("ABC") transporters or fragments thereof, including Cystic Fibrosis Transmembrane Conductance Regulator ("CFTR") and compositions thereof. Also disclosed herein are methods of treating ABC transporter mediated diseases using such modulators.

BACKGROUND OF THE INVENTION

[0002] ABC transporters are a family of membrane transporter proteins that regulate the transport of a wide variety of pharmacological agents, potentially toxic drugs, and xenobiotics, as well as anions. ABC transporters are homologous membrane proteins that bind and use cellular adenosine triphosphate (ATP) for their specific activities. Some of these transporters were discovered as multi-drug resistance proteins (like the MDR1-P glycoprotein, or the multi-drug resistance protein, MRP1), defending malignant cancer cells against chemotherapeutic agents. To date, 48 ABC Transporters have been identified and grouped into 7 families based on their sequence identity and function.

[0003] ABC transporters regulate a variety of important physiological roles within the body and provide defense against harmful environmental compounds. Because of this, they represent important potential drug targets for the treatment of diseases associated with defects in the transporter, prevention of drug transport out of the target cell, and intervention in other diseases in which modulation of ABC transporter activity may be beneficial.

[0004] One member of the ABC transporter family commonly associated with disease is the cAMP/ATP-mediated anion channel, CFTR. CFTR is expressed in a variety of cells types, including absorptive and secretory epithelia cells, where it regulates anion flux across the membrane, as well as the activity of other ion channels and proteins. In epithelia cells, normal functioning of CFTR is critical for the maintenance of electrolyte transport throughout the body, including respiratory and digestive tissue. CFTR is composed of approximately 1480 amino acids that encode a protein made up of a tandem repeat of transmembrane domains, each containing six transmembrane helices and a nucleotide binding domain. The two transmembrane domains are linked by a large, polar, regulatory (R)-domain with multiple phosphorylation sites that regulate channel activity and cellular trafficking.

[0005] The gene encoding CFTR has been identified and sequenced (See Gregory, R. J. et al. (1990) Nature 347:382-386; Rich, D. P. et al. (1990) Nature 347:358-362), (Riordan, J. R. et al. (1989) Science 245:1066-1073). A defect in this gene causes mutations in CFTR resulting in Cystic Fibrosis ("CF"), the most common fatal genetic disease in humans. Cystic Fibrosis affects approximately one in every 2,500 infants in the United States. Within the general United States population, up to 10 million people carry a single copy of the defective gene without apparent ill effects. In contrast, individuals with two copies of the CF associated gene suffer from the debilitating and fatal effects of CF, including chronic lung disease.

[0006] In patients with cystic fibrosis, mutations in CFTR endogenously expressed in respiratory epithelia leads to reduced apical anion secretion causing an imbalance in ion and fluid transport. The resulting decrease in anion transport contributes to enhanced mucus accumulation in the lung and the accompanying microbial infections that ultimately cause death in CF patients. In addition to respiratory disease, CF patients typically suffer from gastrointestinal problems and pancreatic insufficiency that, if left untreated, results in death. In addition, the majority of males with cystic fibrosis are infertile and fertility is decreased among females with cystic fibrosis. In contrast to the severe effects of two copies of the CF associated gene, individuals with a single copy of the CF associated gene exhibit increased resistance to cholera and to dehydration resulting from diarrhea - perhaps explaining the relatively high frequency of the CF gene within the population.

[0007] Sequence analysis of the CFTR gene of CF chromosomes has revealed a variety of disease causing mutations (Cutting, G. R. et al. (1990) Nature 346:366-369; Dean, M. et al. (1990) Cell 61:863-870; and Kerem, B-S. et al. (1989) Science 245:1073-1080; Kerem, B-S et al. (1990) Proc. Natl. Acad. Sci. USA 87:8447-8451). To date, > 1000 disease causing mutations in the CF gene have been identified (<http://www.genet.sickkids.on.ca/cftr/>). The most prevalent mutation is a deletion of phenylalanine at position 508 of the CFTR amino acid sequence, and is commonly referred to as $\Delta F508$ -CFTR. This mutation occurs in approximately 70% of the cases of cystic fibrosis and is associated with a severe disease.

[0008] The deletion of residue 508 in $\Delta F508$ -CFTR prevents the nascent protein from folding correctly. This results in the inability of the mutant protein to exit the ER, and traffic to the plasma membrane. As a result, the number of channels present in

the membrane is far less than observed in cells expressing wild-type CFTR. In addition to impaired trafficking, the mutation results in defective channel gating. Together, the reduced number of channels in the membrane and the defective gating lead to reduced anion transport across epithelia leading to defective ion and fluid transport. (Quinton, P. M. (1990), *FASEB J.* 4: 2709-2727). Studies have shown, however, that the reduced numbers of $\Delta F508$ -CFTR in the membrane are functional, albeit less than wild-type CFTR. (Dalemans et al. (1991), *Nature Lond.* 354: 526-528; Denning et al., *supra*; Pasyk and Foskett (1995), *J. Cell. Biochem.* 270: 12347-50). In addition to $\Delta F508$ -CFTR, other disease causing mutations in CFTR that result in defective trafficking, synthesis, and/or channel gating could be up- or down-regulated to alter anion secretion and modify disease progression and/or severity.

[0009] Although CFTR transports a variety of molecules in addition to anions, it is clear that this role (the transport of anions) represents one element in an important mechanism of transporting ions and water across the epithelium. The other elements include the epithelial Na^+ channel, ENaC, $\text{Na}^+/\text{2Cl}^-/\text{K}^+$ co-transporter, Na^+/K^+ -ATPase pump and the basolateral membrane K^+ channels, that are responsible for the uptake of chloride into the cell.

[0010] These elements work together to achieve directional transport across the epithelium via their selective expression and localization within the cell. Chloride absorption takes place by the coordinated activity of ENaC and CFTR present on the apical membrane and the Na^+/K^+ -ATPase pump and Cl^- channels expressed on the basolateral surface of the cell. Secondary active transport of chloride from the luminal side leads to the accumulation of intracellular chloride, which can then passively leave the cell via Cl^- channels, resulting in a vectorial transport. Arrangement of $\text{Na}^+/\text{2Cl}^-/\text{K}^+$ co-transporter, Na^+/K^+ -ATPase pump and the basolateral membrane K^+ channels on the basolateral surface and CFTR on the luminal side coordinate the secretion of chloride via CFTR on the luminal side. Because water is probably never actively transported itself, its flow across epithelia depends on tiny transepithelial osmotic gradients generated by the bulk flow of sodium and chloride.

[0011] In addition to Cystic Fibrosis, modulation of CFTR activity may be beneficial for other diseases not directly caused by mutations in CFTR, such as secretory diseases and other protein folding diseases mediated by CFTR. These include, but are not limited to, chronic obstructive pulmonary disease (COPD), dry eye disease, and Sjögren's Syndrome.

[0012] COPD is characterized by airflow limitation that is progressive and not fully reversible. The airflow limitation is due to mucus hypersecretion, emphysema, and bronchiolitis. Activators of mutant or wild-type CFTR offer a potential treatment of mucus hypersecretion and impaired mucociliary clearance that is common in COPD. Specifically, increasing anion secretion across CFTR may facilitate fluid transport into the airway surface liquid to hydrate the mucus and optimized periciliary fluid viscosity. This would lead to enhanced mucociliary clearance and a reduction in the symptoms associated with COPD. Dry eye disease is characterized by a decrease in tear aqueous production and abnormal tear film lipid, protein and mucin profiles. There are many causes of dry eye, some of which include age, Lasik eye surgery, arthritis, medications, chemical/thermal burns, allergies, and diseases, such as Cystic Fibrosis and Sjögren's syndrome. Increasing anion secretion via CFTR would enhance fluid transport from the corneal endothelial cells and secretory glands surrounding the eye to increase corneal hydration. This would help to alleviate the symptoms associated with dry eye disease. Sjögren's syndrome is an autoimmune disease in which the immune system attacks moisture-producing glands throughout the body, including the eye, mouth, skin, respiratory tissue, liver, vagina, and gut. Symptoms, include, dry eye, mouth, and vagina, as well as lung disease. The disease is also associated with rheumatoid arthritis, systemic lupus, systemic sclerosis, and polymyositis/dermatomyositis. Defective protein trafficking is believed to cause the disease, for which treatment options are limited. Modulators of CFTR activity may hydrate the various organs afflicted by the disease and help to elevate the associated symptoms.

[0013] As discussed above, it is believed that the deletion of residue 508 in $\Delta F508$ -CFTR prevents the nascent protein from folding correctly, resulting in the inability of this mutant protein to exit the ER, and traffic to the plasma membrane. As a result, insufficient amounts of the mature protein are present at the plasma membrane and chloride transport within epithelial tissues is significantly reduced. In fact, this cellular phenomenon of defective ER processing of ABC transporters by the ER machinery has been shown to be the underlying basis not only for CF disease, but for a wide range of other isolated and inherited diseases. The two ways that the ER machinery can malfunction is either by loss of coupling to ER export of the proteins leading to degradation, or by the ER accumulation of these defective/misfolded proteins [Aridor M, et al., *Nature Med.*, 5(7), pp 745- 751 (1999); Shastry, B.S., et al., *Neurochem. International*, 43, pp 1-7 (2003); Rutishauser, J., et al., *Swiss Med Wkly*, 132, pp 211-222 (2002); Morello, JP et al., *TIPS*, 21, pp. 466- 469 (2000); Bross P., et al., *Human Mut.*, 14, pp. 186-198 (1999)]. The diseases associated with the first class of ER malfunction are Cystic fibrosis (due to misfolded $\Delta F508$ -CFTR as discussed above), Hereditary emphysema (due to α_1 -antitrypsin; non Piz variants), Hereditary hemochromatosis, Coagulation-Fibrinolysis deficiencies, such as Protein C deficiency, Type 1 hereditary angioedema, Lipid processing deficiencies, such as Familial hypercholesterolemia, Type 1 chylomicronemia, Abetalipoproteinemia, Lysosomal storage diseases, such as 1-cell disease/Pseudo-Hurler, Mucopolysaccharidoses (due to Lysosomal processing enzymes), Sandhof/Tay-Sachs (due to β -Hexosaminidase), Crigler-Najjar

type II (due to UDP-glucuronyl-sialyl-transferase), Polyendocrinopathy/Hyperinsulemia, Diabetes mellitus (due to Insulin receptor), Laron dwarfism (due to Growth hormone receptor), Myeloperoxidase deficiency, Primary hypoparathyroidism (due to Preproparathyroid hormone), Melanoma (due to Tyrosinase). The diseases associated with the latter class of ER malfunction are Glycanosis CDG type 1, Hereditary emphysema (due to α 1-Antitrypsin (PiZ variant), Congenital hyperthyroidism, Osteogenesis imperfecta (due to Type I, II, IV procollagen), Hereditary hypofibrinogenemia (due to Fibrinogen), ACT deficiency (due to α 1-Antichymotrypsin), Diabetes insipidus (DI), Neurophyseal DI (due to Vasopressin hormone/V2-receptor), Nephrogenic DI (due to Aquaporin II), Charcot-Marie Tooth syndrome (due to Peripheral myelin protein 22), Perlizaeus-Merzbacher disease, neurodegenerative diseases such as Alzheimer's disease (due to β APP and presenilins), Parkinson's disease, Amyotrophic lateral sclerosis, Progressive supranuclear palsy, Pick's disease, several polyglutamine neurological disorders such as Huntington, Spinocerebellar ataxia type I, Spinal and bulbar muscular atrophy, Dentatorubal pallidoluyian, and Myotonic dystrophy, as well as Spongiform encephalopathies, such as Hereditary Creutzfeldt-Jakob disease (due to Prion protein processing defect), Fabry disease (due to lysosomal α -galactosidase A) and Straussler-Scheinker syndrome (due to Prp processing defect).

[0014] In addition to up-regulation of CFTR activity, reducing anion secretion by CFTR modulators may be beneficial for the treatment of secretory diarrheas, in which epithelial water transport is dramatically increased as a result of secretagogue activated chloride transport. The mechanism involves elevation of cAMP and stimulation of CFTR.

[0015] Although there are numerous causes of diarrhea, the major consequences of diarrheal diseases, resulting from excessive chloride transport are common to all, and include dehydration, acidosis, impaired growth and death.

[0016] Acute and chronic diarrheas represent a major medical problem in many areas of the world. Diarrhea is both a significant factor in malnutrition and the leading cause of death (5,000,000 deaths/year) in children less than five years old.

[0017] Secretory diarrheas are also a dangerous condition in patients of acquired immunodeficiency syndrome (AIDS) and chronic inflammatory bowel disease (IBD). 16 million travelers to developing countries from industrialized nations every year develop diarrhea, with the severity and number of cases of diarrhea varying depending on the country and area of travel.

[0018] Diarrhea in barn animals and pets such as cows, pigs, and horses, sheep, goats, cats and dogs, also known as scours, is a major cause of death in these animals. Diarrhea can result from any major transition, such as weaning or physical movement, as well as in response to a variety of bacterial or viral infections and generally occurs within the first few hours of the animal's life.

[0019] The most common diarrhea causing bacteria is enterotoxogenic E-coli (ETEC) having the K99 pilus antigen. Common viral causes of diarrhea include rotavirus and coronavirus. Other infectious agents include cryptosporidium, giardia lamblia, and salmonella, among others.

[0020] Symptoms of rotaviral infection include excretion of watery feces, dehydration and weakness. Coronavirus causes a more severe illness in the newborn animals, and has a higher mortality rate than rotaviral infection. Often, however, a young animal may be infected with more than one virus or with a combination of viral and bacterial microorganisms at one time. This dramatically increases the severity of the disease.

[0021] Accordingly, there is a need for modulators of an ABC transporter activity, and compositions thereof, that can be used to modulate the activity of the ABC transporter in the cell membrane of a mammal.

[0022] There is a need for methods of treating ABC transporter mediated diseases using such modulators of ABC transporter activity.

[0023] There is a need for methods of modulating an ABC transporter activity in an *ex vivo* cell membrane of a mammal.

[0024] There is a need for modulators of CFTR activity that can be used to modulate the activity of CFTR in the cell membrane of a mammal.

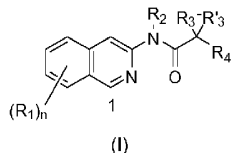
[0025] There is a need for methods of treating CFTR-mediated diseases using such modulators of CFTR activity.

[0026] There is a need for methods of modulating CFTR activity in an *ex vivo* cell membrane of a mammal. WO 2007/056341 A1 discloses compounds and pharmaceutically acceptable compositions which are useful as modulators of ATP-Binding Cassette ("ABC") transporters or fragments thereof, including Cystic Fibrosis Transmembrane Conductance Regulator ("CFTR"). It also

relates to methods of treating ABC transporter mediated diseases using compounds disclosed therein.

SUMMARY OF THE INVENTION

[0027] It has now been found that compounds of this invention, and pharmaceutically acceptable compositions thereof, are useful as modulators of ABC transporter activity. These compounds have the general formula (I):



or a pharmaceutically acceptable salt thereof, wherein R_1 , R_2 , R_3 , R'_3 , R_4 , and n are described herein.

[0028] These compounds and pharmaceutically acceptable compositions are useful for treating or lessening the severity of a variety of diseases, disorders, or conditions, including, but not limited to, cystic fibrosis, hereditary emphysema, hereditary hemochromatosis, coagulation-fibrinolysis deficiencies, such as protein C deficiency, Type 1 hereditary angioedema, lipid processing deficiencies, such as familial hypercholesterolemia, Type 1 chylomicronemia, abetalipoproteinemia, lysosomal storage diseases, such as I-cell disease/pseudo-Hurler, mucopolysaccharidoses, Sandhof/Tay-Sachs, Crigler-Najjar type II, polyendocrinopathy/hyperinsulemia, Diabetes Mellitus, Laron dwarfism, myeloperoxidase deficiency, primary hypoparathyroidism, melanoma, glycanosis CDG type 1, hereditary emphysema, congenital hyperthyroidism, osteogenesis imperfecta, hereditary hypofibrinogenemia, ACT deficiency, Diabetes Insipidus (DI), neurophyseal DI, neprogenic DI, Charcot-Marie Tooth syndrome, Perlizaues-Merzbacher disease, neurodegenerative diseases such as Alzheimer's disease, Parkinson's disease, amyotrophic lateral sclerosis, progressive supranuclear plasy, Pick's disease, several polyglutamine neurological disorders asuch as Huntington, spinocerebular ataxia type I, spinal and bulbar muscular atrophy, dentatorubal pallidoluysian, and myotonic dystrophy, as well as spongiform encephalopathies, such as hereditary Creutzfeldt-Jakob disease, Fabry disease, Straussler-Scheinker syndrome, COPD, dry-eye disease, and Sjogren's disease.

DETAILED DESCRIPTION OF THE INVENTION

DEFINITIONS

[0029] As used herein, the following definitions shall apply unless otherwise indicated.

[0030] The term "ABC-transporter" as used herein means an ABC-transporter protein or a fragment thereof comprising at least one binding domain, wherein said protein or fragment thereof is present *in vivo* or *in vitro*. The term "binding domain" as used herein means a domain on the ABC-transporter that can bind to a modulator. See, e.g., Hwang, T. C. et al., J. Gen. Physiol. (1998): 111(3), 477-90.

[0031] The term "CFTR" as used herein means cystic fibrosis transmembrane conductance regulator or a mutation thereof capable of regulator activity, including, but not limited to, $\Delta F508$ CFTR and G551D CFTR (see, e.g., <http://www.genet.sickkids.on.ca/cftr/>, for CFTR mutations).

[0032] The term "modulating" as used herein means increasing or decreasing, e.g. activity, by a measurable amount. Compounds that modulate ABC Transporter activity, such as CFTR activity, by increasing the activity of the ABC Transporter, e.g., a CFTR anion channel, are called agonists. Compounds that modulate ABC Transporter activity, such as CFTR activity, by decreasing the activity of the ABC Transporter, e.g., CFTR anion channel, are called antagonists. An agonist interacts with an ABC Transporter, such as CFTR anion channel, to increase the ability of the receptor to transduce an intracellular signal in response to endogenous ligand binding. An antagonist interacts with an ABC Transporter, such as CFTR, and competes with the endogenous ligand(s) or substrate(s) for binding site(s) on the receptor to decrease the ability of the receptor to transduce an intracellular signal in response to endogenous ligand binding.

[0033] The phrase "treating or reducing the severity of an ABC Transporter mediated disease" refers both to treatments for diseases that are directly caused by ABC Transporter and/or CFTR activities and alleviation of symptoms of diseases not directly caused by ABC Transporter and/or CFTR anion channel activities. Examples of diseases whose symptoms may be affected by

ABC Transporter and/or CFTR activity include, but are not limited to, Cystic fibrosis, Hereditary emphysema, Hereditary hemochromatosis, Coagulation-Fibrinolysis deficiencies, such as Protein C deficiency, Type 1 hereditary angioedema, Lipid processing deficiencies, such as Familial hypercholesterolemia, Type 1 chylomicronemia, Abetalipoproteinemia, Lysosomal storage diseases, such as I-cell disease/Pseudo-Hurler, Mucopolysaccharidoses, Sandhof/Tay-Sachs, Crigler-Najjar type II, Polyendocrinopathy/Hyperinsulemia, Diabetes mellitus, Laron dwarfism, Myleoperoxidase deficiency, Primary hypoparathyroidism, Melanoma, Glycanosis CDG type 1, Hereditary emphysema, Congenital hyperthyroidism, Osteogenesis imperfecta, Hereditary hypofibrinogenemia, ACT deficiency, Diabetes insipidus (DI), Neurophyseal DI, Neprogenic DI, Charcot-Marie Tooth syndrome, Perlizaeus-Merzbacher disease, neurodegenerative diseases such as Alzheimer's disease, Parkinson's disease, Amyotrophic lateral sclerosis, Progressive supranuclear plasy, Pick's disease, several polyglutamine neurological disorders asuch as Huntington, Spinocerebular ataxia type I, Spinal and bulbar muscular atrophy, Dentatorubal pallidoluysian, and Myotonic dystrophy, as well as Spongiform encephalopathies, such as Hereditary Creutzfeldt-Jakob disease, Fabry disease, Straussler-Scheinker syndrome, COPD, dry-eye disease, and Sjogren's disease.

[0034] For purposes of this invention, the chemical elements are identified in accordance with the Periodic Table of the Elements, CAS version, Handbook of Chemistry and Physics, 75th Ed. Additionally, general principles of organic chemistry are described in "Organic Chemistry", Thomas Sorrell, University Science Books, Sausalito: 1999, and "March's Advanced Organic Chemistry", 5th Ed., Ed.: Smith, M.B. and March, J., John Wiley & Sons, New York: 2001

[0035] For purposes of this invention, the chemical elements are identified in accordance with the Periodic Table of the Elements, CAS version, Handbook of Chemistry and Physics, 75th Ed. Additionally, general principles of organic chemistry are described in "Organic Chemistry", Thomas Sorrell, University Science Books, Sausalito: 1999, and "March's Advanced Organic Chemistry", 5th Ed., Ed.: Smith, M.B. and March, J., John Wiley & Sons, New York: 2001.

[0036] As used herein the term "aliphatic" encompasses the terms alkyl, alkenyl, alkynyl, each of which being optionally substituted as set forth below.

[0037] As used herein, an "alkyl" group refers to a saturated aliphatic hydrocarbon group containing 1-8 (e.g., 1-6 or 1-4) carbon atoms. An alkyl group can be straight or branched. Examples of alkyl groups include, but are not limited to, methyl, ethyl, propyl, isopropyl, butyl, isobutyl, sec-butyl, tert-butyl, n-pentyl, n-heptyl, or 2-ethylhexyl. An alkyl group can be substituted (i.e., optionally substituted) with one or more substituents such as halo, cycloaliphatic [e.g., cycloalkyl or cycloalkenyl], heterocycloaliphatic [e.g., heterocycloalkyl or heterocycloalkenyl], aryl, heteroaryl, alkoxy, aroyl, heteroaroyl, acyl [e.g., (aliphatic)carbonyl, (cycloaliphatic)carbonyl, or (heterocycloaliphatic)carbonyl], nitro, cyano, amido [e.g., (cycloalkylalkyl)carbonylamino, arylcarbonylamino, aralkylcarbonylamino, (heterocycloalkyl)carbonylamino, (heterocycloalkylalkyl)carbonylamino, heteroarylcarbonylamino, heteroaralkylcarbonylamino], amino [e.g., aliphaticamino, cycloaliphaticamino, or heterocycloaliphaticamino], sulfonyl [e.g., aliphaticsulfonyl], sulfinyl, sulfanyl, sulfoxy, urea, thiourea, sulfamoyl, sulfamide, oxo, carboxy, carbamoyl, cycloaliphaticoxy, heterocycloaliphaticoxy, aryloxy, heteroaryloxy, aralkyloxy, heteroarylalkoxy, alkoxy, carbonyl, alkylcarbonyloxy, or hydroxy. Without limitation, some examples of substituted alkyls include carboxyalkyl (such as HOOC-alkyl, alkoxy, carbonylalkyl, and alkylcarbonyloxyalkyl), cyanoalkyl, hydroxyalkyl, alkoxyalkyl, acylalkyl, hydroxyalkyl, aralkyl, (alkoxyaryl)alkyl, (sulfonylamino)alkyl (such as (alkylsulfonylamino)alkyl), aminoalkyl, amidoalkyl, (cycloaliphatic)alkyl, cyanoalkyl, or haloalkyl.

[0038] As used herein, an "alkenyl" group refers to an aliphatic carbon group that contains 2-8 (e.g., 2-6 or 2-4) carbon atoms and at least one double bond. Like an alkyl group, an alkenyl group can be straight or branched. Examples of an alkenyl group include, but are not limited to, allyl, isoprenyl, 2-butenyl, and 2-hexenyl. An alkenyl group can be optionally substituted with one or more substituents such as halo, cycloaliphatic, heterocycloaliphatic, aryl, heteroaryl, alkoxy, aroyl, heteroaroyl, acyl [e.g., (cycloaliphatic)carbonyl, or (heterocycloaliphatic)carbonyl], nitro, cyano, acyl [e.g., aliphaticcarbonyl, cycloaliphaticcarbonyl, arylcarbonyl, heterocycloaliphaticcarbonyl or heteroarylcarbonyl], amido [e.g., (cycloalkylalkyl)carbonylamino, arylcarbonylamino, aralkylcarbonylamino, (heterocycloalkyl)carbonylamino, (heterocycloalkylalkyl)carbonylamino, heteroarylcarbonylamino, heteroaralkylcarbonylamino, alkylaminocarbonyl, cycloalkylaminocarbonyl, heterocycloalkylaminocarbonyl, arylaminocarbonyl, or heteroarylaminocarbonyl], amino [e.g., aliphaticamino, or aliphaticsulfonylamino], sulfonyl [e.g., alkylsulfonyl, cycloaliphaticsulfonyl, or arylsulfonyl], sulfinyl, sulfanyl, sulfoxy, urea, thiourea, sulfamoyl, sulfamide, oxo, carboxy, carbamoyl, cycloaliphaticoxy, heterocycloaliphaticoxy, aryloxy, heteroaryloxy, aralkyloxy, heteroarylalkoxy, alkoxy, carbonyl, alkylcarbonyloxy, or hydroxy.

[0039] As used herein, an "alkynyl" group refers to an aliphatic carbon group that contains 2-8 (e.g., 2-6 or 2-4) carbon atoms and has at least one triple bond. An alkynyl group can be straight or branched. Examples of an alkynyl group include, but are not limited to, propargyl and butynyl. An alkynyl group can be optionally substituted with one or more substituents such as aroyl, heteroaroyl, alkoxy, cycloalkyloxy, heterocycloalkyloxy, aryloxy, heteroaryloxy, aralkyloxy, nitro, carboxy, cyano, halo, hydroxy,

sulfo, mercapto, sulfanyl [e.g., aliphaticsulfanyl or cycloaliphaticsulfanyl], sulfinyl [e.g., aliphaticsulfinyl or cycloaliphaticsulfinyl], sulfonyl [e.g., aliphaticsulfonyl, aliphaticaminosulfonyl, or cycloaliphaticsulfonyl], amido [e.g., aminocarbonyl, alkylaminocarbonyl, alkylcarbonylamino, cycloalkylaminocarbonyl, heterocycloalkylaminocarbonyl, cycloalkylcarbonylamino, arylaminocarbonyl, arylcarbonylamino, aralkylcarbonylamino, (heterocycloalkyl)carbonylamino, (cycloalkylalkyl)carbonylamino, heteroaralkylcarbonylamino, heteroarylcarbonylamino or heteroarylaminocarbonyl], urea, thiourea, sulfamoyl, sulfamide, alkoxycarbonyl, alkylcarbonyloxy, cycloaliphatic, heterocycloaliphatic, aryl, heteroaryl, acyl [e.g., (cycloaliphatic)carbonyl or (heterocycloaliphatic)carbonyl], amino [e.g., aliphaticamino], sulfoxy, oxo, carboxy, carbamoyl, (cycloaliphatic)oxy, (heterocycloaliphatic)oxy, or (heteroaryl)alkoxy.

[0040] As used herein, an "amido" encompasses both "aminocarbonyl" and "carbonylamino". These terms when used alone or in connection with another group refers to an amido group such as $N(R^X R^Y)-C(O)-$ or $R^Y C(O)-N(R^X)-$ when used terminally and $-C(O)-N(R^X)-$ or $-N(R^X)-C(O)-$ when used internally, wherein R^X and R^Y are defined below. Examples of amido groups include alkylamido (such as alkylcarbonylamino or alkylcarbonylamino), (heterocycloaliphatic)amido, (heteroaralkyl)amido, (heteroaryl)amido, (heterocycloalkyl)alkylamido, arylamido, aralkylamido, (cycloalkyl)alkylamido, or cycloalkylamido.

[0041] As used herein, an "amino" group refers to $-NR^X R^Y$ wherein each of R^X and R^Y is independently hydrogen, alkyl, cycloaliphatic, (cycloaliphatic)aliphatic, aryl, araliphatic, heterocycloaliphatic, (heterocycloaliphatic)aliphatic, heteroaryl, carboxy, sulfanyl, sulfinyl, sulfonyl, (aliphatic)carbonyl, (cycloaliphatic)carbonyl, ((cycloaliphatic)aliphatic)carbonyl, arylcarbonyl, (araliphatic)carbonyl, (heterocycloaliphatic)carbonyl, ((heterocycloaliphatic)aliphatic)carbonyl, (heteroaryl)carbonyl, or (heteroaraliphatic)carbonyl, each of which being defined herein and being optionally substituted. Examples of amino groups include alkylamino, dialkylamino, or arylamino. When the term "amino" is not the terminal group (e.g., alkylcarbonylamino), it is represented by $-NR^X$. R^X has the same meaning as defined above.

[0042] As used herein, an "aryl" group used alone or as part of a larger moiety as in "aralkyl", "aralkoxy", or "aryloxyalkyl" refers to monocyclic (e.g., phenyl); bicyclic (e.g., indenyl, naphthalenyl, tetrahydronaphthyl, tetrahydroindenyl); and tricyclic (e.g., fluorenyl tetrahydrofluorenyl, or tetrahydroanthracenyl, anthracenyl) ring systems in which the monocyclic ring system is aromatic or at least one of the rings in a bicyclic or tricyclic ring system is aromatic. The bicyclic and tricyclic ring systems include benzofused 2-3 membered carbocyclic rings. For example, a benzofused group includes phenyl fused with two or more C₄₋₈ carbocyclic moieties. An aryl is optionally substituted with one or more substituents including aliphatic [e.g., alkyl, alkenyl, or alkynyl]; cycloaliphatic; (cycloaliphatic)aliphatic; heterocycloaliphatic; (heterocycloaliphatic)aliphatic; aryl; heteroaryl; alkoxy; (cycloaliphatic)oxy; (heterocycloaliphatic)oxy; aryloxy; heteroaryloxy; (araliphatic)oxy; (heteroaraliphatic)oxy; aroyl; heteroaroyl; amino; oxo (on a non-aromatic carbocyclic ring of a benzofused bicyclic or tricyclic aryl); nitro; carboxy; amido; acyl [e.g., aliphaticcarbonyl; (cycloaliphatic)carbonyl; ((cycloaliphatic)aliphatic)carbonyl; (araliphatic)carbonyl; (heterocycloaliphatic)carbonyl; ((heterocycloaliphatic)aliphatic)carbonyl; or (heteroaraliphatic)carbonyl]; sulfonyl [e.g., aliphaticsulfonyl or aminosulfonyl]; sulfinyl [e.g., aliphaticsulfinyl or cycloaliphaticsulfinyl]; sulfanyl [e.g., aliphatic sulfanyl]; cyano; halo; hydroxy; mercapto; sulfoxy; urea; thiourea; sulfamoyl; sulfamide; or carbamoyl. Alternatively, an aryl can be unsubstituted.

[0043] Non-limiting examples of substituted aryls include haloaryl [e.g., mono-, di (such as *p,m*-dihaloaryl), and (trihalo)aryl]; (carboxy)aryl [e.g., (alkoxycarbonyl)aryl, ((aralkyl)carbonyloxy)aryl, and (alkoxycarbonyl)aryl]; (amido)aryl [e.g., (aminocarbonyl)aryl, (((alkylamino)alkyl)aminocarbonyl)aryl, (alkylcarbonyl)aminoaryl, (arylaminocarbonyl)aryl, and (((heteroaryl)amino)carbonyl)aryl]; aminoaryl [e.g., ((alkylsulfonyl)amino)aryl or ((dialkyl)amino)aryl]; (cyanoalkyl)aryl; (alkoxy)aryl; (sulfamoyl)aryl [e.g., (aminosulfonyl)aryl]; (alkylsulfonyl)aryl; (cyano)aryl; (hydroxyalkyl)aryl; ((alkoxy)alkyl)aryl; (hydroxy)aryl, ((carboxy)alkyl)aryl; (((dialkyl)amino)alkyl)aryl; (nitroalkyl)aryl; (((alkylsulfonyl)amino)alkyl)aryl; ((heterocycloaliphatic)carbonyl)aryl; ((alkylsulfonyl)alkyl)aryl; (cyanoalkyl)aryl; (hydroxyalkyl)aryl; (alkylcarbonyl)aryl; alkylaryl; (trihaloalkyl)aryl; *p*-amino-*m*-alkoxycarbonylaryl; *p*-amino-*m*-cyanoaryl; *p*-halo-*m*-aminoaryl; or (*m*-(heterocycloaliphatic)-*o*-(alkyl))aryl.

[0044] As used herein, an "araliphatic" such as an "aralkyl" group refers to an aliphatic group (e.g., a C₁₋₄ alkyl group) that is substituted with an aryl group. "Aliphatic," "alkyl," and "aryl" are defined herein. An example of an araliphatic such as an aralkyl group is benzyl.

[0045] As used herein, an "aralkyl" group refers to an alkyl group (e.g., a C₁₋₄ alkyl group) that is substituted with an aryl group. Both "alkyl" and "aryl" have been defined above. An example of an aralkyl group is benzyl. An aralkyl is optionally substituted with one or more substituents such as aliphatic [e.g., alkyl, alkenyl, or alkynyl, including carboxyalkyl, hydroxyalkyl, or haloalkyl such as trifluoromethyl], cycloaliphatic [e.g., cycloalkyl or cycloalkenyl], (cycloalkyl)alkyl, heterocycloalkyl, (heterocycloalkyl)alkyl, aryl, heteroaryl, alkoxy, cycloalkyloxy, heterocycloalkyloxy, aryloxy, heteroaryloxy, aralkyloxy, heteroaralkyloxy, aroyl, heteroaroyl, nitro,

carboxy, alkoxycarbonyl, alkylcarbonyloxy, amido [e.g., aminocarbonyl, alkylcarbonylamino, cycloalkylcarbonylamino, (cycloalkylalkyl)carbonylamino, arylcarbonylamino, aralkylcarbonylamino, (heterocycloalkyl)carbonylamino, (heterocycloalkylalkyl)carbonylamino, heteroarylcarbonylamino, or heteroaralkylcarbonylamino], cyano, halo, hydroxy, acyl, mercapto, alkylsulfanyl, sulfoxy, urea, thiourea, sulfamoyl, sulfamide, oxo, or carbamoyl.

[0046] As used herein, a "bicyclic ring system" includes 8-12 (e.g., 9, 10, or 11) membered structures that form two rings, wherein the two rings have at least one atom in common (e.g., 2 atoms in common). Bicyclic ring systems include bicycloaliphatics (e.g., bicycloalkyl or bicycloalkenyl), bicycloheteroaliphatics, bicyclic aryls, and bicyclic heteroaryl.

[0047] As used herein, a "cycloaliphatic" group encompasses a "cycloalkyl" group and a "cycloalkenyl" group, each of which being optionally substituted as set forth below.

[0048] As used herein, a "cycloalkyl" group refers to a saturated carbocyclic mono- or bicyclic (fused or bridged) ring of 3-10 (e.g., 5-10) carbon atoms. Examples of cycloalkyl groups include cyclopropyl, cyclobutyl, cyclopentyl, cyclohexyl, cycloheptyl, adamantyl, norbornyl, cubyl, octahydro-indenyl, decahydro-naphthyl, bicyclo[3.2.1]octyl, bicyclo[2.2.2]octyl, bicyclo[3.3.1]nonyl, bicyclo[3.3.2]decyl, bicyclo[2.2.2]octyl, adamantyl, azacycloalkyl, or ((aminocarbonyl)cycloalkyl)cycloalkyl. A "cycloalkenyl" group, as used herein, refers to a non-aromatic carbocyclic ring of 3-10 (e.g., 4-8) carbon atoms having one or more double bonds. Examples of cycloalkenyl groups include cyclopentenyl, 1,4-cyclohexa-dienyl, cycloheptenyl, cyclooctenyl, hexahydro-indenyl, octahydro-naphthyl, cyclohexenyl, cyclopentenyl, bicyclo[2.2.2]octenyl, or bicyclo[3.3.1]nonenyl. A cycloalkyl or cycloalkenyl group can be optionally substituted with one or more substituents such as aliphatic [e.g., alkyl, alkenyl, or alkynyl], cycloaliphatic, (cycloaliphatic) aliphatic, heterocycloaliphatic, (heterocycloaliphatic) aliphatic, aryl, heteroaryl, alkoxy, (cycloaliphatic)oxy, (heterocycloaliphatic)oxy, aryloxy, heteroaryloxy, (araliphatic)oxy, (heteroaraliphatic)oxy, aroyl, heteroaroyl, amino, amido [e.g., (aliphatic)carbonylamino, (cycloaliphatic)carbonylamino, ((cycloaliphatic)aliphatic)carbonylamino, (aryl)carbonylamino, (araliphatic)carbonylamino, (heterocycloaliphatic)carbonylamino, ((heterocycloaliphatic)aliphatic)carbonylamino, (heteroaryl)carbonylamino, or (heteroaraliphatic)carbonylamino], nitro, carboxy [e.g., HOOC-, alkoxycarbonyl, or alkylcarbonyloxy], acyl [e.g., (cycloaliphatic)carbonyl, ((cycloaliphatic) aliphatic)carbonyl, (araliphatic)carbonyl, (heterocycloaliphatic)carbonyl, ((heterocycloaliphatic)aliphatic)carbonyl, or (heteroaraliphatic)carbonyl], cyano, halo, hydroxy, mercapto, sulfonyl [e.g., alkylsulfonyl and arylsulfonyl], sulfinyl [e.g., alkylsulfinyl], sulfanyl [e.g., alkylsulfanyl], sulfoxy, urea, thiourea, sulfamoyl, sulfamide, oxo, or carbamoyl.

[0049] As used herein, "cyclic moiety" includes cycloaliphatic, heterocycloaliphatic, aryl, or heteroaryl, each of which has been defined previously.

[0050] As used herein, the term "heterocycloaliphatic" encompasses a heterocycloalkyl group and a heterocycloalkenyl group, each of which being optionally substituted as set forth below.

[0051] As used herein, a "heterocycloalkyl" group refers to a 3-10 membered mono- or bicyclic (fused or bridged) (e.g., 5- to 10-membered mono- or bicyclic) saturated ring structure, in which one or more of the ring atoms is a heteroatom (e.g., N, O, S, or combinations thereof). Examples of a heterocycloalkyl group include piperidyl, piperazyl, tetrahydropyranyl, tetrahydrofuryl, 1,4-dioxolanyl, 1,4-dithianyl, 1,3-dioxolanyl, oxazolidyl, isoxazolidyl, morpholinyl, thiomorpholyl, octahydrobenzofuryl, octahydrochromenyl, octahydrothiochromenyl, octahydroindolyl, octahydropyridinyl, decahydroquinolinyl, octahydrobenzo[*b*]thiophenyl, 2-oxa-bicyclo[2.2.2]octyl, 1-aza-bicyclo[2.2.2]octyl, 3-aza-bicyclo[3.2.1]octyl, and 2,6-dioxatricyclo[3.3.1.0^{3,7}]nonyl. A monocyclic heterocycloalkyl group can be fused with a phenyl moiety such as tetrahydroisoquinoline. A "heterocycloalkenyl" group, as used herein, refers to a mono- or bicyclic (e.g., 5- to 10-membered mono- or bicyclic) non-aromatic ring structure having one or more double bonds, and wherein one or more of the ring atoms is a heteroatom (e.g., N, O, or S). Monocyclic and bicycloheteroaliphatics are numbered according to standard chemical nomenclature.

[0052] A heterocycloalkyl or heterocycloalkenyl group can be optionally substituted with one or more substituents such as aliphatic [e.g., alkyl, alkenyl, or alkynyl], cycloaliphatic, (cycloaliphatic)aliphatic, heterocycloaliphatic, (heterocycloaliphatic)aliphatic, aryl, heteroaryl, alkoxy, (cycloaliphatic)oxy, (heterocycloaliphatic)oxy, aryloxy, heteroaryloxy, (araliphatic)oxy, (heteroaraliphatic)oxy, aroyl, heteroaroyl, amino, amido [e.g., (aliphatic)carbonylamino, (cycloaliphatic)carbonylamino, ((cycloaliphatic) aliphatic)carbonylamino, (aryl)carbonylamino, (araliphatic)carbonylamino, (heterocycloaliphatic)carbonylamino, ((heterocycloaliphatic) aliphatic)carbonylamino, (heteroaryl)carbonylamino, or (heteroaraliphatic)carbonylamino], nitro, carboxy [e.g., HOOC-, alkoxycarbonyl, or alkylcarbonyloxy], acyl [e.g., (cycloaliphatic)carbonyl, ((cycloaliphatic) aliphatic)carbonyl, (araliphatic)carbonyl, (heterocycloaliphatic)carbonyl, ((heterocycloaliphatic)aliphatic)carbonyl, or (heteroaraliphatic)carbonyl], nitro, cyano, halo, hydroxy, mercapto, sulfonyl [e.g., alkylsulfonyl or arylsulfonyl], sulfinyl [e.g., alkylsulfinyl], sulfanyl [e.g., alkylsulfanyl], sulfoxy, urea, thiourea, sulfamoyl, sulfamide,

oxo, or carbamoyl.

[0053] A "heteroaryl" group, as used herein, refers to a monocyclic, bicyclic, or tricyclic ring system having 4 to 15 ring atoms wherein one or more of the ring atoms is a heteroatom (e.g., N, O, S, or combinations thereof) and in which the monocyclic ring system is aromatic or at least one of the rings in the bicyclic or tricyclic ring systems is aromatic. A heteroaryl group includes a benzofused ring system having 2 to 3 rings. For example, a benzofused group includes benzo fused with one or two 4 to 8 membered heterocycloaliphatic moieties (e.g., indolizyl, indolyl, isoindolyl, 3H-indolyl, indolinyl, benzo[b]furyl, benzo[b]thiophenyl, quinolinyl, or isoquinolinyl). Some examples of heteroaryl are azetidiny, pyridyl, 1H-indazolyl, furyl, pyrrolyl, thienyl, thiazolyl, oxazolyl, imidazolyl, tetrazolyl, benzofuryl, isoquinolinyl, benzthiazolyl, xanthene, thioxanthene, phenothiazine, dihydroindole, benzo[1,3]dioxole, benzo[b]furyl, benzo[b]thiophenyl, indazolyl, benzimidazolyl, benzthiazolyl, puryl, cinnolyl, quinolyl, quinazolyl, phthalazyl, quinazolyl, quinoxalyl, isoquinolyl, 4H-quinolizyl, benzo-1,2,5-thiadiazolyl, or 1,8-naphthyridyl.

[0054] Without limitation, monocyclic heteroaryls include furyl, thiophenyl, 2H-pyrrolyl, pyrrolyl, oxazolyl, thiazolyl, imidazolyl, pyrazolyl, isoxazolyl, isothiazolyl, 1,3,4-thiadiazolyl, 2H-pyranyl, 4-H-pyranyl, pyridyl, pyridazyl, pyrimidyl, pyrazolyl, pyrazyl, or 1,3,5-triazyl. Monocyclic heteroaryls are numbered according to standard chemical nomenclature.

[0055] Without limitation, bicyclic heteroaryls include indolizyl, indolyl, isoindolyl, 3H-indolyl, indolinyl, benzo[b]furyl, benzo[b]thiophenyl, quinolinyl, isoquinolinyl, indolizyl, isoindolyl, indolyl, benzo[b]furyl, benzo[b]thiophenyl, indazolyl, benzimidazolyl, benzthiazolyl, purinyl, 4H-quinolizyl, quinolyl, isoquinolyl, cinnolyl, phthalazyl, quinazolyl, quinoxalyl, 1,8-naphthyridyl, or pteridyl. Bicyclic heteroaryls are numbered according to standard chemical nomenclature.

[0056] A heteroaryl is optionally substituted with one or more substituents such as aliphatic [e.g., alkyl, alkenyl, or alkynyl]; cycloaliphatic; (cycloaliphatic)aliphatic; heterocycloaliphatic; (heterocycloaliphatic)aliphatic; aryl; heteroaryl; alkoxy; (cycloaliphatic)oxy; (heterocycloaliphatic)oxy; aryloxy; heteroaryloxy; (araliphatic)oxy; (heteroaraliphatic)oxy; aroyl; heteroaroyl; amino; oxo (on a non-aromatic carbocyclic or heterocyclic ring of a bicyclic or tricyclic heteroaryl); carboxy; amido; acyl [e.g., aliphaticcarbonyl; (cycloaliphatic)carbonyl; ((cycloaliphatic)aliphatic)carbonyl; (araliphatic)carbonyl; (heterocycloaliphatic)carbonyl; ((heterocycloaliphatic)aliphatic)carbonyl; or (heteroaraliphatic)carbonyl]; sulfonyl [e.g., aliphaticsulfonyl or aminosulfonyl]; sulfinyl [e.g., aliphaticsulfinyl]; sulfanyl [e.g., aliphaticsulfinyl]; nitro; cyano; halo; hydroxy; mercapto; sulfoxyl; urea; thiourea; sulfamoyl; sulfamide; or carbamoyl. Alternatively, a heteroaryl can be unsubstituted.

[0057] Non-limiting examples of substituted heteroaryls include (halo)heteroaryl [e.g., mono- and di-(halo)heteroaryl]; (carboxy)heteroaryl [e.g., (alkoxycarbonyl)heteroaryl]; cyanoheteroaryl; aminoheteroaryl [e.g., ((alkylsulfonyl)amino)heteroaryl and ((dialkyl)amino)heteroaryl]; (amido)heteroaryl [e.g., aminocarbonylheteroaryl, ((alkylcarbonyl)amino)heteroaryl, (((alkyl)amino)alkyl)aminocarbonyl)heteroaryl, (((heteroaryl)amino)carbonyl)heteroaryl, ((heterocycloaliphatic)carbonyl)heteroaryl, and ((alkylcarbonyl)amino)heteroaryl]; (cyanoalkyl)heteroaryl; (alkoxy)heteroaryl; (sulfamoyl)heteroaryl [e.g., (aminosulfonyl)heteroaryl]; (sulfonyl)heteroaryl [e.g., (alkylsulfonyl)heteroaryl]; (hydroxyalkyl)heteroaryl; (alkoxyalkyl)heteroaryl; (hydroxy)heteroaryl; ((carboxy)alkyl)heteroaryl; (((dialkyl)amino)alkyl)heteroaryl; (heterocycloaliphatic)heteroaryl; (cycloaliphatic)heteroaryl; (nitroalkyl)heteroaryl; (((alkylsulfonyl)amino)alkyl)heteroaryl; ((alkylsulfonyl)alkyl)heteroaryl; (cyanoalkyl)heteroaryl; (acyl)heteroaryl [e.g., (alkylcarbonyl)heteroaryl]; (alkyl)heteroaryl, and (haloalkyl)heteroaryl [e.g., trihaloalkylheteroaryl].

[0058] A "heteroaraliphatic" (such as a heteroaralkyl group) as used herein, refers to an aliphatic group (e.g., a C₁₋₄ alkyl group) that is substituted with a heteroaryl group. "Aliphatic," "alkyl," and "heteroaryl" have been defined above.

[0059] A "heteroaralkyl" group, as used herein, refers to an alkyl group (e.g., a C₁₋₄ alkyl group) that is substituted with a heteroaryl group. Both "alkyl" and "heteroaryl" have been defined above. A heteroaralkyl is optionally substituted with one or more substituents such as alkyl (including carboxyalkyl, hydroxyalkyl, and haloalkyl such as trifluoromethyl), alkenyl, alkynyl, cycloalkyl, (cycloalkyl)alkyl, heterocycloalkyl, (heterocycloalkyl)alkyl, aryl, heteroaryl, alkoxy, cycloalkyloxy, heterocycloalkyloxy, aryloxy, heteroaryloxy, aralkyloxy, heteroaralkyloxy, aroyl, heteroaroyl, nitro, carboxy, alkoxycarbonyl, alkylcarbonyloxy, aminocarbonyl, alkylcarbonylamino, cycloalkylcarbonylamino, (cycloalkylalkyl)carbonylamino, arylcarbonylamino, aralkylcarbonylamino, (heterocycloalkyl)carbonylamino, (heterocycloalkylalkyl)carbonylamino, heteroarylcarbonylamino, heteroaralkylcarbonylamino, cyano, halo, hydroxy, acyl, mercapto, alkylsulfonyl, sulfoxyl, urea, thiourea, sulfamoyl, sulfamide, oxo, or carbamoyl.

[0060] As used herein, "cyclic moiety" includes cycloalkyl, heterocycloalkyl, cycloalkenyl, heterocycloalkenyl, aryl, or heteroaryl, each of which has been defined previously.

[0061] As used herein, an "acyl" group refers to a formyl group or $R^X-C(O)-$ (such as - alkyl-C(O)-, also referred to as "alkylcarbonyl") where R^X and "alkyl" have been defined previously. Acetyl and pivaloyl are examples of acyl groups.

[0062] As used herein, an "aroyl" or "heteroaroyl" refers to an aryl-C(O)- or a heteroaryl-C(O)-. The aryl and heteroaryl portion of the aroyl or heteroaroyl is optionally substituted as previously defined.

[0063] As used herein, an "alkoxy" group refers to an alkyl-O- group where "alkyl" has been defined previously.

[0064] As used herein, a "carbamoyl" group refers to a group having the structure -O-CO-NR^XR^Y or -NR^X-CO-O-R^Z wherein R^X and R^Y have been defined above and R^Z can be aliphatic, aryl, araliphatic, heterocycloaliphatic, heteroaryl, or heteroaraliphatic.

[0065] As used herein, a "carboxy" group refers to -COOH, -COOR^X, -OC(O)H, -OC(O)R^X when used as a terminal group; or -OC(O)- or -C(O)O- when used as an internal group.

[0066] As used herein, a "haloaliphatic" group refers to an aliphatic group substituted with 1, 2, or 3 halogen. For instance, the term haloalkyl includes the group -CF₃.

[0067] As used herein, a "mercapto" group refers to -SH.

[0068] As used herein, a "sulfo" group refers to -SO₃H or -SO₃R^X when used terminally or -S(O)₃- when used internally.

[0069] As used herein, a "sulfamide" group refers to the structure -NR^X-S(O)₂-NR^YR^Z when used terminally and -NR^X-S(O)₂-NR^Y- when used internally, wherein R^X, R^Y, and R^Z have been defined above.

[0070] As used herein, a "sulfamoyl" group refers to the structure -S(O)₂-NR^XR^Y or -NR^X-S(O)₂-R^Z when used terminally; or -S(O)₂-NR^X- or -NR^X-S(O)₂- when used internally, wherein R^X, R^Y, and R^Z are defined above.

[0071] As used herein a "sulfanyl" group refers to -S-R^X when used terminally and -S- when used internally, wherein R^X has been defined above. Examples of sulfanyls include alkylsulfanyl.

[0072] As used herein a "sulfinyl" group refers to -S(O)-R^X when used terminally and -S(O)- when used internally, wherein R^X has been defined above.

[0073] As used herein, a "sulfonyl" group refers to -S(O)₂-R^X when used terminally and -S(O)₂- when used internally, wherein R^X has been defined above.

[0074] As used herein, a "sulfoxy" group refers to -O-SO-R^X or -SO-O-R^X, when used terminally and -O-S(O)- or -S(O)-O- when used internally, where R^X has been defined above.

[0075] As used herein, a "halogen" or "halo" group refers to fluorine, chlorine, bromine or iodine.

[0076] As used herein, an "alkoxycarbonyl," which is encompassed by the term carboxy, used alone or in connection with another group refers to a group such as alkyl-O-C(O)-.

[0077] As used herein, an "alkoxyalkyl" refers to an alkyl group such as alkyl-O-alkyl-, wherein alkyl has been defined above.

[0078] As used herein, a "carbonyl" refer to -C(O)-.

[0079] As used herein, an "oxo" refers to =O.

[0080] As used herein, an "aminoalkyl" refers to the structure (R^XR^Y)N-alkyl-.

[0081] As used herein, a "cyanoalkyl" refers to the structure (NC)-alkyl-.

[0082] As used herein, a "urea" group refers to the structure $\text{-NR}^{\text{X}}\text{-CO-NR}^{\text{Y}}\text{R}^{\text{Z}}$ and a "thiourea" group refers to the structure $\text{-NR}^{\text{X}}\text{-CS-NR}^{\text{Y}}\text{R}^{\text{Z}}$ when used terminally and $\text{-NR}^{\text{X}}\text{-CO-NR}^{\text{Y}}\text{-}$ or $\text{-NR}^{\text{X}}\text{-CS-NR}^{\text{Y}}\text{-}$ when used internally, wherein R^{X} , R^{Y} , and R^{Z} have been defined above.

[0083] As used herein, a "guanidino" group refers to the structure $\text{-N}=\text{C}(\text{N}(\text{R}^{\text{X}}\text{R}^{\text{Y}}))\text{N}(\text{R}^{\text{X}}\text{R}^{\text{Y}})$ wherein R^{X} and R^{Y} have been defined above.

[0084] As used herein, the term "amidino" group refers to the structure $\text{-C}=(\text{NR}^{\text{X}})\text{N}(\text{R}^{\text{X}}\text{R}^{\text{Y}})$ wherein R^{X} and R^{Y} have been defined above.

[0085] In general, the term "vicinal" refers to the placement of substituents on a group that includes two or more carbon atoms, wherein the substituents are attached to adjacent carbon atoms.

[0086] In general, the term "geminal" refers to the placement of substituents on a group that includes two or more carbon atoms, wherein the substituents are attached to the same carbon atom.

[0087] The terms "terminally" and "internally" refer to the location of a group within a substituent. A group is terminal when the group is present at the end of the substituent not further bonded to the rest of the chemical structure. Carboxyalkyl, i.e., $\text{R}^{\text{X}}\text{O}(\text{O})\text{C-alkyl}$ is an example of a carboxy group used terminally. A group is internal when the group is present in the middle of a substituent to at the end of the substituent bound to the rest of the chemical structure. Alkylcarboxy (e.g., $\text{alkyl-C}(\text{O})\text{O-}$ or $\text{alkyl-OC}(\text{O})\text{-}$) and alkylcarboxyaryl (e.g., $\text{alkyl-C}(\text{O})\text{O-aryl-}$ or $\text{alkyl-O}(\text{CO})\text{-aryl-}$) are examples of carboxy groups used internally.

[0088] As used herein, the term "amidino" group refers to the structure $\text{-C}=(\text{NR}^{\text{X}})\text{N}(\text{R}^{\text{X}}\text{R}^{\text{Y}})$ wherein R^{X} and R^{Y} have been defined above.

[0089] As used herein, "cyclic group" includes mono-, bi-, and tri-cyclic ring systems including cycloaliphatic, heterocycloaliphatic, aryl, or heteroaryl, each of which has been previously defined.

[0090] As used herein, a "bridged bicyclic ring system" refers to a bicyclic heterocycloaliphatic ring system or bicyclic cycloaliphatic ring system in which the rings are bridged. Examples of bridged bicyclic ring systems include, but are not limited to, adamantanyl, norbornanyl, bicyclo[3.2.1]octyl, bicyclo[2.2.2]octyl, bicyclo[3.3.1]nonyl, bicyclo[3.2.3]nonyl, 2-oxa-bicyclo[2.2.2]octyl, 1-aza-bicyclo[2.2.2]octyl, 3-aza-bicyclo[3.2.1]octyl, and 2,6-dioxo-tricyclo[3.3.1.0^{3,7}]nonyl. A bridged bicyclic ring system can be optionally substituted with one or more substituents such as alkyl (including carboxyalkyl, hydroxyalkyl, and haloalkyl such as trifluoromethyl), alkenyl, alkynyl, cycloalkyl, (cycloalkyl)alkyl, heterocycloalkyl, (heterocycloalkyl)alkyl, aryl, heteroaryl, alkoxy, cycloalkyloxy, heterocycloalkyloxy, aryloxy, heteroaryloxy, aralkyloxy, heteroaralkyloxy, aroyl, heteroaroyl, nitro, carboxy, alkoxy-carbonyl, alkyl-carbonyloxy, aminocarbonyl, alkyl-carbonylamino, cycloalkyl-carbonylamino, (cycloalkyl)alkyl-carbonylamino, aryl-carbonylamino, aralkyl-carbonylamino, (heterocycloalkyl)carbonylamino, (heterocycloalkyl)alkyl-carbonylamino, heteroaryl-carbonylamino, heteroaralkyl-carbonylamino, cyano, halo, hydroxy, acyl, mercapto, alkylsulfanyl, sulfoxy, urea, thiourea, sulfamoyl, sulfamide, oxo, or carbamoyl.

[0091] As used herein, an "aliphatic chain" refers to a branched or straight aliphatic group (e.g., alkyl groups, alkenyl groups, or alkynyl groups). A straight aliphatic chain has the structure $\text{-[CH}_2\text{]}_v$, where v is 1-6. A branched aliphatic chain is a straight aliphatic chain that is substituted with one or more aliphatic groups. A branched aliphatic chain has the structure -[CHQ]_v where Q is hydrogen or an aliphatic group; however, Q shall be an aliphatic group in at least one instance. The term aliphatic chain includes alkyl chains, alkenyl chains, and alkynyl chains, where alkyl, alkenyl, and alkynyl are defined above.

[0092] The phrase "optionally substituted" is used interchangeably with the phrase "substituted or unsubstituted." As described herein, compounds of the invention can optionally be substituted with one or more substituents, such as are illustrated generally above, or as exemplified by particular classes, subclasses, and species of the invention. As described herein, the variables R_1 , R_2 , R_3 , and R_4 , and other variables contained therein formulae I encompass specific groups, such as alkyl and aryl. Unless otherwise noted, each of the specific groups for the variables R_1 , R_2 , R_3 , and R_4 , and other variables contained therein can be optionally substituted with one or more substituents described herein. Each substituent of a specific group is further optionally substituted with one to three of halo, cyano, oxoalkoxy, hydroxy, amino, nitro, aryl, haloalkyl, and alkyl. For instance, an alkyl group can be substituted with alkylsulfanyl and the alkylsulfanyl can be optionally substituted with one to three of halo, cyano,

oxoalkoxy, hydroxy, amino, nitro, aryl, haloalkyl, and alkyl. As an additional example, the cycloalkyl portion of a (cycloalkyl)carbonylamino can be optionally substituted with one to three of halo, cyano, alkoxy, hydroxy, nitro, haloalkyl, and alkyl. When two alkoxy groups are bound to the same atom or adjacent atoms, the two alkoxy groups can form a ring together with the atom(s) to which they are bound.

[0093] In general, the term "substituted," whether preceded by the term "optionally" or not, refers to the replacement of hydrogen radicals in a given structure with the radical of a specified substituent. Specific substituents are described above in the definitions and below in the description of compounds and examples thereof. Unless otherwise indicated, an optionally substituted group can have a substituent at each substitutable position of the group, and when more than one position in any given structure can be substituted with more than one substituent selected from a specified group, the substituent can be either the same or different at every position. A ring substituent, such as a heterocycloalkyl, can be bound to another ring, such as a cycloalkyl, to form a spiro-bicyclic ring system, e.g., both rings share one common atom. As one of ordinary skill in the art will recognize, combinations of substituents envisioned by this invention are those combinations that result in the formation of stable or chemically feasible compounds.

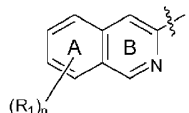
[0094] The phrase "up to", as used herein, refers to zero or any integer number that is equal or less than the number following the phrase. For example, "up to 3" means any one of 0, 1, 2, and 3.

[0095] The phrase "stable or chemically feasible," as used herein, refers to compounds that are not substantially altered when subjected to conditions to allow for their production, detection, and preferably their recovery, purification, and use for one or more of the purposes disclosed herein. In some embodiments, a stable compound or chemically feasible compound is one that is not substantially altered when kept at a temperature of 40° C or less, in the absence of moisture or other chemically reactive conditions, for at least a week.

[0096] As used herein, an effective amount is defined as the amount required to confer a therapeutic effect on the treated patient, and is typically determined based on age, surface area, weight, and condition of the patient. The interrelationship of dosages for animals and humans (based on milligrams per meter squared of body surface) is described by Freireich et al., *Cancer Chemother. Rep.*, 50: 219 (1966). Body surface area may be approximately determined from height and weight of the patient. See, e.g., *Scientific Tables*, Geigy Pharmaceuticals, Ardsley, New York, 537 (1970). As used herein, "patient" refers to a mammal, including a human.

[0097] Unless otherwise stated, structures depicted herein are also meant to include all isomeric (e.g., enantiomeric, diastereomeric, and geometric (or conformational)) forms of the structure; for example, the R and S configurations for each asymmetric center, (Z) and (E) double bond isomers, and (Z) and (E) conformational isomers. Therefore, single stereochemical isomers as well as enantiomeric, diastereomeric, and geometric (or conformational) mixtures of the present compounds are within the scope of the invention. Unless otherwise stated, all tautomeric forms of the compounds of the invention are within the scope of the invention. Additionally, unless otherwise stated, structures depicted herein are also meant to include compounds that differ only in the presence of one or more isotopically enriched atoms. For example, compounds having the present structures except for the replacement of hydrogen by deuterium or tritium, or the replacement of a carbon by a ^{13}C - or ^{14}C -enriched carbon are within the scope of this invention. Such compounds are useful, for example, as analytical tools or probes in biological assays.

[0098] When a ring substituent is depicted as in the following example, it is understood that it may be a substituent on any ring position as valency allows and not just the ring the connector line is drawn to. For example, in



R_1 may be in any available position on rings A and/or B.

COMPOUNDS

[0099] Compounds of the present invention are useful modulators of ABC transporters and are useful in the treatment of ABC transport mediated diseases.

A. Generic Compounds

(cycloalkylalkyl)carbonylamino, arylcarbonylamino, aralkylcarbonylamino, (heterocycloalkyl)carbonylamino, (heterocycloalkylalkyl)carbonylamino, heteroarylcarbonylamino, heteroaralkylcarbonylamino, alkylaminocarbonyl, cycloalkylaminocarbonyl, heterocycloalkylaminocarbonyl, arylaminocarbonyl, or heteroarylaminocarbonyl], amino [e.g., aliphaticamino, or aliphaticsulfonylamino], sulfonyl [e.g., alkylsulfonyl, cycloaliphaticsulfonyl, or arylsulfonyl], sulfinyl, sulfanyl, sulfoxy, urea, thiourea, sulfamoyl, sulfamide, oxo, carboxy, carbamoyl, cycloaliphaticoxy, heterocycloaliphaticoxy, aryloxy, heteroaryloxy, aralkyloxy, heteroarylalkoxy, alkoxycarbonyl, alkylcarbonyloxy, or hydroxyl; wherein optional substituents for an alkynyl group are aroyl, heteroaroyl, alkoxy, cycloalkyloxy, heterocycloalkyloxy, aryloxy, heteroaryloxy, aralkyloxy, nitro, carboxy, cyano, halo, hydroxy, sulfo, mercapto, sulfanyl [e.g., aliphaticsulfanyl or cycloaliphaticsulfanyl], sulfinyl [e.g., aliphaticsulfinyl or cycloaliphaticsulfinyl], sulfonyl [e.g., aliphaticsulfonyl, aliphaticaminosulfonyl, or cycloaliphaticsulfonyl], amido [e.g., aminocarbonyl, alkylaminocarbonyl, alkylcarbonylamino, cycloalkylaminocarbonyl, heterocycloalkylaminocarbonyl, cycloalkylcarbonylamino, arylaminocarbonyl, arylcarbonylamino, aralkylcarbonylamino, (heterocycloalkyl)carbonylamino, (cycloalkylalkyl)carbonylamino, heteroaralkylcarbonylamino, heteroarylcarbonylamino or heteroarylaminocarbonyl], urea, thiourea, sulfamoyl, sulfamide, alkoxycarbonyl, alkylcarbonyloxy, cycloaliphatic, heterocycloaliphatic, aryl, heteroaryl, acyl [e.g., (cycloaliphatic)carbonyl or (heterocycloaliphatic)carbonyl], amino [e.g., aliphaticamino], sulfoxy, oxo, carboxy, carbamoyl, (cycloaliphatic)oxy, (heterocycloaliphatic)oxy, or (heteroaryl)alkoxy; wherein optional substituents for cycloaliphatic are aliphatic [e.g., alkyl, alkenyl, or alkynyl], cycloaliphatic, (cycloaliphatic) aliphatic, heterocycloaliphatic, (heterocycloaliphatic) aliphatic, aryl, heteroaryl, alkoxy, (cycloaliphatic)oxy, (heterocycloaliphatic)oxy, aryloxy, heteroaryloxy, (araliphatic)oxy, (heteroaraliphatic)oxy, aroyl, heteroaroyl, amino, amido [e.g., (aliphatic)carbonylamino, (cycloaliphatic)carbonylamino, ((cycloaliphatic)aliphatic)carbonylamino, (aryl)carbonylamino, (araliphatic)carbonylamino, (heterocycloaliphatic)carbonylamino, ((heterocycloaliphatic)aliphatic)carbonylamino, (heteroaryl)carbonylamino, or (heteroaraliphatic)carbonylamino], nitro, carboxy [e.g., HOOC-, alkoxycarbonyl, or alkylcarbonyloxy], acyl [e.g., (cycloaliphatic)carbonyl, ((cycloaliphatic) aliphatic)carbonyl, (araliphatic)carbonyl, (heterocycloaliphatic)carbonyl, ((heterocycloaliphatic)aliphatic)carbonyl, or (heteroaraliphatic)carbonyl], cyano, halo, hydroxy, mercapto, sulfonyl [e.g., alkylsulfonyl and arylsulfonyl], sulfinyl [e.g., alkylsulfinyl], sulfanyl [e.g., alkylsulfanyl], sulfoxy, urea, thiourea, sulfamoyl, sulfamide, oxo, or carbamoyl.

Specific Embodiments

A. Substituent R₁

[0101] Each R₁ is independently an optionally substituted C₁₋₆ aliphatic, an optionally substituted aryl, an optionally substituted heteroaryl, an optionally substituted 3 to 10 membered heterocycloaliphatic.,.

[0102] In some embodiments, one R₁ is an optionally substituted C₁₋₆ aliphatic. In several examples, one R₁ is an optionally substituted C₁₋₆ alkyl, an optionally substituted C₂₋₆ alkenyl, or an optionally substituted C₂₋₆ alkynyl. In several examples, one R₁ is C₁₋₆ alkyl, C₂₋₆ alkenyl, or C₂₋₆ alkynyl.

[0103] In several embodiments, one R₁ is an aryl or heteroaryl with 1, 2, or 3 substituents. In several examples, one R₁ is a monocyclic aryl or heteroaryl. In several embodiments, R₁ is an aryl or heteroaryl with 1, 2, or 3 substituents. In several examples, R₁ is a monocyclic aryl or heteroaryl.

[0104] In several embodiments, at least one R₁ is an optionally substituted aryl or an optionally substituted heteroaryl and R₁ is bonded to the core structure at the 1 position on the isoquinoline ring.

[0105] In several embodiments, one R₁ is phenyl with up to 3 substituents. In several embodiments, R₁ is phenyl with up to 3 substituents.

[0106] In several embodiments, one R₁ is a heteroaryl ring with up to 3 substituents. In certain embodiments, one R₁ is a monocyclic heteroaryl ring with up to 3 substituents. In other embodiments, one R₁ is a bicyclic heteroaryl ring with up to 3 substituents. In several embodiments, R₁ is a heteroaryl ring with up to 3 substituents. In certain embodiments, R₁ is a monocyclic heteroaryl ring with up to 3 substituents. In other embodiments, R₁ is a bicyclic heteroaryl ring with up to 3 substituents.

[0107] In some embodiments, R₁ is, methyl, ethyl, i-propyl, t-butyl, , allyl, CF₃.. In several examples, R₁ is methyl, or CF₃. In

several examples, R₁ can be methyl. Or, R₁ can be CF₃.

[0108] In several embodiments, R₁ is substituted with no more than three substituents selected from halo, oxo, or optionally substituted aliphatic, cycloaliphatic, heterocycloaliphatic, amino [e.g., (aliphatic)amino], amido [e.g., aminocarbonyl, ((aliphatic)amino)carbonyl, and ((aliphatic)2amino)carbonyl], carboxy [e.g., alkoxy carbonyl and hydroxy carbonyl], sulfamoyl [e.g., aminosulfonyl, ((aliphatic)2amino)sulfonyl, ((cycloaliphatic)aliphatic)aminosulfonyl, and ((cycloaliphatic)amino)sulfonyl], cyano, alkoxy, aryl, heteroaryl [e.g., monocyclic heteroaryl and bicycloheteroaryl], sulfonyl [e.g., aliphatic sulfonyl or (heterocycloaliphatic)sulfonyl], sulfinyl [e.g., aliphatic sulfinyl], aroyl, heteroaroyl, or heterocycloaliphatic carbonyl.

[0109] In several embodiments, R₁ is substituted with halo. Examples of R₁ substituents include F, Cl, and Br. In several examples, R₁ is substituted with F.

[0110] In several embodiments, R₁ is substituted with an optionally substituted aliphatic. Examples of R₁ substituents include optionally substituted alkoxyaliphatic, heterocycloaliphatic, aminoalkyl, hydroxyalkyl, (heterocycloalkyl)aliphatic, alkylsulfonyl aliphatic, alkylsulfonylaminoaliphatic, alkylcarbonylaminoaliphatic, alkylaminoaliphatic, or alkylcarbonyl aliphatic.

[0111] In several embodiments, R₁ is substituted with an optionally substituted amino. Examples of R₁ substituents include aliphatic carbonylamino, aliphatic amino, arylamino, or aliphatic sulfonylamino.

[0112] In several embodiments, R₁ is substituted with a sulfonyl. Examples of R₁ substituents include heterocycloaliphatic sulfonyl, aliphatic sulfonyl, aliphatic aminosulfonyl, aminosulfonyl, aliphatic carbonylamino sulfonyl, alkoxyalkyl heterocycloalkyl sulfonyl, alkyl heterocycloalkyl sulfonyl, alkyl aminosulfonyl, cycloalkyl aminosulfonyl, (heterocycloalkyl)alkyl aminosulfonyl, and heterocycloalkyl sulfonyl.

[0113] In several embodiments, R₁ is substituted with carboxy. Examples of R₁ substituents include alkoxy carbonyl and hydroxy carbonyl.

[0114] In several embodiments R₁ is substituted with amido. Examples of R₁ substituents include alkyl aminocarbonyl, aminocarbonyl, ((aliphatic)2amino)carbonyl, and [((aliphatic)aminoaliphatic)amino]carbonyl.

[0115] In several embodiments, R₁ is substituted with carbonyl. Examples of R₁ substituents include aryl carbonyl, cycloaliphatic carbonyl, heterocycloaliphatic carbonyl, and heteroaryl carbonyl.

[0116] In some embodiments, R₁ is -Z^AR₅, wherein each Z^A is independently a bond or an optionally substituted branched or straight C₁₋₆ aliphatic chain wherein up to two carbon units of Z^A are optionally and independently replaced by -CO-, -CS-, -CONR^A-, -CONR^ANR^A-, -CO₂-, -OCO-, -NR^ACO₂-, -O-, -NR^ACONR^A-, -OCONR^A-, -NR^ANR^A-, -NR^ACO-, -S-, -SO-, -SO₂-, -NR^A-, -SO₂NR^A-, -NR^ASO₂-, or -NR^ASO₂NR^A-. Each R₅ is independently R^A, halo, -OH, -NH₂, -NO₂, -CN, -CF₃, or -OCF₃. Each R^A is independently a hydrogen, C₁₋₈ aliphatic group, a cycloaliphatic, a heterocycloaliphatic, an aryl, or a heteroaryl, each of which is optionally substituted with 1, 2, or 3 of R^D. Each R^D is -Z^DR₉, wherein each Z^D is independently a bond or an optionally substituted branched or straight C₁₋₆ aliphatic chain wherein up to two carbon units of Z^D are optionally and independently replaced by -CO-, -CS-, -CONR^E-, -CONR^ENR^E-, -CO₂-, -OCO-, -NR^ECO₂-, -O-, -NR^ECONR^E-, -OCONR^E-, -NR^ENR^E-, -NR^ECO-, -S-, -SO-, -SO₂-, -NR^E-, -SO₂NR^E-, -NR^ESO₂-, or -NR^ESO₂NR^E-. Each R₉ is independently R^E, halo, -OH, -NH₂, -NO₂, -CN, -CF₃, or -OCF₃. Each R^E is independently hydrogen, an optionally substituted C₁₋₈ aliphatic group, an optionally substituted cycloaliphatic, an optionally substituted heterocycloaliphatic, an optionally substituted aryl, or an optionally substituted heteroaryl.

[0117] In some embodiments, each R^D is independently -Z^DR₉; wherein each Z^D can independently be a bond or an optionally substituted branched or straight C₁₋₆ aliphatic chain wherein up to two carbon units of Z^D are optionally and independently replaced by -O-, -NHC(O)-, -C(O)NR^E-, -SO₂-, -NHSO₂-, -NHC(O)-, -NR^ESO₂-, -SO₂NH-, -SO₂NR^E-, -NH-, or -

[0118] C(O)O-. In some embodiments, one carbon unit of Z^D is replaced by -O-. Or, by -NHC(O)-. Or, by -C(O)NR^E-. Or, by -SO₂-

. Or, by -NHSO₂-. Or, by -NHC(O)-. Or, by -SO-. Or, by -NR^ESO₂-. Or, by -SO₂NH-. Or, by -SO₂NR^E-. Or, by -NH-. Or, by -C(O)O-.

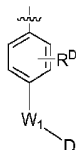
[0119] In some embodiments, R₉ is hydrogen. In some embodiments, R₉ is independently an optionally substituted aliphatic. In some embodiments, R₉ is an optionally substituted cycloaliphatic. Or, is an optionally substituted heterocycloaliphatic. Or, is an optionally substituted aryl. Or, is an optionally substituted heteroaryl. Or, halo.

[0120] In some embodiments, one R₁ is aryl or heteroaryl, each optionally substituted with 1, 2, or 3 of R^D, wherein R^D is defined above.

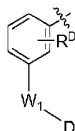
[0121] In some embodiments, one R₁ that is attached to 1- position of the isoquinoline ring is aryl or heteroaryl, each optionally substituted with 1, 2, or 3 of R^D, wherein R^D is defined above. In some embodiments, the one R₁ attached to 1- position of the isoquinoline ring is phenyl optionally substituted with 1, 2, or 3 of R^D, wherein R^D is defined above. In some embodiments, the one R₁ attached to the 1- position of the isoquinoline ring is heteroaryl optionally substituted with 1, 2, or 3 of R^D. In several embodiments, the one R₁ attached to the 1- position of the isoquinoline ring is 5 or 6 membered heteroaryl having 1, 2, or 3 heteroatom independently selected from the group consisting of oxygen, nitrogen and sulfur. In other embodiments, the 5 or 6 membered heteroaryl is substituted with 1 R^D.

[0122] In some embodiments, one R₁ attached to the 1- position of the isoquinoline ring is a phenyl substituted with 1 R^D. In some embodiments, one R₁ attached to the 1-position of the isoquinoline ring is a phenyl substituted with 2 R^D. In some embodiments, one R₁ attached to the 1- position of the isoquinoline ring is a phenyl substituted with 3 R^D.

[0123] In several embodiments, R₁ is:



(Z-1),
wherein



or (Z-2).

W₁ is -C(O)-, -SO₂-, or -CH₂-;

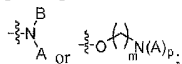
D is H, hydroxyl, or an optionally substituted group selected from aliphatic, cycloaliphatic, alkoxy, and amino; and

R^D is defined above.

[0124] In several embodiments, W₁ is -C(O)-. Or, W₁ is -SO₂-. Or, W₁ is -CH₂-.

[0125] In several embodiments, D is OH. Or, D is an optionally substituted C₁₋₆ aliphatic or an optionally substituted C₃₋₈ cycloaliphatic. Or, D is an optionally substituted straight chain or branched alkoxy. Or, D is an optionally substituted amino.

[0126] In several examples, D is



wherein each of A and B is independently H, an optionally substituted C₁₋₆ aliphatic, an optionally substituted C₃₋₈ cycloaliphatic, or

A and B, taken together, form an optionally substituted 3-7 membered heterocycloaliphatic ring;

m is an integer from 1 to 6 inclusive; and

p is 2 or 3.

[0127] In several embodiments, A is H and B is an optionally substituted C₁₋₆ aliphatic. In several embodiments, B is substituted with 1, 2, or 3 substituents. Or, both, A and B, are H. In several embodiments, n and p are 2 and A is an optionally substituted C₁₋₆ aliphatic. In several embodiments, n is 2, p is 3, and A is an optionally substituted C₁₋₆ aliphatic. Exemplary substituents include oxo, alkyl, hydroxy, hydroxyalkyl, alkoxy, alkoxyalkyl, dialkylamino, or an optionally substituted group selected from cycloaliphatic, heterocycloaliphatic, aryl, and heteroaryl.

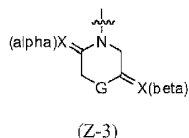
[0128] In several embodiments, A is H and B is an optionally substituted C₁₋₆ aliphatic. Or, both, A and B, are H. Exemplary substituents include oxo, alkyl, hydroxy, hydroxyalkyl, alkoxy, alkoxyalkyl, and an optionally substituted heterocycloaliphatic.

[0129] In several embodiments, B is C₁₋₆ alkyl, optionally substituted with oxo, alkyl, hydroxy, hydroxyalkyl, alkoxy, alkoxyalkyl, or an optionally substituted group selected from cycloaliphatic, heterocycloaliphatic, aryl, and heteroaryl. In several embodiments, B is substituted with oxo, C₁₋₆ alkyl, hydroxy, hydroxy-(C₁₋₆)alkyl, (C₁₋₆)alkoxy, (C₁₋₆)alkoxy(C₁₋₆)alkyl, C₃₋₈ cycloaliphatic, 3-8 membered heterocycloaliphatic, phenyl, and 5-10 membered heteroaryl. In one example, B is C₁₋₆ alkyl substituted with optionally substituted phenyl.

[0130] In several embodiments, A and B, taken together, form an optionally substituted 3-7 membered heterocycloaliphatic ring. In several examples, the heterocycloaliphatic ring is optionally substituted with 1, 2, or 3 substituents. Exemplary such rings include optionally substituted pyrrolidinyl, piperidinyl, morpholinyl, and piperazinyl. Exemplary substituents on such rings include halo, oxo, alkyl, hydroxy, hydroxyalkyl, alkoxy, alkoxyalkyl, acyl (e.g., alkylcarbonyl), amino, amido, and carboxy. In some embodiments, the substituent is halo, oxo, alkyl, hydroxy, hydroxyalkyl, alkoxy, alkoxyalkyl, amino, amido, or carboxy.

[0131] In several embodiments, R^D is hydrogen, halo, or an optionally substituted group selected from aliphatic, cycloaliphatic, amino, hydroxy, alkoxy, carboxy, amido, carbonyl, cyano, aryl, or heteroaryl. In several examples, R^D is hydrogen, halo, an optionally substituted C₁₋₆ aliphatic, or an optionally substituted alkoxy. In several examples, R^D is hydrogen, F, Cl, an optionally substituted C₁₋₆ alkyl, or an optionally substituted -O(C₁₋₆ alkyl). Examples of R^D include hydrogen, F, Cl, methyl, ethyl, *i*-propyl, *t*-butyl, -OMe, -OEt, *i*-propoxy, *t*-butoxy, CF₃, or -OCF₃. In some examples, R^D is hydrogen, F, methyl, methoxy, CF₃, or -OCF₃. R^D can be hydrogen. R^D can be F. R^D can be methyl. R^D can be methoxy.

[0132] In several embodiments, R₁ is:



wherein, independently for each occurrence:

G is -O-, -CHR_g-, or NR_g-;

X is O or H,H; and

R_g is defined above.

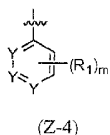
[0133] In several embodiments, G is -O-. In several embodiments, G is -CHR_g-. In several embodiments, G is -NR_g-. In several embodiments, X(alpha) is O. In several embodiments, X(alpha) is H,H. In several embodiments, X(beta) is O. In several embodiments, X(beta) is H,H. In several embodiments R_g is aliphatic. In several embodiments, R_g is aryl. In several embodiments, R_g is H.

[0134] In several embodiments, G is -O- and both X are H,H. In several embodiments, G is -CHR_g- and R_g is aryl. In several embodiments, G is NR_g- and R_g is aliphatic. In several embodiments, G is NR_g- and R_g is aryl. In several examples, G is NR_g- and R_g is H. In several embodiments, G is -CHR_g-, R_g is aryl, and both X are H,H. In several embodiments, G is NR_g-, R_g is aliphatic, and both X are H,H. In several embodiments, G is -NR_g-, R_g is aryl, and X(beta) is O. In several embodiments, G is -NR_g-, R_g is H,

and X(beta) is O.

[0135] In several embodiments, R₉ is methyl. In several embodiments, R₉ is phenyl. In several embodiments, G is -NR₉-, R₉ is methyl, and both X are H,H. In several embodiments, G is -NR₉-, R₉ is phenyl, X(alpha) is H,H, and X(beta) is O. In several embodiments, G is -CHR₉-, R₉ is phenyl, and both X are H,H. In several embodiments, G is -NR₉-, R₉ is H, X(alpha) is H,H, and X(beta) is O.

[0136] In several embodiments, R₁ is:



wherein, independently for each occurrence:

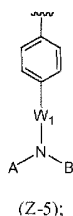
Y is CH or N providing that at least one Y is N;

R₁ is defined above; and

m is an integer from 0 to 4, inclusive.

[0137] In several embodiments, the ortho Y is N. In several embodiments, the meta Y is N. In several embodiments, the para Y is N. In several embodiments, R₁ is alkoxy, amino, hydroxy, or aliphatic. In several embodiments, m is 0. In several embodiments, m is 1. In several embodiments, m is 2. In several embodiments, m is 3. In several embodiments, m is 4. In several embodiments, the ortho Y is N and the meta and para Y are CH. In several embodiments, the meta Y is N and the ortho and para Y are CH. In several embodiments, the para Y is N and the ortho and meta Y are CH. In several embodiments, R₁ is alkoxy. In several embodiments, R₁ is methoxy. In several embodiments, the meta Y is N and the ortho and para Y are CH; R₁ is alkoxy, and m is 1. In several embodiments, the meta Y is N and the ortho and para Y are CH; R₁ is methoxy, and m is 1. In several embodiments, the meta Y is N and the ortho and para Y are CH; R₁ is methoxy and in the para position, and m is 1.

[0138] In several embodiments, R₁ is:



wherein:

W₁ is -C(O)-, -SO₂-, or -CH₂-;

each of A and B is independently H, an optionally substituted C₁₋₆ aliphatic, an optionally substituted C₃₋₈ cycloaliphatic; or

A and B, taken together, form an optionally substituted 3-7 membered heterocycloaliphatic ring.

[0139] In some embodiments, one R₁ that is attached to the 1- position of the isoquinoline ring is cycloaliphatic or heterocycloaliphatic, each optionally substituted with 1, 2, or 3 of R^D; wherein R^D is -Z^DR₉; wherein each Z^D is independently a bond or an optionally substituted branched or straight C₁₋₆ aliphatic chain wherein up to two carbon units of Z^D are optionally and independently replaced by -CO-, -CS-, -CONR^E-, -CONR^ENR^E-, -CO₂-, -OCO-, -NR^ECO₂-, -O-, -NR^ECONR^E-, -OCONR^E-, -NR^ENR^E-, -NR^ECO-, -S-, -SO-, -SO₂-, -NR^E-, -SO₂NR^E-, -NR^ESO₂-, or -NR^ESO₂NR^E-; each R₉ is independently R^E, halo, -OH, -NH₂, -NO₂, -CN, -CF₃, or -OCF₃; and each R^E is independently hydrogen, an optionally substituted C₁₋₈ aliphatic group, an optionally substituted cycloaliphatic, an optionally substituted heterocycloaliphatic, an optionally substituted aryl, or an optionally substituted heteroaryl.

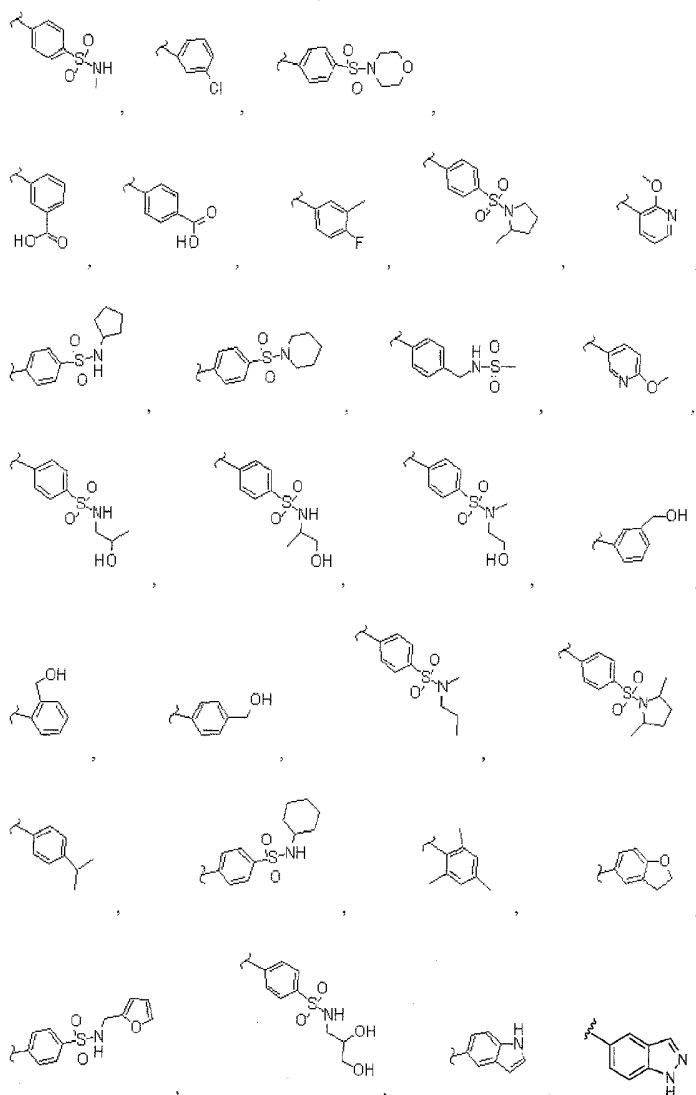
[0140] In several examples, one R₁ that is attached to the 1- position of the isoquinoline ring is an optionally substituted C₃-C₈ cycloaliphatic.

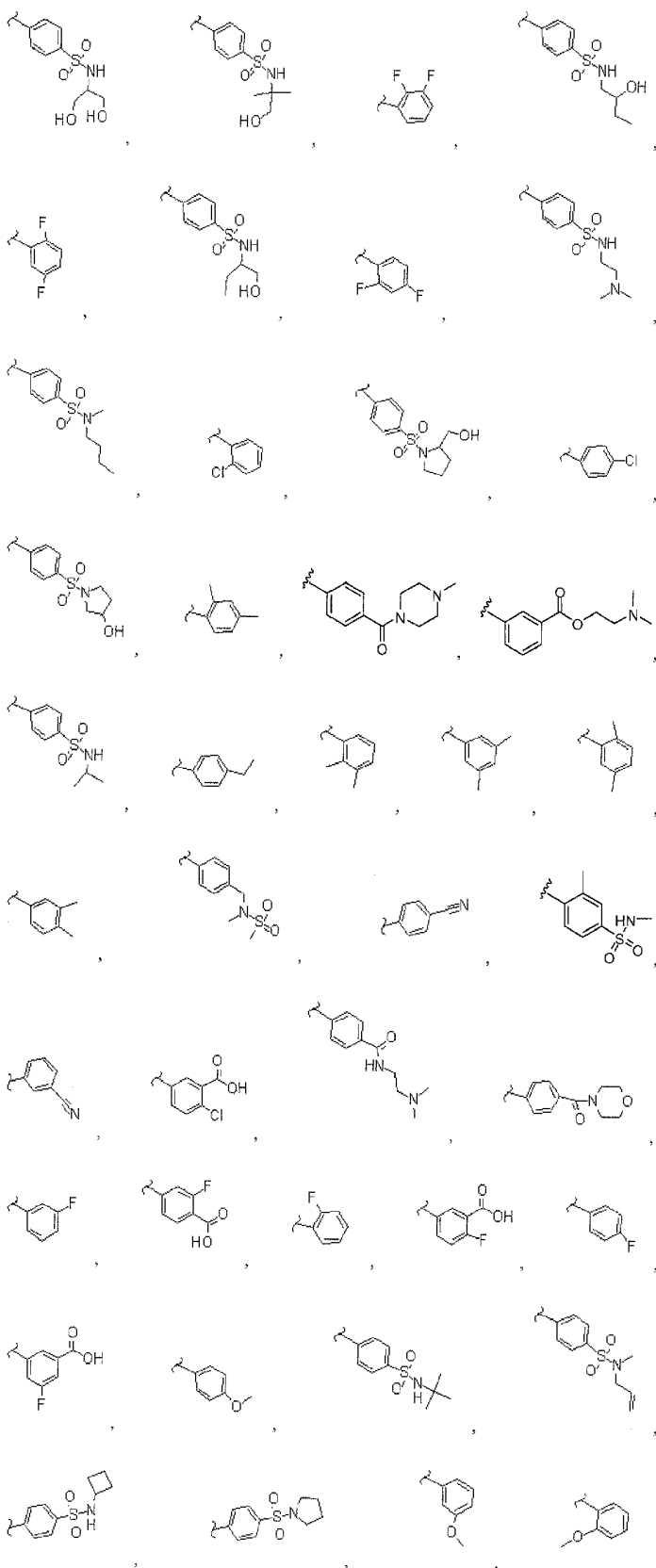
[0141] In some embodiments, one R₁ that is attached to the 1- position of the isoquinoline ring is an optionally substituted C₃-C₈ cycloalkyl or an optionally substituted C₃-C₈ cycloalkenyl.

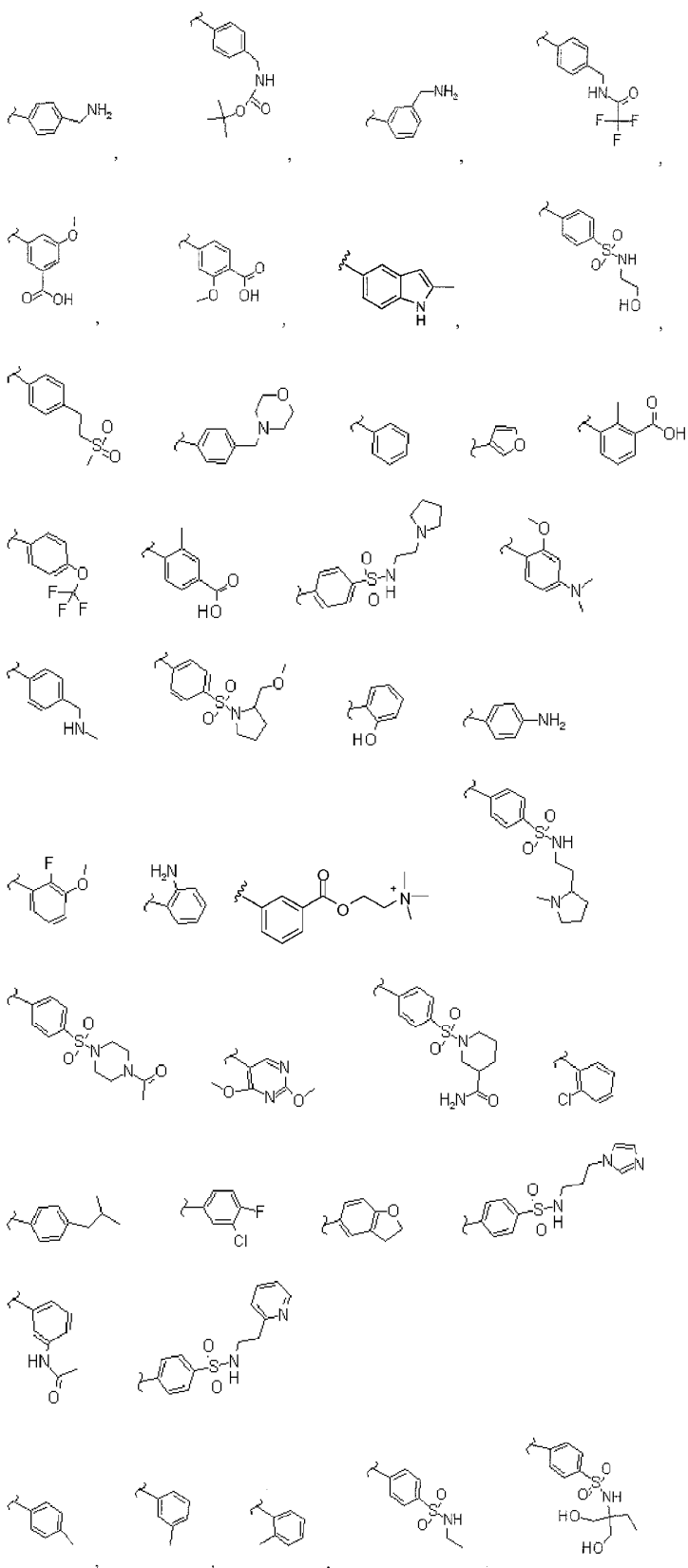
[0142] In several embodiments, one R₁ that is attached to the 1- position of the isoquinoline ring is C₃-C₈ cycloalkyl or C₃-C₈ cycloalkenyl. Examples of cycloalkyl and cycloalkenyl include cyclopropyl, cyclobutyl, cyclopentyl, cyclohexyl, cycloheptyl, cyclopentenyl, cyclohexenyl, and cycloheptenyl.

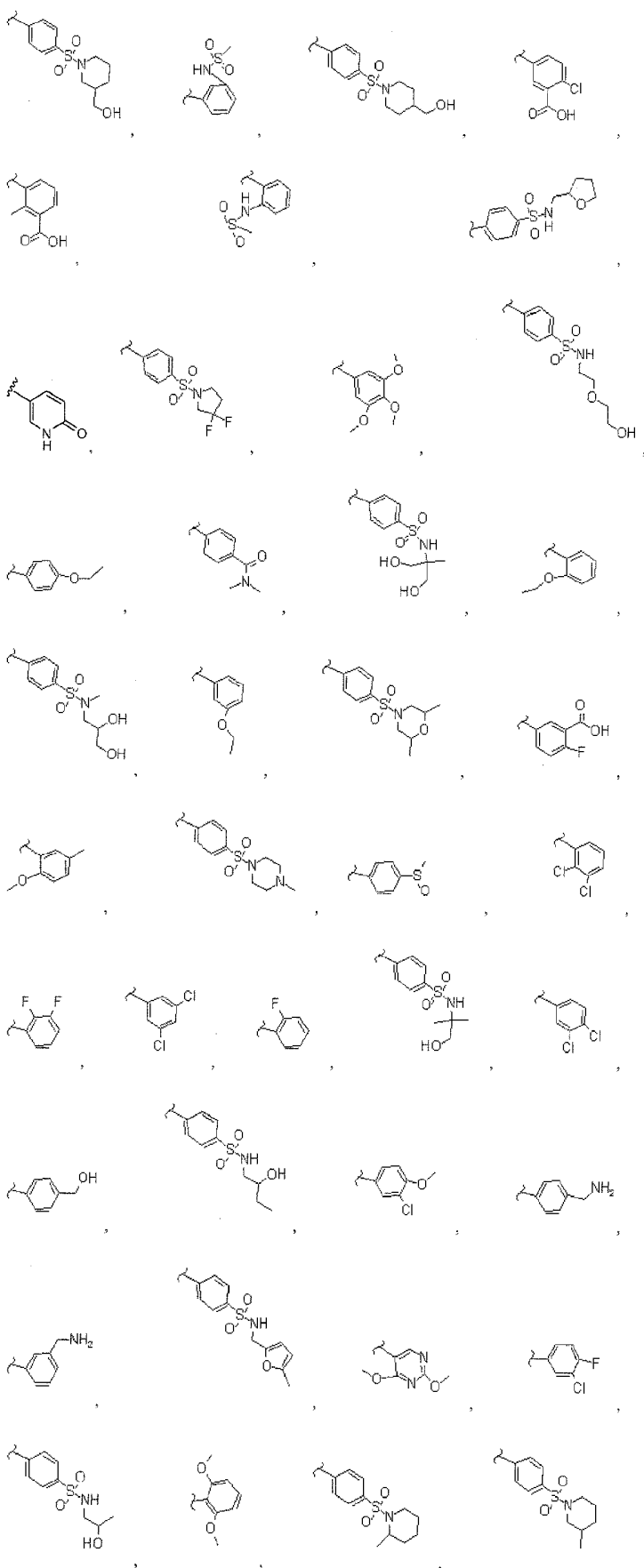
[0143] In some embodiments, one R₁ that is attached to the 1- position of the isoquinoline ring is an optionally substituted C₃-C₈ cycloaliphatic or an optionally substituted C₃-C₈ heterocycloaliphatic. In some embodiments, R₁ is an optionally substituted piperidine ring. In some embodiments, R₁ is an optionally substituted morpholine ring. In some embodiments, R₁ is an optionally substituted piperazine ring. In some embodiments, R₁ is an optionally substituted tetrahydro-2-pyrazinone ring.

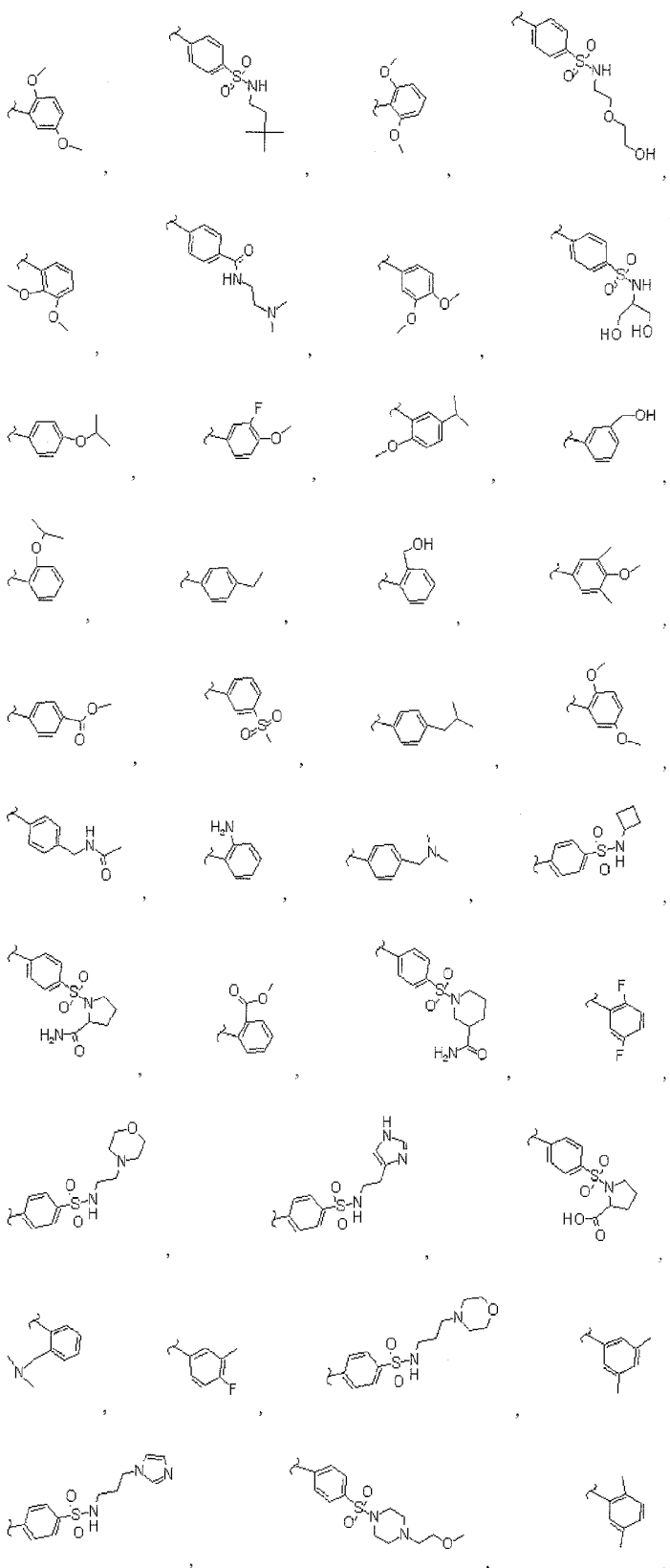
[0144] In some embodiments, R₁ is:

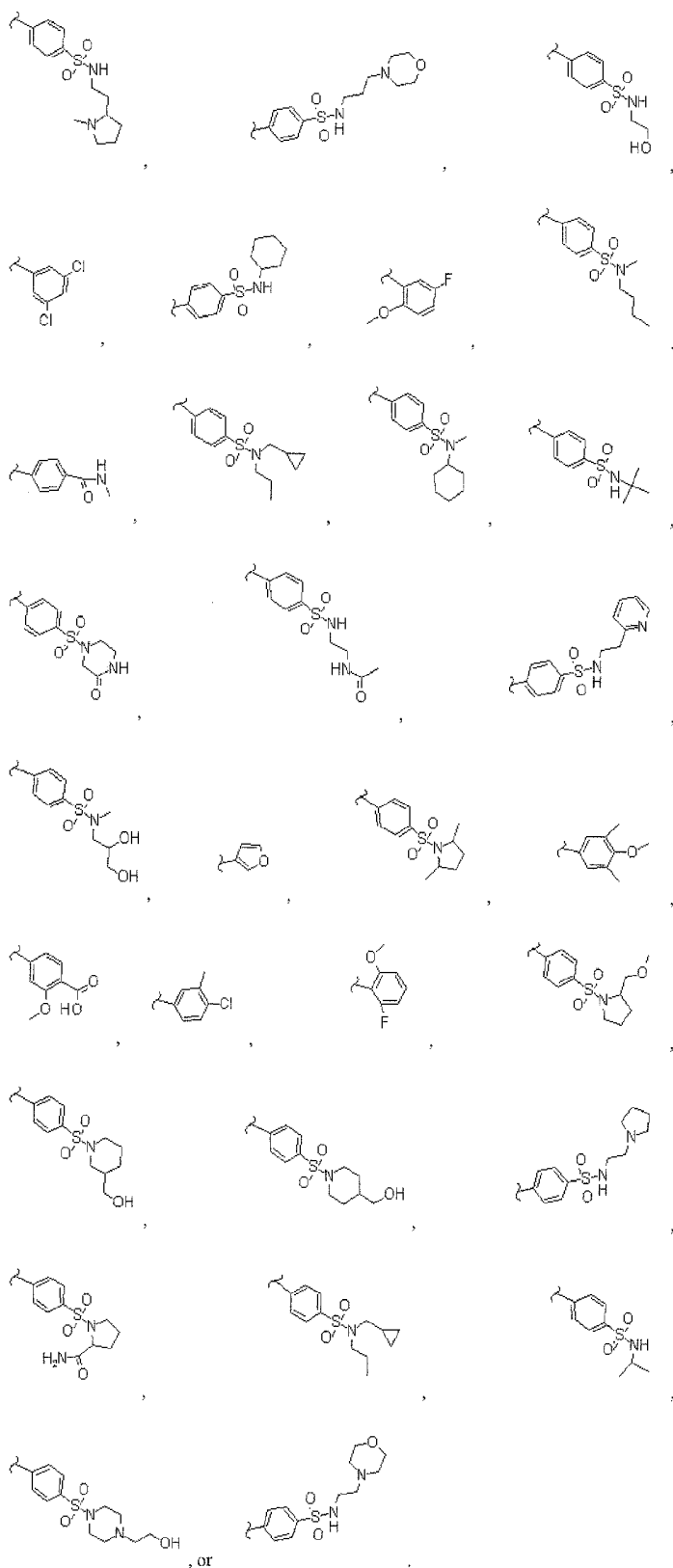




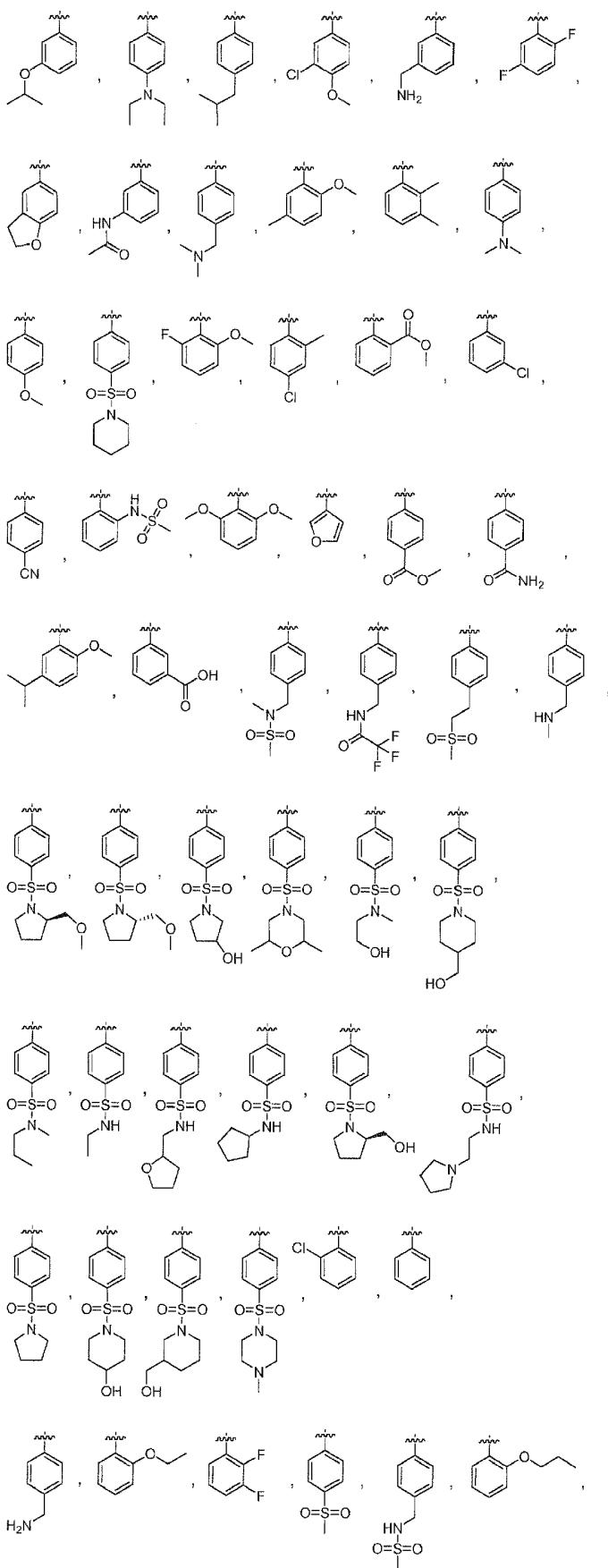


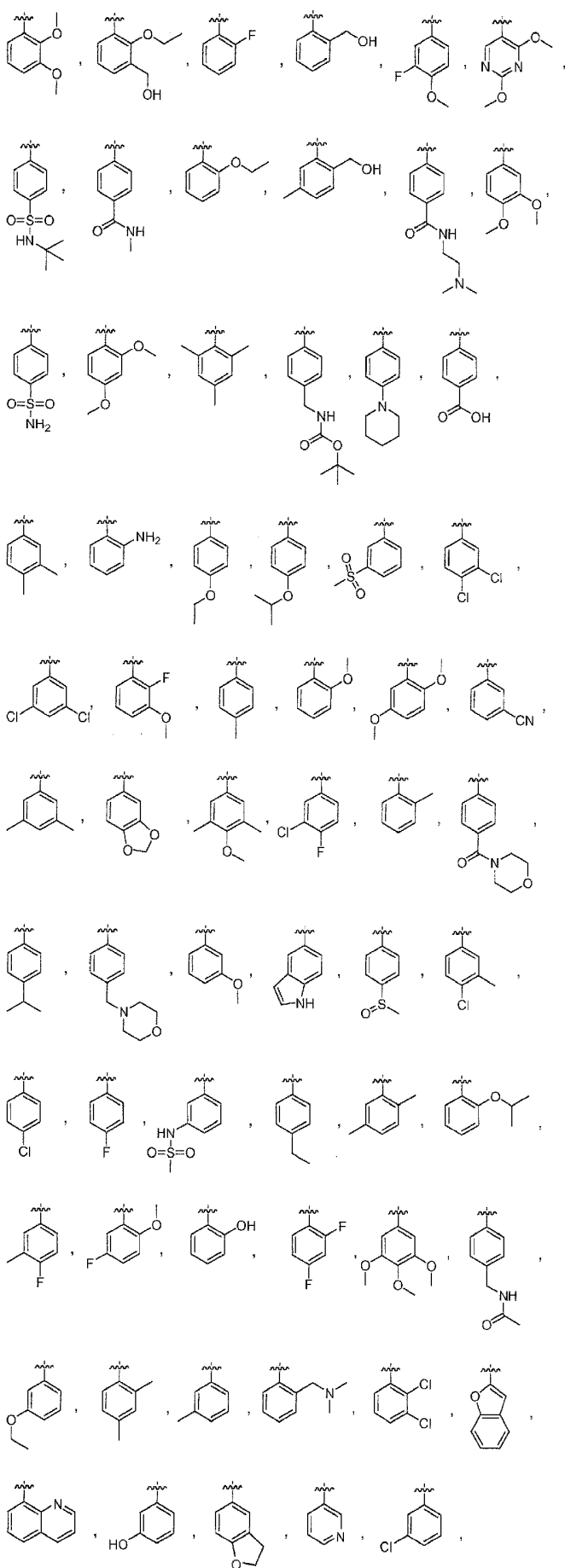


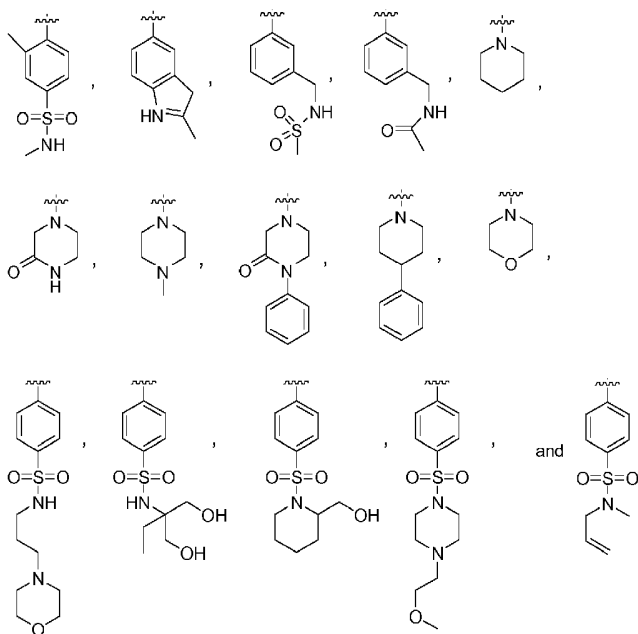




[0145] In several examples, R₁ is one selected from:







B. Substituent R₂

[0146] Each R₂ can be hydrogen. Each R₂ can be an optionally substituted C₁₋₆ aliphatic.

[0147] In several embodiments, R₂ is a C₁₋₆ aliphatic optionally substituted with 1, 2, or 3 halo, C₁₋₂ aliphatic, or alkoxy. In several examples, R₂ can be substituted methyl, ethyl, propyl, or butyl. In several examples, R₂ can be methyl, ethyl, propyl, or butyl.

[0148] In several embodiments, R₂ is hydrogen.

C. Substituents R₃ and R'₃

[0149] Each R₃ and R'₃ together with the carbon atom to which they are attached form a C₃₋₇ cycloaliphatic which is optionally substituted with 1, 2, or 3 substituents.

[0150] In several embodiments, R₃ and R'₃ together with the carbon atom to which they are attached form a C₃₋₇ cycloaliphatic which is optionally substituted with 1, 2, or 3 of -Z^BR₇, wherein each Z^B is independently a bond, or an optionally substituted branched or straight C₁₋₄ aliphatic chain wherein up to two carbon units of Z^B are optionally and independently replaced by -CO-, -CS-, -CONR^B-, -CONR^BNR^B-, -CO₂-, -OCO-, -NR^BCO₂-, -O-, -NR^BCONR^B-, -OCONR^B-, -NR^BNR^B-, -NR^BCO-, -S-, -SO-, -SO₂-, -NR^B-, -SO₂NR^B-, -NR^BSO₂-, or -NR^BSO₂NR^B-; each R₇ is independently R^B, halo, -OH, -NH₂, -NO₂, -CN, -CF₃, or -OCF₃; and each R^B is independently hydrogen, an optionally substituted C₁₋₈ aliphatic group, an optionally substituted cycloaliphatic, an optionally substituted heterocycloaliphatic, an optionally substituted aryl, or an optionally substituted heteroaryl.

[0151] In several embodiments, R₃ and R'₃ together with the carbon atom to which they are attached form a 3, 4, 5, or 6 membered cycloaliphatic that is optionally substituted with 1, 2, or 3 substituents. In several examples, R₃, R'₃, and the carbon atom to which they are attached form an optionally substituted cyclopropyl group. In several alternative examples, R₃, R'₃, and the carbon atom to which they are attached form an optionally substituted cyclobutyl group. In several other examples, R₃, R'₃, and the carbon atom to which they are attached form an optionally substituted cyclopentyl group. In other examples, R₃, R'₃, and the carbon atom to which they are attached form an optionally substituted cyclohexyl group. In more examples, R₃ and R'₃

together with the carbon atom to which they are attached form an unsubstituted cyclopropyl.

[0152] In some embodiments, R_3 and R'_3 together with the carbon atom to which they are attached form an unsubstituted C_{3-7} cycloaliphatic. In several examples, R_3 and R'_3 together with the carbon atom to which they are attached form an unsubstituted cyclopropyl, an unsubstituted cyclopentyl, or an unsubstituted cyclohexyl.

D. Substituent R_4

[0153] Each R_4 is an optionally substituted phenyl.

[0154] In several aspects, R_4 is an aryl having 6 to 10 members (e.g., 7 to 10 members) optionally substituted with 1, 2, or 3 substituents. Examples of R_4 include optionally substituted benzene, naphthalene, or indene. Or, examples of R_4 can be optionally substituted phenyl, optionally substituted naphthyl, or optionally substituted indenyl.

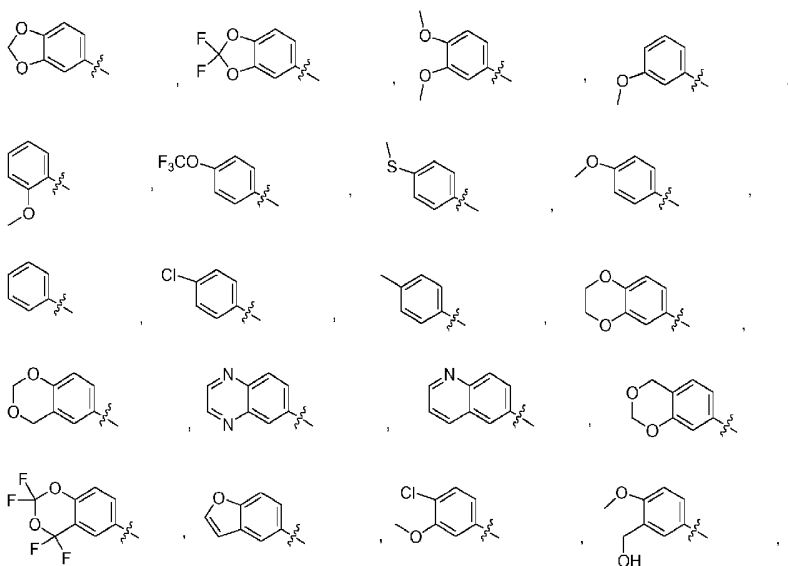
[0155] In several aspects, R_4 is an optionally substituted heteroaryl. Examples of R_4 include monocyclic and bicyclic heteroaryl, such a benzofused ring system in which the phenyl is fused with one or two 4-8 membered heterocycloaliphatic groups.

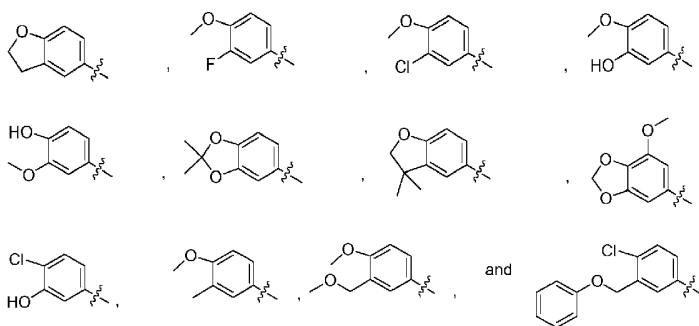
[0156] In some aspects, R_4 is an aryl or heteroaryl, each optionally substituted with 1, 2, or 3 of $-Z^C R_8$. In some aspects, R_4 is an aryl optionally substituted with 1, 2, or 3 of $-Z^C R_8$. In some aspects, R_4 is phenyl optionally substituted with 1, 2, or 3 of $-Z^C R_8$. Or, R_4 is a heteroaryl optionally substituted with 1, 2, or 3 of $-Z^C R_8$. Each Z^C is independently a bond or an optionally substituted branched or straight C_{1-6} aliphatic chain wherein up to two carbon units of Z^C are optionally and independently replaced by $-CO-$, $-CS-$, $-CONR^C-$, $-CONR^C NR^C-$, $-CO_2-$, $-OCO-$, $-NR^C CO_2-$, $-O-$, $-NR^C CONR^C-$, $-OCONR^C-$, $-NR^C NR^C-$, $-NR^C CO-$, $-S-$, $-SO-$, $-SO_2-$, $-NR^C-$, $-SO_2 NR^C-$, $-NR^C SO_2-$, or $-NR^C SO_2 NR^C-$.

[0157] Each R_8 is independently R^C , halo, $-OH$, $-NH_2$, $-NO_2$, $-CN$, $-CF_3$, or $-OCF_3$. Each R^C is independently hydrogen, an optionally substituted C_{1-8} aliphatic group, an optionally substituted cycloaliphatic, an optionally substituted heterocycloaliphatic, an optionally substituted aryl, or an optionally substituted heteroaryl.

[0158] In some aspects, two occurrences of $-Z^C R_8$, taken together with carbons to which they are attached, form a 4-8 membered saturated, partially saturated, or aromatic ring with up to 3 ring atoms independently selected from the group consisting of O, NH, NR^C , and S; wherein R^C is defined herein.

[0159] In several embodiments, R_4 is one selected from





E. Exemplary Compound Families

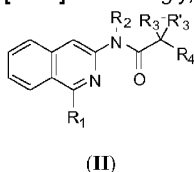
[0160] In several aspects, R₁ is an optionally substituted cyclic group that is attached to the core structure at the 1 position of the isoquinoline ring.

[0161] In several examples, R₁ is an optionally substituted aryl that is attached to the 1 position of the isoquinoline ring.

[0162] In more examples, R₁ is an optionally substituted heteroaryl that is attached to the 1 position of the isoquinoline ring.

[0163] In other embodiments, R₁ is an optionally substituted heterocycloaliphatic that is attached to the isoquinoline ring at the 1 position.

[0164] Accordingly, another aspect of the present invention provides compounds of formula (II):

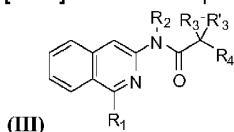


[0165] or a pharmaceutically acceptable salt thereof, wherein R₁, R₂, R₃, R'₃, and R₄ are defined in formula I.

[0166] In some embodiments, each R₁ is aryl or heteroaryl optionally substituted with 1, 2, or 3 of R^D, wherein R^D is -Z^DR_g, wherein each Z^D is independently a bond or an optionally substituted branched or straight C₁₋₆ aliphatic chain wherein up to two carbon units of Z^D are optionally and independently replaced by -CO-, -CS-, -CONR^E-, -CONR^ENR^E-, -CO₂-, -OCO-, -NR^ECO₂-, -O-, -NR^ECONR^E-, -OCONR^E-, -NR^ENR^E-, -NR^ECO-, -S-, -SO-, -SO₂-, -NR^E-, -SO₂NR^E-, -NR^ESO₂-, or -NR^ESO₂NR^E-; each R_g is independently R^E, halo, -OH, -NH₂, -NO₂, -CN, -CF₃, or -OCF₃; each R^E is independently hydrogen, an optionally substituted C₁₋₈ aliphatic group, an optionally substituted cycloaliphatic, an optionally substituted heterocycloaliphatic, an optionally substituted aryl, or an optionally substituted heteroaryl.

[0167] In some embodiment, each R₁ is heterocycloaliphatic optionally substituted with 1, 2, or 3 of R^D; wherein R^D is defined above.

[0168] In another aspect, the present invention includes compounds of formula (III):



or a pharmaceutically acceptable salt thereof, wherein R₂, R₃, R'₃, and R₄ are defined in formula I.

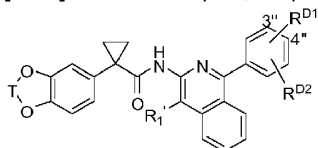
[0169] R^D is $-Z^D R_g$; wherein each Z^D is independently a bond or an optionally substituted branched or straight C_{1-6} aliphatic chain wherein up to two carbon units of Z^D are optionally and independently replaced by $-CO-$, $-CS-$, $-CONR^E-$, $-CONR^E NR^E-$, $-CO_2-$, $-OCO-$, $-NR^E CO_2-$, $-O-$, $-NR^E CONR^E-$, $-OCONR^E-$, $-NR^E NR^E-$, $-NR^E CO-$, $-S-$, $-SO-$, $-SO_2-$, $-NR^E-$, $-SO_2 NR^E-$, $-NR^E SO_2-$, or $-NR^E SO_2 NR^E-$.

[0170] R_g is independently R^E , halo, $-OH$, $-NH_2$, $-NO_2$, $-CN$, $-CF_3$, or $-OCF_3$.

[0171] Each R^E is independently hydrogen, an optionally substituted C_{1-8} aliphatic group, an optionally substituted cycloaliphatic, an optionally substituted heterocycloaliphatic, an optionally substituted aryl, or an optionally substituted heteroaryl.

[0172] In several embodiments, Z^D is independently a bond or is an optionally substituted branched or straight C_{1-6} aliphatic chain wherein one carbon unit of Z^D is optionally replaced by $-SO_2-$, $-CONR^E-$, $-NR^E SO_2-$, or $-SO_2 NR^E-$. For example, Z^D is an optionally substituted branched or straight C_{1-6} aliphatic chain wherein one carbon unit of Z^D is optionally replaced by $-SO_2-$. In other examples, R_g is an optionally substituted heteroaryl or an optionally substituted heterocycloaliphatic. In additional examples, R_g is an optionally substituted heterocycloaliphatic having 1-2 nitrogen atoms, and R_g attaches directly to $-SO_2-$ via a ring nitrogen.

[0173] In another aspect, the present invention includes compounds of formula IV:



(IV)

or a pharmaceutically acceptable salt thereof,
wherein:

T is an optionally substituted C_{1-2} aliphatic chain, wherein each of the carbon units is optionally and independently replaced by $-CO-$, $-CF_2-$, $-CS-$, $-COCO-$, $-SO_2-$, $-B(OH)-$, or $-B(O(C_{1-6} \text{ alkyl}))-$;

R_1' is hydrogen;

R^{D1} is attached to carbon 3'' or 4'';

each R^{D1} and R^{D2} is $-Z^D R_g$, wherein each Z^D is independently a bond or an optionally substituted branched or straight C_{1-6} aliphatic chain wherein up to two carbon units of Z^D are optionally and independently replaced by $-CO-$, $-CS-$, $-CONR^E-$, $-CONR^E NR^E-$, $-CO_2-$, $-OCO-$, $-NR^E CO_2-$, $-O-$, $-NR^E CONR^E-$, $-OCONR^E-$, $-NR^E NR^E-$, $-NR^E CO-$, $-S-$, $-SO-$, $-SO_2-$, $-NR^E-$, $-SO_2 NR^E-$, $-NR^E SO_2-$, or $-NR^E SO_2 NR^E-$;

R_g is independently R^E , halo, $-OH$, $-NH_2$, $-NO_2$, $-CN$, $-CF_3$, or $-OCF_3$;

or R^{D1} and R^{D2} , taken together with atoms to which they are attached, form a 3-8 membered saturated, partially unsaturated, or aromatic ring with up to 3 ring members independently selected from the group consisting of O, NH, NR^E , and S; and

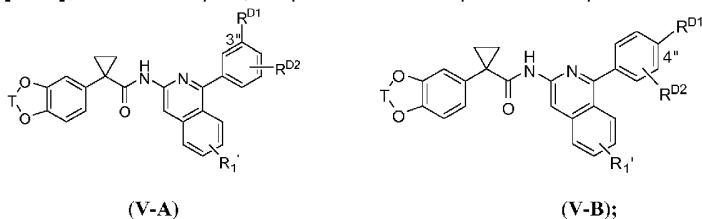
each R^E is independently hydrogen, an optionally substituted C_{1-8} aliphatic group, an optionally substituted cycloaliphatic, an optionally substituted heterocycloaliphatic, an optionally substituted aryl, or an optionally substituted heteroaryl.

[0174] In some embodiments, T is an optionally substituted $-CH_2-$. In some other embodiments, T is an optionally substituted $-CH_2CH_2-$. In some other embodiments, T is $-CF_2-$.

[0175] In some embodiments, T is optionally substituted by $-Z^E R_{10}$; wherein each Z^E is independently a bond or an optionally

6 aliphatic)₂, -C(O)(C₁₋₆ aliphatic), -C(O)O(C₁₋₆ aliphatic), -C(O)OH, -OC(O)O(C₁₋₆ aliphatic), -NHC(O)(C₁₋₆ aliphatic), -NHC(O)O(C₁₋₆ aliphatic), -N(C₁₋₆ aliphatic)C(O)O(C₁₋₆ aliphatic), -C(O)NH₂, and -C(O)N(C₁₋₆ aliphatic)₂. In several examples, R^{D2} is selected from the group consisting of H, C₁₋₆ aliphatic, halo, -CN, -NH₂, -CH₂NH₂, -OH, -O(C₁₋₆ aliphatic), -CH₂OH, -SO₂(C₁₋₆ aliphatic), -NH-SO₂(C₁₋₆ aliphatic), -C(O)O(C₁₋₆ aliphatic), -C(O)OH, -NHC(O)(C₁₋₆ aliphatic), -C(O)NH₂, -C(O)NH(C₁₋₆ aliphatic), and -C(O)N(C₁₋₆ aliphatic)₂. For examples, R^{D2} is selected from the group consisting of H, methyl, ethyl, n-propyl, i-propyl, t-butyl, F, Cl, CN, -NH₂, -CH₂NH₂, -OH, -OCH₃, -O-ethyl, -O-(i-propyl), -O-(n-propyl), -CH₂OH, -SO₂CH₃, -NH-SO₂CH₃, -C(O)OCH₃, -C(O)OCH₂CH₃, -C(O)OH, -NHC(O)CH₃, -C(O)NH₂, and -C(O)N(CH₃)₂. In one embodiment, R^{D2} is hydrogen. In another embodiment, R^{D2} is methyl. Or, R^{D2} is ethyl. Or, R^{D2} is F. Or, R^{D2} is Cl. Or, -OCH₃.

[0189] In another aspect, the present invention provides compounds of formula **V-A** or formula V-B:



wherein T, R^{D1}, R^{D2}, and R₁' are as defined above.

[0190] In one embodiment, T is $-\text{CH}_2-$, $-\text{CF}_2-$, or $-\text{C}(\text{CH}_3)_2-$.

[0191] R_1' is H.

[0192] In one embodiment, R^{D1} is Z^DR_g, wherein Z^D is selected from CONH, NHCO, SO₂NH, SO₂N(C₁₋₆ alkyl), NHSO₂, CH₂NHSO₂, CH₂N(CH₃)SO₂, CH₂NHCO, COO, SO₂, or CO. In one embodiment, R^{D1} is Z^DR_g, wherein Z^D is selected from CONH, SO₂NH, SO₂N(C₁₋₆ alkyl), CH₂NHSO₂, CH₂N(CH₃)SO₂, CH₂NHCO, COO, SO₂, or CO.

[0193] In one embodiment, Z^D is COO and R₉ is H. In one embodiment, Z^D is COO and R₉ is an optionally substituted straight or branched C₁₋₆ aliphatic. In one embodiment, Z^D is COO and R₉ is an optionally substituted straight or branched C₁₋₆ alkyl. In one embodiment, Z^D is COO and R₉ is C₁₋₆ alkyl. In one embodiment, Z^D is COO and R₉ is methyl.

[0194] In one embodiment, Z^D is CH₂O and R₉ is H. In one embodiment, Z^D is CH₂O and R₉ is an optionally substituted straight or branched C₁₋₆ aliphatic. In one embodiment, Z^D is CH₂O and R₉ is an optionally substituted straight or branched C₁₋₆ alkyl.

[0195] In one embodiment, Z^D is CONH and R₉ is H. In one embodiment, Z^D is CONH and R₉ is an optionally substituted straight or branched C₁₋₆ aliphatic. In one embodiment, Z^D is CONH and R₉ is straight or branched C₁₋₆ alkyl. In one embodiment, Z^D is CONH and R₉ is methyl. In one embodiment, Z^D is CONH and R₉ is an optionally substituted straight or branched C₁₋₆ alkyl. In one embodiment, In one embodiment, Z^D is CONH and R₉ is 2-(dimethylamino)-ethyl.

[0196] In some embodiments, Z^D is CO and R₉ is an optionally substituted cycloaliphatic. In some embodiments, Z^D is CO and R₉ is an optionally substituted heterocycloaliphatic. In some embodiments, Z^D is CO and R₉ is -N(C₂H₄)₂NH. In some embodiments, Z^D is CO and R₉ is -N(C₂H₄)₂NMe. In some embodiments, Z^D is CO and R₉ is -N(C₂H₄)₂O.

[0197] In some embodiments, Z^D is CH₂NHCO and R₉ is an optionally substituted straight or branched C₁₋₆ aliphatic or an optionally substituted alkoxy. In some embodiments, Z^D is CH₂NHCO and R₉ is straight or branched C₁₋₆ alkyl optionally substituted with halo, oxo, hydroxyl, or an optionally substituted group selected from aliphatic, cyclic, aryl, heteroaryl, alkoxy, amino, carboxyl, or carbonyl. In one embodiment, Z^D is CH₂NHCO and R₉ is methyl. In one embodiment, Z^D is CH₂NHCO and R₉ is CF₃. In one embodiment, Z^D is CH₂NHCO and R₉ is t-butoxy.

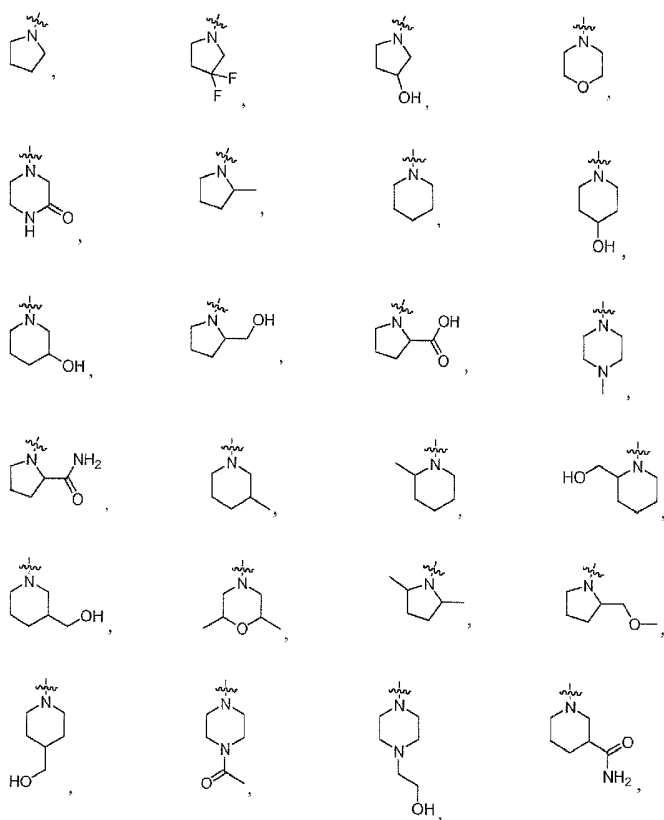
[0198] In one embodiment, Z^D is SO_2NH and R_9 is H. In some embodiments, Z^D is SO_2NH and R_9 is an optionally substituted straight or branched C_{1-6} aliphatic. In some embodiments, Z^D is SO_2NH and R_9 is straight or branched C_{1-6} alkyl optionally substituted with halo, oxo, hydroxyl, or an optionally substituted group selected from C_{1-6} aliphatic, 3-8 membered cyclic, C_6-10 aryl, 5-8 membered heteroaryl, alkoxy, amino, amido, carboxyl, or carbonyl. In one embodiment, Z^D is SO_2NH and R_9 is methyl. In one embodiment, Z^D is SO_2NH and R_9 is ethyl. In one embodiment, Z^D is SO_2NH and R_9 is *i*-propyl. In one embodiment, Z^D is SO_2NH and R_9 is *t*-butyl. In one embodiment, Z^D is SO_2NH and R_9 is 3,3-dimethylbutyl. In one embodiment, Z^D is SO_2NH and R_9 is $\text{CH}_2\text{CH}_2\text{OH}$. In one embodiment, Z^D is SO_2NH and R_9 is $\text{CH}(\text{CH}_3)\text{CH}_2\text{OH}$. In one embodiment, Z^D is SO_2NH and R_9 is $\text{CH}_2\text{CH}(\text{CH}_3)\text{OH}$. In one embodiment, Z^D is SO_2NH and R_9 is $\text{CH}(\text{CH}_2\text{OH})_2$. In one embodiment, Z^D is SO_2NH and R_9 is $\text{CH}_2\text{CH}(\text{OH})\text{CH}_2\text{OH}$. In one embodiment, Z^D is SO_2NH and R_9 is $\text{CH}_2\text{CH}(\text{OH})\text{CH}_2\text{CH}_3$. In one embodiment, Z^D is SO_2NH and R_9 is $\text{C}(\text{CH}_3)_2\text{CH}_2\text{OH}$. In one embodiment, Z^D is SO_2NH and R_9 is $\text{CH}(\text{CH}_2\text{CH}_3)\text{CH}_2\text{OH}$. In one embodiment, Z^D is SO_2NH and R_9 is $\text{CH}_2\text{CH}_2\text{OCH}_2\text{CH}_2\text{OH}$. In one embodiment, Z^D is SO_2NH and R_9 is $\text{C}(\text{CH}_3)(\text{CH}_2\text{OH})_2$. In one embodiment, Z^D is SO_2NH and R_9 is $\text{CH}_2\text{CH}(\text{OH})\text{CH}_2\text{C}(\text{O})\text{OH}$. In one embodiment, Z^D is SO_2NH and R_9 is $\text{CH}_2\text{CH}_2\text{N}(\text{CH}_3)_2$. In one embodiment, Z^D is SO_2NH and R_9 is $\text{CH}_2\text{CH}_2\text{NHC}(\text{O})\text{CH}_3$. In one embodiment, Z^D is SO_2NH and R_9 is $\text{CH}(\text{CH}(\text{CH}_3)_2)\text{CH}_2\text{OH}$. In one embodiment, Z^D is SO_2NH and R_9 is $\text{CH}(\text{CH}_2\text{CH}_2\text{CH}_3)\text{CH}_2\text{OH}$. In one embodiment, Z^D is SO_2NH and R_9 is 1-tetrahydrofuryl-methyl. In one embodiment, Z^D is SO_2NH and R_9 is furylmethyl. In one embodiment, Z^D is SO_2NH and R_9 is (5-methylfuryl)-methyl. In one embodiment, Z^D is SO_2NH and R_9 is 2-pyrrolidinylethyl. In one embodiment, Z^D is SO_2NH and R_9 is 2-(1-methylpyrrolidinyl)-ethyl. In one embodiment, Z^D is SO_2NH and R_9 is 2-(4-morpholinyl)-ethyl. In one embodiment, Z^D is SO_2NH and R_9 is 3-(4-morpholinyl)-propyl. In one embodiment, Z^D is SO_2NH and R_9 is $\text{C}(\text{CH}_2\text{CH}_3)(\text{CH}_2\text{OH})_2$. In one embodiment, Z^D is SO_2NH and R_9 is 2-(1*H*-imidazol-4-yl)ethyl. In one embodiment, Z^D is SO_2NH and R_9 is 3-(1*H*-imidazol-1-yl)-propyl. In one embodiment, Z^D is SO_2NH and R_9 is 2-(2-pyridinyl)-ethyl.

[0199] In some embodiment, Z^D is SO_2NH and R_9 is an optionally substituted C_{1-6} cycloaliphatic. In several examples, Z^D is SO_2NH and R_9 is an optionally substituted C_{1-6} cycloalkyl. In several examples, Z^D is SO_2NH and R_9 is C_{1-6} cycloalkyl. In one embodiment, Z^D is SO_2NH and R_9 is cyclobutyl. In one embodiment, Z^D is SO_2NH and R_9 is cyclopentyl. In one embodiment, Z^D is SO_2NH and R_9 is cyclohexyl.

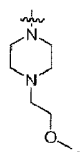
[0200] In some embodiments, Z^D is $\text{SO}_2\text{N}(\text{C}_{1-6} \text{ alkyl})$ and R_9 is an optionally substituted straight or branched C_{1-6} aliphatic or an optionally substituted cycloaliphatic. In some embodiments, Z^D is $\text{SO}_2\text{N}(\text{C}_{1-6} \text{ alkyl})$ and R_9 is an optionally substituted straight or branched C_{1-6} aliphatic. In some embodiments, Z^D is $\text{SO}_2\text{N}(\text{C}_{1-6} \text{ alkyl})$ and R_9 is an optionally substituted straight or branched C_{1-6} alkyl or an optionally substituted straight or branched C_{1-6} alkenyl. In one embodiment, Z^D is $\text{SO}_2\text{N}(\text{CH}_3)$ and R_9 is methyl. In one embodiment, Z^D is $\text{SO}_2\text{N}(\text{CH}_3)$ and R_9 is *n*-propyl. In one embodiment, Z^D is $\text{SO}_2\text{N}(\text{CH}_3)$ and R_9 is *n*-butyl. In one embodiment, Z^D is $\text{SO}_2\text{N}(\text{CH}_3)$ and R_9 is cyclohexyl. In one embodiment, Z^D is $\text{SO}_2\text{N}(\text{CH}_3)$ and R_9 is allyl. In one embodiment, Z^D is $\text{SO}_2\text{N}(\text{CH}_3)$ and R_9 is $\text{CH}_2\text{CH}_2\text{OH}$. In one embodiment, Z^D is $\text{SO}_2\text{N}(\text{CH}_3)$ and R_9 is $\text{CH}_2\text{CH}(\text{OH})\text{CH}_2\text{OH}$. In one embodiment, Z^D is $\text{SO}_2\text{N}(\text{CH}_2\text{CH}_2\text{CH}_3)$ and R_9 is cyclopropylmethyl.

[0201] In one embodiment, Z^D is CH_2NHSO_2 and R_9 is methyl. In one embodiment, Z^D is $\text{CH}_2\text{N}(\text{CH}_3)\text{SO}_2$ and R_9 is methyl.

[0202] In some embodiments, Z^D is SO_2 and R_9 is an optionally substituted C_{1-6} straight or branched aliphatic or an optionally substituted 3-8 membered heterocyclic, having 1, 2, or 3 ring members selected from the group consisting of nitrogen, oxygen, sulfur, SO, or SO_2 . In some embodiments, Z^D is SO_2 and R_9 is straight or branched C_{1-6} alkyl or 3-8 membered heterocycloaliphatic each of which is optionally substituted with 1, 2, or 3 of oxo, halo, hydroxyl, or an optionally substituted group selected from C_{1-6} aliphatic, carbonyl, amino, and carboxy. In one embodiment, Z^D is SO_2 and R_9 is methyl. In some embodiments, Z^D is SO_2 and examples of R_9 include

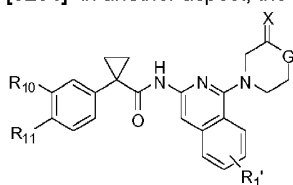


And



[0203] In some embodiments, R^{D2} is H, hydroxyl, halo, C_{1-6} alkyl, C_{1-6} alkoxy, C_{3-6} cycloalkyl, or NH_2 . In several examples, R^{D2} is H, halo, C_{1-4} alkyl, or C_{1-4} alkoxy. Examples of R^{D2} include H, F, Cl, methyl, ethyl, and methoxy.

[0204] In another aspect, the present invention provides compounds of formula **VI**:



(VI)

wherein G is $-O-$, $-CHR_g-$, or $-NR_g-$;

X is O or H;

R_{10} and R_{11} are independently H, an optionally substituted C_{1-6} aliphatic, an optionally substituted aryl, an optionally substituted heteroaryl, an optionally substituted C_{3-10} cycloaliphatic, an optionally substituted 3 to 10 membered heterocycloaliphatic, carboxy [e.g., hydroxycarbonyl or alkoxy carbonyl], amido [e.g., aminocarbonyl], amino, halo, alkoxy, cyano, or hydroxy; or R_{10} and R_{11} taken together form



and

R₉, T, and R₁₁' are defined above.

[0205] R₁₁' is H.

[0206] In some embodiments, G is -O-. In some embodiments, G is -CHR₉-. In some embodiments, G is -NR₉-. In some embodiments, X is O. In some embodiments, X is H,H. In some embodiments, R₉ is aliphatic. In some embodiments, R₉ is aryl. In some embodiments, R₉ is H. In some embodiments, R₁₁ is hydroxy, amino, or alkoxy. In some embodiments R₁₀ is H. In some embodiments, R₁₀ and R₁₁ taken together form



[0207] In some embodiments, G is -O- and X is H,H. In some embodiments, G is -CHR₉- and R₉ is aryl. In some embodiments, G is -NR₉- and R₉ is aliphatic. In some embodiments, G is -NR₉- and R₉ is aryl. In some embodiments, G is -NR₉- and R₉ is H. In some embodiments, G is -CHR₉-, R₉ is aryl, and X is H,H. In some embodiments, G is -NR₉-, R₉ is aliphatic, and X is H,H. In some embodiments, G is -NR₉-, R₉ is aryl, and X is O. In some embodiments, G is -NR₉-, R₉ is H, and X is O. In some embodiments, G is -CHR₉-, R₉ is aryl, X is H,H, R₁₁ is alkoxy, and R₁₀ is H. In some embodiments, G is -NR₉-, R₉ is aliphatic, X is H,H, R₁₁ is alkoxy, and R₁₀ is H. In some embodiments, G is -NR₉-, R₉ is aryl, X is O, R₁₁ is alkoxy, and R₁₀ is H. In some embodiments, G is -NR₉-, R₉ is H, X is O, R₁₁ is alkoxy, and R₁₀ is H.

[0208] In some embodiments, R₉ is methyl. In some embodiments, R₉ is phenyl. In some embodiments, G is -NR₉-, R₉ is methyl, and X is H,H. In some embodiments, G is -NR₉-, R₉ is phenyl, and X is O. In some embodiments, G is -CHR₉-, R₉ is phenyl, and X is H,H. In some embodiments, G is -NR₉-, R₉ is H, and X is O. In some embodiments, G is -NR₉-, R₉ is methyl, X is H,H, R₁₁ is methoxy, and R₁₀ is H. In some embodiments, G is -NR₉-, R₉ is phenyl, X is O, R₁₁ is methoxy, and R₁₀ is H. In some embodiments, G is -CHR₉-, R₉ is phenyl, X is H,H, R₁₁ is methoxy, and R₁₀ is H. In some embodiments, G is -NR₉-, R₉ is H, X is O, R₁₁ is methoxy, and R₁₀ is H.

[0209] In some embodiments, G is -CHR₉-, R₉ is aryl, X is H,H, and R₁₀ and R₁₁ taken together form



In some embodiments, G is -NR₉-, R₉ is aliphatic, X is H,H, and R₁₀ and R₁₁ taken together form



In some embodiments, G is -NR₉-, R₉ is aryl, X is O, and R₁₀ and R₁₁ taken together form



In some embodiments, G is -NR₉-, R₉ is H, X is O, and R₁₀ and R₁₁ taken together form



[0210] In some embodiments, G is -NR₉-, R₉ is methyl, X is H,H, and R₁₀ and R₁₁ taken together form



wherein T is -CH₂-, -CF₂-, or -C(CH₃)₂-. In some embodiments, G is -NR₉-, R₉ is phenyl, X is O, and R₁₀ and R₁₁ taken together form



wherein T is -CH₂-, -CF₂-, or -C(CH₃)₂-. In some embodiments, G is -CHR₉-, R₉ is phenyl, X is H,H, and R₁₀ and R₁₁ taken together form

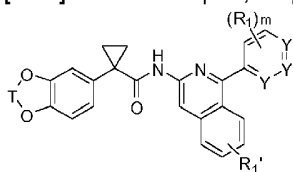


wherein T is -CH₂-, -CF₂-, or -C(CH₃)₂-. In some embodiments, G is -NR₉-, R₉ is H, X is O, and R₁₀ and R₁₁ taken together form



wherein T is -CH₂-, -CF₂-, or -C(CH₃)₂-.

[0211] In another aspect, the present invention provides compounds of formula VII:



(VII)

wherein Y is CH or N providing that at least one Y is N; m is an integer from 0 to 4 inclusive, and T, R₁, R₁' are defined above.

[0212] In some embodiments, T is -CH₂-, -CF₂-, or -C(CH₃)₂-.

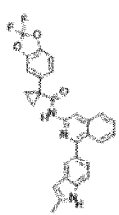
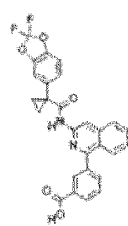
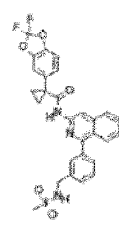
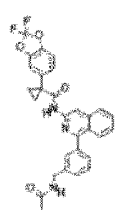
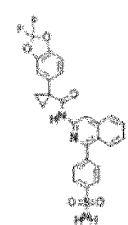
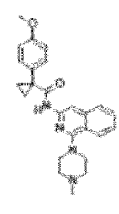
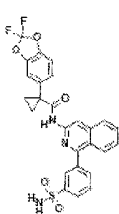
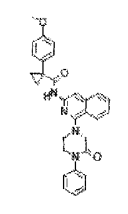
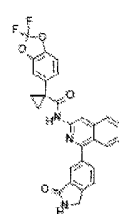
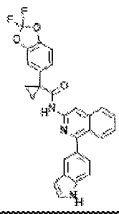
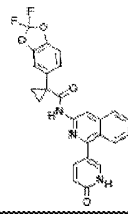
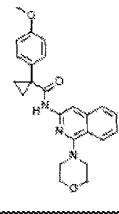
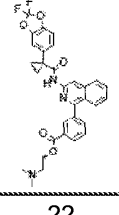
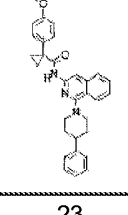
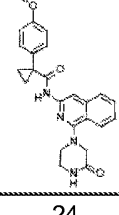
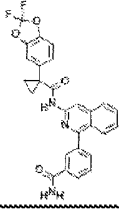
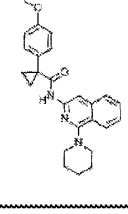
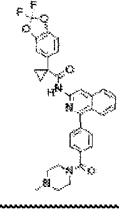
[0213] R₁' is H.

[0214] In some embodiments, the ortho Y is N. In some embodiments, the meta Y is N. In some embodiments, the para Y is N. In some embodiments, R₁ is alkoxy, amino, hydroxy, or aliphatic. In some embodiments, m is 0. In some embodiments, m is 1. In some embodiments, m is 2. In some embodiments, m is 3. In some embodiments, m is 4. In some embodiments, the ortho Y is N and the meta and para Y are CH. In some embodiments, the meta Y is N and the ortho and para Y are CH. In some embodiments, the para Y is N and the ortho and meta Y are CH. In some embodiments, R₁ is alkoxy. In some embodiments, R₁ is methoxy. In some embodiments, the meta Y is N and the ortho and para Y are CH; R₁ is alkoxy, and m is 1. In some embodiments, the meta Y is N and the ortho and para Y are CH; R₁ is methoxy, and m is 1. In some embodiments, the meta Y is N and the ortho and para Y are CH; R₁ is methoxy and in the para position, and m is 1.

[0215] Exemplary compounds of the present invention include, but are not limited to, those illustrated in below.

Table 1:

1	2	3
4	6	
7	8	9

		
10	11	12
		
13	14	15
		
16	17	18
		
19	20	21
		
22	23	24
		
25	26	27

28		

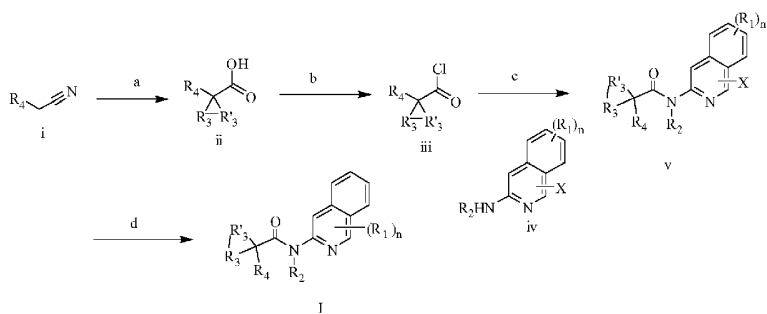
[0216] Also disclosed herein is compound 5:

5

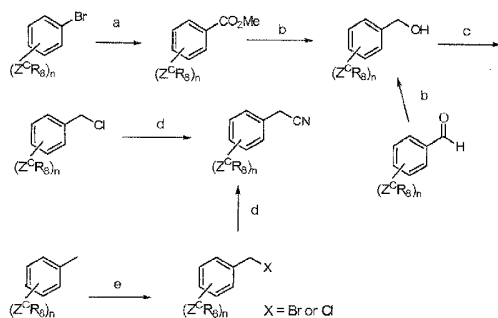
SYNTHETIC SCHEMES

[0217] Compounds of the invention may be prepared by known methods or as illustrated in the examples. In one instance wherein R_1 is aryl or heteroaryl, the compounds of the invention may be prepared as illustrated in Scheme I.

Scheme I



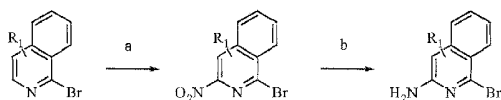
Scheme II



a) $\text{Pd(PPh}_3)_4$, CO, MeOH; b) LiAlH_4 , THF; c) SOCl_2 ; d) NaCN; e) NBS or NCS, AIBN, CX_4 (X = Br or Cl).

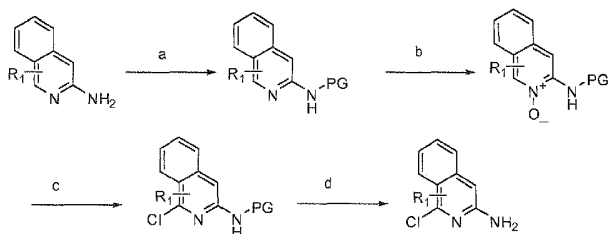
a) 50% NaOH, X-R₃-R'₃-Y, BTEAC; X, Y= leaving group; b) SOCl_2 , DMF; c) pyridine or Et_3N , DCM; d) $\text{R}_1\text{-B(OR)}_2$, Pd(dppf)Cl_2 , K_2CO_3 , DMF, H_2O or $\text{Pd(PPh}_3)_4$, base (K_2CO_3 , Na_2CO_3 , etc.), DME.

Scheme III



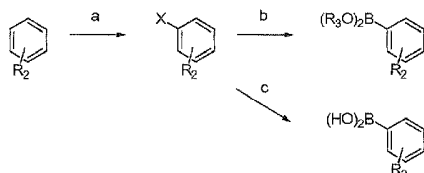
a) HNO_3 , H_2SO_4 ; b) SnCl_2 , EtOH.

Scheme IV



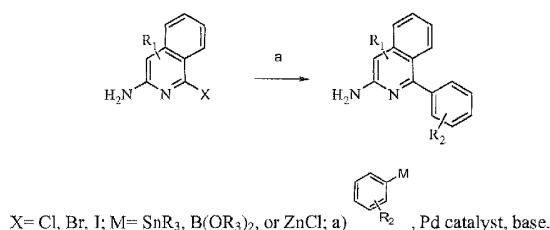
PG= protecting group; a) PG= COR: RCOCl , Et_3N ; b) H_2O_2 / AcOH , CH_3ReO_3 / H_2O_2 , or $m\text{CPBA}$; c) POCl_3 , Et_3N ; d) acid or basic de-protection conditions such as 6N HCl or 1N NaOH.

Scheme V

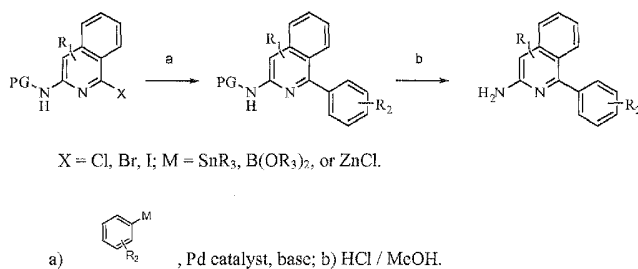


X= Cl, Br, I; a) Fe, Br₂ or CuBr / HBr; b) $(\text{R}_3\text{O})_2\text{B-B(OR}_3)_2$, Pd(dppf)Cl_2 , KOAc, DMF or DMSO; c) $n\text{-BuLi}$; $\text{B(O}^i\text{Pr)}_3$, THF.

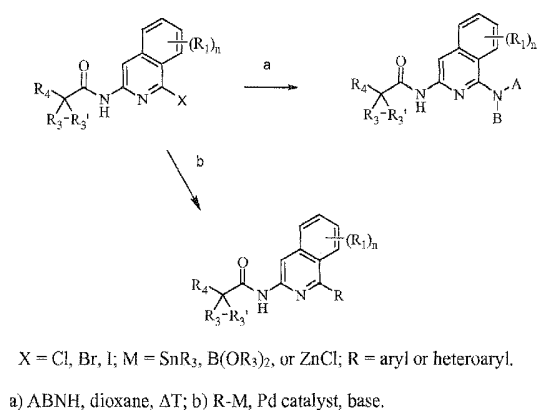
Scheme VI



Scheme VII

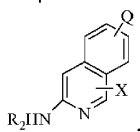


Scheme VIII



[0218] Referring to Scheme I, a nitrile of formula i is alkylated (step a) with a dihalo-aliphatic in the presence of a base such as, for example, 50% sodium hydroxide and, optionally, a phase transfer reagent such as, for example, benzyltriethylammonium chloride (BTEAC), to produce the corresponding alkylated nitrile (not shown) which on hydrolysis produces the acid ii. Compounds of formula ii are converted to the acid chloride iii with a suitable reagent such as, for example, thionyl chloride/DMF. Reaction of the acid chloride iii with an aminopyridine, wherein X is a halo, of formula iv (step c) produces the amide of formula v. Reaction of the amide v with an optionally substituted boronic acid derivative (step d) in the presence of a catalyst such as, for example, palladium acetate or dichloro-[1,1-bis(diphenylphosphino) ferrocene] palladium(II) (Pd(dppf)Cl_2), provides compounds of the invention wherein R_1 is aryl, heteroaryl, or cycloalkenyl. The boronic acid derivatives vi are commercially available or may be prepared by known methods such as reaction of an aryl bromide with a diborane ester in the presence of a coupling reagent such as, for example, palladium acetate as described in the examples.

[0219] In another instance where one R_1 is aryl and another R_1 is an aliphatic, alkoxy, cycloaliphatic, or heterocycloaliphatic, compounds of the invention can be prepared as described in steps a, b, and c of Scheme I using an appropriately substituted isoquinoline such as



where X is halo and Q is C₁₋₆ aliphatic, aryl, heteroaryl, or 3 to 10 membered cycloaliphatic or heterocycloaliphatic as a substitute for the aminopyridine of formula iv.

FORMULATIONS, ADMINISTRATIONS, AND USES

Pharmaceutically acceptable compositions

[0220] Accordingly, in another aspect of the present invention, pharmaceutically acceptable compositions are provided, wherein these compositions comprise any of the compounds as described herein, and optionally comprise a pharmaceutically acceptable carrier, adjuvant or vehicle. In certain embodiments, these compositions optionally further comprise one or more additional therapeutic agents.

[0221] It will also be appreciated that certain of the compounds of present invention can exist in free form for treatment, or where appropriate, as a pharmaceutically acceptable derivative or a prodrug thereof. According to the present invention, a pharmaceutically acceptable derivative or a prodrug includes, but is not limited to, pharmaceutically acceptable salts, esters, salts of such esters, or any other adduct or derivative which upon administration to a patient in need is capable of providing, directly or indirectly, a compound as otherwise described herein, or a metabolite or residue thereof.

[0222] As used herein, the term "pharmaceutically acceptable salt" refers to those salts which are, within the scope of sound medical judgment, suitable for use in contact with the tissues of humans and lower animals without undue toxicity, irritation, allergic response and the like, and are commensurate with a reasonable benefit/risk ratio. A "pharmaceutically acceptable salt" means any non-toxic salt or salt of an ester of a compound of this invention that, upon administration to a recipient, is capable of providing, either directly or indirectly, a compound of this invention or an inhibitorily active metabolite or residue thereof.

[0223] Pharmaceutically acceptable salts are well known in the art. For example, S. M. Berge, et al. describe pharmaceutically acceptable salts in detail in J. Pharmaceutical Sciences, 1977, 66, 1-19. Pharmaceutically acceptable salts of the compounds of this invention include those derived from suitable inorganic and organic acids and bases. Examples of pharmaceutically acceptable, nontoxic acid addition salts are salts of an amino group formed with inorganic acids such as hydrochloric acid, hydrobromic acid, phosphoric acid, sulfuric acid and perchloric acid or with organic acids such as acetic acid, oxalic acid, maleic acid, tartaric acid, citric acid, succinic acid or malonic acid or by using other methods used in the art such as ion exchange. Other pharmaceutically acceptable salts include adipate, alginate, ascorbate, aspartate, benzenesulfonate, benzoate, bisulfate, borate, butyrate, camphorate, camphorsulfonate, citrate, cyclopentanepropionate, digluconate, dodecylsulfate, ethanesulfonate, formate, fumarate, glucoheptonate, glycerophosphate, gluconate, hemisulfate, heptanoate, hexanoate, hydroiodide, 2-hydroxy-ethanesulfonate, lactobionate, lactate, laurate, lauryl sulfate, malate, maleate, malonate, methanesulfonate, 2-naphthalenesulfonate, nicotinate, nitrate, oleate, oxalate, palmitate, pamoate, pectinate, persulfate, 3-phenylpropionate, phosphate, picrate, pivalate, propionate, stearate, succinate, sulfate, tartrate, thiocyanate, p-toluenesulfonate, undecanoate, valerate salts, and the like. Salts derived from appropriate bases include alkali metal, alkaline earth metal, ammonium and N⁺(C₁₋₄alkyl)₄ salts. This invention also envisions the quaternization of any basic nitrogen-containing groups of the compounds disclosed herein. Water or oil-soluble or dispersible products may be obtained by such quaternization. Representative alkali or alkaline earth metal salts include sodium, lithium, potassium, calcium, magnesium, and the like. Further pharmaceutically acceptable salts include, when appropriate, nontoxic ammonium, quaternary ammonium, and amine cations formed using counterions such as halide, hydroxide, carboxylate, sulfate, phosphate, nitrate, loweralkyl sulfonate and aryl sulfonate.

[0224] As described above, the pharmaceutically acceptable compositions of the present invention additionally comprise a pharmaceutically acceptable carrier, adjuvant, or vehicle, which, as used herein, includes any and all solvents, diluents, or other liquid vehicle, dispersion or suspension aids, surface active agents, isotonic agents, thickening or emulsifying agents, preservatives, solid binders, lubricants and the like, as suited to the particular dosage form desired. Remington: The Science and Practice of Pharmacy, 21st edition, 2005, ed. D.B. Troy, Lippincott Williams & Wilkins, Philadelphia, and Encyclopedia of Pharmaceutical Technology, eds. J. Swarbrick and J. C. Boylan, 1988-1999, Marcel Dekker, New York, disclose various carriers used in formulating pharmaceutically acceptable compositions and known techniques for the preparation thereof. Except insofar as any conventional carrier medium is incompatible with the compounds of the invention, such as by producing any undesirable biological effect or otherwise interacting in a deleterious manner with any other component(s) of the pharmaceutically acceptable composition, its use is contemplated to be within the scope of this invention. Some examples of materials which can serve as pharmaceutically acceptable carriers include, but are not limited to, ion exchangers, alumina, aluminum stearate, lecithin, serum

proteins, such as human serum albumin, buffer substances such as phosphates, glycine, sorbic acid, or potassium sorbate, partial glyceride mixtures of saturated vegetable fatty acids, water, salts or electrolytes, such as protamine sulfate, disodium hydrogen phosphate, potassium hydrogen phosphate, sodium chloride, zinc salts, colloidal silica, magnesium trisilicate, polyvinyl pyrrolidone, polyacrylates, waxes, polyethylene-polyoxypropylene-block polymers, wool fat, sugars such as lactose, glucose and sucrose; starches such as corn starch and potato starch; cellulose and its derivatives such as sodium carboxymethyl cellulose, ethyl cellulose and cellulose acetate; powdered tragacanth; malt; gelatin; talc; excipients such as cocoa butter and suppository waxes; oils such as peanut oil, cottonseed oil; safflower oil; sesame oil; olive oil; corn oil and soybean oil; glycols; such as propylene glycol or polyethylene glycol; esters such as ethyl oleate and ethyl laurate; agar; buffering agents such as magnesium hydroxide and aluminum hydroxide; alginic acid; pyrogen-free water; isotonic saline; Ringer's solution; ethyl alcohol, and phosphate buffer solutions, as well as other non-toxic compatible lubricants such as sodium lauryl sulfate and magnesium stearate, as well as coloring agents, releasing agents, coating agents, sweetening, flavoring and perfuming agents, preservatives and antioxidants can also be present in the composition, according to the judgment of the formulator.

Uses of compounds and pharmaceutically acceptable compositions

[0225] In yet another aspect, the present invention provides a compound of formulae (I, II, III, IV, V-A, V-B, VI, and VII or sub-classes thereof) for use in a method of treating a condition, disease, or disorder implicated by ABC transporter activity. In certain embodiments, the present invention provides a compounds of formulae (I, II, III, IV, V-A, V-B, VI, and VII or sub-classes thereof) for use in a method of treating a condition, disease, or disorder implicated by a deficiency of ABC transporter activity, the method comprising administering a composition comprising a compound of formulae (I, II, III, IV, V-A, V-B, VI, and VII or sub-classes thereof) to a subject, preferably a mammal, in need thereof.

[0226] In certain preferred embodiments, the present invention provides a compound of formulae (I, II, III, IV, V-A, V-B, VI, and VII or sub-classes thereof) for use in a method of treating cystic fibrosis, asthma, smoke induced COPD, chronic bronchitis, rhinosinusitis, constipation, pancreatitis, pancreatic insufficiency, male infertility caused by congenital bilateral absence of the vas deferens (CBAVD), mild pulmonary disease, idiopathic pancreatitis, allergic bronchopulmonary aspergillosis (ABPA), liver disease, hereditary emphysema, hereditary hemochromatosis, coagulation-fibrinolysis deficiencies, such as protein C deficiency, Type 1 hereditary angioedema, lipid processing deficiencies, such as familial hypercholesterolemia, Type 1 chylomicronemia, abetalipoproteinemia, lysosomal storage diseases, such as I-cell disease/pseudo-Hurler, mucopolysaccharidoses, Sandhof/Tay-Sachs, Crigler-Najjar type II, polyendocrinopathy/hyperinsulemia, Diabetes mellitus, Laron dwarfism, myeloperoxidase deficiency, primary hypoparathyroidism, melanoma, glycanosis CDG type 1, congenital hyperthyroidism, osteogenesis imperfecta, hereditary hypofibrinogenemia, ACT deficiency, Diabetes insipidus (DI), neurophyseal DI, neprogenic DI, Charcot-Marie Tooth syndrome, Perlizaeus-Merzbacher disease, neurodegenerative diseases such as Alzheimer's disease, Parkinson's disease, amyotrophic lateral sclerosis, progressive supranuclear palsy, Pick's disease, several polyglutamine neurological disorders such as Huntington, spinocerebellar ataxia type I, spinal and bulbar muscular atrophy, dentatorubal pallidoluysian, and myotonic dystrophy, as well as spongiform encephalopathies, such as hereditary Creutzfeldt-Jakob disease (due to prion protein processing defect), Fabry disease, Strausler-Scheinker syndrome, COPD, dry-eye disease, or Sjogren's disease, comprising the step of administering to said mammal an effective amount of a composition comprising a compound of formulae (I, II, III, IV, V-A, V-B, VI, and VII or sub-classes thereof), or a preferred embodiment thereof as set forth above.

[0227] According to an alternative preferred embodiment, the present invention provides a a compound of formulae (I, II, III, IV, V-A, V-B, VI, and VII or sub-classes thereof) for use in a method of treating cystic fibrosis comprising the step of administering to said mammal a composition comprising the step of administering to said mammal an effective amount of a composition comprising a compound of formulae (I, II, III, IV, V-A, V-B, VI, and VII or sub-classes thereof), or a preferred embodiment thereof as set forth above.

[0228] According to the invention an "effective amount" of the compound or pharmaceutically acceptable composition is that amount effective for treating or lessening the severity of one or more of cystic fibrosis, asthma, smoke induced COPD, chronic bronchitis, rhinosinusitis, constipation, pancreatitis, pancreatic insufficiency, male infertility caused by congenital bilateral absence of the vas deferens (CBAVD), mild pulmonary disease, idiopathic pancreatitis, allergic bronchopulmonary aspergillosis (ABPA), liver disease, hereditary emphysema, hereditary hemochromatosis, coagulation-fibrinolysis deficiencies, such as protein C deficiency, Type 1 hereditary angioedema, lipid processing deficiencies, such as familial hypercholesterolemia, Type 1 chylomicronemia, abetalipoproteinemia, lysosomal storage diseases, such as I-cell disease/pseudo-Hurler, mucopolysaccharidoses, Sandhof/Tay-Sachs, Crigler-Najjar type II, polyendocrinopathy/hyperinsulemia, Diabetes mellitus, Laron dwarfism, myeloperoxidase deficiency, primary hypoparathyroidism, melanoma, glycanosis CDG type 1, congenital hyperthyroidism, osteogenesis imperfecta, hereditary hypofibrinogenemia, ACT deficiency, Diabetes insipidus (DI), neurophyseal

DI, neprogenic DI, Charcot-Marie Tooth syndrome, Perlizaeus-Merzbacher disease, neurodegenerative diseases such as Alzheimer's disease, Parkinson's disease, amyotrophic lateral sclerosis, progressive supranuclear palsy, Pick's disease, several polyglutamine neurological disorders such as Huntington, spinocerebellar ataxia type I, spinal and bulbar muscular atrophy, dentatorubal pallidolusian, and myotonic dystrophy, as well as spongiform encephalopathies, such as hereditary Creutzfeldt-Jakob disease (due to prion protein processing defect), Fabry disease, Straussler-Scheinker syndrome, COPD, dry-eye disease, or Sjogren's disease.

[0229] The compounds and compositions, according to the method of the present invention, may be administered using any amount and any route of administration effective for treating or lessening the severity of one or more of cystic fibrosis, asthma, smoke induced COPD, chronic bronchitis, rhinosinusitis, constipation, pancreatitis, pancreatic insufficiency, male infertility caused by congenital bilateral absence of the vas deferens (CBAVD), mild pulmonary disease, idiopathic pancreatitis, allergic bronchopulmonary aspergillosis (ABPA), liver disease, hereditary emphysema, hereditary hemochromatosis, coagulation-fibrinolysis deficiencies, such as protein C deficiency, Type 1 hereditary angioedema, lipid processing deficiencies, such as familial hypercholesterolemia, Type 1 chylomicronemia, abetalipoproteinemia, lysosomal storage diseases, such as I-cell disease/pseudo-Hurler, mucopolysaccharidoses, Sandhof/Tay-Sachs, Crigler-Najjar type II, polyendocrinopathy/hyperinsulemia, Diabetes mellitus, Laron dwarfism, myeloperoxidase deficiency, primary hypoparathyroidism, melanoma, glycanosis CDG type 1, congenital hyperthyroidism, osteogenesis imperfecta, hereditary hypofibrinogenemia, ACT deficiency, Diabetes insipidus (DI), neurophyseal DI, neprogenic DI, Charcot-Marie Tooth syndrome, Perlizaeus-Merzbacher disease, neurodegenerative diseases such as Alzheimer's disease, Parkinson's disease, amyotrophic lateral sclerosis, progressive supranuclear palsy, Pick's disease, several polyglutamine neurological disorders such as Huntington, spinocerebellar ataxia type I, spinal and bulbar muscular atrophy, dentatorubal pallidolusian, and myotonic dystrophy, as well as spongiform encephalopathies, such as hereditary Creutzfeldt-Jakob disease (due to prion protein processing defect), Fabry disease, Straussler-Scheinker syndrome, COPD, dry-eye disease, or Sjogren's disease.

[0230] The exact amount required will vary from subject to subject, depending on the species, age, and general condition of the subject, the severity of the infection, the particular agent, its mode of administration, and the like. The compounds of the invention are preferably formulated in dosage unit form for ease of administration and uniformity of dosage. The expression "dosage unit form" as used herein refers to a physically discrete unit of agent appropriate for the patient to be treated. It will be understood, however, that the total daily usage of the compounds and compositions of the present invention will be decided by the attending physician within the scope of sound medical judgment. The specific effective dose level for any particular patient or organism will depend upon a variety of factors including the disorder being treated and the severity of the disorder; the activity of the specific compound employed; the specific composition employed; the age, body weight, general health, sex and diet of the patient; the time of administration, route of administration, and rate of excretion of the specific compound employed; the duration of the treatment; drugs used in combination or coincidental with the specific compound employed, and like factors well known in the medical arts. The term "patient", as used herein, means an animal, preferably a mammal, and most preferably a human.

[0231] The pharmaceutically acceptable compositions of this invention can be administered to humans and other animals orally, rectally, parenterally, intracisternally, intravaginally, intraperitoneally, topically (as by powders, ointments, or drops), buccally, as an oral or nasal spray, or the like, depending on the severity of the infection being treated. In certain embodiments, the compounds of the invention may be administered orally or parenterally at dosage levels of about 0.01 mg/kg to about 50 mg/kg and preferably from about 1 mg/kg to about 25 mg/kg, of subject body weight per day, one or more times a day, to obtain the desired therapeutic effect.

[0232] Liquid dosage forms for oral administration include, but are not limited to, pharmaceutically acceptable emulsions, microemulsions, solutions, suspensions, syrups and elixirs. In addition to the active compounds, the liquid dosage forms may contain inert diluents commonly used in the art such as, for example, water or other solvents, solubilizing agents and emulsifiers such as ethyl alcohol, isopropyl alcohol, ethyl carbonate, ethyl acetate, benzyl alcohol, benzyl benzoate, propylene glycol, 1,3-butylene glycol, dimethylformamide, oils (in particular, cottonseed, groundnut, corn, germ, olive, castor, and sesame oils), glycerol, tetrahydrofurfuryl alcohol, polyethylene glycols and fatty acid esters of sorbitan, and mixtures thereof. Besides inert diluents, the oral compositions can also include adjuvants such as wetting agents, emulsifying and suspending agents, sweetening, flavoring, and perfuming agents.

[0233] Injectable preparations, for example, sterile injectable aqueous or oleaginous suspensions may be formulated according to the known art using suitable dispersing or wetting agents and suspending agents. The sterile injectable preparation may also be a sterile injectable solution, suspension or emulsion in a nontoxic parenterally acceptable diluent or solvent, for example, as a solution in 1,3-butanediol. Among the acceptable vehicles and solvents that may be employed are water, Ringer's solution, U.S.P. and isotonic sodium chloride solution. In addition, sterile, fixed oils are conventionally employed as a solvent or suspending medium. For this purpose any bland fixed oil can be employed including synthetic mono- or diglycerides. In addition, fatty acids

such as oleic acid are used in the preparation of injectables.

[0234] The injectable formulations can be sterilized, for example, by filtration through a bacterial-retaining filter, or by incorporating sterilizing agents in the form of sterile solid compositions which can be dissolved or dispersed in sterile water or other sterile injectable medium prior to use.

[0235] In order to prolong the effect of a compound of the present invention, it is often desirable to slow the absorption of the compound from subcutaneous or intramuscular injection. This may be accomplished by the use of a liquid suspension of crystalline or amorphous material with poor water solubility. The rate of absorption of the compound then depends upon its rate of dissolution that, in turn, may depend upon crystal size and crystalline form. Alternatively, delayed absorption of a parenterally administered compound form is accomplished by dissolving or suspending the compound in an oil vehicle. Injectable depot forms are made by forming microencapsule matrices of the compound in biodegradable polymers such as polylactide-polyglycolide. Depending upon the ratio of compound to polymer and the nature of the particular polymer employed, the rate of compound release can be controlled. Examples of other biodegradable polymers include poly(orthoesters) and poly(anhydrides). Depot injectable formulations are also prepared by entrapping the compound in liposomes or microemulsions that are compatible with body tissues.

[0236] Compositions for rectal or vaginal administration are preferably suppositories which can be prepared by mixing the compounds of this invention with suitable non-irritating excipients or carriers such as cocoa butter, polyethylene glycol or a suppository wax which are solid at ambient temperature but liquid at body temperature and therefore melt in the rectum or vaginal cavity and release the active compound.

[0237] Solid dosage forms for oral administration include capsules, tablets, pills, powders, and granules. In such solid dosage forms, the active compound is mixed with at least one inert, pharmaceutically acceptable excipient or carrier such as sodium citrate or dicalcium phosphate and/or a) fillers or extenders such as starches, lactose, sucrose, glucose, mannitol, and silicic acid, b) binders such as, for example, carboxymethylcellulose, alginates, gelatin, polyvinylpyrrolidinone, sucrose, and acacia, c) humectants such as glycerol, d) disintegrating agents such as agar-agar, calcium carbonate, potato or tapioca starch, alginic acid, certain silicates, and sodium carbonate, e) solution retarding agents such as paraffin, f) absorption accelerators such as quaternary ammonium compounds, g) wetting agents such as, for example, cetyl alcohol and glycerol monostearate, h) absorbents such as kaolin and bentonite clay, and i) lubricants such as talc, calcium stearate, magnesium stearate, solid polyethylene glycols, sodium lauryl sulfate, and mixtures thereof. In the case of capsules, tablets and pills, the dosage form may also comprise buffering agents.

[0238] Solid compositions of a similar type may also be employed as fillers in soft and hard-filled gelatin capsules using such excipients as lactose or milk sugar as well as high molecular weight polyethylene glycols and the like. The solid dosage forms of tablets, dragees, capsules, pills, and granules can be prepared with coatings and shells such as enteric coatings and other coatings well known in the pharmaceutical formulating art. They may optionally contain opacifying agents and can also be of a composition that they release the active ingredient(s) only, or preferentially, in a certain part of the intestinal tract, optionally, in a delayed manner. Examples of embedding compositions that can be used include polymeric substances and waxes. Solid compositions of a similar type may also be employed as fillers in soft and hard-filled gelatin capsules using such excipients as lactose or milk sugar as well as high molecular weight polyethylene glycols and the like.

[0239] The active compounds can also be in microencapsulated form with one or more excipients as noted above. The solid dosage forms of tablets, dragees, capsules, pills, and granules can be prepared with coatings and shells such as enteric coatings, release controlling coatings and other coatings well known in the pharmaceutical formulating art. In such solid dosage forms the active compound may be admixed with at least one inert diluent such as sucrose, lactose or starch. Such dosage forms may also comprise, as is normal practice, additional substances other than inert diluents, e.g., tableting lubricants and other tableting aids such as magnesium stearate and microcrystalline cellulose. In the case of capsules, tablets and pills, the dosage forms may also comprise buffering agents. They may optionally contain opacifying agents and can also be of a composition that they release the active ingredient(s) only, or preferentially, in a certain part of the intestinal tract, optionally, in a delayed manner. Examples of embedding compositions that can be used include polymeric substances and waxes.

[0240] Dosage forms for topical or transdermal administration of a compound of this invention include ointments, pastes, creams, lotions, gels, powders, solutions, sprays, inhalants or patches. The active component is admixed under sterile conditions with a pharmaceutically acceptable carrier and any needed preservatives or buffers as may be required. Ophthalmic formulation, eardrops, and eye drops are also contemplated as being within the scope of this invention. Additionally, the present invention contemplates the use of transdermal patches, which have the added advantage of providing controlled delivery of a compound to

the body. Such dosage forms are prepared by dissolving or dispensing the compound in the proper medium. Absorption enhancers can also be used to increase the flux of the compound across the skin. The rate can be controlled by either providing a rate controlling membrane or by dispersing the compound in a polymer matrix or gel.

[0241] As described generally above, the compounds of the invention are useful as modulators of ABC transporters. Thus, without wishing to be bound by any particular theory, the compounds and compositions are particularly useful for treating or lessening the severity of a disease, condition, or disorder where hyperactivity or inactivity of ABC transporters is implicated in the disease, condition, or disorder. When hyperactivity or inactivity of an ABC transporter is implicated in a particular disease, condition, or disorder, the disease, condition, or disorder may also be referred to as an "ABC transporter-mediated disease, condition or disorder". Accordingly, in another aspect, the present invention provides a method for treating or lessening the severity of a disease, condition, or disorder where hyperactivity or inactivity of an ABC transporter is implicated in the disease state.

[0242] The activity of a compound utilized in this invention as a modulator of an ABC transporter may be assayed according to methods described generally in the art and in the Examples herein.

[0243] It will also be appreciated that the compounds and pharmaceutically acceptable compositions of the present invention can be employed in combination therapies, that is, the compounds and pharmaceutically acceptable compositions can be administered concurrently with, prior to, or subsequent to, one or more other desired therapeutics or medical procedures. The particular combination of therapies (therapeutics or procedures) to employ in a combination regimen will take into account compatibility of the desired therapeutics and/or procedures and the desired therapeutic effect to be achieved. It will also be appreciated that the therapies employed may achieve a desired effect for the same disorder (for example, an inventive compound may be administered concurrently with another agent used to treat the same disorder), or they may achieve different effects (e.g., control of any adverse effects). As used herein, additional therapeutic agents that are normally administered to treat or prevent a particular disease, or condition, are known as "appropriate for the disease, or condition, being treated".

[0244] The amount of additional therapeutic agent present in the compositions of this invention will be no more than the amount that would normally be administered in a composition comprising that therapeutic agent as the only active agent. Preferably the amount of additional therapeutic agent in the presently disclosed compositions will range from about 50% to 100% of the amount normally present in a composition comprising that agent as the only therapeutically active agent.

[0245] In one embodiment, the additional agent is selected from a mucolytic agent, a bronchodilator, an antibiotic, an anti-infective agent, an anti-inflammatory agent, a CFTR modulator, or a nutritional agent.

[0246] In another embodiment, the additional agent is a compound selected from gentamicin, curcumin, cyclophosphamide, 4-phenylbutyrate, miglustat, felodipine, nimodipine, Philoxin B, geniestein, Apigenin, cAMP/cGMP modulators such as rolipram, sildenafil, milrinone, tadalafil, amrinone, isoproterenol, albuterol, and almeterol, deoxyspergualin, HSP 90 inhibitors, HSP 70 inhibitors, proteosome inhibitors such as epoxomicin, lactacystin, etc.

[0247] In another embodiment, the additional agent is a compound disclosed in WO 2004028480, WO 2004110352, WO 2005094374, WO 2005120497, or WO 2006101740.

[0248] In another embodiment, the additional agent is a benzo(c)quinolinium derivative that exhibits CFTR modulation activity or a benzopyran derivative that exhibits CFTR modulation activity.

[0249] In another embodiment, the additional agent is a compound disclosed in US7202262, US6992096, US20060148864, US20060148863, US20060035943, US20050164973, WO2006110483, WO2006044456, WO2006044682, WO2006044505, WO2006044503, WO2006044502, or WO2004091502.

[0250] In another embodiment, the additional agent is a compound disclosed in WO2004080972, WO2004111014, WO2005035514, WO2005049018, WO2006002421, WO2006099256, WO2006127588, or WO2007044560.

[0251] The compounds of this invention or pharmaceutically acceptable compositions thereof may also be incorporated into compositions for coating an implantable medical device, such as prostheses, artificial valves, vascular grafts, stents and catheters. Accordingly, the present invention, in another aspect, includes a composition for coating an implantable device comprising a compound of the present invention as described generally above, and in classes and subclasses herein, and a carrier suitable for coating said implantable device. In still another aspect, the present invention includes an implantable device coated with a composition comprising a compound of the present invention as described generally above, and in classes and

subclasses herein, and a carrier suitable for coating said implantable device. Suitable coatings and the general preparation of coated implantable devices are described in US Patents 6,099,562; 5,886,026; and 5,304,121. The coatings are typically biocompatible polymeric materials such as a hydrogel polymer, polymethyldisiloxane, polycaprolactone, polyethylene glycol, polylactic acid, ethylene vinyl acetate, and mixtures thereof. The coatings may optionally be further covered by a suitable topcoat of fluorosilicone, polysaccharides, polyethylene glycol, phospholipids or combinations thereof to impart controlled release characteristics in the composition.

[0252] Another aspect of the invention relates to a compound of formulae (I, II, III, IV, V-A, V-B, VI, and VII or sub-classes thereof) for use in a method of modulating ABC transporter activity in a biological sample or a patient (e.g., *in vitro* or *in vivo*), which method comprises administering to the patient, or contacting said biological sample with a compound of formula I or a composition comprising said compound. The term "biological sample", as used herein, includes, without limitation, cell cultures or extracts thereof; biopsied material obtained from a mammal or extracts thereof; and blood, saliva, urine, feces, semen, tears, or other body fluids or extracts thereof.

[0253] Modulation of ABC transporter activity in a biological sample is useful for a variety of purposes that are known to one of skill in the art. Examples of such purposes include, but are not limited to, the study of ABC transporters in biological and pathological phenomena; and the comparative evaluation of new modulators of ABC transporters.

[0254] In yet another embodiment, a compound of formulae (I, II, III, IV, V-A, V-B, VI, and VII or sub-classes thereof) for use in a method of modulating activity of an anion channel *in vitro* or *in vivo*, is provided comprising the step of contacting said channel with a compound of formulae (I, II, III, IV, V-A, V-B, VI, and VII or sub-classes thereof). In preferred embodiments, the anion channel is a chloride channel or a bicarbonate channel. In other preferred embodiments, the anion channel is a chloride channel.

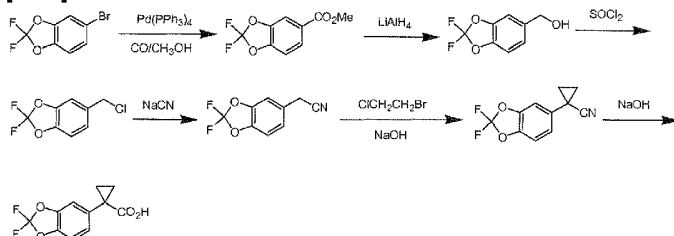
[0255] According to an alternative embodiment, the present invention provides a compound of formulae (I, II, III, IV, V-A, V-B, VI, and VII or sub-classes thereof) for use in a method of increasing the number of functional ABC transporters in a membrane of a cell, comprising the step of contacting said cell with a compound of formula (I, II, III, IV, V-A, V-B, VI, and VII or sub-classes thereof). The term "functional ABC transporter" as used herein means an ABC transporter that is capable of transport activity. In preferred embodiments, said functional ABC transporter is CFTR.

[0256] According to another preferred embodiment, the activity of the ABC transporter is measured by measuring the transmembrane voltage potential. Means for measuring the voltage potential across a membrane in the biological sample may employ any of the known methods in the art, such as optical membrane potential assay or other electrophysiological methods.

[0257] The optical membrane potential assay utilizes voltage-sensitive FRET sensors described by Gonzalez and Tsien (See, Gonzalez, J. E. and R. Y. Tsien (1995) "Voltage sensing by fluorescence resonance energy transfer in single cells" *Biophys J* 69(4): 1272-80, and Gonzalez, J. E. and R. Y. Tsien (1997) "Improved indicators of cell membrane potential that use fluorescence resonance energy transfer" *Chem Biol* 4(4): 269-77) in combination with instrumentation for measuring fluorescence changes such as the Voltage/Ion Probe Reader (VIPR) (See, Gonzalez, J. E., K. Oades, et al. (1999) "Cell-based assays and instrumentation for screening ion-channel targets" *Drug Discov Today* 4(9): 431-439).

[0258] These voltage sensitive assays are based on the change in fluorescence resonant energy transfer (FRET) between the membrane-soluble, voltage-sensitive dye, DiSBAC₂(3), and a fluorescent phospholipid, CC2-DMPE, which is attached to the outer leaflet of the plasma membrane and acts as a FRET donor. Changes in membrane potential (V_m) cause the negatively charged DiSBAC₂(3) to redistribute across the plasma membrane and the amount of energy transfer from CC2-DMPE changes accordingly. The changes in fluorescence emission can be monitored using VIPR™ II, which is an integrated liquid handler and fluorescent detector designed to conduct cell-based screens in 96- or 384-well microtiter plates.

[0259] In another aspect the present invention provides a kit for use in measuring the activity of a ABC transporter or a fragment thereof in a biological sample *in vitro* or *in vivo* comprising (i) a composition comprising a compound of formula (I, II, III, IV, V-A, V-B, VI, and VII or sub-classes thereof) or any of the above embodiments; and (ii) instructions for a.) contacting the composition with the biological sample and b.) measuring activity of said ABC transporter or a fragment thereof. In one embodiment, the kit further comprises instructions for a.) contacting an additional composition with the biological sample; b.) measuring the activity of said ABC transporter or a fragment thereof in the presence of said additional compound, and c.) comparing the activity of the ABC transporter in the presence of the additional compound with the density of the ABC transporter in the presence of a composition of formula (I, II, III, IV, V-A, V-B, VI, and VII or sub-classes thereof). In preferred embodiments, the kit is used to measure the density of CFTR.

EXAMPLES**Preparation: 1-(2,2-Difluoro-benzo[1,3]dioxol-5-yl)-cyclopropanecarboxylic acid****[0260]****Step a: 2,2-Difluoro-benzo[1,3]dioxole-5-carboxylic acid methyl ester**

[0261] A solution of 5-bromo-2,2-difluoro-benzo[1,3]dioxole (11.8 g, 50.0 mmol) and tetrakis(triphenylphosphine)palladium (0) [Pd(PPh₃)₄, 5.78 g, 5.00 mmol] in methanol (20 mL) containing acetonitrile (30 mL) and triethylamine (10 mL) was stirred under a carbon monoxide atmosphere (55 PSI) at 75 °C (oil bath temperature) for 15 hours. The cooled reaction mixture was filtered and the filtrate was evaporated to dryness. The residue was purified by silica gel column chromatography to give crude 2,2-difluoro-benzo [1,3] dioxole-5-carboxylic acid methyl ester (11.5 g), which was used directly in the next step.

Step b: (2,2-Difluoro-benzo[1,3]dioxol-5-yl)-methanol

[0262] Crude 2,2-difluoro-benzo[1,3]dioxole-5-carboxylic acid methyl ester (11.5 g) dissolved in 20 mL of anhydrous tetrahydrofuran (THF) was slowly added to a suspension of lithium aluminum hydride (4.10 g, 106 mmol) in anhydrous THF (100 mL) at 0 °C. The mixture was then warmed to room temperature. After being stirred at room temperature for 1 hour, the reaction mixture was cooled to 0 °C and treated with water (4.1 g), followed by sodium hydroxide (10% aqueous solution, 4.1 mL). The resulting slurry was filtered and washed with THF. The combined filtrate was evaporated to dryness and the residue was purified by silica gel column chromatography to give (2,2-difluoro-benzo[1,3]dioxol-5-yl)-methanol (7.2 g, 76 % over two steps) as a colorless oil.

Step c: 5-Chloromethyl-2,2-difluoro-benzo[1,3]dioxole

[0263] Thionyl chloride (45 g, 38 mmol) was slowly added to a solution of (2,2-difluoro-benzo[1,3]dioxol-5-yl)-methanol (7.2 g, 38 mmol) in dichloromethane (200 mL) at 0 °C. The resulting mixture was stirred overnight at room temperature and then evaporated to dryness. The residue was partitioned between an aqueous solution of saturated sodium bicarbonate (100 mL) and dichloromethane (100 mL). The separated aqueous layer was extracted with dichloromethane (150 mL) and the organic layer was dried over sodium sulfate, filtered, and evaporated to dryness to give crude 5-chloromethyl-2,2-difluoro-benzo[1,3]dioxole (4.4 g) which was used directly in the next step.

Step d: (2,2-Difluoro-benzo[1,3]dioxol-5-yl)-acetonitrile

[0264] A mixture of crude 5-chloromethyl-2,2-difluoro-benzo[1,3]dioxole (4.4 g) and sodium cyanide (1.36 g, 27.8 mmol) in dimethylsulfoxide (50 mL) was stirred at room temperature overnight. The reaction mixture was poured into ice and extracted with ethyl acetate (300 mL). The organic layer was dried over sodium sulfate and evaporated to dryness to give crude (2,2-difluoro-benzo[1,3]dioxol-5-yl)-acetonitrile (3.3 g) which was used directly in the next step.

Step e: 1-(2,2-Difluoro-benzo[1,3]dioxol-5-yl)-cyclopropanecarbonitrile

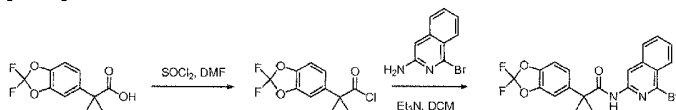
[0265] Sodium hydroxide (50% aqueous solution, 10 mL) was slowly added to a mixture of crude (2,2-difluoro-benzo[1,3]dioxol-5-yl)-acetonitrile, benzyltriethylammonium chloride (3.00 g, 15.3 mmol), and 1-bromo-2-chloroethane (4.9 g, 38 mmol) at 70 °C. The mixture was stirred overnight at 70 °C before the reaction mixture was diluted with water (30 mL) and extracted with ethyl acetate. The combined organic layers were dried over sodium sulfate and evaporated to dryness to give crude 1-(2,2-difluoro-benzo[1,3]dioxol-5-yl)-cyclopropanecarbonitrile, which was used directly in the next step.

Step f: 1-(2,2-Difluoro-benzo[1,3]dioxol-5-yl)-cyclopropanecarboxylic acid

[0266] 1-(2,2-Difluoro-benzo[1,3]dioxol-5-yl)-cyclopropanecarbonitrile (crude from the last step) was refluxed in 10% aqueous sodium hydroxide (50 mL) for 2.5 hours. The cooled reaction mixture was washed with ether (100 mL) and the aqueous phase was acidified to pH 2 with 2M hydrochloric acid. The precipitated solid was filtered to give 1-(2,2-difluoro-benzo[1,3]dioxol-5-yl)-cyclopropanecarboxylic acid as a white solid (0.15 g, 2% over four steps). ESI-MS m/z calc. 242.0, found 241.6 ($M+1$)⁺; ¹H NMR (CDCl₃) δ 7.14-7.04 (m, 2H), 6.98-6.96 (m, 1H), 1.74-1.64 (m, 2H), 1.26-1.08 (m, 2H).

Preparation: N-(1-Bromoisoquinolin-3-yl)-1-(2,2-difluorobenzo-[d][1,3]dioxol-5-yl)cyclopropanecarboxamide

[0267]



Step a: 1-(2,2-Difluorobenzo[d][1,3]dioxol-5-yl)cyclopropanecarbonyl chloride

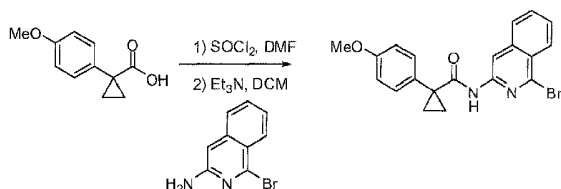
[0268] To 1-(2,2-difluorobenzo[d][1,3]dioxol-5-yl)cyclopropanecarboxylic acid (25.0 g, 103 mmol) in thionyl chloride (22.5 mL, 309 mmol) was added *N,N*-dimethylformamide (200 μ L). The reaction mixture was stirred at room temperature for 2 h. Excess thionyl chloride and *N,N*-dimethylformamide were removed *in vacuo* to yield 1-(2,2-difluorobenzo[d][1,3]dioxol-5-yl)cyclopropanecarbonyl chloride (26.3 g, 83%)

Step b: N-(1-Bromoisoquinolin-3-yl)-1-(2,2-difluorobenzo[d][1,3]-dioxol-5-yl)cyclopropanecarboxamide

[0269] To a solution of 1-bromoisoquinolin-3-amine (3.00 g, 13.5 mmol) and Et₃N (3.8 mL, 27 mmol) in dichloromethane (50 mL) was added a solution of 1-(2,2-difluorobenzo[d][1,3]dioxol-5-yl)cyclopropanecarbonyl chloride (4.18 g, 13.5 mmol) in dichloromethane (50 mL). The resulting reaction mixture was allowed to stir at room temperature for 18 h. The reaction mixture was then washed with 1N aqueous NaOH (2 x 200 mL), 1 N aqueous HCl (1 x 200 mL) and saturated aqueous NaHCO₃ (1 x 200 mL). The organics were dried over sodium sulfate and evaporated. The resulting material was purified by silica gel chromatography eluting with 0-50% ethyl acetate/hexanes to yield *N*-(1-bromoisoquinolin-3-yl)-1-(2,2-difluorobenzo[d][1,3]-dioxol-5-yl)cyclopropanecarboxamide (4.2 g, 70%). ESI-MS m/z calc. 446.0, found 447.1 ($M+1$)⁺. Retention time 2.39 minutes.

Preparation: N-(1-bromoisoquinolin-3-yl)-1-(4-methoxyphenyl)cyclopropanecarboxamide

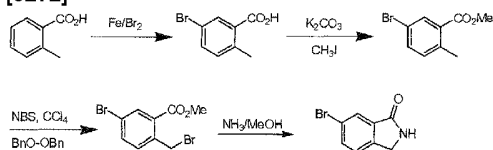
[0270]



[0271] To 1-(4-methoxyphenyl)cyclopropanecarboxylic acid (4.07 g, 21.17 mmol), thionyl chloride (4.64 mL, 63.52 mmol) and DMF (64 μ L) were stirred at 50 °C for 3 hours, after which additional thionyl chloride (4 mL) and DMF (60 μ L) were added and the mixture was stirred at 50 °C for 1 additional hour. The excess thionyl chloride was evaporated under reduced pressure. The resulting acid chloride was dissolved in anhydrous DCM (20 mL) and was slowly added to a cooled suspension of (0 °C) of 1-bromoisoquinolin-3-amine in DCM (50 mL) and Et₃N (14.05 mL, 100.8 mmol). The reaction mixture was stirred at room temperature for 18 hours. The resulting mixture was diluted with DCM and washed with water (1 x 30 mL), 1 N NaOH (2 x 30 mL), 1 N HCl (1 x 30 mL), saturated aqueous NaHCO₃ (1 x 30 mL) and brine (1 x 30 mL). The organic layer was dried over anhydrous Na₂SO₄ and evaporated under reduced pressure. The crude product was purified by column chromatography on silica gel (0-50% ethyl acetate in hexane) to yield N-(1-bromoisoquinolin-3-yl)-1-(4-methoxyphenyl)cyclopropanecarboxamide (6.0 g, 75%) as a yellow solid. ESI-MS *m/z* calc. 396.05, found 397.3 (M+1)⁺. Retention time 2.24 minutes. ¹H NMR (400.0 MHz, CDCl₃) δ 8.55 (s, 1H), 8.15 (d, *J* = 8.5 Hz, 1H), 7.89 (s, 1H), 7.78 (d, *J* = 8.2 Hz, 1H), 7.69 - 7.65 (m, 1H), 7.56 - 7.52 (m, 1H), 7.46 - 7.42 (m, 2H), 7.01 - 6.98 (m, 2H), 3.90 (s, 3H), 1.75 (dd, *J* = 3.7, 6.8 Hz, 2H) and 1.21 (dd, *J* = 3.7, 6.9 Hz, 2H) ppm.

Preparation: 6-Bromoisoindolin-1-one

[0272]



Step a: 5-Bromo-2-methylbenzoic acid

[0273] 2-Methylbenzoic acid (40.0 g, 290 mmol) was added to a suspension of Br₂ (160 mL) and iron powder (3.20 g, 57.0 mol) under N₂ atmosphere in an ice bath. The mixture was allowed to warm to room temperature and was stirred for 2 hours. The reaction mixture was poured into water and the reddish solid was collected by filtration. The solid was dried under vacuum at 50 °C. The solid was dissolved in 400 mL of methanol before 640 mL of 0.1N aqueous HCl was added at room temperature. The mixture was stirred and a white solid was produced. This solid was recrystallized from ethanol to afford 5-bromo-2-methyl-benzoic acid (12.0 g, 19%). ¹H NMR (300 MHz, CDCl₃) δ 8.17 (d, *J* = 2.1, 1H), 7.56 (dd, *J* = 8.1, 2.1, 1H), 7.15 (d, *J* = 8.1, 1H), 2.59 (s, 3H).

Step b: 5-Bromo-2-methylbenzoic acid methyl ester

[0274] To a solution of 5-bromo-2-methyl-benzoic acid (9.9 g, 46 mmol) in DMF (100 mL) was added K₂CO₃ (7.6 g, 55 mmol) and CH₃I (20 g, 140 mmol) slowly. After stirring at room temperature for 4 h, the solvent was removed under vacuum. The residue was partitioned between ethyl acetate and water. The organic layer was washed with brine and dried over Na₂SO₄. The solvent was removed under vacuum to afford 5-bromo-2-methylbenzoic acid methyl ester (8.6 g, 82%), which was used in next step without further purification. ¹H NMR (300 MHz, CDCl₃) δ 8.04 (d, *J* = 2.1, 1H), 7.50 (dd, *J* = 8.1, 2.1, 1H), 7.12 (d, *J* = 8.1, 1H), 3.89 (s, 3H), 2.53 (s, 3H).

Step c: 5-Bromo-2-bromomethylbenzoic acid methyl ester

[0275] To a solution of 5-bromo-2-methylbenzoic acid methyl ester (8.4 g, 37 mmol) in 100 mL CCl_4 was added *N*-bromosuccinimide (7.8 g, 44 mmol) and benzoylperoxide (0.5% as catalyst). The mixture was heated at reflux for 2 h and then was cooled to room temperature.

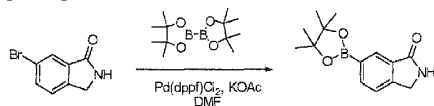
[0276] The solvent was removed *in vacuo* and the residue was purified by column chromatography on silica gel (petroleum ether) to afford 5-bromo-2-bromomethyl-benzoic acid methyl ester (5.2 g, 46%). ^1H NMR (300 MHz, CDCl_3) δ 8.09 (s, 1H), 7.60 (d, J = 8.0, 1H), 7.32 (d, J = 8.0, 1H), 4.89 (s, 2H), 3.94 (s, 3H).

Step d: 6-Bromoisindolin-1-one

[0277] To a saturated solution of NH_3 in CH_3OH (50 mL) was added 5-bromo-2-bromomethyl-benzoic acid methyl ester (4.8 g, 16 mmol). The reaction mixture was stirred in a sealed tube at 40 °C overnight. The mixture was cooled to room temperature and the resultant white solid was collected to afford 6-bromoisindolin-1-one (2.2 g, 67%). ^1H NMR (400 MHz, DMSO) δ 8.71 (s, 1H), 7.75 (d, 2H), 7.53 (s, 1H), 4.32 (s, 2H).

Preparation: 6-(4,4,5,5-Tetramethyl-1,3,2-dioxaborolan-2-yl)isindolin-1-one

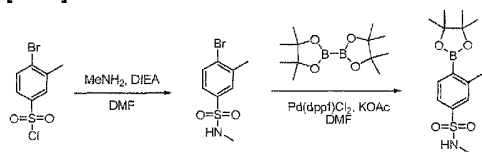
[0278]



[0279] 6-Bromoisindolin-1-one (636 mg, 3.10 mmol), 4,4,4',4',5,5,5'-octamethyl-2,2'-bi(1,3,2-dioxaborolane) (930 mg, 3.70 mmol), and $\text{Pd}(\text{dppf})\text{Cl}_2$ (125 mg, 0.150 mmol) were added to a dry flask and placed under N_2 . Potassium acetate (900 mg, 9.20 mmol) was weighed directly into the flask. The flask was then evacuated and back filled with N_2 . Anhydrous *N,N*-dimethylformamide (DMF) (18 mL) was added and the reaction was heated at 80 °C overnight. The reaction mixture was evaporated to dryness and the resulting material was purified by silica gel chromatography eluting with 0-100% ethyl acetate in hexane to yield 6-(4,4,5,5-tetramethyl-1,3,2-dioxaborolan-2-yl)isindolin-1-one (493 mg, 62%). ESI-MS m/z calc. 259.1, found 260.1 ($\text{M}+1$)⁺. Retention time 1.24 minutes.

Preparation: N,3-Dimethyl-4-(4,4,5,5-tetramethyl-1,3,2-dioxaborolan-2-yl)benzenesulfonamide

[0280]



Step a: 4-Bromo-N,3-dimethylbenzenesulfonamide

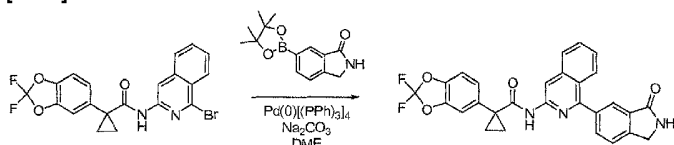
[0281] To a solution of 4-bromo-3-methylbenzene-1-sulfonyl chloride (500 mg, 1.86 mmol) and DIEA (0.65 mL, 3.7 mmol) in *N,N*-dimethylformamide (5 mL) was added methylamine as a 2.0 M solution in methanol. The reaction mixture was allowed to stir at room temperature overnight. The reaction mixture was evaporated to dryness and was dissolved in dichloromethane (3 mL). The solution was washed with 1 N HCl (2 x 3 mL) and a saturated solution of NaHCO_3 (3 mL). The organics were dried over Na_2SO_4 and evaporated to dryness to give 4-bromo-*N*,3-dimethylbenzenesulfonamide (340 mg).

Step b: N,3-Dimethyl-4-(4,4,5,5-tetramethyl-1,3,2-dioxaborolan-2-yl)benzenesulfonamide

[0282] 4-Bromo-*N*,3-dimethylbenzenesulfonamide (336 mg, 1.27 mmol), 4,4,4',5,5,5'-octamethyl-2,2'-bi(1,3,2-dioxaborolane) (387 mg, 1.50 mmol), and Pd(dppf)Cl₂ (49 mg, 0.060 mmol) were added to a dry flask and placed under N₂. Potassium acetate (382 mg, 3.90 mmol) was weighed directly into the flask. The flask was then evacuated and back filled with N₂. Anhydrous *N,N*-dimethylformamide (6 mL) was added and the reaction was heated at 80 °C in an oil bath overnight. The reaction mixture was evaporated to dryness. The residue was dissolved in ethyl acetate (20 mL) and was washed with water (20 mL). The organics were dried over sodium sulfate and evaporated to dryness. The resulting material was purified by silica gel chromatography eluting with 0-70% ethyl acetate in hexane to yield *N*,3-Dimethyl-4-(4,4,5,5-tetramethyl-1,3,2-dioxaborolan-2-yl)benzenesulfonamide (126 mg, 32%). ESI-MS *m/z* calc. 311.2, found 312.1 (M+1)⁺. Retention time 1.74 minutes.

Preparation: 1-(2,2-Difluorobenzo[d][1,3]dioxol-5-yl)-N-(1-(3-oxoisindolin-5-yl)isoquinolin-3-yl)cyclopropanecarboxamide

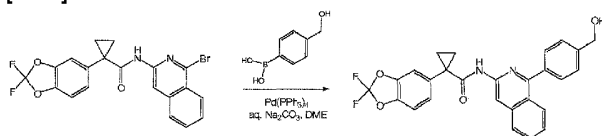
[0283]



[0284] *N*-(1-Bromoisquinolin-3-yl)-1-(2,2-difluorobenzo[d][1,3]dioxol-5-yl)cyclopropanecarboxamide (45 mg, 0.10 mmol) was dissolved in 1 mL of 1,2-dimethoxyethane in a reaction tube. 6-(4,4,5,5-Tetramethyl-1,3-dioxolan-2-yl)isoindolin-1-one (38 mg, 0.15 mmol), 0.1 mL of an aqueous 2 M sodium carbonate solution, and tetrakis(triphenylphosphine)palladium(0) (6.0 mg, 0.0050 mmol) were added and the reaction mixture was heated at 120 °C for ten minutes under microwave irradiation. The reaction mixture was evaporated to dryness and the residue was purified by silica gel chromatography eluting with 0-100% ethyl acetate/hexanes. ESI-MS *m/z* calc. 499.5, found 500.3 (M+1)⁺. Retention time 1.93 minutes.

Preparation: 1-(2,2-Difluorobenzo[d][1,3]dioxol-5-yl)-N-(1-(4-(hydroxymethyl)phenyl)isoquinolin-3-yl)cyclopropanecarboxamide

[0285]

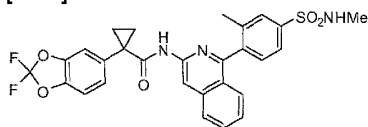


Step a: 1-(2,2-Difluorobenzo[d][1,3]dioxol-5-yl)-N-(1-(4-(hydroxymethyl)phenyl)isoquinolin-3-yl)cyclopropanecarboxamide

[0286] *N*-(1-Bromoisquinolin-3-yl)-1-(2,2-difluorobenzo[d][1,3]dioxol-5-yl)cyclopropanecarboxamide (45 mg, 0.10 mmol), 4-(hydroxymethyl)phenylboronic acid (23 mg, 0.15 mmol), and Pd(PPh₃)₄ (6 mg, 0.005 mmol) were combined in a reaction tube. DME (1 mL) and saturated Na₂CO₃ aqueous solution (100 µL) were added and the reaction vial was stirred under N₂ atmosphere at 80 °C overnight. The mixture was filtered and concentrated. The residue was dissolved in DMSO and purified by reverse-phase HPLC to yield 1-(2,2-difluorobenzo[d][1,3]dioxol-5-yl)-*N*-(1-(4-(hydroxymethyl)phenyl)isoquinolin-3-yl)cyclopropanecarboxamide. ESI-MS *m/z* calc. 474.1, found 475.3 (M+1)⁺. Retention time 2.02 minutes. ¹H NMR (400 MHz, DMSO-*d*₆) δ 8.98 (s, 1H), 8.41 (s, 1H), 8.00 - 7.96 (m, 1H), 7.88 - 7.84 (m, 1H), 7.72 (t, J = 7.1 Hz, 1H), 7.64 - 7.38 (m, 8H), 5.54 (s, 1H), 4.61 (s, 2H), 1.58 - 1.55 (m, 2H), 1.22 - 1.20 (m, 2H).

Preparation: 1-(2,2-difluorobenzo[d][1,3]dioxol-5-yl)-N-(1-(2-methyl-4-(*N*-methylsulfamoyl)phenyl)isoquinolin-3-yl)cyclopropanecarboxamide

[0287]

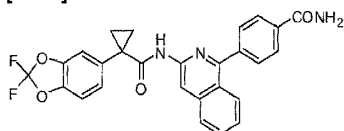


[0288]

1-(2,2-Difluorobenzo[d][1,3]dioxol-5-yl)-N-(1-(2-methyl-4-(*N*-methylsulfamoyl)phenyl)isoquinolin-3-yl)cyclopropanecarboxamide was made by the procedure shown above starting from *N*-(1-bromoisoquinolin-3-yl)-1-(2,2-difluorobenzo[d][1,3]dioxol-5-yl)cyclopropanecarboxamide and 2-methyl-4-(*N*-methylsulfamoyl)phenylboronic acid. ESI-MS *m/z* calc. 551.1, found 552.3 (*M*+1)⁺. Retention time 2.18 minutes. ¹H NMR (400 MHz, DMSO-*d*₆) δ 9.19 (s, 1H), 8.50 (s, 1H), 8.01 (d, *J* = 8.3 Hz, 1H), 7.79 (s, 1H), 7.76 - 7.72 (m, 2H), 7.59 (d, *J* = 0.7 Hz, 1H), 7.54 - 7.37 (m, 6H), 2.48 (d, *J* = 4.9 Hz, 3H), 2.02 (s, 3H), 1.57 - 1.56 (m, 2H), 1.21 - 1.19 (m, 2H).

Preparation: 4-(3-(1-(2,2-Difluorobenzo[d][1,3]dioxol-5-yl)cyclopropanecarboxamido)isoquinolin-1-yl)benzamide

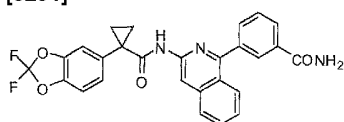
[0289]



4-(3-(1-(2,2-Difluorobenzo[d][1,3]dioxol-5-yl)cyclopropanecarboxamido)isoquinolin-1-yl)benzamide was made by the procedure shown above starting from *N*-(1-bromoisoquinolin-3-yl)-1-(2,2-difluorobenzo[d][1,3]dioxol-5-yl)cyclopropanecarboxamide and 4-carbamoylphenylboronic acid. ESI-MS *m/z* calc. 487.1, found 488.3 (*M*+1)⁺. Retention time 1.92 minutes. ¹H NMR (400 MHz, DMSO-*d*₆) δ 9.10 (s, 1H), 8.46 (s, 1H), 8.11 - 7.98 (m, 4H), 7.84 (d, *J* = 8.5 Hz, 1H), 7.78 - 7.72 (m, 1H), 7.66 (d, *J* = 8.3 Hz, 2H), 7.61 (d, *J* = 1.1 Hz, 1H), 7.53 - 7.49 (m, 2H), 7.43 - 7.38 (m, 2H), 1.58 - 1.56 (m, 2H), 1.23 - 1.20 (m, 2H).

Preparation: 3-(3-(1-(2,2-Difluorobenzo[d][1,3]dioxol-5-yl)cyclopropanecarboxamido)isoquinolin-1-yl)benzamide

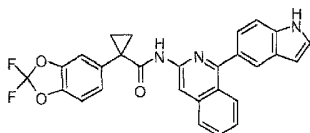
[0291]



3-(3-(1-(2,2-difluorobenzo[d][1,3]dioxol-5-yl)cyclopropanecarboxamido)isoquinolin-1-yl)benzamide was made by the procedure shown above starting from *N*-(1-bromoisoquinolin-3-yl)-1-(2,2-difluorobenzo[d][1,3]dioxol-5-yl)cyclopropanecarboxamide and 3-carbamoylphenylboronic acid. ESI-MS *m/z* calc. 487.1, found 488.3 (*M*+1)⁺. Retention time 1.91 minutes. ¹H NMR (400 MHz, DMSO-*d*₆) δ 9.14 (s, 1H), 8.45 (s, 1H), 8.08 - 7.99 (m, 4H), 7.82 (d, *J* = 8.4 Hz, 1H), 7.76 - 7.72 (m, 2H), 7.64 - 7.60 (m, 2H), 7.53 - 7.38 (m, 4H), 1.58 - 1.55 (m, 2H), 1.22 - 1.19 (m, 2H).

Preparation: N-(1-(1H-Indol-5-yl)isopuinoquinolin-3-yl)-1-(2,2-difluorobenzo[d][1,3]dioxol-5-yl)cyclopropanecarboxamide

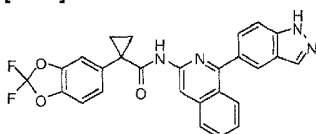
[0293]



[0294] *N*-(1-(1*H*-Indol-5-yl)isoquinolin-3-yl)-1-(2,2-difluorobenzo[d][1,3]dioxol-5-yl)cyclopropanecarboxamide was made by the procedure shown above starting from *N*-(1-bromoisoquinolin-3-yl)-1-(2,2-difluorobenzo[d][1,3]dioxol-5-yl)cyclopropanecarboxamide and 5-(4,4,5,5-tetramethyl-1,3,2-dioxaborolan-2-yl)-1*H*-indole. ESI-MS *m/z* calc. 483.1, found 484.5 (*M*+1)⁺. Retention time 2.08 minutes. ¹H NMR (400 MHz, DMSO-*d*₆) δ 11.30 (s, 1H), 8.94 (s, 1H), 8.37 (s, 1H), 7.99 - 7.94 (m, 2H), 7.76 (s, 1H), 7.70 (t, *J* = 7.4 Hz, 1H), 7.62 (s, 1H), 7.54 - 7.42 (m, 5H), 7.31 (d, *J* = 8.4 Hz, 1H), 6.53 (s, 1H), 1.58 - 1.55 (m, 2H), 1.22 - 1.20 (m, 2H).

Preparation: *N*-(1-(1*H*-Indaxol-5-yl)isoquinolin-3-yl)-1-(2,2-difluorobenzo[d][1,3]dioxol-5-yl)cyclopropanecarboxamide

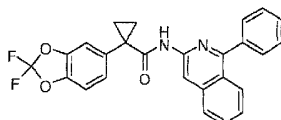
[0295]



[0296] *N*-(1-(1*H*-Indazol-5-yl)isoquinolin-3-yl)-1-(2,2-difluorobenzo[d][1,3]dioxol-5-yl)cyclopropanecarboxamide was made by the procedure shown above starting from *N*-(1-bromoisoquinolin-3-yl)-1-(2,2-difluorobenzo[d][1,3]dioxol-5-yl)cyclopropanecarboxamide and 5-(4,4,5,5-tetramethyl-1,3,2-dioxaborolan-2-yl)-1*H*-indazole. ESI-MS *m/z* calc. 484.1, found 485.5 (*M*+1)⁺. Retention time 2.01 minutes. ¹H NMR (400 MHz, DMSO-*d*₆) δ 9.05 (d, *J* = 9.9 Hz, 1H), 8.41 (s, 1H), 8.19 (s, 1H), 7.99 - 7.92 (m, 3H), 7.74 - 7.67 (m, 2H), 7.63 - 7.56 (m, 2H), 7.51 - 7.38 (m, 3H), 1.58 - 1.55 (m, 2H), 1.22 - 1.20 (m, 2H).

Preparation: 1-(2,2-difluorobenzo[d][1,3]dioxol-5-yl)-*N*-(1-phenylisoquinolin-3-yl)cyclopropanecarboxamide

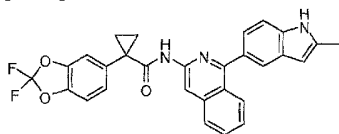
[0297]



[0298] 1-(2,2-difluorobenzo[d][1,3]dioxol-5-yl)-*N*-(1-phenylisoquinolin-3-yl)cyclopropanecarboxamide was made by the procedure shown above starting from *N*-(1-bromoisoquinolin-3-yl)-1-(2,2-difluorobenzo[d][1,3]dioxol-5-yl)cyclopropanecarboxamide and phenylboronic acid.

Preparation: 1-(2,2-difluorobenzo[d][1,3]dioxol-5-yl)-*N*-(1-(2-methyl-1*H*-indol-5-yl)isoquinolin-3-yl)cyclopropanecarboxamide

[0299]

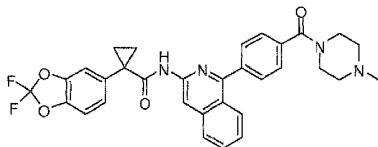


[0300] 1-(2,2-difluorobenzo[d][1,3]dioxol-5-yl)-*N*-(1-phenylisoquinolin-3-yl)cyclopropanecarboxamide was made by the procedure shown above starting from *N*-(1-bromoisoquinolin-3-yl)-1-(2,2-difluorobenzo[d][1,3]dioxol-5-yl)cyclopropanecarboxamide and 2-

methyl-1H-indol-5-ylboronic acid.

Preparation: 1-(2,2-difluorobenzo[d][1,3]dioxol-5-yl)-N-(1-(4-(4-methylpiperazine-1-carbonyl)phenyl)isoquinolin-3-yl)cyclopropanecarboxamide

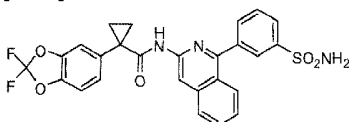
[0301]



[0302] 1-(2,2-difluorobenzo[d][1,3]dioxol-5-yl)-N-(1-phenylisoquinolin-3-yl)cyclopropanecarboxamide was made by the procedure shown above starting from *N*-(1-bromoisoquinolin-3-yl)-1-(2,2-difluorobenzo[d][1,3]dioxol-5-yl)cyclopropanecarboxamide and 4-(4-methylpiperazine-1-carbonyl)phenylboronic acid.

Preparation: 1-(2,2-Difluorobenzo[d][1,3]dioxol-5-yl)-N-(1-(3-sulfamoylphenyl)isoquinolin-3-yl)cyclopropanecarboxamide

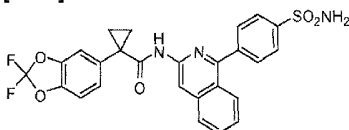
[0303]



[0304] 1-(2,2-Difluorobenzo[d][1,3]dioxol-5-yl)-*N*-(1-(3-sulfamoylphenyl)isoquinolin-3-yl)cyclopropanecarboxamide was made by the procedure shown above starting from *N*-(1-bromoisoquinolin-3-yl)-1-(2,2-difluorobenzo[d][1,3]dioxol-5-yl)cyclopropanecarboxamide and 3-sulfamoylphenylboronic acid. ESI-MS *m/z* calc. 523.1, found 524.3 (*M*+1)⁺. Retention time 2.02 minutes. ¹H NMR (400 MHz, DMSO-*d*₆) δ 9.22 (s, 1H), 8.48 (s, 1H), 8.03 - 7.96 (m, 3H), 7.83 - 7.73 (m, 4H), 7.60 - 7.37 (m, 6H), 1.58 - 1.55 (m, 2H), 1.22 - 1.19 (m, 2H).

Preparation: 1-(2,2-Difluorobenzo[d][1,3]dioxol-5-yl)-N-(1-(4-sulfamoylphenyl)isoquinolin-3-yl)cyclopropanecarboxamide

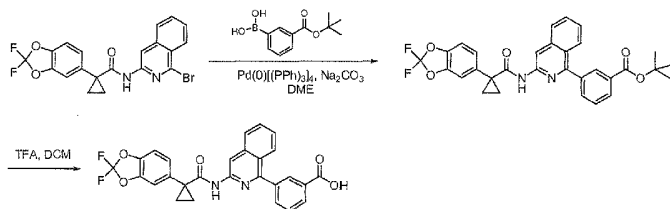
[0305]



[0306] 1-(2,2-Difluorobenzo[d][1,3]dioxol-5-yl)-*N*-(1-(4-sulfamoylphenyl)isoquinolin-3-yl)cyclopropanecarboxamide was made by the procedure shown above starting from *N*-(1-bromoisoquinolin-3-yl)-1-(2,2-difluorobenzo[d][1,3]dioxol-5-yl)cyclopropanecarboxamide and 4-sulfamoylphenylboronic acid. ESI-MS *m/z* calc. 523.1, found 524.3 (*M*+1)⁺. Retention time 2.03 minutes. ¹H NMR (400 MHz, DMSO-*d*₆) δ 9.08 (s, 1H), 8.47 (s, 1H), 8.02 - 7.97 (m, 3H), 7.83 - 7.73 (m, 4H), 7.61 (d, *J* = 1.3 Hz, 1H), 7.54 - 7.38 (m, 5H), 1.58 - 1.56 (m, 2H), 1.23 - 1.20 (m, 2H).

Preparation: 3-(3-(1-(2,2-Difluorobenzo[d][1,3]dioxol-5-yl)cyclopropanecarboxamido) isoquinolin-1-yl)benzoic acid

[0307]



Step a: tert-Butyl 3-(3-(1-(2,2-difluorobenzo[d][1,3]dioxol-5-yl)cyclopropanecarboxamido)isoquinolin-1-yl)benzoate

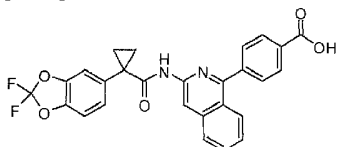
[0308] To *N*-(1-bromoisoquinolin-3-yl)-1-(2,2-difluorobenzo[d][1,3]dioxol-5-yl)cyclopropanecarboxamide (508 mg, 1.14 mmol) in 1,2-dimethoxyethane (11 mL) was added 3-(*tert*-butoxycarbonyl)phenylboronic acid (328 mg, 1.48 mmol), tetrakis(triphenylphosphine)palladium (0) (131 mg, 0.114 mmol), and 2 M Na₂CO₃ (1.71 mL, 3.41 mmol). The mixture was heated at 80 °C overnight before it was diluted with ethyl acetate (10 mL) and washed with water (20 mL). The organics were dried over Na₂SO₄ and evaporated. The resulting crude material was purified by silica gel chromatography eluting with 0-10% ethyl acetate in hexanes to yield *tert*-butyl 3-(3-(1-(2,2-difluorobenzo[d][1,3]dioxol-5-yl)cyclopropanecarboxamido)isoquinolin-1-yl)benzoate (603 mg, 97%). ESI-MS *m/z* calc. 544.6, found 545.3 (M+1)⁺. Retention time 2.76 minutes.

Step b: 3-(3-(1-(2,2-Difluorobenzo[d][1,3]dioxol-5-yl)cyclopropanecarboxamido)isoquinolin-1-yl)benzoic acid

[0309] *tert*-Butyl 3-(3-(1-(2,2-difluorobenzo[d][1,3]dioxol-5-yl)cyclopropanecarboxamido)isoquinolin-1-yl)benzoate (603 mg, 1.11 mmol) was dissolved in dichloromethane (6 mL) and trifluoroacetic acid (3 mL). The reaction mixture was stirred at room temperature for 3.5 hours before it was evaporated to dryness to yield 3-(3-(1-(2,2-difluorobenzo[d][1,3]dioxol-5-yl)cyclopropanecarboxamido)isoquinolin-1-yl)benzoic acid (499 mg, 75%) as the TFA salt. ESI-MS *m/z* calc. 488.1, found 489.1 (M+1)⁺. Retention time 2.06 minutes.

Preparation: 4-(3-(1-(2,2-Difluorobenzo[d][1,3]dioxol-5-yl)cyclopropanecarboxamido)isoquinolin-1-yl)benzoic acid

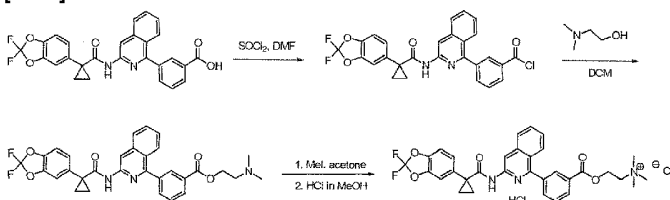
[0310]



[0311] 4-(3-(1-(2,2-Difluorobenzo[d][1,3]dioxol-5-yl)cyclopropanecarboxamido)isoquinolin-1-yl)benzoic acid was made by the procedure shown above starting from *N*-(1-bromoisoquinolin-3-yl)-1-(2,2-difluorobenzo[d][1,3]dioxol-5-yl)cyclopropanecarboxamide and 4-(*tert*-butoxycarbonyl)phenylboronic acid.

Preparation: 2-(3-(3-(1-(2,2-Difluorobenzo[d][1,3]dioxol-5-yl)cyclopropane carboxamido)isoquinolin-1-yl)benzoyloxy)-N,N,N-trimethylethanaminium chloride

[0312]



Step a: 3-(3-(1-(2,2-Difluorobenzo[d][1,3]dioxol-5-yl)cyclopropane carboxamido)isoquinolin-1-yl)benzoyl chloride

[0313] To 3-(3-(1-(2,2-difluorobenzo[d][1,3]dioxol-5-yl)cyclopropanecarboxamido)isoquinolin-1-yl)benzoic acid (1.26 g, 2.58 mmol) in dichloromethane (5 mL) was added thionyl chloride (922 mg, 564 μ L, 7.75 mmol) and *N,N*-dimethyl formamide (20 μ L). The reaction mixture was stirred at room temperature for 30 minutes before it was evaporated to dryness to yield 3-(3-(1-(2,2-difluorobenzo[d][1,3]dioxol-5-yl)cyclopropanecarboxamido)isoquinolin-1-yl)benzoyl chloride as a yellow solid.

Step b: 2-(Dimethylamino)ethyl 3-(3-(1-(2,2-difluorobenzo[d][1,3]dioxol-5-yl)cyclopropanecarboxamido)isoquinolin-1-yl)benzoate

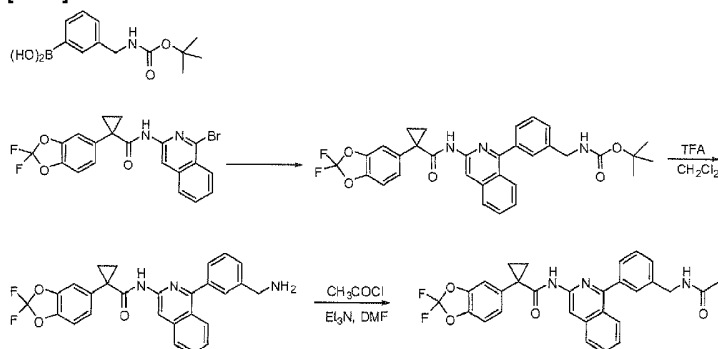
[0314] To *N,N*-dimethylethanol amine (921 mg, 1.04 mL, 10.3 mmol) in dichloromethane (5 mL) was added a solution of 3-(3-(1-(2,2-difluorobenzo[d][1,3]dioxol-5-yl)cyclopropanecarboxamido)isoquinolin-1-yl)benzoyl chloride in dichloromethane (5 mL). The reaction mixture was stirred at room temperature overnight. The mixture was diluted with DCM (20 mL) and was washed with 1N HCl (20 mL) and saturated NaHCO₃ (20 mL). The organics were dried over Na₂SO₄ and evaporated to yield 2-(dimethylamino)ethyl 3-(3-(1-(2,2-difluorobenzo[d][1,3]dioxol-5-yl)cyclopropanecarboxamido)isoquinolin-1-yl)benzoate (1.30 g, 90%). ESI-MS *m/z* calc. 559.6, found 560.3 (M+1)⁺. Retention time 1.72 minutes.

Step c: 2-(3-(3-(1-(2,2-Difluorobenzo[d][1,3]dioxol-5-yl) cyclopropane carboxamido)isoquinolin-1-yl)benzoyloxy)-*N,N,N*-trimethylethanaminium chloride

[0315] To 2-(dimethylamino)ethyl 3-(3-(1-(2,2-difluorobenzo[d][1,3]dioxol-5-yl)cyclopropanecarboxamido)isoquinolin-1-yl)benzoate (478 mg, 0.855 mmol) in acetone (10 mL) was added iodomethane (1.00 mL, 16.1 mmol). After stirring for 1.5 h, the white precipitate that had formed was collected by vacuum filtration and was washed with cold acetone to yield a solid as the ammonium iodide salt. The material was dissolved in 1.25 M HCl in methanol (1.91 mL, 2.39 mmol) and heated at 60 °C for 1 h. The reaction was cooled to room temperature and acetone was added to yield a precipitate. The precipitate was dissolved in DCM and was washed with 1 N HCl (2 x 10 mL). The organics were dried over Na₂SO₄ and evaporated to give an oil which upon re-evaporating with DCM/hexane gave 2-(3-(3-(1-(2,2-difluorobenzo[d][1,3]dioxol-5-yl) cyclopropane carboxamido)isoquinolin-1-yl)benzoyloxy)-*N,N,N*-trimethylethanaminium chloride (358 mg, 93%). ESI-MS *m/z* calc. 610.2, found 610.3 (M+1)⁺. Retention time 1.79 minutes.

Preparation: N-(1-(3-(Acetamidomethyl)phenyl)isoquinolin-3-yl)-1-(2,2-difluorobenzo[d][1,3]dioxol-5-yl)cyclopropanecarboxamide

[0316]

**Step a: tert-Butyl 3-(3-(1-(2,2-difluorobenzo[d][1,3]dioxol-5-yl)cyclopropanecarboxamido)isoquinolin-1-yl)benzylcarbamate**

[0317] *tert*-Butyl 3-(3-(1-(2,2-difluorobenzo[d][1,3]dioxol-5-yl)cyclopropanecarboxamido)isoquinolin-1-yl)benzylcarbamate was made by the procedure shown above starting from *N*-(1-bromoisoquinolin-3-yl)-1-(2,2-difluorobenzo[d][1,3]dioxol-5-yl)cyclopropanecarboxamide and 3-((*tert*-butoxycarbonylamino)methyl)phenylboronic acid. ESI-MS *m/z* calc. 573.2, found 574.5 (*M*+1)⁺. Retention time 2.26 minutes. ¹H NMR (400 MHz, DMSO-*d*₆) δ 9.08 (s, 1H), 8.43 (s, 1H), 7.98 (d, *J* = 8.4 Hz, 1H), 7.83 (d, *J* = 8.6 Hz, 1H), 7.74 - 7.70 (m, 1H), 7.60 (s, 1H), 7.50 - 7.37 (m, 8H), 4.20 (d, *J* = 6.3 Hz, 2H), 1.57 - 1.54 (m, 2H), 1.37 (s, 9H), 1.22 - 1.19 (m, 2H).

Step b: ***N*-(1-(3-(Aminomethyl)phenyl)isoquinolin-3-yl)-1-(2,2-difluorobenzo[d][1,3]dioxol-5-yl)cyclopropanecarboxamide**

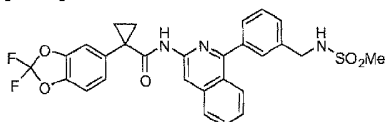
[0318] TFA (500 μL) was added to a solution of *tert*-butyl 3-(3-(1-(2,2-difluorobenzo[d][1,3]dioxol-5-yl)cyclopropanecarboxamido)isoquinolin-1-yl)benzylcarbamate (115 mg, 0.200 mmol) in CH₂Cl₂ (1.5 mL). The reaction was stirred at room temperature for 1 hour. The reaction was diluted with CH₂Cl₂ and 1N NaOH was added until the mixture become basic. The organic layer was dried over MgSO₄, filtered and concentrated to yield *N*-(1-(3-(Aminomethyl)phenyl)isoquinolin-3-yl)-1-(2,2-difluorobenzo[d][1,3]dioxol-5-yl)cyclopropanecarboxamide as a white solid (95 mg, 99%). ESI-MS *m/z* calc. 473.2, found 474.2 (*M*+1)⁺. Retention time 1.62 minutes.

Step c: ***N*-(1-(3-(Acetamidomethyl)phenyl)isoquinolin-3-yl)-1-(2,2-difluorobenzo[d][1,3]dioxol-5-yl)cyclopropanecarboxamide**

[0319] To a solution of *N*-(1-(3-(aminomethyl)phenyl)isoquinolin-3-yl)-1-(2,2-difluorobenzo[d][1,3]dioxol-5-yl)cyclopropanecarboxamide (47 mg, 0.1 mmol) and Et₃N (28 μL, 0.2 mmol) in DMF (2 mL) was added acetyl chloride (7.1 μL, 0.1 mmol). The reaction was stirred at room temperature for 10 minutes, then filtered and purified by reverse-phase HPLC to yield the product, *N*-(1-(3-(acetamidomethyl)phenyl)isoquinolin-3-yl)-1-(2,2-difluorobenzo[d][1,3]dioxol-5-yl)cyclopropanecarboxamide. ESI-MS *m/z* calc. 515.2, found 516.5 (*M*+1)⁺. Retention time 1.97 minutes. ¹H NMR (400 MHz, DMSO-*d*₆) δ 9.06 (s, 1H), 8.43 - 8.40 (m, 2H), 7.98 (d, *J* = 8.2 Hz, 1H), 7.83 (d, *J* = 8.4 Hz, 1H), 7.74 - 7.70 (m, 1H), 7.61 (d, *J* = 1.1 Hz, 1H), 7.50 - 7.38 (m, 7H), 4.33 (d, *J* = 6.0 Hz, 2H), 1.85 (s, 3H), 1.57 - 1.55 (m, 2H), 1.22 - 1.19 (m, 2H).

Preparation: **1-(2,2-Difluorobenzo[d][1,3]dioxol-5-yl)-*N*-(1-(3-(methylsulfonamidomethyl)phenyl)isoquinolin-3-yl)cyclopropanecarboxamide**

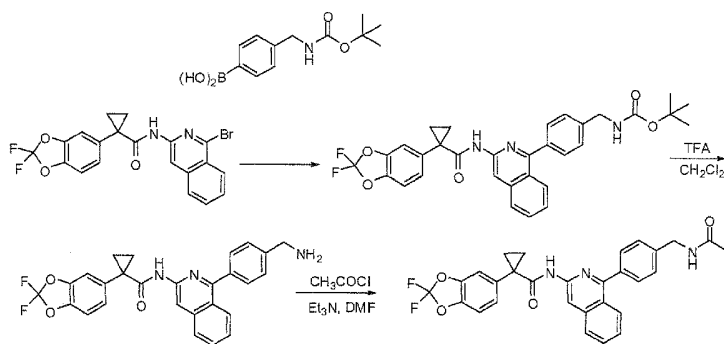
[0320]



[0321] 1-(2,2-Difluorobenzo[d][1,3]dioxol-5-yl)-*N*-(1-(3-(methylsulfonamidomethyl)phenyl)isoquinolin-3-yl)cyclopropanecarboxamide was made by the procedure shown above starting from *N*-(1-(3-(aminomethyl)phenyl)isoquinolin-3-yl)-1-(2,2-difluorobenzo[d][1,3]dioxol-5-yl)cyclopropanecarboxamide and methanesulfonyl chloride. ESI-MS *m/z* calc. 551.1, found 552.3 (*M*+1)⁺. Retention time 2.06 minutes. ¹H NMR (400 MHz, DMSO-*d*₆) δ 9.08 (s, 1H), 8.43 (s, 1H), 7.98 (d, *J* = 8.4 Hz, 1H), 7.84 (d, *J* = 8.9 Hz, 1H), 7.75 - 7.71 (m, 1H), 7.64 - 7.60 (m, 2H), 7.54 - 7.40 (m, 7H), 4.25 (d, *J* = 6.3 Hz, 2H), 2.89 (s, 3H), 1.57 - 1.55 (m, 2H), 1.22 - 1.19 (m, 2H).

Preparation: ***N*-(1-(4-(Acetamidomethyl)phenyl)isoquinolin-3-yl)-1-(2,2-difluorobenzo[d][1,3]dioxol-5-yl)cyclopropanecarboxamide**

[0322]



Step a: tert-Butyl 4-(3-(1-(2,2-difluorobenzo[d][1,3]dioxol-5-yl)cyclopropanecarboxamido)isoquinolin-1-yl)benzylcarbamate

[0323] *tert*-Butyl 4-(3-(1-(2,2-difluorobenzo[d][1,3]dioxol-5-yl)cyclopropanecarboxamido)isoquinolin-1-yl)benzylcarbamate was made by the procedure shown above starting from *N*-(1-bromoisoquinolin-3-yl)-1-(2,2-difluorobenzo[d][1,3]dioxol-5-yl)cyclopropanecarboxamide and 4-((*tert*-butoxycarbonylamino)methyl)phenylboronic acid. ESI-MS *m/z* calc. 573.2, found 574.3 (*M*+1)⁺. Retention time 2.26 minutes. ¹H NMR (400 MHz, DMSO-*d*₆) δ 8.94 (s, 1H), 8.40 (s, 1H), 7.97 (d, *J* = 8.2 Hz, 1H), 7.86 (d, *J* = 8.6 Hz, 1H), 7.74 - 7.70 (m, 1H), 7.61 (d, *J* = 1.2 Hz, 1H), 7.54 - 7.38 (m, 8H), 4.22 (d, *J* = 5.9 Hz, 2H), 1.57 - 1.55 (m, 2H), 1.41 (s, 9H), 1.22 - 1.20 (m, 2H).

Step b: N-(1-(4-(Aminomethyl)phenyl)isoquinolin-3-yl)-1-(2,2-difluorobenzo[d][1,3]dioxol-5-yl)cyclopropanecarboxamide

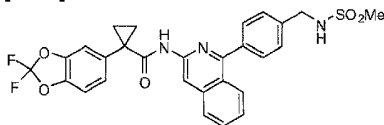
[0324] *N*-(1-(4-(Aminomethyl)phenyl)isoquinolin-3-yl)-1-(2,2-difluorobenzo[d][1,3]dioxol-5-yl)cyclopropanecarboxamide was made by the procedure shown above starting from *tert*-butyl 4-(3-(1-(2,2-difluorobenzo[d][1,3]dioxol-5-yl)cyclopropanecarboxamido)isoquinolin-1-yl)benzylcarbamate. ESI-MS *m/z* calc. 473.2, found 474.2 (*M*+1)⁺. Retention time 1.61 minutes.

Step c: N-(1-(4-(Acetamidomethyl)phenyl)isoquinolin-3-yl)-1-(2,2-difluorobenzo[d][1,3]dioxol-5-yl)cyclopropanecarboxamide

[0325] *N*-(1-(4-(Acetamidomethyl)phenyl)isoquinolin-3-yl)-1-(2,2-difluorobenzo[d][1,3]dioxol-5-yl)cyclopropanecarboxamide was made by the procedure shown above starting from *N*-(1-(4-(aminomethyl)phenyl)isoquinolin-3-yl)-1-(2,2-difluorobenzo[d][1,3]dioxol-5-yl)cyclopropanecarboxamide and acetyl chloride. ESI-MS *m/z* calc. 515.2, found 516.5 (*M*+1)⁺. Retention time 1.96 minutes. ¹H NMR (400 MHz, DMSO-*d*₆) δ 8.93 (s, 1H), 8.46 - 8.42 (m, 2H), 7.98 (d, *J* = 8.3 Hz, 1H), 7.87 (d, *J* = 8.5 Hz, 1H), 7.75 - 7.71 (m, 1H), 7.61 (d, *J* = 1.1 Hz, 1H), 7.55 - 7.39 (m, 7H), 4.35 (d, *J* = 5.9 Hz, 2H), 1.91 (s, 3H), 1.59 - 1.56 (m, 2H), 1.23 - 1.20 (m, 2H).

Preparation: 1-(2,2-Difluorobenzo[d][1,3]dioxol-5-yl)-N-(1-(4-(methylsulfonamidomethyl)phenyl)isoquinolin-3-yl)cyclopropanecarboxamide

[0326]

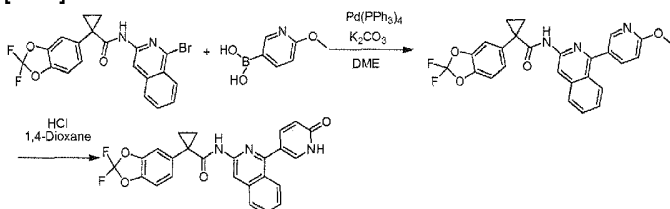


[0327] 1-(2,2-Difluorobenzo[d][1,3]dioxol-5-yl)-*N*-(1-(4-(methylsulfonamidomethyl)phenyl)isoquinolin-3-

yl)cyclopropanecarboxamide was made by the procedure shown above starting from *N*-(1-(4-(aminomethyl)phenyl)isoquinolin-3-yl)-1-(2,2-difluorobenzo[d][1,3]dioxol-5-yl)cyclopropanecarboxamide and methanesulfonyl chloride. ESI-MS *m/z* calc. 551.1, found 552.3 (*M*+1)⁺. Retention time 2.06 minutes. ¹H NMR (400 MHz, DMSO-*d*₆) δ 9.00 (s, 1H), 8.41 (s, 1H), 7.98 (d, *J* = 8.3 Hz, 1H), 7.85 (d, *J* = 8.5 Hz, 1H), 7.74 - 7.70 (m, 1H), 7.66 (t, *J* = 6.5 Hz, 1H), 7.61 (d, *J* = 1.2 Hz, 1H), 7.57 (d, *J* = 8.1 Hz, 2H), 7.52 - 7.47 (m, 3H), 7.44 - 7.38 (m, 2H), 4.26 (d, *J* = 6.3 Hz, 2H), 2.92 (s, 3H), 1.57 - 1.55 (m, 2H), 1.22 - 1.20 (m, 2H).

Preparation: 1-(2,2-Difluorobenzo[d][1,3]dioxol-5-yl)-N-(1-(6-oxo-1,6-dihydropyridin-3-yl)isoquinolin-3-yl)cyclopropanecarboxamide

[0328]



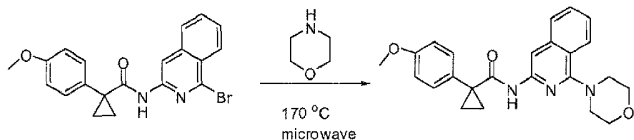
Step a: 1-(2,2-Difluorobenzo[d][1,3]dioxol-5-yl)-N-(1-(6-methoxypyridin-3-yl)isoquinolin-3-yl)cyclopropanecarboxamide

[0329] *N*-(1-Bromoisoquinolin-3-yl)-1-(2,2-difluorobenzo[d][1,3]dioxol-5-yl)cyclopropanecarboxamide (268 mg, 0.600 mmol) was dissolved in 6 mL of 1,2-dimethoxyethane (DME) in a microwave reactor tube. 6-Methoxypyridin-3-ylboronic acid (119 mg, 0.780 mmol), 0.6 mL of an aqueous 2 M potassium carbonate solution, and tetrakis(triphenylphosphine)palladium(0) (Pd(PPh₃)₄, 34.7 mg, 0.0300 mmol) were added and the reaction mixture was heated at 120 °C in a microwave reactor for 20 minutes. The resulting material was cooled to room temperature, filtered, and the layers were separated. The crude product was evaporated to dryness and then purified on silica gel utilizing a gradient of 0-50% ethyl acetate in hexanes to yield 1-(2,2-difluorobenzo[d][1,3]dioxol-5-yl)-*N*-(1-(6-methoxypyridin-3-yl)isoquinolin-3-yl)cyclopropane-carboxamide (204 mg, 71%). ESI-MS *m/z* calc. 475.1, found; 476.3 (*M*+1)⁺ Retention time 2.31 minutes.

Step b: 1-(2,2-Difluorobenzo[d][1,3]dioxol-5-yl)-N-(1-(6-oxo-1,6-dihydropyridin-3-yl)isoquinolin-3-yl)cyclopropanecarboxamide

[0330] 1-(2,2-Difluorobenzo[d][1,3]dioxol-5-yl)-*N*-(1-(6-methoxypyridin-3-yl)isoquinolin-3-yl)cyclopropanecarboxamide (100 mg, 0.210 mmol) was dissolved in a mixture of 1.2 mL of 1,4-dioxane and 0.6 mL of 4M aqueous hydrochloric acid. The solution was heated at 90 °C for 2 hours. The crude reaction mixture was quenched with one equivalent of triethylamine and was then evaporated to dryness. The crude product was partitioned between dichloromethane and water. The organic layer was separated, dried over sodium sulfate, and a portion of the material was purified on 12 g of silica gel utilizing a gradient of 0-10% methanol in dichloromethane to yield 1-(2,2-difluorobenzo[d][1,3]dioxol-5-yl)-*N*-(1-(6-oxo-1,6-dihydropyridin-3-yl)isoquinolin-3-yl)cyclopropane-carboxamide as a white solid. ESI-MS *m/z* calc. 461.1, found 461.9 (*M*+1)⁺. Retention time 1.67 minutes.

[0331] Preparation: 1-(4-methoxyphenyl)-N-(1-morpholinoisoquinolin-3-yl)cyclopropanecarboxamide

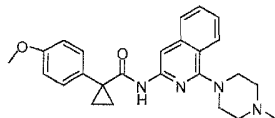


[0332] *N*-(1-bromoisoquinolin-3-yl)-1-(4-methoxyphenyl)cyclopropane-carboxamide (39.7 mg, 0.1 mmol) was dissolved in 1,4-dioxane (1.0 mL) in a microwave tube. Morpholine (26.14 μL, 0.3 mmol) was added and the reaction was stirred and heated at 170 °C for eighteen hours. The solvent was evaporated. The crude product was dissolved in DMSO (1 mL), filtered and purified by reverse phase preparative HPLC to yield 1-(4-methoxyphenyl)-*N*-(1-morpholinoisoquinolin-3-yl)cyclopropanecarboxamide as a TFA salt. ESI-MS *m/z* calc. 403.19, found 404.5 (*M*+1)⁺. Retention time 1.95 minutes. ¹H NMR (400.0 MHz, DMSO) δ 8.01 - 7.98

(m, 2H), 7.93 (s, 1H), 7.80 (d, J = 8.2 Hz, 1H), 7.64 - 7.60 (m, 1H), 7.49 - 7.41 (m, 3H), 7.05 - 7.01 (m, 2H), 3.80 - 3.78 (m, 7H), 3.17 (t, J = 4.4 Hz, 4H), 1.51 (dd, J = 3.8, 6.7 Hz, 2H) and 1.13 (dd, J = 3.9, 6.8 Hz, 2H) ppm.

Preparation: 1-(4-methoxyphenyl)-N-(1-(4-methylpiperazin-1-yl)isoquinolin-3-yl)cyclopropanecarboxamide

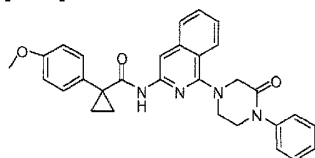
[0333]



[0334] 1-(4-methoxyphenyl)-N-(1-(4-methylpiperazin-1-yl)isoquinolin-3-yl)cyclopropanecarboxamide was made by the procedure shown above starting from N-(1-bromoisoquinolin-3-yl)-1-(4-methoxyphenyl)cyclopropane-carboxamide and 1-methylpiperazine.

Preparation: 1-(4-methoxyphenyl)-N-(1-(3-oxo-4-phenylpiperazin-1-yl)isoquinolin-3-yl)cyclopropanecarboxamide

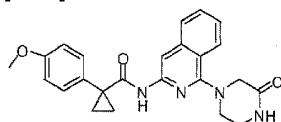
[0335]



[0336] 1-(4-methoxyphenyl)-N-(1-(3-oxo-4-phenylpiperazin-1-yl)isoquinolin-3-yl)cyclopropanecarboxamide was made by the procedure shown above starting from N-(1-bromoisoquinolin-3-yl)-1-(4-methoxyphenyl)cyclopropanecarboxamide and 1-phenylpiperazin-2-one.

Preparation: 1-(4-methoxyphenyl)-N-(1-(3-oxopiperazin-1-yl)isoquinolin-3-yl)cyclopropanecarboxamide

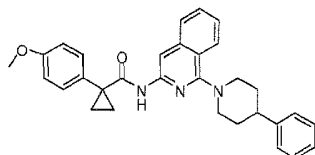
[0337]



[0338] 1-(4-methoxyphenyl)-N-(1-(3-oxopiperazin-1-yl)isoquinolin-3-yl)cyclopropanecarboxamide was made by the procedure shown above starting from N-(1-bromoisoquinolin-3-yl)-1-(4-methoxyphenyl)cyclopropanecarboxamide and piperazin-2-one.

Preparation: 1-(4-methoxyphenyl)-N-(1-(4-phenylpiperidin-1-yl)isoquinolin-3-yl)cyclopropanecarboxamide

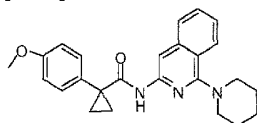
[0339]



[0340] 1-(4-methoxyphenyl)-N-(1-(4-phenylpiperidin-1-yl)isoquinolin-3-yl)cyclopropanecarboxamide was made by the procedure shown above starting from N-(1-bromoisoquinolin-3-yl)-1-(4-methoxyphenyl)cyclopropanecarboxamide and 4-phenylpiperidine.

Preparation: 1-(4-methoxyphenyl)-N-(1-(piperidin-1-yl)isoquinolin-3-yl)cyclopropanecarboxamide

[0341]



[0342] 1-(4-methoxyphenyl)-N-(1-(piperidin-1-yl)isoquinolin-3-yl)cyclopropanecarboxamide was made by the procedure shown above starting from N-(1-bromoisoquinolin-3-yl)-1-(4-methoxyphenyl)cyclopropanecarboxamide and piperidine.

[0343] Physical data for examples of the invention are given in Table 2.

Table 2

Compound No.	LC/MS [M+H] ⁺	LC/RT min	NMR
1	552.3	2.06	H NMR (400 MHz, DMSO) 9.00 (s, 1H), 8.41 (s, 1H), 7.98 (d, J = 8.3 Hz, 1H), 7.85 (d, J = 8.5 Hz, 1H), 7.74 - 7.70 (m, 1H), 7.66 (t, J = 6.5 Hz, 1H), 7.61 (d, J = 1.2 Hz, 1H), 7.57 (d, J = 8.1 Hz, 2H), 7.52 - 7.47 (m, 3H), 7.44 - 7.38 (m, 2H), 4.26 (d, J = 6.3 Hz, 2H), 2.92 (s, 3H), 1.57 - 1.55 (m, 2H), 1.22 - 1.20 (m, 2H)
2	485.5	2.01	H NMR (400 MHz, DMSO) 9.05 (d, J = 9.9 Hz, 1H), 8.41 (s, 1H), 8.19 (s, 1H), 7.99 - 7.92 (m, 3H), 7.74 - 7.67 (m, 2H), 7.63 - 7.56 (m, 2H), 7.51 - 7.38 (m, 3H), 1.58 - 1.55 (m, 2H), 1.22 - 1.20 (m, 2H)
3	516.5	1.96	H NMR (400 MHz, DMSO) 9.08 (s, 1H), 8.43 (s, 1H), 7.98 (d, J = 8.4 Hz, 1H), 7.84 (d, J = 8.9 Hz, 1H), 7.75 - 7.71 (m, 1H), 7.64 - 7.60 (m, 2H), 7.54 - 7.40 (m, 7H), 4.25 (d, J = 6.3 Hz, 2H), 2.89 (s, 3H), 1.57 - 1.55 (m, 2H), 1.22 - 1.19 (m, 2H)
4	445.3	2.45	
5	489.5	2.12	H NMR (400 MHz, DMSO) 9.00 (s, 1H), 8.41 (s, 1H), 7.98 (d, J = 8.3 Hz, 1H), 7.85 (d, J = 8.5 Hz, 1H), 7.74 - 7.70 (m, 1H), 7.66 (t, J = 6.5 Hz, 1H), 7.61 (d, J = 1.2 Hz, 1H), 7.57 (d, J = 8.1 Hz, 2H), 7.52 - 7.47 (m, 3H), 7.44 - 7.38 (m, 2H), 4.26 (d, J = 6.3 Hz, 2H), 2.92 (s, 3H), 1.57 - 1.55 (m, 2H), 1.22 - 1.20 (m, 2H)
6	488.3	1.92	H NMR (400 MHz, DMSO) 9.10 (s, 1H), 8.46 (s, 1H), 8.11 - 7.98 (m, 4H), 7.84 (d, J = 8.5 Hz, 1H), 7.78 - 7.72 (m, 1H), 7.66 (d, J = 8.3 Hz, 2H), 7.61 (d, J = 1.1 Hz, 1H), 7.53 - 7.49 (m, 2H), 7.43 - 7.38 (m, 2H), 1.58 - 1.56 (m, 2H), 1.23 - 1.20 (m, 2H)
7	498.3	2.12	
8	489.3	2.12	
9	552.3	2.06	
10	516.5	1.97	H NMR (400 MHz, DMSO) 9.06 (s, 1H), 8.43 - 8.40 (m, 2H), 7.98 (d, J = 8.2 Hz, 1H), 7.83 (d, J = 8.4 Hz, 1H), 7.74 - 7.70 (m, 1H), 7.61 (d, J = 1.1 Hz, 1H), 7.50 - 7.38 (m, 7H), 4.33 (d, J = 6.0 Hz, 2H), 1.85 (s, 3H), 1.57 - 1.55 (m, 2H), 1.22 - 1.19 (m, 2H)
11	524.3	2.03	
12	417.5	1.46	
13	524.3	2.02	
14	493.7	1.99	
15	500.3	1.93	H NMR (400 MHz, DMSO) 8.93 (s, 1H), 8.46 - 8.42 (m, 2H), 7.98 (d, J = 8.3 Hz, 1H), 7.87 (d, J = 8.5 Hz, 1H), 7.75 - 7.71 (m, 1H), 7.61 (d, J = 1.1 Hz, 1H), 7.55 - 7.39 (m, 7H), 4.35 (d, J = 5.9 Hz, 2H), 1.91 (s, 3H), 1.59 - 1.56 (m, 2H), 1.23 - 1.20 (m, 2H)

Compound No.	LC/MS [M+H] ⁺	LC/RT min	NMR
16	484.5	2.08	H NMR (400 MHz, DMSO) 11.30 (s, 1H), 8.94 (s, 1H), 8.37 (s, 1H), 7.99 - 7.94 (m, 2H), 7.76 (s, 1H), 7.70 (t, J = 7.4 Hz, 1H), 7.62 (s, 1H), 7.54 - 7.42 (m, 5H), 7.31 (d, J = 8.4 Hz, 1H), 6.53 (s, 1H), 1.58 - 1.55 (m, 2H), 1.22 - 1.20 (m, 2H)
17	461.9	1.67	H NMR (400 MHz, DMSO) 9.08 (s, 1H), 8.47 (s, 1H), 8.02 - 7.97 (m, 3H), 7.83 - 7.73 (m, 4H), 7.61 (d, J = 1.3 Hz, 1H), 7.54 - 7.38 (m, 5H), 1.58 - 1.56 (m, 2H), 1.23 - 1.20 (m, 2H)
18	404.5	1.94	
19	560.3	1.74	
20	478.5	2.35	
21	417.5	1.63	
22	488.3	1.91	H NMR (400 MHz, DMSO) 9.14 (s, 1H), 8.45 (s, 1H), 8.08 - 7.99 (m, 4H), 7.82 (d, J = 8.4 Hz, 1H), 7.76 - 7.72 (m, 2H), 7.64 - 7.60 (m, 2H), 7.53 - 7.38 (m, 4H), 1.58 - 1.55 (m, 2H), 1.22 - 1.19 (m, 2H)
23	402.7	1.97	
24	571.3	1.68	
25	476.3	2.31	
26	552.3	2.12	H NMR (400 MHz, DMSO) 9.22 (s, 1H), 8.48 (s, 1H), 8.03 - 7.96 (m, 3H), 7.83 - 7.73 (m, 4H), 7.60 - 7.37 (m, 6H), 1.58 - 1.55 (m, 2H), 1.22 - 1.19 (m, 2H)
27	475.3	2.02	H NMR (400 MHz, DMSO) 8.98 (s, 1H), 8.41 (s, 1H), 8.00 - 7.96 (m, 1H), 7.88 - 7.84 (m, 1H), 7.72 (t, J = 7.1 Hz, 1H), 7.64 - 7.38 (m, 8H), 5.54 (s, 1H), 4.61 (s, 2H), 1.58 - 1.55 (m, 2H), 1.22 - 1.20 (m, 2H)
28	574.5	1.77	H NMR (400 MHz, DMSO) 9.19 (s, 1H), 8.50 (s, 1H), 8.01 (d, J = 8.3 Hz, 1H), 7.79 (s, 1H), 7.76 - 7.72 (m, 2H), 7.59 (d, J = 0.7 Hz, 1H), 7.54 - 7.37 (m, 6H), 2.48 (d, J = 4.9 Hz, 3H), 2.02 (s, 3H), 1.57 - 1.56 (m, 2H), 1.21 - 1.19 (m, 2H)

ASSAYS

Assays for Detecting and Measuring $\Delta F508$ -CFTR Correction Properties of Compounds

Membrane potential optical methods for assaying $\Delta F508$ -CFTR modulation properties of compounds

[0344] The optical membrane potential assay utilized voltage-sensitive FRET sensors described by Gonzalez and Tsien (See, Gonzalez, J. E. and R. Y. Tsien (1995) "Voltage sensing by fluorescence resonance energy transfer in single cells" *Biophys J* 69(4): 1272-80, and Gonzalez, J. E. and R. Y. Tsien (1997) "Improved indicators of cell membrane potential that use fluorescence resonance energy transfer" *Chem Biol* 4(4): 269-77) in combination with instrumentation for measuring fluorescence changes such as the Voltage/Ion Probe Reader (VIPR) (See, Gonzalez, J. E., K. Oades, et al. (1999) "Cell-based assays and instrumentation for screening ion-channel targets" *Drug Discov Today* 4(9): 431-439).

[0345] These voltage sensitive assays are based on the change in fluorescence resonant energy transfer (FRET) between the membrane-soluble, voltage-sensitive dye, DiSBAC₂(3), and a fluorescent phospholipid, CC2-DMPE, which is attached to the outer leaflet of the plasma membrane and acts as a FRET donor. Changes in membrane potential (V_m) cause the negatively charged DiSBAC₂(3) to redistribute across the plasma membrane and the amount of energy transfer from CC2-DMPE changes accordingly. The changes in fluorescence emission were monitored using VIPR™ II, which is an integrated liquid handler and fluorescent detector designed to conduct cell-based screens in 96- or 384-well microtiter plates.

1. Identification of Correction Compounds

[0346] To identify small molecules that correct the trafficking defect associated with $\Delta F508$ -CFTR; a single-addition HTS assay format was developed. The cells were incubated in serum-free medium for 16 hrs at 37 °C in the presence or absence (negative control) of test compound. As a positive control, cells plated in 384-well plates were incubated for 16 hrs at 27 °C to "temperature-correct" $\Delta F508$ -CFTR. The cells were subsequently rinsed 3X with Krebs Ringers solution and loaded with the voltage-sensitive dyes. To activate $\Delta F508$ -CFTR, 10 μ M forskolin and the CFTR potentiator, genistein (20 μ M), were added along with Cl⁻-free medium to each well. The addition of Cl⁻-free medium promoted Cl⁻ efflux in response to $\Delta F508$ -CFTR activation and the resulting membrane depolarization was optically monitored using the FRET-based voltage-sensor dyes.

2. Identification of Potentiator Compounds

[0347] To identify potentiators of $\Delta F508$ -CFTR, a double-addition HTS assay format was developed. During the first addition, a Cl⁻-free medium with or without test compound was added to each well. After 22 sec, a second addition of Cl⁻-free medium containing 2 - 10 μ M forskolin was added to activate $\Delta F508$ -CFTR. The extracellular Cl⁻ concentration following both additions was 28 mM, which promoted Cl⁻ efflux in response to $\Delta F508$ -CFTR activation and the resulting membrane depolarization was optically monitored using the FRET-based voltage-sensor dyes.

3. Solutions

[0348]

Bath Solution #1: (in mM)	NaCl 160, KCl 4.5, CaCl ₂ 2, MgCl ₂ 1, HEPES 10,
	pH 7.4 with NaOH.
Chloride-free bath solution:	Chloride salts in Bath Solution #1 are substituted with gluconate salts.
CC2-DMPE:	Prepared as a 10 mM stock solution in DMSO and stored at -20°C.
DiSBAC ₂ (3):	Prepared as a 10 mM stock in DMSO and stored at -20°C.

4. Cell Culture

[0349] NIH3T3 mouse fibroblasts stably expressing $\Delta F508$ -CFTR are used for optical measurements of membrane potential. The cells are maintained at 37 °C in 5% CO₂ and 90 % humidity in Dulbecco's modified Eagle's medium supplemented with 2 mM glutamine, 10 % fetal bovine serum, 1 X NEAA, β -ME, 1 X pen/strep, and 25 mM HEPES in 175 cm² culture flasks. For all optical assays, the cells were seeded at 30,000/well in 384-well matrigel-coated plates and cultured for 2 hrs at 37 °C before culturing at 27 °C for 24 hrs for the potentiator assay. For the correction assays, the cells are cultured at 27 °C or 37 °C with and without compounds for 16 - 24 hours.

Electrophysiological Assays for assuring $\Delta F508$ -CFTR modulation properties of compounds**1. Using Chamber Assay**

[0350] Using chamber experiments were performed on polarized epithelial cells expressing $\Delta F508$ -CFTR to further characterize the $\Delta F508$ -CFTR modulators identified in the optical assays. FRT $\Delta F508$ -CFTR epithelial cells grown on Costar Snapwell cell culture inserts were mounted in an Ussing chamber (Physiologic Instruments, Inc., San Diego, CA), and the monolayers were continuously short-circuited using a Voltage-clamp System (Department of Bioengineering, University of Iowa, IA, and, Physiologic Instruments, Inc., San Diego, CA). Transepithelial resistance was measured by applying a 2-mV pulse. Under these conditions,

the FRT epithelia demonstrated resistances of $4 \text{ K}\Omega/\text{cm}^2$ or more. The solutions were maintained at 27°C and bubbled with air. The electrode offset potential and fluid resistance were corrected using a cell-free insert. Under these conditions, the current reflects the flow of Cl^- through $\Delta\text{F508-CFTR}$ expressed in the apical membrane. The I_{SC} was digitally acquired using an MP100A-CE interface and AcqKnowledge software (v3.2.6; BIOPAC Systems, Santa Barbara, CA).

2. Identification of Correction Compounds

[0351] Typical protocol utilized a basolateral to apical membrane Cl^- concentration gradient. To set up this gradient, normal ringer was used on the basolateral membrane, whereas apical NaCl was replaced by equimolar sodium gluconate (titrated to pH 7.4 with NaOH) to give a large Cl^- concentration gradient across the epithelium. All experiments were performed with intact monolayers. To fully activate $\Delta\text{F508-CFTR}$, forskolin ($10 \mu\text{M}$) and the PDE inhibitor, IBMX ($100 \mu\text{M}$), were applied followed by the addition of the CFTR potentiator, genistein ($50 \mu\text{M}$).

[0352] As observed in other cell types, incubation at low temperatures of FRT cells stably expressing $\Delta\text{F508-CFTR}$ increases the functional density of CFTR in the plasma membrane. To determine the activity of correction compounds, the cells were incubated with $10 \mu\text{M}$ of the test compound for 24 hours at 37°C and were subsequently washed 3X prior to recording. The cAMP- and genistein-mediated I_{SC} in compound-treated cells was normalized to the 27°C and 37°C controls and expressed as percentage activity. Preincubation of the cells with the correction compound significantly increased the cAMP- and genistein-mediated I_{SC} compared to the 37°C controls.

3. Identification of Potentiator Compounds

[0353] Typical protocol utilized a basolateral to apical membrane Cl^- concentration gradient. To set up this gradient, normal ringers was used on the basolateral membrane and was permeabilized with nystatin ($360 \mu\text{g}/\text{ml}$), whereas apical NaCl was replaced by equimolar sodium gluconate (titrated to pH 7.4 with NaOH) to give a large Cl^- concentration gradient across the epithelium. All experiments were performed 30 min after nystatin permeabilization. Forskolin ($10 \mu\text{M}$) and all test compounds were added to both sides of the cell culture inserts. The efficacy of the putative $\Delta\text{F508-CFTR}$ potentiators was compared to that of the known potentiator, genistein.

4. Solutions

[0354]

Basolateral solution (in mM):	NaCl (135), CaCl_2 (1.2), MgCl_2 (1.2), K_2HPO_4 (2.4), KH_2PO_4 (0.6), N-2-hydroxyethylpiperazine-N'-2-ethanesulfonic acid (HEPES) (10), and dextrose (10). The solution was titrated to pH 7.4 with NaOH .
Apical solution (in mM):	Same as basolateral solution with NaCl replaced
	with Na Gluconate (135).

5. Cell Culture

[0355] Fisher rat epithelial (FRT) cells expressing $\Delta\text{F508-CFTR}$ (FRT $^{\Delta\text{F508-CFTR}}$) were used for Ussing chamber experiments for the putative $\Delta\text{F508-CFTR}$ modulators identified from our optical assays. The cells were cultured on Costar Snapwell cell culture inserts and cultured for five days at 37°C and 5% CO_2 in Coon's modified Ham's F-12 medium supplemented with 5% fetal calf serum, 100 U/ml penicillin, and 100 $\mu\text{g}/\text{ml}$ streptomycin. Prior to use for characterizing the potentiator activity of compounds, the cells were incubated at 27°C for 16 - 48 hrs to correct for the $\Delta\text{F508-CFTR}$. To determine the activity of corrections compounds, the cells were incubated at 27°C or 37°C with and without the compounds for 24 hours.

6. Whole-cell recordings

[0356] The macroscopic $\Delta F508$ -CFTR current ($I_{\Delta F508}$) in temperature- and test compound-corrected NIH3T3 cells stably expressing $\Delta F508$ -CFTR were monitored using the perforated-patch, whole-cell recording. Briefly, voltage-clamp recordings of $I_{\Delta F508}$ were performed at room temperature using an Axopatch 200B patch-clamp amplifier (Axon Instruments Inc., Foster City, CA). All recordings were acquired at a sampling frequency of 10 kHz and low-pass filtered at 1 kHz. Pipettes had a resistance of 5 - 6 M Ω when filled with the intracellular solution. Under these recording conditions, the calculated reversal potential for Cl⁻ (E_{Cl}) at room temperature was -28 mV. All recordings had a seal resistance > 20 G Ω and a series resistance < 15 M Ω . Pulse generation, data acquisition, and analysis were performed using a PC equipped with a Digidata 1320 A/D interface in conjunction with Clampex 8 (Axon Instruments Inc.). The bath contained < 250 μ l of saline and was continuously perfused at a rate of 2 ml/min using a gravity-driven perfusion system.

7. Identification of Correction Compounds

[0357] To determine the activity of correction compounds for increasing the density of functional $\Delta F508$ -CFTR in the plasma membrane, we used the above-described perforated-patch-recording techniques to measure the current density following 24-hr treatment with the correction compounds. To fully activate $\Delta F508$ -CFTR, 10 μ M forskolin and 20 μ M genistein were added to the cells. Under our recording conditions, the current density following 24-hr incubation at 27°C was higher than that observed following 24-hr incubation at 37 °C. These results are consistent with the known effects of low-temperature incubation on the density of $\Delta F508$ -CFTR in the plasma membrane. To determine the effects of correction compounds on CFTR current density, the cells were incubated with 10 μ M of the test compound for 24 hours at 37°C and the current density was compared to the 27°C and 37°C controls (% activity). Prior to recording, the cells were washed 3X with extracellular recording medium to remove any remaining test compound. Preincubation with 10 μ M of correction compounds significantly increased the cAMP- and genistein-dependent current compared to the 37°C controls.

8. Identification of Potentiator Compounds

[0358] The ability of $\Delta F508$ -CFTR potentiators to increase the macroscopic $\Delta F508$ -CFTR Cl⁻ current ($I_{\Delta F508}$) in NIH3T3 cells stably expressing $\Delta F508$ -CFTR was also investigated using perforated-patch-recording techniques. The potentiators identified from the optical assays evoked a dose-dependent increase in $I_{\Delta F508}$ with similar potency and efficacy observed in the optical assays. In all cells examined, the reversal potential before and during potentiator application was around -30 mV, which is the calculated E_{Cl} (-28 mV).

9. Solutions

[0359]

Intracellular solution (in mM):	Cs-aspartate (90), CsCl (50), MgCl ₂ (1), HEPES (10), and 240 μ g/ml amphotericin-B (pH adjusted to 7.35 with CsOH).
Extracellular solution (in mM):	N-methyl-D-glucamine (NMDG)-Cl (150), MgCl ₂ (2), CaCl ₂ (2), HEPES (10) (pH adjusted to 7.35 with HCl).

10. Cell Culture

[0360] NIH3T3 mouse fibroblasts stably expressing $\Delta F508$ -CFTR are used for whole-cell recordings. The cells are maintained at 37 °C in 5% CO₂ and 90 % humidity in Dulbecco's modified Eagle's medium supplemented with 2 mM glutamine, 10 % fetal bovine serum, 1 X NEAA, β -ME, 1 X pen/strep, and 25 mM HEPES in 175 cm² culture flasks. For whole-cell recordings, 2,500 - 5,000 cells were seeded on poly-L-lysine-coated glass coverslips and cultured for 24 - 48 hrs at 27 °C before use to test the activity of

potentiators; and incubated with or without the correction compound at 37 °C for measuring the activity of correctors.

11. Single-channel recordings

[0361] The single-channel activities of temperature-corrected $\Delta F508$ -CFTR stably expressed in NIH3T3 cells and activities of potentiator compounds were observed using excised inside-out membrane patch. Briefly, voltage-clamp recordings of single-channel activity were performed at room temperature with an Axopatch 200B patch-clamp amplifier (Axon Instruments Inc.). All recordings were acquired at a sampling frequency of 10 kHz and low-pass filtered at 400 Hz. Patch pipettes were fabricated from Corning Kovar Sealing #7052 glass (World Precision Instruments, Inc., Sarasota, FL) and had a resistance of 5 - 8 M Ω when filled with the extracellular solution. The $\Delta F508$ -CFTR was activated after excision, by adding 1 mM Mg-ATP, and 75 nM of the cAMP-dependent protein kinase, catalytic subunit (PKA; Promega Corp. Madison, WI). After channel activity stabilized, the patch was perfused using a gravity-driven microperfusion system. The inflow was placed adjacent to the patch, resulting in complete solution exchange within 1 - 2 sec. To maintain $\Delta F508$ -CFTR activity during the rapid perfusion, the nonspecific phosphatase inhibitor F⁻ (10 mM NaF) was added to the bath solution. Under these recording conditions, channel activity remained constant throughout the duration of the patch recording (up to 60 min). Currents produced by positive charge moving from the intra- to extracellular solutions (anions moving in the opposite direction) are shown as positive currents. The pipette potential (V_p) was maintained at 80 mV.

[0362] Channel activity was analyzed from membrane patches containing ≤ 2 active channels. The maximum number of simultaneous openings determined the number of active channels during the course of an experiment. To determine the single-channel current amplitude, the data recorded from 120 sec of $\Delta F508$ -CFTR activity was filtered "off-line" at 100 Hz and then used to construct all-point amplitude histograms that were fitted with multigaussian functions using Bio-Patch Analysis software (Bio-Logic Comp. France). The total microscopic current and open probability (P_o) were determined from 120 sec of channel activity. The P_o was determined using the Bio-Patch software or from the relationship $P_o = I/i(N)$, where I = mean current, i = single-channel current amplitude, and N = number of active channels in patch.

12. Solutions

[0363]

Extracellular solution (in mM):	NMDG (150), aspartic acid (150), CaCl ₂ (5), MgCl ₂ (2), and HEPES (10) (pH adjusted to 7.35 with Tris base).
Intracellular solution (in mM):	NMDG-Cl (150), MgCl ₂ (2), EGTA (5), TES (10), and Tris base (14) (pH adjusted to 7.35 with HCl).

13. Cell Culture

[0364] NIH3T3 mouse fibroblasts stably expressing $\Delta F508$ -CFTR are used for excised-membrane patch-clamp recordings. The cells are maintained at 37 °C in 5% CO₂ and 90 % humidity in Dulbecco's modified Eagle's medium supplemented with 2 mM glutamine, 10 % fetal bovine serum, 1 X NEAA, β -ME, 1 X pen/strep, and 25 mM HEPES in 175 cm² culture flasks. For single channel recordings, 2,500 - 5,000 cells were seeded on poly-L-lysine-coated glass coverslips and cultured for 24 - 48 hrs at 27 °C before use.

[0365] The exemplified compounds of have an activity with a range of about 10 nM and 10 μ M as measured using the assays described hereinabove. The exemplified compounds of are found to be sufficiently efficacious as measured using the assays described hereinabove.

Table 3.

IC50/EC50 Bins: +++ \leq 2.0 μ M < ++ \leq 5.0 μ M < +		
Percent Activity Bins: + \leq 25.0 \leq 100.0 < +++		
Cmpd. No.	Binned EC50	Binned Mad Efficacy

IC50/EC50 Bins:+++<= 2.0 μ M<+ <= 5.0 μ M< +		
PercentActivity Bins:+ <= 25.0 <= 100.0 <+++		
Cmpd. No.	Binned EC50	Binned Mad Efficacy
1	+	++
2	+++	+++
3	+++	++
4	+++	+++
5	+++	+++
6	+++	+++
7	+++	+++
8	+++	+++
9	+++	+++
10	+++	+++
11	+++	++
12	+++	+++
13	+++	+++
14	+++	++
15	+++	++
16	+++	+++
17	+++	++
18	+++	+++
19	+++	++
20	+++	+++
21	+++	++
22	+++	+++
23	+++	+++
24	+++	++
25	+++	+++
26	+++	++
27	+++	+++
28	+++	++

REFERENCES CITED IN THE DESCRIPTION

This list of references cited by the applicant is for the reader's convenience only. It does not form part of the European patent document. Even though great care has been taken in compiling the references, errors or omissions cannot be excluded and the EPO disclaims all liability in this regard.

Patent documents cited in the description

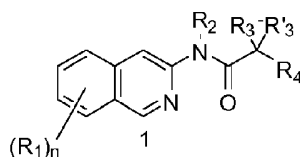
- [WO2007056341A1 \[0026\]](#)
- [WO2004028480A \[0247\]](#)
- [WO2004110352A \[0247\]](#)
- [WO2005094374A \[0247\]](#)

- [WO2005120497A \[0247\]](#)
- [WO2006101740A \[0247\]](#)
- [US7202262B \[0249\]](#)
- [US6992096B \[0249\]](#)
- [US20060146864A \[0249\]](#)
- [US20060148863A \[0249\]](#)
- [US20060035943A \[0249\]](#)
- [US20050164973A \[0249\]](#)
- [WO2006110483A \[0249\]](#)
- [WO2006044456A \[0249\]](#)
- [WO2006044682A \[0249\]](#)
- [WO2006044505A \[0249\]](#)
- [WO2006044503A \[0249\]](#)
- [WO2006044502A \[0249\]](#)
- [WO2004091502A \[0249\]](#)
- [WO2004080972A \[0250\]](#)
- [WO2004111014A \[0250\]](#)
- [WO2005035514A \[0250\]](#)
- [WO2005049018A \[0250\]](#)
- [WO2006002421A \[0250\]](#)
- [WO2006099256A \[0250\]](#)
- [WO2006127588A \[0250\]](#)
- [WO2007044560A \[0250\]](#)
- [US6099562A \[0251\]](#)
- [US5866026A \[0251\]](#)
- [US5304121A \[0251\]](#)

Non-patent literature cited in the description

- GREGORY, R. J. et al. Nature, 1990, vol. 347, 382-386 [0005]
- RICH, D. P. et al. Nature, 1990, vol. 347, 358-362 [0005]
- RIORDAN, J. R. et al. Science, 1989, vol. 245, 1066-1073 [0005]
- CUTTING, G. R. et al. Nature, 1990, vol. 346, 366-369 [0007]
- DEAN, M. et al. Cell, 1990, vol. 61, 863-870 [0007]
- KEREM, B-S. et al. Science, 1989, vol. 245, 1073-1080 [0007]
- KEREM, B-S et al. Proc. Natl. Acad. Sci. USA, 1990, vol. 87, 8447-8451 [0007]
- QUINTON, P. M. FASEB J., 1990, vol. 4, 2709-2727 [0008]
- DALEMANS et al. Nature Lond., 1991, vol. 354, 526-528 [0008]
- PASYKFOSEKETT J. Cell. Biochem., 1995, vol. 270, 12347-50 [0008]
- ARIDOR M et al. Nature Med., 1999, vol. 5, 7745-751 [0013]
- SHASTRY, B.S. et al. Neurochem. International, 2003, vol. 43, 1-7 [0013]
- RUTISHAUSER, J. et al. Swiss Med Wkly, 2002, vol. 132, 211-222 [0013]
- MORELLO, JP et al. TIPS, 2000, vol. 21, 466-469 [0013]
- BROSS P. et al. Human Mut., 1999, vol. 14, 186-198 [0013]
- HWANG, T. C. et al. J. Gen. Physiol., 1998, vol. 111, 3477-90 [0030]
- Handbook of Chemistry and Physics [0034] [0035]
- THOMAS SORRELL Organic Chemistry University Science Books 19990000 [0034] [0035]
- March's Advanced Organic Chemistry John Wiley & Sons 20010000 [0034] [0035]
- FREIREICH et al. Cancer Chemother. Rep., 1966, vol. 50, 219- [0096]
- S. M. BERGE et al. describe pharmaceutically acceptable salts J. Pharmaceutical Sciences, 1977, vol. 66, 1-19 [0223]
- Remington: The Science and Practice of Pharmacy Lippincott Williams & Wilkins 20050000 [0224]
- Encyclopedia of Pharmaceutical Technology Marcel Dekker 19880000 [0224]
- GONZALEZ, J. E. R. Y. TSIEN Voltage sensing by fluorescence resonance energy transfer in single cells Biophys J, 1995, vol. 69, 41272-80 [0257] [0344]

- **GONZALEZ, J. E.R. Y. TSIEN** Improved indicators of cell membrane potential that use fluorescence resonance energy transfer *Chem Biol*, 1997, vol. 4, 4269-77 [0257] [0344]
- **GONZALEZ, J. E.K. OADES et al.** Cell-based assays and instrumentation for screening ion-channel targets *Drug Discov Today*, 1999, vol. 4, 9431-439 [0257] [0344]

Patentkrav**1. Forbindelse med formel (I):****(I)**

eller et farmaceutisk acceptabelt salt deraf, hvor uafhængigt af hver forekomst:

- 5 R_1 er en eventuelt substitueret C_{1-6} alifatisk, eventuelt substitueret aryl, eventuelt substitueret heteroaryl, eventuelt substitueret 3- til 10-leddet heterocycloalifatisk, forudsat at mindst en R_1 er en eventuelt substitueret heterocycloalifatisk, eventuelt substitueret aryl, eller eventuelt substitueret heteroaryl bundet til 1-positionen af isoquinolinringen;
- 10 R_2 er hydrogen, eller eventuelt substitueret C_{1-6} alifatisk;
- R_3 og R'_3 sammen med det carbonatom til hvilket de er bundet eventuelt danner substitueret C_{3-7} cycloalifatisk;
- R_4 er en eventuelt substitueret phenyl; og
- n er 1,
- 15 hvor eventuelle substituenten for aryl er alifatisk [fx, alkyl, alkenyl, eller alkynyl]; cycloalifatisk; (cycloalifatisk)alifatisk; heterocycloalifatisk; (heterocycloalifatisk)-alifatisk; aryl; heteroaryl; alkoxy; (cycloalifatisk)oxy; (heterocycloalifatisk)oxy; aryloxy; heteroaryloxy; (aralifatisk)oxy; (heteroaralifatisk)oxy; aroyl; heteroaroyl; amino; oxo (på en ikke-aromatisk carbocyklisk ring af en
- 20 benzokondenseret bicyklisk eller tricyklisk aryl); nitro; carboxy; amido; acyl [fx, alifatisk carbonyl; (cycloalifatisk)carbonyl; ((cycloalifatisk)alifatisk)carbonyl; (aralifatisk)carbonyl; (heterocycloalifatisk)carbonyl; ((heterocycloalifatisk)alifatisk)carbonyl; eller (heteroaralifatisk)carbonyl]; sulfonyl [fx, alifatisk sulfonyl eller aminosulfonyl]; sulfinyl [fx, alifatisk sulfinyl eller
- 25 cycloalifatisk sulfinyl]; sulfanyl [fx, alifatisk sulfanyl]; cyano; halo; hydroxy; mercapto; sulfoxy; urinstof; thiourinstof; sulfamoyl; sulfamid; eller carbamoyl,

- hvor eventuelle substituentter for heteroaryl er alifatisk [fx, alkyl, alkenyl, eller
 alkynyl]; cycloalifatisk; (cycloalifatisk)alifatisk; heterocycloalifatisk;
 (heterocycloalifatisk)alifatisk; aryl; heteroaryl; alkoxy; (cycloalifatisk)oxy;
 (heterocycloalifatisk)oxy; aryloxy; heteroaryloxy; (aralifatisk)oxy;
- 5 (heteroarylalifatisk)oxy; aroyl; heteroaroaryl; amino; oxo (på en ikke-aromatisk
 carbocyklisk eller heterocyklisk ring af bicyklisk eller tricyklisk heteroaryl);
 carboxy; amido; acyl [fx, alifatisk carbonyl; (cycloalifatisk)carbonyl;
 ((cycloalifatisk)alifatisk)carbonyl; (aralifatisk)carbonyl; (heterocycloalifatisk)-
 carbonyl; ((heterocycloalifatisk)alifatisk)carbonyl; eller (heteroarylalifatisk)-
- 10 carbonyl]; sulfonyl [fx, alifatisk sulfonyl eller aminosulfonyl]; sulfinyl [fx, alifatisk
 sulfinyl]; sulfanyl [fx, alifatisk sulfanyl]; nitro; cyano; halo; hydroxy; mercapto;
 sulfoxy; urinstof; thiourinstof; sulfamoyl; sulfamid; eller carbamoyl;
 hvor eventuelle substituentter for heterocycloalifatisk er alifatisk [fx, alkyl,
 alkenyl, eller alkynyl], cycloalifatisk, (cycloalifatisk)alifatisk, heterocycloalifatisk,
- 15 (heterocycloalifatisk)alifatisk, aryl, heteroaryl, alkoxy, (cycloalifatisk)oxy,
 (heterocycloalifatisk)oxy, aryloxy, heteroaryloxy, (aralifatisk)oxy,
 (heteroarylalifatisk)oxy, aroyl, heteroaroaryl, amino, amido [fx, (alifatisk)-
 carbonylamino, (cycloalifatisk)carbonylamino, ((cycloalifatisk)
 alifatisk)carbonylamino, (aryl)carbonylamino, (aralifatisk)carbonylamino,
- 20 (heterocycloalifatisk)carbonylamino, ((heterocycloalifatisk) alifatisk)-
 carbonylamino, (heteroaryl)carbonylamino, eller (heteroarylalifatisk)-
 carbonylamino], nitro, carboxy [fx, HOOC-, alkoxy-carbonyl, eller
 alkyl-carbonyloxy], acyl [fx, (cycloalifatisk)carbonyl, ((cycloalifatisk)
 alifatisk)carbonyl, (aralifatisk)carbonyl, (heterocycloalifatisk)carbonyl,
- 25 ((heterocycloalifatisk)alifatisk)carbonyl, eller (heteroarylalifatisk)carbonyl], nitro,
 cyano, halo, hydroxy, mercapto, sulfonyl [fx, alkylsulfonyl eller arylsulfonyl],
 sulfinyl [fx, alkylsulfinyl], sulfanyl [fx, alkylsulfanyl], sulfoxy, urinstof, thiourinstof,
 sulfamoyl, sulfamid, oxo, eller carbamoyl;
 hvor udtrykket "alifatisk" indbefatter udtrykkene alkyl, alkenyl, alkynyl;
- 30 hvor de eventuelle substituentter for en alkylgruppe er halo, cycloalifatisk [fx,
 cycloalkyl eller cycloalkenyl], heterocycloalifatisk [fx, heterocycloalkyl eller
 heterocycloalkenyl], aryl, heteroaryl, alkoxy, aroyl, heteroaroaryl, acyl [fx,
 (alifatisk)carbonyl, (cycloalifatisk)carbonyl, eller (heterocycloalifatisk)carbonyl],
 nitro, cyano, amido [fx, (cycloalkylalkyl)carbonylamino, arylcarbonylamino,
- 35 aralkylcarbonylamino, (heterocycloalkyl)carbonylamino, (heterocycloalkylalkyl)-

- carbonylamino, heteroarylcarbonylamino, heteroaralkylcarbonylamino], amino [fx, alifatisk amino, cycloalifatisk amino, eller heterocycloalifatisk amino], sulfonyl [fx, alifatisk sulfonyl], sulfinyl, sulfanyl, sulfoxy, urinstof, thiourinstof, sulfamoyl, sulfamid, oxo, carboxy, carbamoyl, cycloalifatisk oxy, heterocycloalifatisk oxy,
- 5 aryloxy, heteroaryloxy, aralkyloxy, heteroarylalkoxy, alkoxy-carbonyl, alkylcarbonyloxy, eller hydroxyl;
- hvor de eventuelle substituenten for en alkenylgruppe er halo, cycloalifatisk, heterocycloalifatisk, aryl, heteroaryl, alkoxy, aroyl, heteroaroyl, acyl [fx, (cycloalifatisk)carbonyl, eller (heterocycloalifatisk)carbonyl], nitro, cyano, acyl [fx,
- 10 alifatisk carbonyl, cycloalifatisk carbonyl, arylcarbonyl, heterocycloalifatisk carbonyl eller heteroarylcarbonyl], amido [fx, (cycloalkylalkyl)carbonylamino, arylcarbonylamino, aralkylcarbonylamino, (heterocycloalkyl)carbonylamino, (heterocycloalkylalkyl)carbonylamino, heteroarylcarbonylamino, heteroaralkylcarbonylamino alkylaminocarbonyl, cycloalkylaminocarbonyl,
- 15 heterocycloalkylaminocarbonyl, arylaminocarbonyl, eller heteroaryl-amino-carbonyl], amino [fx, alifatisk amino, eller alifatisk sulfonylamino], sulfonyl [fx, alkylsulfonyl, cycloalifatisk sulfonyl, eller arylsulfonyl], sulfinyl, sulfanyl, sulfoxy, urinstof, thiourinstof, sulfamoyl, sulfamid, oxo, carboxy, carbamoyl, cycloalifatisk oxy, heterocycloalifatisk oxy, aryloxy, heteroaryloxy, aralkyloxy, heteroarylalkoxy,
- 20 alkoxy-carbonyl, alkylcarbonyloxy, eller hydroxyl;
- hvor eventuelle substituenten for en alkynylgruppe er aroyl, heteroaroyl, alkoxy, cycloalkyloxy, heterocycloalkyloxy, aryloxy, heteroaryloxy, aralkyloxy, nitro, carboxy, cyano, halo, hydroxy, sulfo, mercapto, sulfanyl [fx, alifatisk sulfanyl eller cycloalifatisk sulfanyl], sulfinyl [fx, alifatisk sulfinyl eller cycloalifatisk sulfinyl],
- 25 sulfonyl [fx, alifatisk sulfonyl, alifatisk aminosulfonyl, eller cycloalifatisk sulfonyl], amido [fx, aminocarbonyl, alkylaminocarbonyl, alkylcarbonylamino, cycloalkylamino-carbonyl, heterocycloalkylaminocarbonyl, cycloalkylcarbonyl-amino, arylaminocarbonyl, arylcarbonylamino, aralkylcarbonylamino, (heterocycloalkyl)carbonylamino, (cycloalkylalkyl)carbonylamino,
- 30 heteroaralkylcarbonylamino, heteroarylcarbonylamino eller heteroaryl-amino-carbonyl], urinstof, thiourinstof, sulfamoyl, sulfamid, alkoxy-carbonyl, alkylcarbonyloxy, cycloalifatisk, heterocycloalifatisk, aryl, heteroaryl, acyl [fx, (cycloalifatisk)carbonyl eller (heterocycloalifatisk)carbonyl], amino [fx, alifatisk amino], sulfoxy, oxo, carboxy, carbamoyl, (cycloalifatisk)oxy,
- 35 (heterocycloalifatisk)oxy, eller (heteroaryl)alkoxy;

hvor eventuelle substituentter for cycloalifatisk er alifatisk [fx, alkyl, alkenyl, eller
 alkynyl], cycloalifatisk, (cycloalifatisk) alifatisk, heterocycloalifatisk,
 (heterocycloalifatisk) alifatisk, aryl, heteroaryl, alkoxy, (cycloalifatisk)oxy,
 (heterocycloalifatisk)oxy, aryloxy, heteroaryloxy, (aralifatisk)oxy,
 5 (heteroarylifatisk)oxy, aroyl, heteroaroyl, amino, amido [fx, (alifatisk)carbonyl-
 amino, (cycloalifatisk)carbonylamino, ((cycloalifatisk)alifatisk)carbonylamino,
 (aryl)carbonylamino, (aralifatisk)carbonylamino, (heterocycloalifatisk)carbonyl-
 amino, ((heterocycloalifatisk)alifatisk)carbonylamino, (heteroaryl)carbonylamino,
 eller (heteroarylifatisk)carbonylamino], nitro, carboxy [fx, HOOC-, alkoxy carbonyl,
 10 eller alkylcarbonyloxy], acyl [fx, (cycloalifatisk)carbonyl, ((cycloalifatisk)
 alifatisk)carbonyl, (aralifatisk)carbonyl, (heterocycloalifatisk)carbonyl,
 ((heterocycloalifatisk)alifatisk)carbonyl, eller (heteroarylifatisk)carbonyl], cyano,
 halo, hydroxy, mercapto, sulfonyl [fx, alkylsulfonyl og arylsulfonyl], sulfinyl [fx,
 alkylsulfinyl], sulfanyl [fx, alkylsulfanyl], sulfoxy, urinstof, thiourinstof, sulfamoyl,
 15 sulfamid, oxo, eller carbamoyl.

2. Forbindelsen ifølge krav 1, hvor den ene R_1 bundet til 1-stillingen af
 isoquinolinringen er substitueret med 1, 2, eller 3 af $-Z^D R_9$; hvor hver Z^D er
 uafhængigt en binding eller eventuelt en substitueret forgrenet eller lige C_{1-6}
 20 alifatisk kæde hvor op til to carbonenheder af Z^D eventuelt og uafhængigt er
 erstattet med $-CO-$, $-CONR^E-$, $-CO_2-$, $-O-$, $-NR^E CO-$, $-SO_2-$, $-NR^E-$, $-SO_2 NR^E-$, eller
 $-NR^E SO_2-$; hver R_9 er uafhængigt R^E , $-OH$, $-NH_2$, $-N(CH_3)_2$, eller $-N^+(CH_3)_3$; og
 hver R^E er uafhængigt hydrogen eller eventuelt en substitueret C_{1-8} alifatisk
 gruppe.

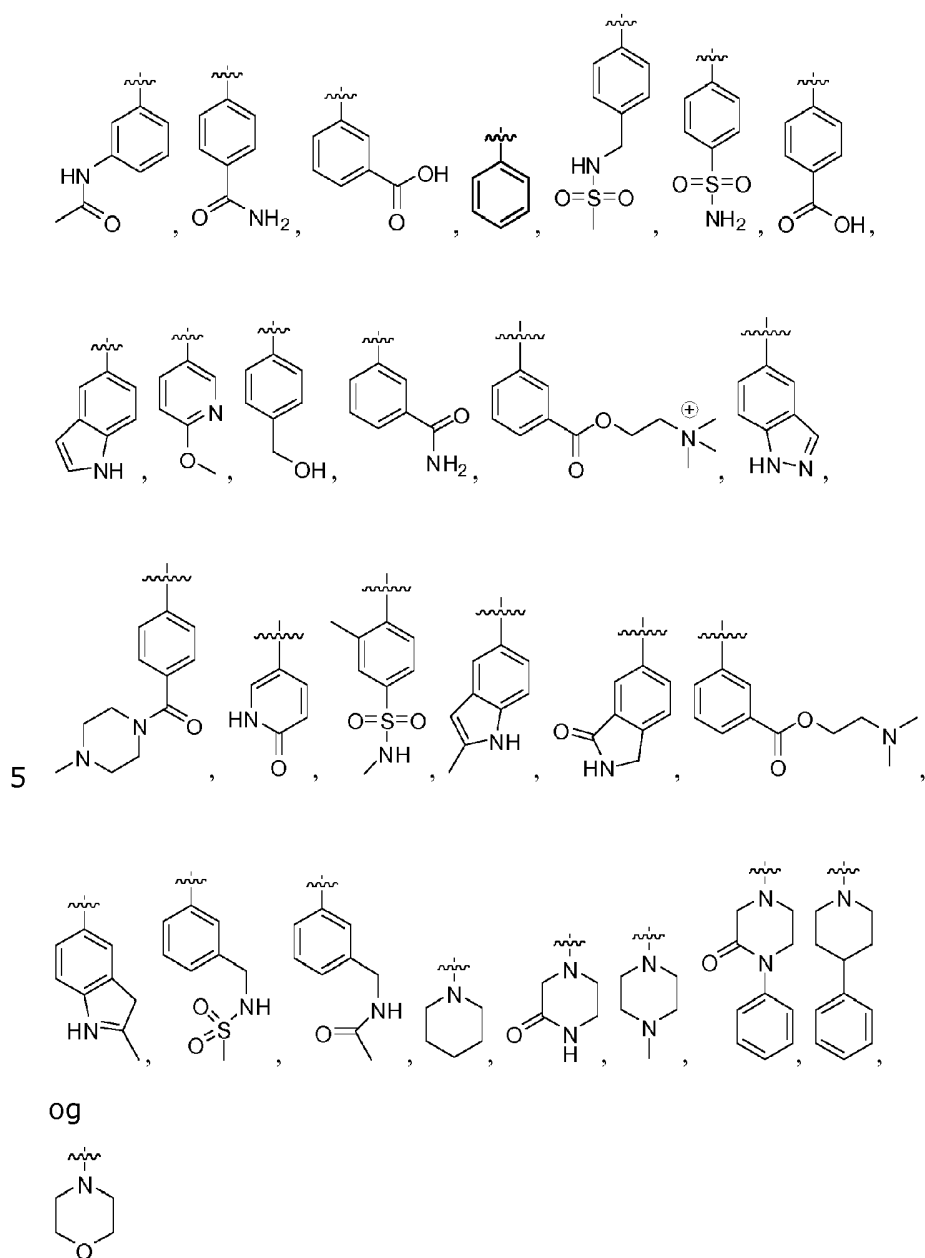
25

3. Forbindelsen ifølge krav 2, hvor den ene R_1 bundet til 1-stillingen af
 isoquinolinringen er phenyl eventuelt substitueret med 1 eller 2 af $-Z^D R_9$;
 heteroaryl eventuelt substitueret med 1 $-Z^D R_9$; eller en heterocycloalifatisk,
 eventuelt substitueret med 1 $-Z^D R_9$.

30

4. Forbindelsen ifølge krav 1, hvor den ene R_1 bundet til 1-stillingen af
 isoquinolinringen er valgt fra gruppen bestående af

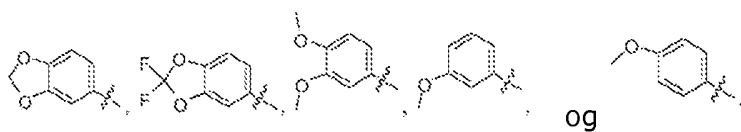
5



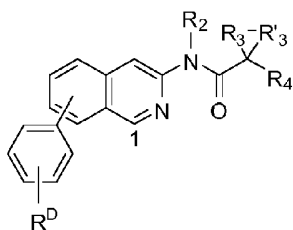
10

5. Forbindelsen ifølge krav 1, hvor R_3 og R'_3 sammen med det carbonatom til hvilket de er bundet danner en C_{3-7} cycloalifatisk, især en cyclopropylring.

15 6. Forbindelsen ifølge krav 1, hvor R_4 er én valgt fra gruppen bestående af



7. Forbindelsen ifølge krav 1, hvor forbindelsen har formelen (III):

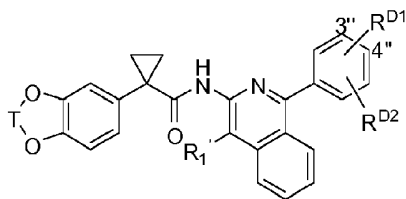


(III)

eller et farmaceutisk acceptabelt salt deraf, hvor uafhængigt af hver forekomst:

- 5 R^D er $-Z^D R_9$, hvor hver Z^D er uafhængigt en binding eller eventuelt substitueret forgrenet eller lige C_{1-6} alifatisk kæde hvor op til to carbonenheder af Z^D eventuelt og uafhængigt er erstattet med $-CO-$, $-CONR^E-$, $-CO_2-$, $-NR^E CO_2-$, $-O-$, $-NR^E CO-$, $-SO_2-$, $-NR^E-$, $-SO_2 NR^E-$, eller $-NR^E SO_2-$;
- 10 R_9 er R^E , $-OH$, $-NH_2$, $-N(CH_3)_2$, eller $-N^+(CH_3)_3$;
- R^E er hydrogen eller eventuelt substitueret C_{1-8} alifatisk gruppe;
- R_2 er H eller C_{1-4} alifatisk;
- R_3 og R'_3 sammen med det carbonatom til hvilket de er bundet danner en C_{3-7} cycloalifatisk;
- 15 R_4 er en phenyl, der eventuelt er substitueret med 1, 2, eller 3 af $-Z^C R_8$, hvor hver Z^C er uafhængigt en binding eller eventuelt substitueret forgrenet eller lige C_{1-6} alifatisk kæde hvor op til to carbonenheder af Z^C eventuelt og uafhængigt er erstattet med $-O-$; eller
- 20 R_4 er phenyl substitueret med to forekomster af $-Z^C R_8$, der taget sammen med carbonatomer til hvilke de er bundet, danner en 4-8-leddet mættet, delvis mættet, eller aromatisk ring med op til 2 ringatomer er O; og R_8 er en eventuelt substitueret C_{1-8} alifatisk gruppe.

8. Forbindelsen ifølge krav 1, hvor forbindelsen har formelen **IV**:



IV

eller et farmaceutisk acceptabelt salt deraf, hvor uafhængigt af hver forekomst:

5 T er en eventuelt substitueret C₁₋₂ alifatisk kæde, hvor hver af carbonenhederne eventuelt og uafhængigt er erstattet med -CF₂-;

R₁' er hydrogen;

R^{D1} er bundet til carbonenheden 3" eller 4";

10 R^{D1} og R^{D2} er -Z^DR₉, hvor hver Z^D er uafhængigt en binding eller eventuelt substitueret forgrenet eller lige C₁₋₆ alifatisk kæde hvor op til to carbonenheder af Z^D eventuelt og uafhængigt er erstattet med -CO-, -CONR^E-, -CO₂-, -O-, -NR^ECO-, -SO₂-, -NR^E-, -SO₂NR^E-, eller -NR^ESO₂-;

R₉ er R^E, -OH, -NH₂, -N(CH₃)₂, eller -N⁺(CH₃)₃;

15 eller R^{D1} og R^{D2}, taget sammen med atomer til hvilke de er bundet, danner en 3-8 leddet mættet, delvist umættet, eller aromatisk ring med op til 3 ringled uafhængigt valgt fra gruppen bestående af O og NR^E; og

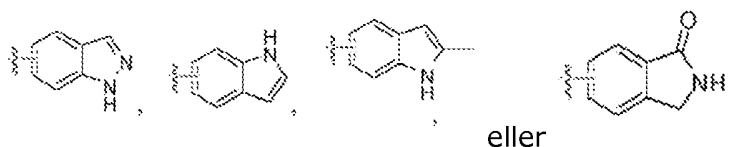
R^E er hydrogen eller eventuelt substitueret C₁₋₈ alifatisk gruppe.

20 **9.** Forbindelsen ifølge krav 8, hvor T er valgt fra gruppen bestående af -CH₂- og -CF₂-, eller hvor R^{D1} er -CO₂H bundet til carbonenheden 3", R^{D2} er H, T er -CF₂-, og R₁' er H, eller hvor R^{D1} er -CO₂H bundet til carbonenheden 4", R^{D2} er H, T er -CF₂-, og R₁' er H.

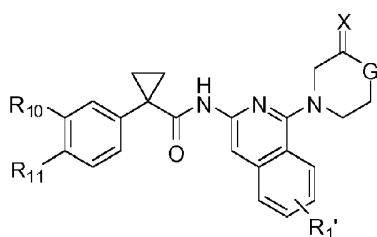
25 **10.** Forbindelsen ifølge krav 8, hvor R^{D1} og R^{D2}, taget sammen med carbonatomer til hvilke de er bundet, eventuelt danner substitueret 3-8 leddet mættet, delvist

umættet, eller aromatisk ring med 0-2 ring atoms uafhængigt valgt fra gruppen bestående af O og NR^{E} .

- 11.** Forbindelsen ifølge krav 10, hvor R^{D1} og R^{D2} , taget sammen med 5 phenylindeholdende carbonatomer 3" og 4", er



- 12.** Forbindelsen ifølge krav 1, hvor forbindelsen har formelen **(VI)**:



(VI)

10 hvor

G er $-\text{O}-$, $-\text{CHR}_9-$, eller $-\text{NR}_9-$;

X er O eller H,H;

R_{10} og R_{11} uafhængigt er H eller alkoxy; eller R_{10} og R_{11} taget sammen danner



15

T er $-\text{CH}_2-$, $-\text{CF}_2-$, eller $-\text{C}(\text{CH}_3)_2-$;

R_9 er hydrogen, eventuelt substitueret C_{1-8} alifatisk gruppe, eller eventuelt substitueret aryl; og

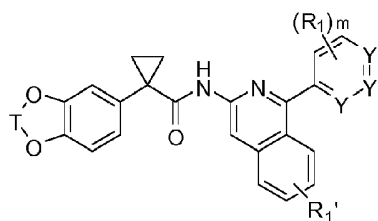
$\text{R}_{1'}$ er H.

13. Forbindelsen ifølge krav 12, hvor R_9 er alifatisk, aryl, methyl eller phenyl eller hvor R_{11} er alkoxy.

14. Forbindelsen ifølge krav 12, hvor G er $-NR_9-$, R_9 er methyl, og X er H,H, eller hvor G er $-NR_9-$, R_9 er phenyl, og X er O, eller hvor G er $-CHR_9-$, R_9 er phenyl, og X er H,H, eller hvor G er $-NR_9-$, R_9 er H, og X er O, eller hvor G er $-NR_9-$, R_9 er methyl, X er H,H, R_{11} er methoxy, og R_{10} er H, eller hvor G er $-CHR_9-$, R_9 er phenyl, X er H,H, R_{11} er methoxy, og R_{10} er H, eller hvor G er $-NR_9-$, R_9 er H, X er O, R_{11} er methoxy, og R_{10} er H.

10

15. Forbindelsen ifølge krav 1, hvor forbindelsen har formelen **(VII)**:



(VII)

hvor Y er CH eller N forudsat at mindst ét Y er N;

m er et heltal fra 0 til 4 inklusiv;

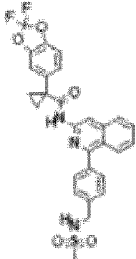
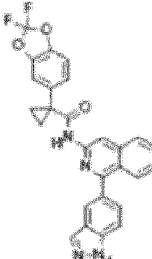
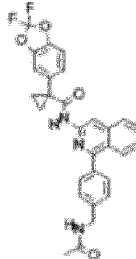
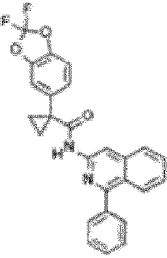
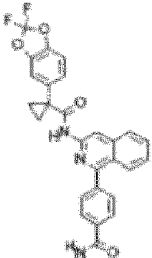
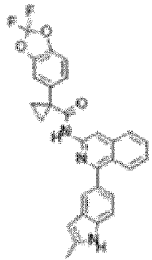
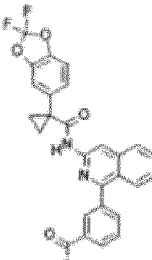
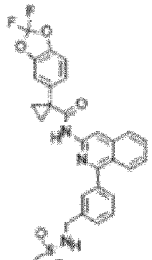
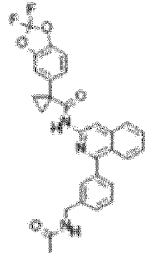
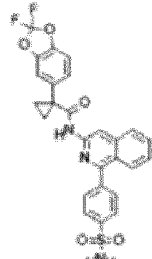
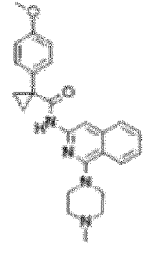
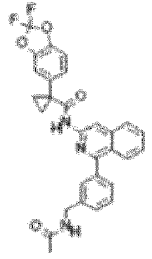
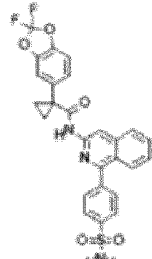
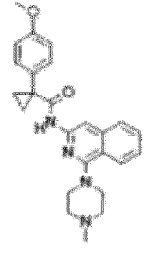
15 T er en eventuelt substitueret C_{1-2} alifatisk kæde, hvor hver af carbonenhederne er eventuelt og uafhængigt erstattet med $-CF_2-$; og

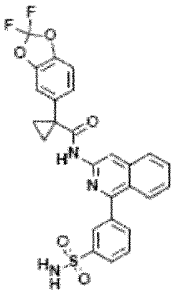
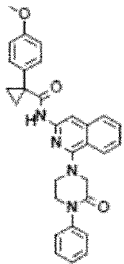
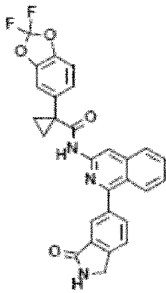
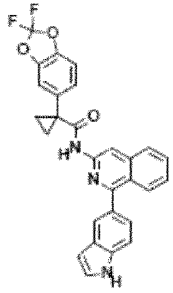
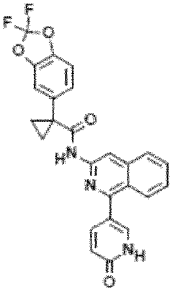
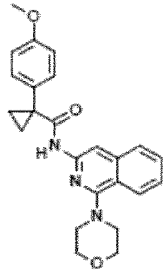
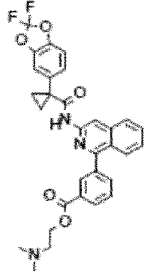
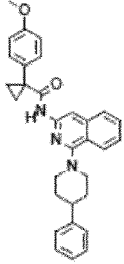
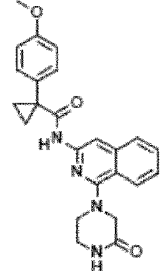
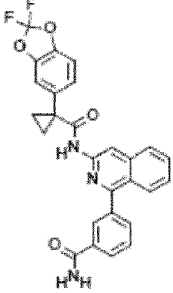
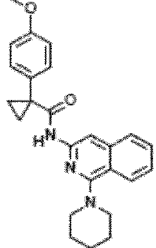
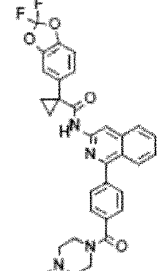
R_1' er hydrogen.

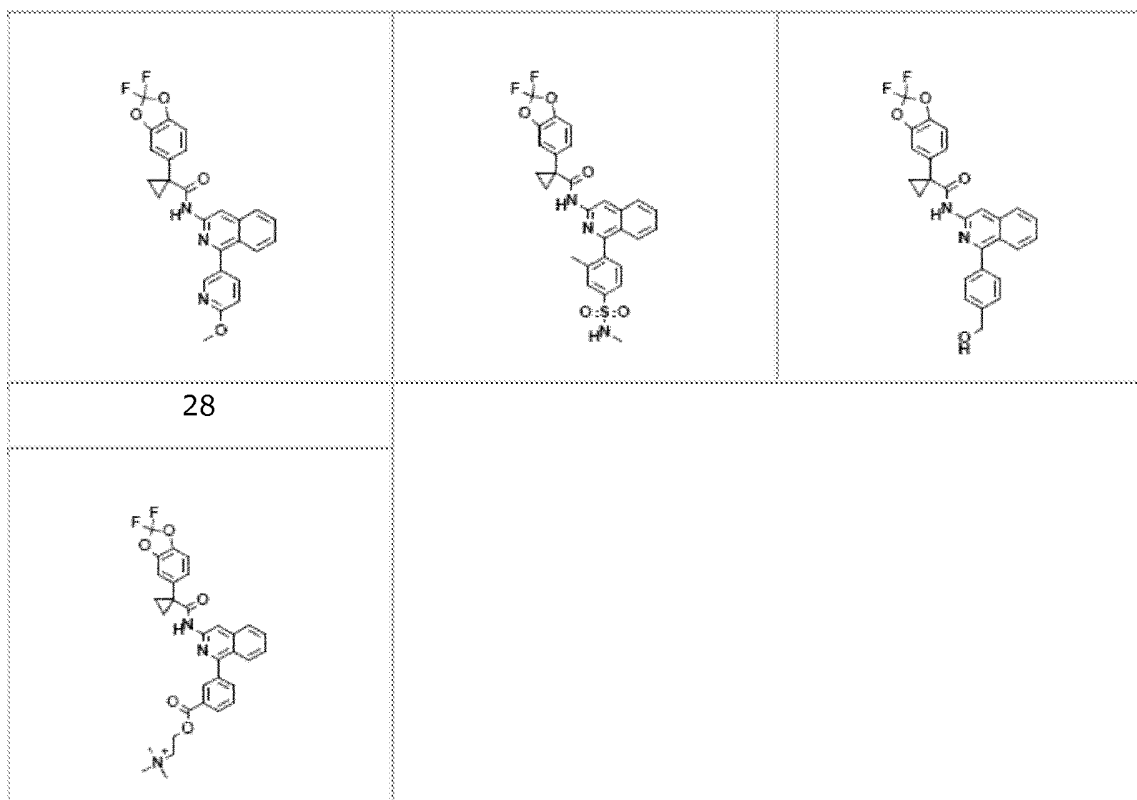
20 **16.** Forbindelsen ifølge krav 15, hvor T er $-CH_2-$ eller $-CF_2-$, eller hvor meta Y er N, eller hvor m er 1.

17. Forbindelsen ifølge krav 15, hvor R_1 er alkoxy, eller methoxy.

25 **18.** Forbindelsen ifølge krav 1, hvor forbindelsen er én af følgende

1	2	3
		
4		6
		
7	8	9
		
10	11	12
		
13	14	15
		

		
16	17	18
		
19	20	21
		
22	23	24
		
25	26	27



19. Farmaceutisk sammensætning omfattende:

(i) en forbindelse ifølge krav 1; og

5 (ii) en farmaceutisk acceptabel bærer.

20. Sammensætningen ifølge krav 19, yderligere omfattende et mucolytisk middel, en bronkodilator, et antibiotikum, et anti-infektionsmiddel, et anti-
10 inflammatorisk middel, en CFTR-modulator, eller et ernæringsmiddel.