



US00D348947S

**United States Patent** [19]  
**Holcomb**

[11] **Patent Number: Des. 348,947**  
[45] **Date of Patent: \*\* Jul. 19, 1994**

[54] **FLUORESCENT LIGHTING FIXTURE**

[75] **Inventor: Joseph H. Holcomb, Stockton, Calif.**

[73] **Assignee: Albert L. Kramp, Stockton, Calif.**

[\*\*] **Term: 14 Years**

[21] **Appl. No.: 945,038**

[22] **Filed: Sep. 15, 1992**

[52] **U.S. Cl. .... D26/76**

[58] **Field of Search ..... 362/147, 404-408,  
362/217-224; D26/75-78**

[56] **References Cited**

**U.S. PATENT DOCUMENTS**

D. 135,375 3/1943 Biller ..... D26/76  
2,636,977 4/1953 Foster ..... D26/76 X

*Primary Examiner*—Susan J. Lucas


*Attorney, Agent, or Firm*—Lothrop & West

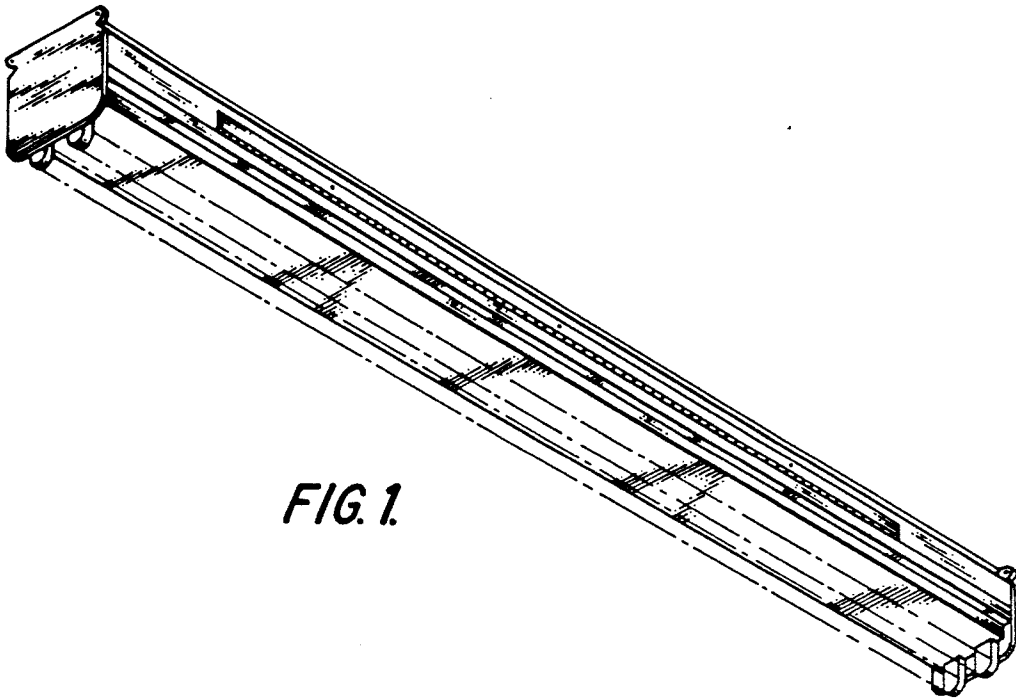
[57] **CLAIM**

The ornamental design for a fluorescent lighting fixture, as shown and described.

**DESCRIPTION**

FIG. 1 is a perspective view, taken from a low angle, of a fluorescent lighting fixture, showing my new design; FIG. 2 is an elevational view of one side, thereof; FIG. 3 is an elevational view of the other side, thereof; FIG. 4 is a top plan view, thereof; FIG. 5 is a bottom plan view, thereof; FIG. 6 is an end elevational view, thereof, the opposite end elevational view being a mirror image, thereof; and, FIG. 7 is a perspective view taken from the reverse angle of the article as shown in FIG. 1, illustrating an alternative appearance of the article, with the ballast cover in a lowered position; FIG. 8 is a perspective view of an alternative embodiment of my new design, taken from a low angle; FIG. 9 is an elevational view of one side, thereof; FIG. 10 is an elevational view of the other side, thereof; FIG. 11 is a top plan view, thereof; FIG. 12 is a bottom plan view, thereof; FIG. 13 is an end elevational view, thereof, the opposite end elevational view being a mirror image, thereof; and, FIG. 14 is a perspective view taken from the reverse angle of the article as shown in FIG. 8. The florescent lamps are shown in broken lines for illustrative purposes only and form no part of the claimed design.







*FIG. 1.*




*FIG. 2.*



*FIG. 3.*



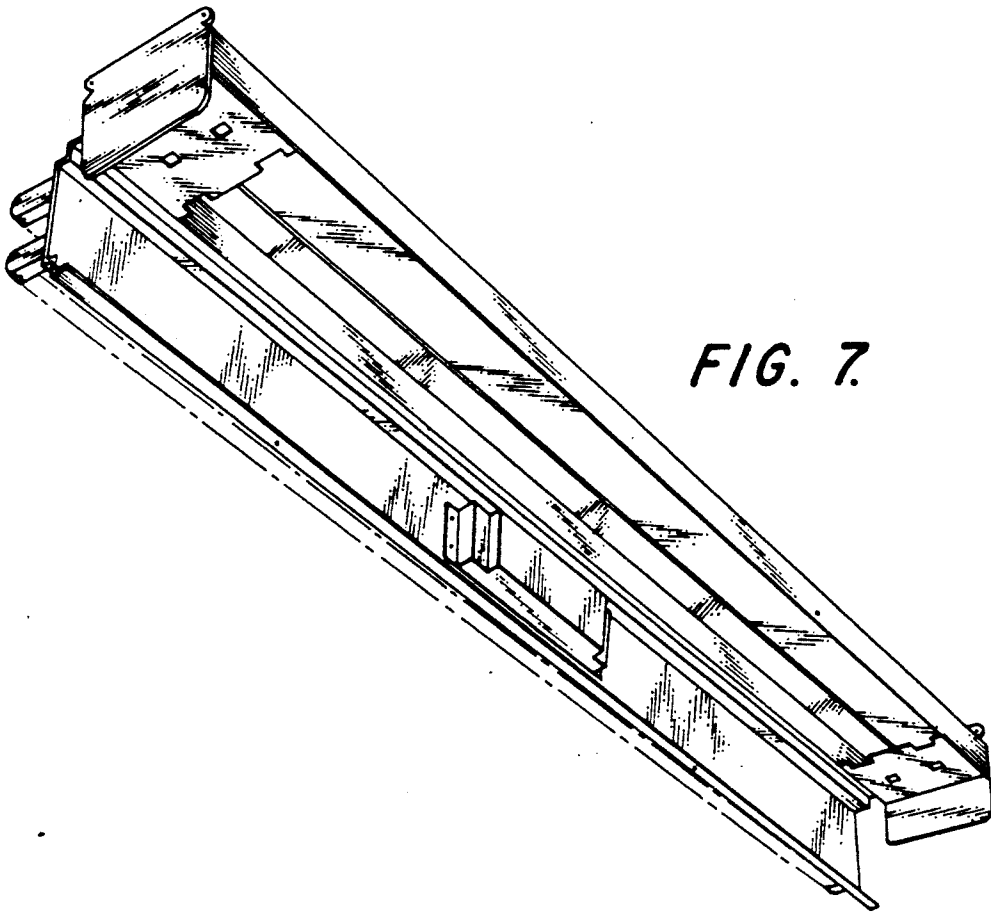
*FIG. 4.*



*FIG. 5.*



*FIG. 6.*



*FIG. 7.*

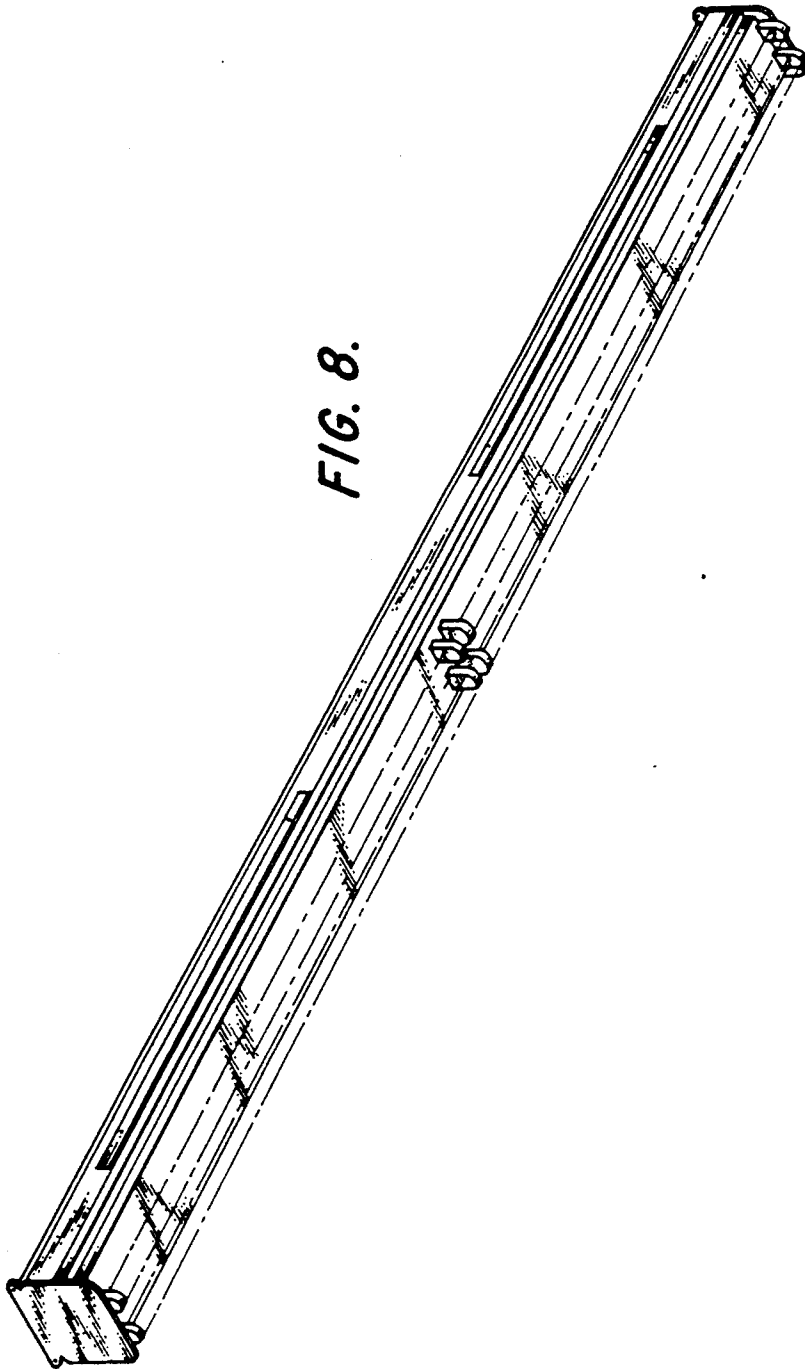


FIG. 9.



*FIG. 10.*

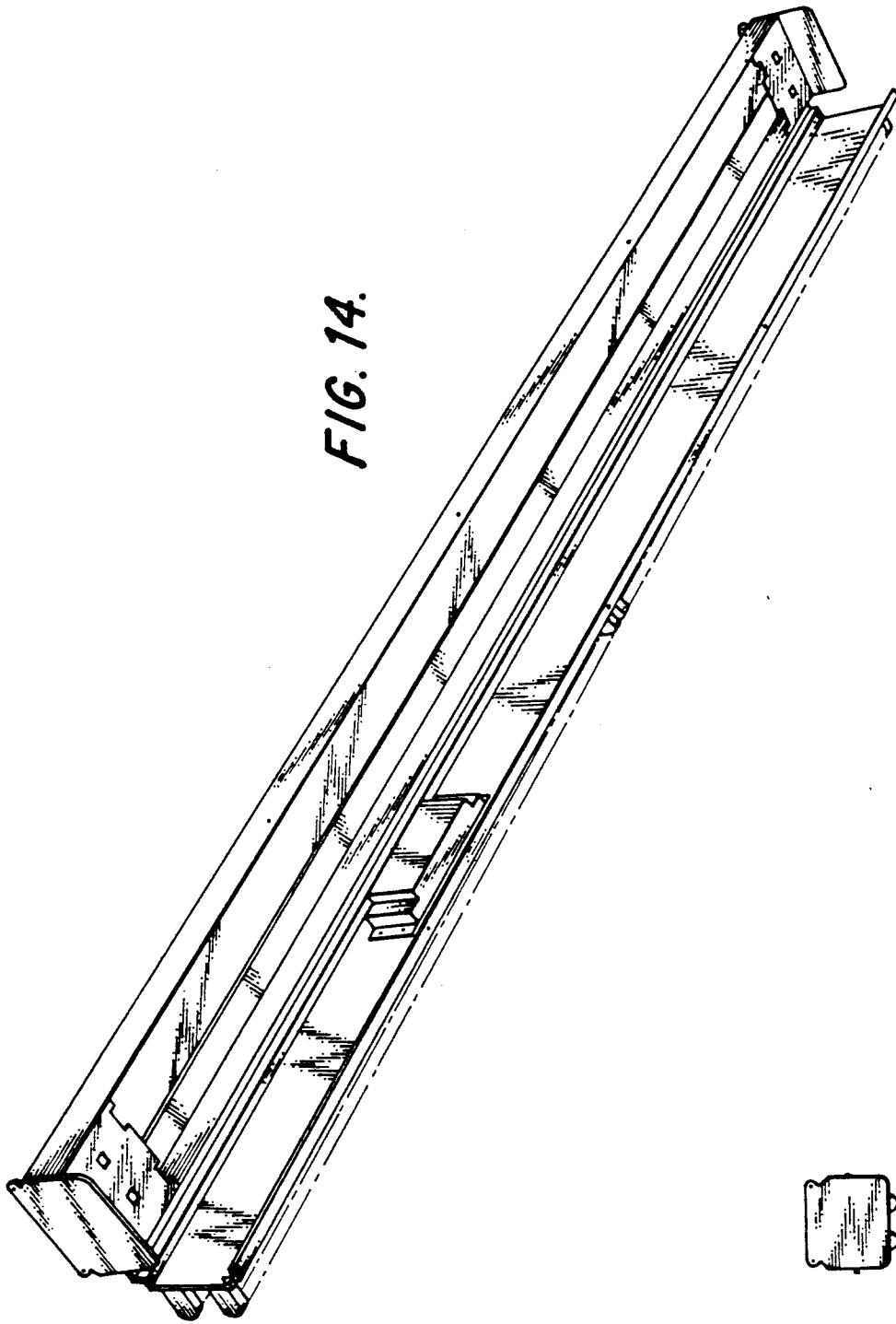


*FIG. 11.*



*FIG. 12.*





*FIG. 14.*

*FIG. 13.*