



US00D537177S

(12) **United States Design Patent**
Chang

(10) **Patent No.:** **US D537,177 S**

(45) **Date of Patent:** **** Feb. 20, 2007**

(54) **DECORATIVE SHELL OF A BULB ASSEMBLY**

D507,508 S * 7/2005 Brownell D11/184
D508,580 S * 8/2005 Norris et al. D26/67

(76) Inventor: **Hsiu-tsen Chang**, 2F-1, No. 152, Nan Yar Street, Hsinchu City (TW)

* cited by examiner

(**) Term: **14 Years**

Primary Examiner—Marcus A. Jackson
(74) *Attorney, Agent, or Firm*—Rosenberg, Klein & Lee

(21) Appl. No.: **29/251,491**

(57) **CLAIM**

(22) Filed: **Jan. 10, 2006**

The ornamental design for a decorative shell of a bulb assembly, as shown and described.

(51) **LOC (8) Cl.** **26-04**

(52) **U.S. Cl.** **D26/4**

(58) **Field of Classification Search** D26/1-4;
362/121, 806, 807, 808

DESCRIPTION

See application file for complete search history.


FIG. 1 is a perspective view of a decorative shell of a bulb assembly showing my new design.
FIG. 2 is a front plan view thereof.
FIG. 3 is a rear plan view thereof.
FIG. 4 is a top plan view thereof.
FIG. 5 is a bottom plan view thereof.
FIG. 6 is a left side plan view thereof; and,
FIG. 7 is a right side plan view thereof.

(56) **References Cited**

U.S. PATENT DOCUMENTS

D465,594 S * 11/2002 Chen D26/73
D474,851 S * 5/2003 Yu D26/26

1 Claim, 4 Drawing Sheets



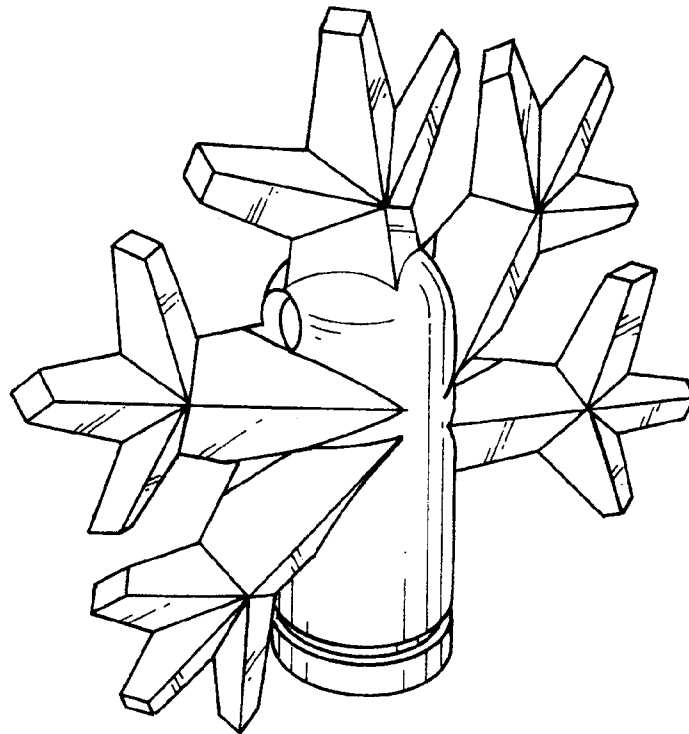


FIG. 1




FIG. 2




FIG. 3

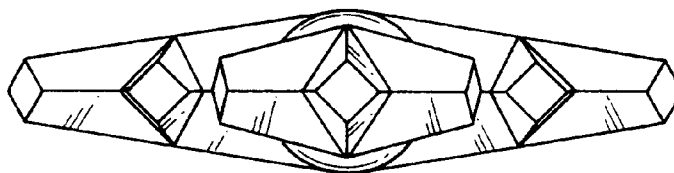


FIG. 4

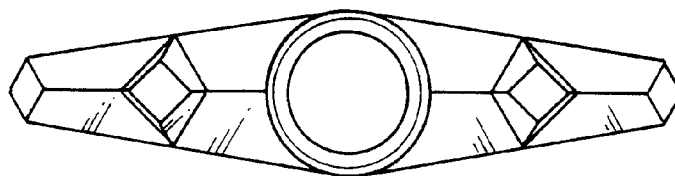


FIG. 5

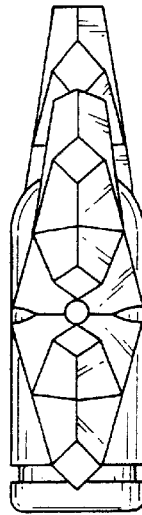


FIG. 6

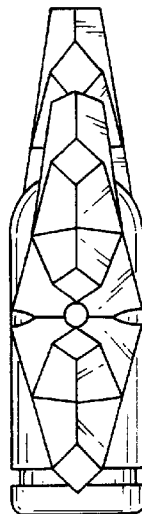


FIG. 7