

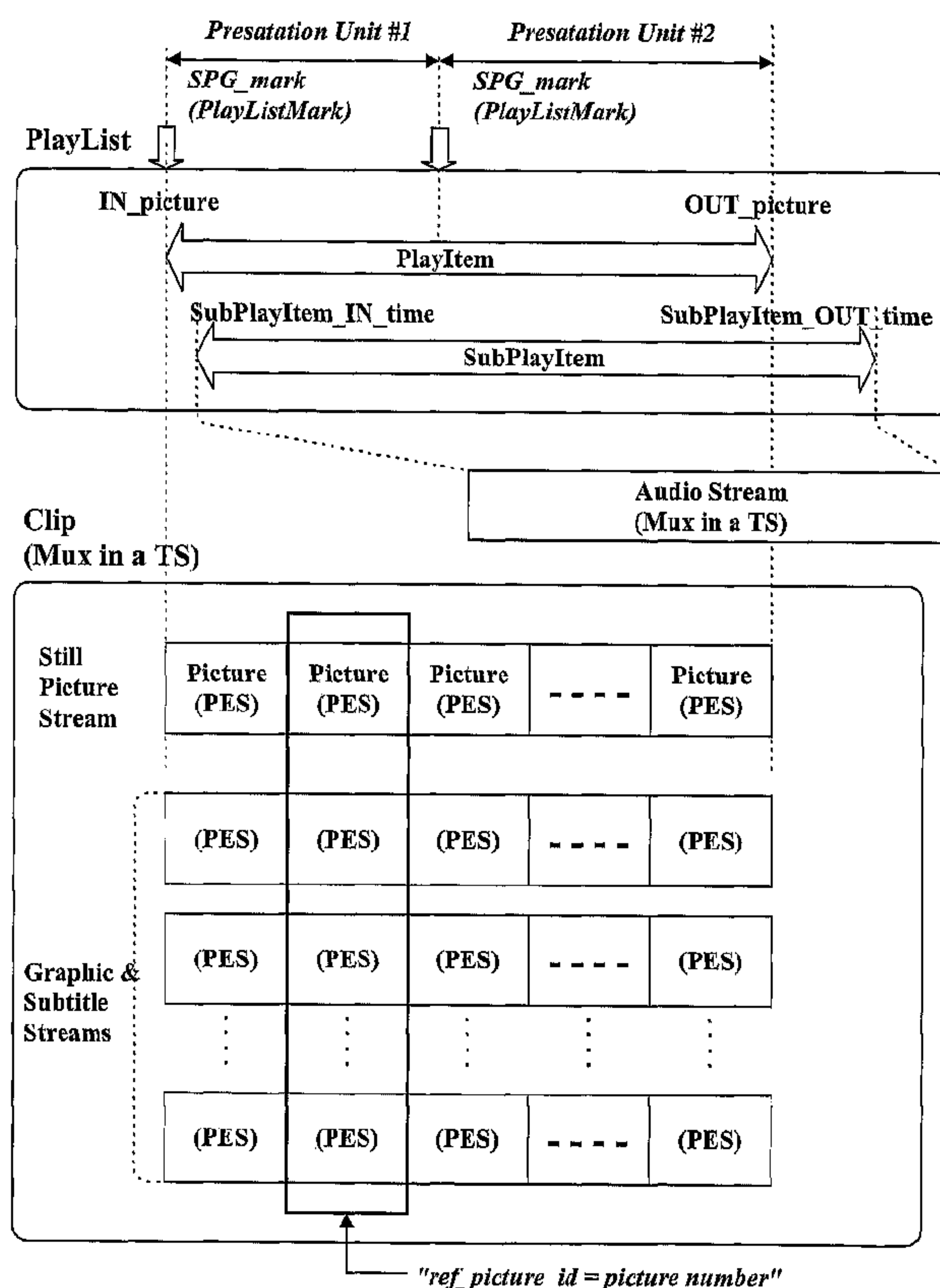


(86) Date de dépôt PCT/PCT Filing Date: 2004/01/19  
 (87) Date publication PCT/PCT Publication Date: 2004/08/05  
 (85) Entrée phase nationale/National Entry: 2005/07/18  
 (86) N° demande PCT/PCT Application No.: KR 2004/000080  
 (87) N° publication PCT/PCT Publication No.: 2004/066281  
 (30) Priorités/Priorities: 2003/01/20 (10-2003-0003784) KR;  
 2003/02/07 (60/445,425) US;  
 2003/02/14 (10-2003-0009485) KR

(51) Cl.Int.<sup>7</sup>/Int.Cl.<sup>7</sup> G11B 7/004  
 (71) Demandeur/Applicant:  
 LG ELECTRONICS INC., KR  
 (72) Inventeurs/Inventors:  
 SEO, KANG SOO, KR;  
 KIM, BYUNG JIN, KR  
 (74) Agent: ROBIC

(54) Titre : SUPPORT D'ENREGISTREMENT POURVU D'UNE STRUCTURE DE DONNEES POUR LA GESTION DE LA REPRODUCTION D'IMAGES FIXES ENREGISTREES SUR LUI, ET PROCEDES ET DISPOSITIFS D'ENREGISTREMENT ET DE REPRODUCTION.

(54) Title: RECORDING MEDIUM HAVING DATA STRUCTURE FOR MANAGING REPRODUCTION OF STILL PICTURES RECORDED THEREON AND RECORDING AND REPRODUCING METHODS AND APPARATUSES



(57) Abrégé/Abstract:

The recording medium includes a data structure with at least one playlist stored in a playlist area of the recording medium. The playlist includes at least one playitem and at least one sub-playitem. The playitem provides navigation information for reproducing at

(57) **Abrégé(suite)/Abstract(continued):**

least one still picture from a first file, and the sub-playitem provides navigation information for reproducing audio data from a second file. The recording medium includes a data structure with at least one playlist stored in a playlist area of the recording medium. The playlist includes at least one playitem and at least one sub-playitem. The playitem provides navigation information for reproducing at least one still picture from a first file, and the sub-playitem provides navigation information for reproducing audio data from a second file.

(12) INTERNATIONAL APPLICATION PUBLISHED UNDER THE PATENT COOPERATION TREATY (PCT)

(19) World Intellectual Property  
Organization  
International Bureau



(43) International Publication Date  
5 August 2004 (05.08.2004)

PCT

(10) International Publication Number  
**WO 2004/066281 A1**

(51) International Patent Classification<sup>7</sup>: **G11B 7/004**

(21) International Application Number:  
PCT/KR2004/000080

(22) International Filing Date: 19 January 2004 (19.01.2004)

(25) Filing Language: English

(26) Publication Language: English

(30) Priority Data:  
10-2003-0003784 20 January 2003 (20.01.2003) KR  
60/445,425 7 February 2003 (07.02.2003) US  
10-2003-0009485 14 February 2003 (14.02.2003) KR

(71) Applicant (for all designated States except US): **LG ELECTRONICS INC.** [KR/KR]; 20, Yoido-dong, Youngdungpo-gu, Seoul\_150-010 (KR).

(72) Inventors; and

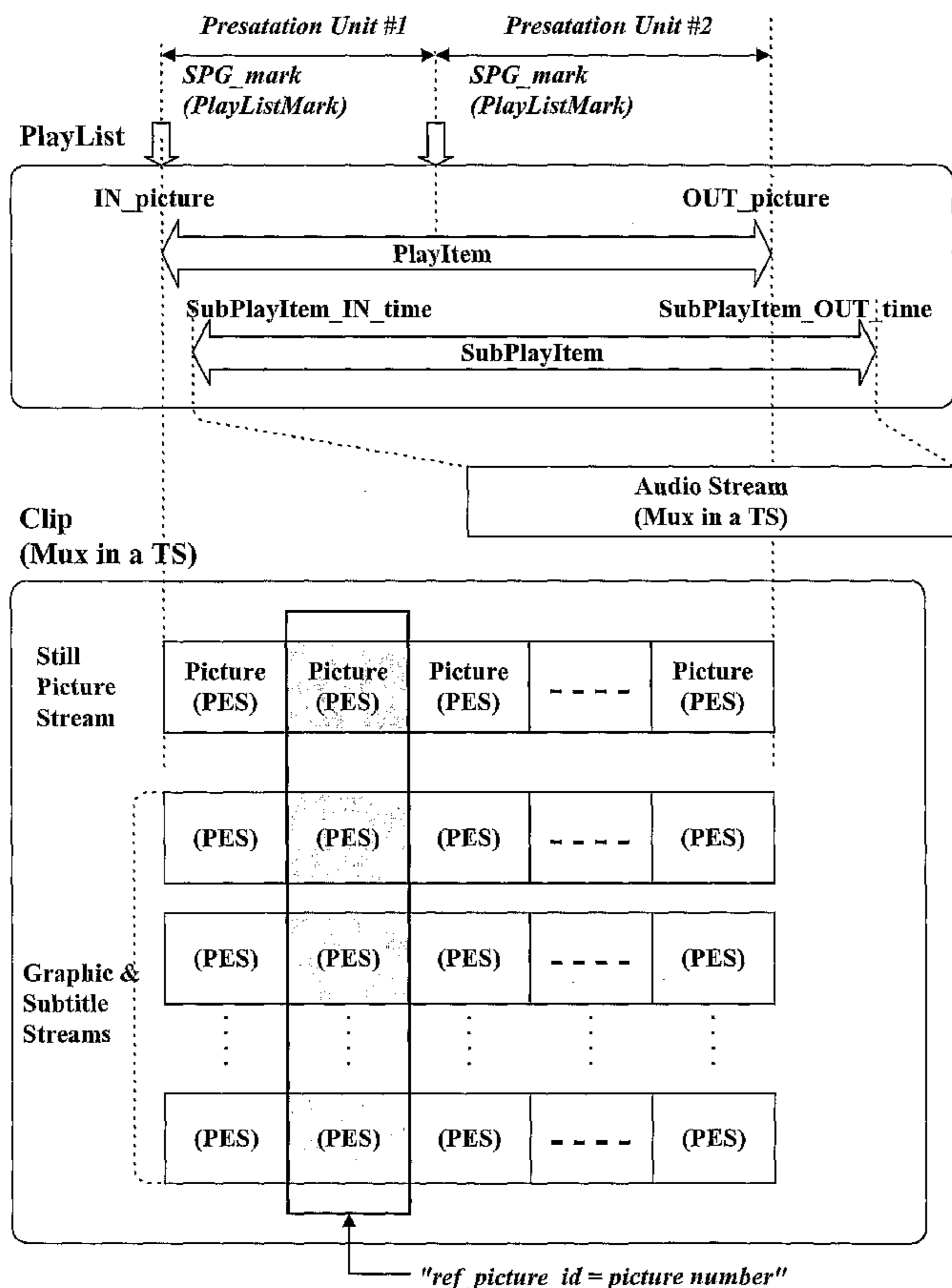
(75) Inventors/Applicants (for US only): **SEO, Kang Soo** [KR/KR]; 606-503, Chowon Hanyang Apt., 897-5, Pyoungan-dong, Dongan-gu, Anyang, Kyunggi-do 431-075 (KR). **KIM, Byung Jin** [KR/KR]; 111-204, Hansol Chungu APT., 110, Jeongja-dong, Bundang-gu, Sunnam, Kyunggi-do 463-010 (KR).

(74) Agent: **PARK, Lae Bong**; 1Fl., Dongun Bldg., 413-4, Dogok 2-dong, Kangnam-gu, Seoul\_135-272 (KR).

(81) Designated States (unless otherwise indicated, for every kind of national protection available): AE, AG, AL, AM, AT, AU, AZ, BA, BB, BG, BR, BW, BY, BZ, CA, CH, CN, CO, CR, CU, CZ, DE, DK, DM, DZ, EC, EE, EG, ES, FI, GB, GD, GE, GH, GM, HR, HU, ID, IL, IN, IS, JP, KE, KG, KP, KR, KZ, LC, LK, LR, LS, LT, LU, LV, MA, MD, MG, MK, MN, MW, MX, MZ, NA, NI, NO, NZ, OM, PG, PH, PL, PT, RO, RU, SC, SD, SE, SG, SK, SL, SY, TJ, TM, TN, TR, TT, TZ, UA, UG, US, UZ, VC, VN, YU, ZA, ZM, ZW.

[Continued on next page]

(54) Title: RECORDING MEDIUM HAVING DATA STRUCTURE FOR MANAGING REPRODUCTION OF STILL PICTURES RECORDED THEREON AND RECORDING AND REPRODUCING METHODS AND APPARATUSES



(57) Abstract: The recording medium includes a data structure with at least one playlist stored in a playlist area of the recording medium. The playlist includes at least one playitem and at least one sub-playitem. The playitem provides navigation information for reproducing at least one still picture from a first file, and the sub-playitem provides navigation information for reproducing audio data from a second file. The recording medium includes a data structure with at least one playlist stored in a playlist area of the recording medium. The playlist includes at least one playitem and at least one sub-playitem. The playitem provides navigation information for reproducing at least one still picture from a first file, and the sub-playitem provides navigation information for reproducing audio data from a second file.

WO 2004/066281 A1

**WO 2004/066281 A1**

**(84) Designated States** (*unless otherwise indicated, for every kind of regional protection available*): ARIPO (BW, GH, GM, KE, LS, MW, MZ, SD, SL, SZ, TZ, UG, ZM, ZW), Eurasian (AM, AZ, BY, KG, KZ, MD, RU, TJ, TM), European (AT, BE, BG, CH, CY, CZ, DE, DK, EE, ES, FI, FR, GB, GR, HU, IE, IT, LU, MC, NL, PT, RO, SE, SI, SK, TR), OAPI (BF, BJ, CF, CG, CI, CM, GA, GN, GQ, GW, ML, MR, NE, SN, TD, TG).

*For two-letter codes and other abbreviations, refer to the "Guidance Notes on Codes and Abbreviations" appearing at the beginning of each regular issue of the PCT Gazette.*

**Published:**

— *with international search report*

# DESCRIPTION

## RECORDING MEDIUM HAVING DATA STRUCTURE FOR MANAGING REPRODUCTION OF STILL PICTURES RECORDED THEREON AND RECORDING AND REPRODUCING METHODS AND APPARATUSES

5

### 1. TECHNICAL FIELD

The present invention relates to a recording medium having a data structure for managing reproduction of at least still pictures recorded thereon as well as methods and apparatuses for reproduction and recording.

### 2. BACKGROUND ART

The standardization of new high-density read only and rewritable optical disks capable of recording large amounts of high-quality video and audio data has been progressing rapidly and new optical disk related products are expected to be commercially available in the near future. The Blu-ray Disc Rewritable (BD-RE) and Blu-ray Disk ROM (BD-ROM) are examples of these new optical disks.

While the standard for BD-RE has been published, the standardization for high-density read-only optical disks such as the Blu-ray ROM (BD-ROM) is still under way. Consequently, an effective data structure for managing reproduction of still pictures recorded on the high-density read-only optical disk such as a BD-ROM is not yet available.

### 3. DISCLOSURE OF INVENTION

The recording medium according to the present invention includes a data structure for managing reproduction of at least still pictures recorded on the recording medium.

In one exemplary embodiment, a playlist area of the recording medium stores at least one playlist. The playlist includes at least one playitem and at least one sub-playitem. The playitem provides navigation information for reproducing at least one still picture  
5 from a first file, and the sub-playitem provides navigation information for reproducing audio data from a second file.

In another exemplary embodiment, the recording medium further includes a data area storing the first and second files. In this embodiment, the first file includes at least one still  
10 picture and related data associated with the still picture. Here, the related data may include graphics data, subtitle data, etc.

In a further exemplary embodiment, the playitem provides navigation information for reproducing presentation data from the first file, where the presentation data includes at least the still  
15 picture and related data associated with the still picture. In this embodiment, the presentation data may be divided into still picture units such that each still picture unit includes at least one still picture and associated related data.

In a still further exemplary embodiment, the still picture  
20 and related data are multiplexed into a transport stream on a still picture unit by still picture unit basis. In this embodiment, each elementary stream of the still picture and related data may be aligned within the still picture unit. As an example, each elementary stream is a packetized elementary stream.

25 In another exemplary embodiment, a playlist area of the recording medium stores at least one playlist including at least one playitem and at least one sub-playitem. The playitem provides navigation information for reproducing at least one still picture from a first data stream, and the sub-playitem file provides  
30 navigation information for reproducing an audio stream separate from the first data stream.

The present invention further provides apparatuses and methods for recording and reproducing the data structure according

to the present invention, and recording and reproducing slide shows according to the present invention.

#### 4. BRIEF DESCRIPTION OF DRAWINGS

The above features and other advantages of the present invention will be more clearly understood from the following detailed description taken in conjunction with the accompanying drawings, in which:

Fig. 1 illustrates an exemplary embodiment of a recording medium file or data structure according to the present invention;

10 Fig. 2 illustrates an example of a recording medium having the data structure of Fig. 1 stored thereon;

Fig. 3 illustrates a detailed embodiment of portions of the data structure in Fig. 1 and method of managing still images for a high-density recording medium;

15 Fig. 4 illustrates one example of a still image file;

Fig. 5 illustrates an example of the relationship between a playlist and at least one clip file according to an embodiment of the present invention;

20 Figs. 6 and 7 illustrate a detailed embodiment of portions of the data structure in Fig. 1 and a method for managing still images of a high-density recording medium according to the present invention;

25 Fig. 8 illustrates physical allocation of transport streams including still picture on a high-density optical disk recording medium;

Fig. 9 illustrates a schematic diagram of a partial structure of an optical disc apparatus where the present invention is applied;

30 Fig. 10 illustrates a detailed structure of a first embodiment of an optical disc apparatus where the present invention is applied;

Fig. 11 is a detailed structure of a second embodiment of an

optical disc apparatus where the present invention is applied; and

Fig. 12 illustrates another embodiment of a recording and reproducing apparatus according to the present invention.

## 5. MODES FOR CARRYING OUT THE INVENTION

5 In order that the invention may be fully understood, exemplary embodiments thereof will now be described with reference to the accompanying drawings.

A high-density recording medium such as a high density optical disk, for example, a Blu-Ray ROM (BD-ROM), BD-RE, etc. in  
10 accordance with the invention may have a file or data structure for managing reproduction of video and audio data as shown in Fig. 1. Some aspects of the data structure according to the present invention shown in Fig. 1 are the same as the well-known BD-RE standard, as such these aspects will be reviewed, but not described  
15 in great detail.

As shown in Fig. 1, the root directory contains at least one BD directory. The BD directory includes general files (not shown), a PLAYLIST directory in which playlist files (e.g., \*.mpls) are stored, a CLIPINF directory in which clip information files  
20 (\*.clpi) are stored, and a STREAM directory in which MPEG2-formatted A/V stream clip files (\*.m2ts), corresponding to the clip information files, are stored.

The STREAM directory includes MPEG2-formatted A/V stream files called clip streams files or just clip files. The A/V stream  
25 includes source packets of video and audio data. For example, a source packet of video data includes a header and a transport packet. A source packet includes a source packet number, which is generally a sequentially assigned number that serves as an address for accessing the source packet. Transport packets include a packet  
30 identifier (PID). The PID identifies the sequence of transport packets to which a transport packet belongs. Each transport packet in the sequence will have the same PID.



The CLIPINF directory includes a clip information file associated with each A/V stream file. The clip information file indicates, among other things, the type of A/V stream associated therewith, sequence information, program information and timing 5 information. The sequence information describes the arrival time basis (ATC) and system time basis (STC) sequences. For example, the sequence information indicates, among other things, the number of sequences, the beginning and ending time information for each sequence, the address of the first source packet in each sequence 10 and the PID of the transport packets in each sequence. A sequence of source packets in which the contents of a program is constant is called a program sequence. The program information indicates, among other things, the number of program sequences, the starting address for each program sequence, and the PID(s) of transport 15 packets in a program sequence.

The timing information is referred to as characteristic point information (CPI). One form of CPI is the entry point (EP) map. The EP map maps a presentation time stamp (e.g., on an arrival time basis (ATC) and/or a system time basis (STC)) to a source packet 20 address (i.e., source packet number). The presentation time stamp (PTS) and the source packet number (SPN) are related to an entry point in the AV stream; namely, the PTS and its related SPN point to an entry point on the AV stream. The packet pointed to is often referred to as the entry point packet.

25 The PLAYLIST directory includes one or more playlist files. The concept of a playlist has been introduced to promote ease of editing/assembling clips for playback. A playlist file is a collection of playing intervals in the clips. Each playing interval is referred to as a playitem. The playlist file, among other things, 30 identifies each playitem forming the playlist, and each playitem, among other things, is a pair of IN-point and OUT-point that point to positions on a time axis of the clip file (e.g., presentation time stamps on an ATC or STC basis). The playlist file may also

include sub-playitems that also provide a pair of IN-point and OUT-point that point to positions on a time axis of a clip file. Expressed another way, the playlist file identifies playitems and sub-playitems, each playitem or sub-playitem points to a clip file  
5 or portion thereof and identifies the clip information file associated with the clip file. The clip information file is used, among other things, to map the playitems to the clip file of source packets. Playlists may also include playlist marks which point to specific places (e.g., a specific address) in a clip file

10 The general information files (not shown) provide general information for managing the reproduction of the A/V streams recorded on the optical disk.

In addition to illustrating the data structure of the recording medium according to an embodiment of the present  
15 invention, Fig. 1 represents the areas of the recording medium. For example, the general information files are recorded in one or more general information areas, the playlist directory is recorded in one or more playlist directory areas, each playlist in a playlist directory is recorded in one or more playlist areas of the recording  
20 medium, etc. Fig. 2 illustrates an example of a recording medium having the data structure of Fig. 1 stored thereon. As shown, the recording medium includes a file system information area, a data base area and an A/V stream area. The data base area includes a general information file and playlist information area and a clip  
25 information area. The general information file and playlist information area have the general information files recorded in a general information file area thereof, and the PLAYLIST directory and playlist files recorded in a playlist information area thereof. The clip information area has the CLIPINFO directory and associated  
30 clip information files recorded therein. The A/V stream area has the A/V streams for the various titles recorded therein.

Video and audio data are typically organized as individual titles; for example, different movies represented by the video and

audio data are organized as different titles. Furthermore, a title may be organized into individual chapters in much the same way a book is often organized into chapters.

Because of the large storage capacity of the newer,  
5 high-density recording media such as BD-ROM and BD-RE optical disks, different titles, various versions of a title or portions of a title may be recorded, and therefore, reproduced from the recording media. For example, video data representing different camera angles may be recorded on the recording medium. As another example, versions  
10 of title or portions thereof associated with different languages may be recorded on the recording medium. As a still further example, a director's version and a theatrical version of a title may be recorded on the recording medium. Or, an adult version, young adult version and young child version (i.e., different parental control  
15 versions) of a title or portions of a title may be recorded on the recording medium. Each version, camera angle, etc. represents a different reproduction path, and the video data in these instances is referred to as multiple reproduction path video data.

Because of the large storage capacity of the newer,  
20 high-density recording media such as BD-ROM still images or pictures may be recorded and reproduced in an organized and/or user interactive fashion, for example, as slideshows. The data structure for managing reproduction of still pictures for a high-density recording medium in accordance with embodiments of  
25 the present invention will be described along with methods and apparatuses according to embodiments of the present invention for recording and reproducing still images.

Fig. 3 illustrates an embodiment of a data structure and method of managing still images for a high-density recording medium  
30 in accordance with the invention. A plurality of still images or pictures are stored in an individual still image file on a high-density recording medium, such as a BD-ROM, and a playlist includes navigation information for playback control of the still

images.

The navigation information of the playlist is also associated with movie video or audio data recorded in a particular area of a clip A/V stream. The playlist indicates at what points in the  
5 movie video or audio data to reproduce a still picture. Namely, the playlist links the clip A/V stream with the still image file. The playlist may also provide a duration for displaying each still picture, or this information may be supplied by a clip information file. The duration may be finite or infinite.

10 When, based on reproduction of the playlist, a reproducing apparatus finds that a still image is associated with movie video or audio data during reproduction of the movie video or audio data, the reproducing apparatus obtains the still image from the still image file. The reproducing apparatus then performs a still  
15 operation to display the still image for a limited duration or indefinitely based on the presentation duration information for the still image. When an indefinite duration is indicated, the still picture is displayed until user input is received.

As will be appreciated from the above and following  
20 disclosure, still images may be displayed as a sequential slideshow, a random/shuffle slideshow, or a browsable slideshow. A sequential slideshow involves the reproduction of still images having limited duration in the order set forth by the playlist. This reproduction of the still images may also occur in synchronized reproduction  
25 with audio data. A browsable slide show involves reproduction of still images having infinite duration in an order set forth by the playlist. Reproduction proceeds to a previous or subsequent still image based on user input. A random/shuffle slideshow is a form of sequential or browsable slideshow in which the order to  
30 reproduce the still images is randomized.

Fig. 4 illustrates one example of a still image file. In this example, a still image or a group of still images form a presentation unit. A presentation unit may be formed, for example,

of still images having a common presentation attribute. For example in Fig. 4, still images #1 ~ #k that have the same presentation duration (duration #1) are grouped into presentation unit #1 and still images #k+1 ~ #n that have the same presentation duration 5 (duration #2) are grouped into presentation unit #2. While duration has been given as an example of a presentation attribute, it will be understood that the present invention is not limited to this example.

Fig. 5 illustrates an example of the relationship between a 10 playlist and at least one clip file according to an embodiment of the present invention. As shown in FIG. 5, the playlist includes navigation information for playback control of a first and second presentation unit (e.g., the first and second presentation unit illustrated in Fig. 4). A playitem included in the playlist is used 15 for playback control of a still picture stream and related data such as graphic & subtitle streams. A sub-playitem included in the playlist is used for playback control of audio data associated with the still images. As shown, the audio data is recorded in a separate file from the still picture and related data, and is therefore not 20 included in the related data. The audio data may be reproduced in either a synchronized or unsynchronized fashion with the associated still images.

The playlist also includes a playlist mark, called hereinafter a still picture group mark (SPG\_mark), for each of the 25 presentation units. A still picture group mark SPG\_mark points to the beginning of a presentation unit, which includes one or more still images.

The still picture stream and the related data streams (e.g., the graphic & subtitle streams) are packetized into Packetized 30 Elementary Stream (PES) packets on a still image basis. Namely, each PES packet of the still picture stream includes a single still picture. The PES packets are encoded into MPEG2 transport packets and then multiplexed into a transport stream. This will be

described in greater detail with respect to the embodiment of Figs. 6 and 7.

Navigation information for linked reproduction of a still image and graphic & subtitle data associated with the still image is recorded in the PES packets of the still image and the associated graphic & subtitle data. As shown in Fig. 5, a unique picture ID corresponding to the picture number of a still image may be included in the PES packet of the still image and the PES packets of the associated graphic & subtitle.

10 A reproducing apparatus may effectively perform playback control of still images of presentation units grouped using the still picture group marks (SPG\_marks) included in the playlist. Also, the reproducing apparatus performs linked playback of a still image and graphic & subtitle associated with the still image by 15 detecting the unique picture ID of the still image. During reproduction of the still pictures and related data, the reproducing apparatus further reproduces an audio stream indicated by the sub-playitem.

Figs. 6 and 7 illustrate an embodiment of a data structure 20 and method for managing still images of a high-density recording medium such as a BD-ROM similar to that described above with respect to Fig. 5. The most notable difference being that the embodiment of Figs. 6 and 7 does not include presentation units.

As shown in Fig. 6, the still picture stream and the related 25 data streams (e.g., the graphic & subtitle streams) are packetized into PES packets on a still image basis. Namely, each PES packet of the still picture stream includes a single still picture, and the associated PES packets of the related data include the related data associated with the still picture (e.g., for reproduction in 30 synchronization with the associated still picture). The still picture together with related data to be reproduced in synchronization therewith are grouped into a still picture unit. On a still picture unit basis, the still picture stream and related

data streams are multiplexed into a still picture file of MPEG2 transport streams.

Fig. 6 further shows a clip information file corresponding to the still picture file. The clip information file includes an entry point map (EP\_MAP). Individual entry points (EP #1 ~ #k) in the EP map contain respective navigation information for accessing a head recording position of a corresponding still picture unit. The navigation information, for example, includes source packet number entry point start (SPN\_EP\_Start) information indicating the start recording position of the corresponding still picture unit.

Fig. 7 illustrates a playlist for play control of the still picture file discussed above with respect to Fig. 6. As shown, a playitem (PlayItem) in the playlist contains in-picture (IN\_picture) information and out-picture (OUT\_picture) information corresponding respectively to the start position and end position of the still images in the still picture file to reproduce. A sub-playitem (SubPlayItem) in the playlist contains sub-playitem in-time (SubPlayItem\_IN\_time) information and sub-playitem out-time (SubPlayItem\_OUT\_time) information for a separate audio file to be reproduced in association with the still picture file. The audio data may be reproduced in either a synchronized or unsynchronized fashion with the associated still images.

The playlist further includes a playlist mark, referred to hereinafter as still mark, pointing to each still picture. The presentation duration information for the still picture and related data included in a still picture unit may be recorded in the still mark corresponding to the still picture unit. Alternatively or additionally, the presentation duration information may be contained in the playitem.

The still marks are particularly useful when skipping between pictures during a browsable slideshow. It will further be appreciated that the still picture file or portions thereof can

be simultaneously associated with a number of playlists with presentation durations different from each other.

Fig. 8 illustrates the physical allocation of the MPEG2 transport stream on, for example, an optical disk. As shown, each 5 portion of the MPEG2 transport stream corresponding to a still picture unit is recorded in alignment with a physical recording unit, such as an error correction code block (ECC Block) unit or sector unit, of the optical disk. For example, if the recording size of the transport stream corresponding to a second still 10 picture unit does not fill the physical recording unit, the unfilled region is filled or stuffed with null data.

Fig. 9 illustrates a schematic diagram of a partial structure of an optical disc apparatus where the present invention is applied. As shown, the optical disc apparatus includes an optical pickup 15 111 for reproducing data from the an optical disk. A VDP (Video Disc Play) system 112 controls the reproduction operation of the optical pickup 111 and demodulates the data reproduced by the optical pickup 111. The VDP 112 produces an AV stream, which may also be fed to a D/A converter 13 to generate an analog version 20 of the AV stream.

The VDP system 112 controls the optical pickup 111 and demodulates the reproduced data based on user input received from a user interface and the navigation and management information recorded on the optical disk in accordance with the present 25 invention. For example, the VDP system 112 makes reference to still marks included in a playlist and an entry point map included in a clip information file as described above to reproduce a still picture file. Namely, the VDP system 112 reads out a still picture, graphic data, and subtitle data of each still picture unit 30 according to the order of entry points (EP #1, #2, ...) recorded in the entry point map. Then, the VDP system 112 conducts a series of operations for reproducing slideshows, which may be reproduced for a fixed time duration according to the presentation duration



information included in the still marks or reproduced in the form of skipped reproduction in units of the still picture unit corresponding to each of the still marks according to the key input of the user.

5 As shown in FIG. 10, the VDP system 112 may comprise a switch 120, track buffer 121, TS DEMUX 122, video buffer 123, graphic buffer 124, subtitle buffer 125, audio buffer 126, video decoder 127, graphic decoder 128, subtitle decoder 129, audio decoder 130, PCR counter 131, and microcomputer 132.

10 The microcomputer 132 controls the operation of the switch 120 according to the key input of a user or presentation duration information, thereby selectively feeding a still picture (V), graphic data (G), and subtitle data (ST) into the track buffer 121. The TS DEMUX 122 makes reference to the packet ID (PID) of the data  
15 stream temporarily stored in the track buffer and distributes still picture data, graphic data, and subtitle data into the video buffer 123, graphic buffer 124, and subtitle buffer 125, respectively.

The video decoder 127 decodes the still picture data, the graphic decoder 128 decodes the graphic data, and the subtitle  
20 decoder 129 decodes the subtitle data. As a result, a single still picture and related graphic and subtitle data are reproduced.

Similarly, the microcomputer 132 controls the operation of the switch 120 and selectively feeds audio data (A) read out from an optical disc into the track buffer 121. The TS DEMUX 122 makes  
25 reference to the packet ID (PID) of the audio data stream temporarily stored in the track buffer, thereby separating the audio data into the audio buffer 126.

The audio decoder 130 decodes and outputs the decoded audio data. At this stage, the presentation time stamp (PTS) information  
30 separated by the TS DEMUX 121 is fed into the audio decoder 130. Also, the PCR counter 131 counts a program clock reference (PCR) information separated from the TS DEMUX 121 and the PCR count value is fed into the audio decoder 130. Because the use of PTSs and PCRs

is well-known in the art, their inclusion in the data recorded on the optical disk has not been described in detail.

The audio decoder 130 reproduces the audio data when the PCR count value coincides with the PTS value. The PCR count value and  
5 PTS value are fed only into the audio decoder 130, thereby controlling the time of audio reproduction.

Accordingly, the optical disc apparatus, by making common use of the switch 120, track buffer 121, and TS DEMUX 122, can normally conduct slideshow operations of reproducing a still picture file  
10 and audio file recorded separately in a read-only Blu-ray disc in association with each other.

Fig. 11 illustrates another detailed embodiment of the VDP system 112. This embodiment is the same as the embodiment of Fig. 10 except for further including a PTS adder 133 and associated  
15 connections thereto. As described above, the microcomputer 132 makes reference to the key input of the user or presentation duration information, and thus controls the operations of the track buffer 121 and the switch 120. This same information is used for control of the PTS adder 133.

20 The PTS adder 133 makes reference to the PTS of the audio data stored temporarily in the track buffer and thus additionally records a pseudo PTS, which is the same as the audio PTS, into the PES packets of the still picture data, graphic data, and subtitle data.

25 The audio PTS separated from the TS DEMUX 121 is routed to the audio decoder 130, and program clock reference (PCR) information separated from said TS DEMUX is counted by said PCR counter 131. The PCR count value is fed into audio decoder 130, and the audio decoder 130 reproduces the audio data when the PCR  
30 count value coincides with the PTS.

The pseudo PTS separated by the TS DEMUX 121 and the PCR count value are also distributed to the video decoder 127, graphic decoder 128, and subtitle decoder 129. When the PCR count value

coincides with the pseudo PTS, the still picture data, graphic data, and subtitle data, are respectively reproduced.

Accordingly, the optical disc apparatus, by making common use of the switch 120, track buffer 121, and TS DEMUX 122, can normally  
5 conduct slideshow operations of reproducing a still picture file and audio file recorded separately in a read-only Blu-ray disc in association with each other.

Fig. 12 illustrates a schematic diagram of an embodiment of an optical disk recording and reproducing apparatus according to  
10 the present invention. As shown, an AV encoder 9 receives and encodes data (e.g., still image data, audio data, etc.). The AV encoder 9 outputs the encoded data along with coding information and stream attribute information. A multiplexer 8 multiplexes the  
15 encoded data based on the coding information and stream attribute information to create, for example, an MPEG-2 transport stream. A source packetizer 7 packetizes the transport packets from the multiplexer 8 into source packets in accordance with the  
audio/video format of the optical disk. As shown in Fig. 8, the operations of the AV encoder 9, the multiplexer 8 and the source  
20 packetizer 7 are controlled by a controller 10. The controller 10 receives user input on the recording operation, and provides control information to AV encoder 9, multiplexer 8 and the source packetizer 7. For example, the controller 10 instructs the AV  
encoder 9 on the type of encoding to perform, instructs the  
25 multiplexer 8 on the transport stream to create, and instructs the source packetizer 7 on the source packet format. The controller 10 further controls a drive 3 to record the output from the source packetizer 7 on the optical disk.

The controller 10 also creates the navigation and management  
30 information for managing reproduction of the data being recorded on the optical disk. For example, based on information received via the user interface (e.g., instruction set saved on disk, provided over an intranet or internet by a computer system, etc.)

the controller 10 controls the drive 3 to record one or more of the data structures of Figs. 1-8 on the optical disk.

During reproduction, the controller 10 controls the drive 3 to reproduce this data structure. Based on the information contained therein, as well as user input received over the user interface (e.g., control buttons on the recording and reproducing apparatus or a remote associated with the apparatus), the controller 10 controls the drive 3 to reproduce the data from the optical disk. For example, as discussed above with respect to the embodiments of the present invention, a still image or still images may be reproduced in association with audio data based on the navigation information. Furthermore, an image or group of images may be reproduced as a slideshow or portion of a slideshow. As also discussed, a slideshow may be synchronized, browsable, etc.

The reproduced source packets are received by a source depacketizer 4 and converted into a data stream (e.g., an MPEG-2 transport packet stream). A demultiplexer 5 demultiplexes the data stream into encoded data. An AV decoder 6 decodes the encoded data to produce the original data that was feed to the AV encoder 9. During reproduction, the controller 10 controls the operation of the source depacketizer 4, demultiplexer 5 and AV decoder 6. The controller 10 receives user input on the reproducing operation, and provides control information to AV decoder 6, demultiplexer 5 and the source packetizer 4. For example, the controller 10 instructs the AV decoder 9 on the type of decoding to perform, instructs the demultiplexer 5 on the transport stream to demultiplex, and instructs the source depacketizer 4 on the source packet format.

While Fig. 12 has been described as a recording and reproducing apparatus, it will be understood that only a recording or only a reproducing apparatus may be provided using those portions of Fig. 12 providing the recording or reproducing function.

As will be appreciated from the forgoing disclosure, the present invention provides a recording medium having a data structure for managing still images recorded on a high-density recording medium (e.g., a high-density optical disk such as a 5 BD-ROM). For example, the data structure allows for displaying still images and possibly audio data in various ways.

The method of managing still images for a high-density recording medium in accordance with the invention provides various still control operations and allows effective linked reproduction 10 of still images along with associated subtitle data or graphic images.

As apparent from the above description, the present invention provides methods and apparatuses for recording a data structure on a high density recording medium for managing still images 15 recorded on the recording medium.

The above description further provides methods and apparatus for reproducing still images recorded on a high density recording medium based on a data structure, also recorded on the high density recording medium, for managing the reproduction of still images.

20 While the invention has been disclosed with respect to a limited number of embodiments, those skilled in the art, having the benefit of this disclosure, will appreciate numerous modifications and variations there from. For example, while described with respect to a Blu-ray ROM optical disk in several 25 instances, the present invention is not limited to this standard of optical disk or to optical disks. It is intended that all such modifications and variations fall within the spirit and scope of the invention.

# CLAIMS

1. A recording medium having a data structure for managing reproduction of still pictures, comprising:

a playlist area storing at least one playlist, the playlist including at least one playitem and at least one sub-playitem, the playitem providing navigation information for reproducing at least one still picture from a first file, the sub-playitem providing navigation information for reproducing audio data from a second file.

10 2. The recording medium of claim 1, further comprising:  
a data area storing the first and second files.

3. The recording medium of claim 1, wherein  
the playitem provides navigation information for reproducing presentation data from the first file, the presentation data  
15 includes at least the still picture and related data associated with the still picture.

4. The recording medium of claim 3, wherein the related data includes graphics data.

5. The recording medium of claim 3, wherein the related data  
20 includes subtitle data.

6. The recording medium of claim 3, wherein the presentation data is divided into one or more still picture units such that each still picture unit includes at least one still picture and associated related data.

25 7. The recording medium of claim 6, wherein the presentation data is multiplexed into a transport stream on a still picture unit by still picture unit basis.

8. The recording medium of claim 7, wherein each elementary stream of the presentation data are aligned within the still  
30 picture unit.

9. The recording medium of claim 8, wherein each elementary stream is a packetized elementary stream.

10. The recording medium of claim 9, wherein each still picture unit includes one packet from each packetized elementary  
5 stream.

11. The recording medium of claim 1, further comprising:  
a data area storing the first file, and the first file does not include audio data.

12. A recording medium having a data structure for managing  
10 reproduction of still pictures, comprising:

a playlist area storing at least one playlist file, the playlist file including at least one playitem and at least one sub-playitem, the playitem providing navigation information for reproducing at least one still picture from a first data stream,  
15 the sub-playitem providing navigation information for reproducing an audio stream from a second data stream separate from the first data stream.

13. The recording medium of claim 12, wherein the first data stream is a transport stream.

20 14. The recording medium of claim 13, wherein the transport stream include packetized elementary streams of the still picture and related data.

15. A method of recording a data structure for managing reproduction of at least one still image on a recording medium,  
25 comprising:

recording at least one playlist on the recording medium, the playlist including at least one playitem and at least one sub-playitem, the playitem providing navigation information for reproducing at least one still picture from a first file, the  
30 sub-playitem providing navigation information for reproducing audio data from a second file.

16. A method of reproducing a data structure for managing reproduction of at least one still image recorded on a recording

medium, comprising:

reproducing at least one playlist from the recording medium, the playlist including at least one playitem and at least one sub-playitem, the playitem providing navigation information for  
5 reproducing at least one still picture from a first file, the sub-playitem providing navigation information for reproducing audio data from a second file.

17. An apparatus for recording a data structure for managing reproduction of at least one still image on a recording medium,  
10 comprising:

a driver for driving an optical recording device to record data on the recording medium;

a controller for controlling the driver to record at least one playlist on the recording medium, the playlist including at  
15 least one playitem and at least one sub-playitem, the playitem providing navigation information for reproducing at least one still picture from a first file, the sub-playitem providing navigation information for reproducing audio data from a second file.

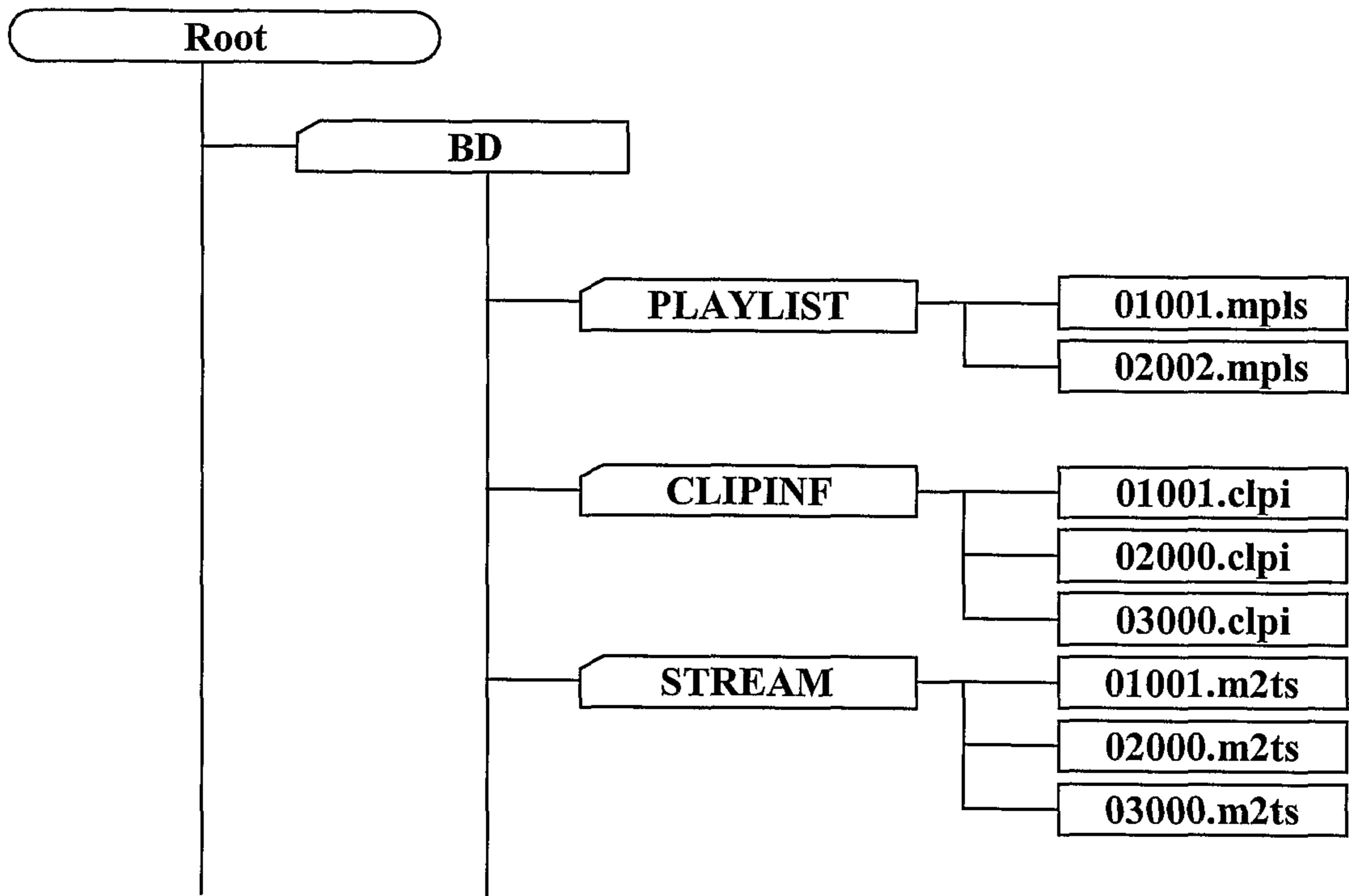
20 18. An apparatus for reproducing a data structure for managing reproduction of at least one still image recorded on a recording medium, comprising:

a driver for driving an optical reproducing device to reproduce data recorded on the recording medium;

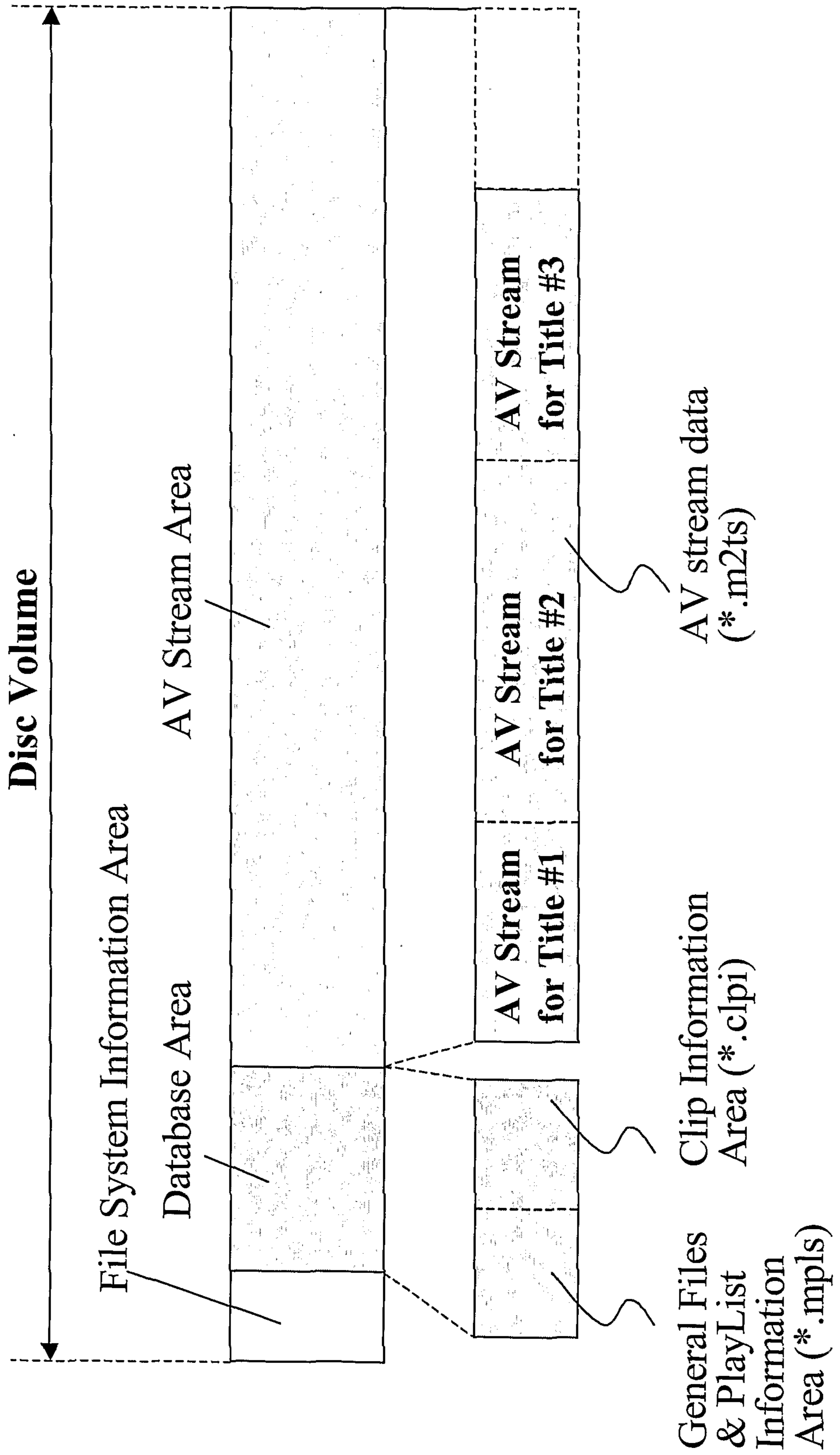
25 a controller for controlling the driver to reproduce at least one playlist from the recording medium, the playlist including at least one playitem and at least one sub-playitem, the playitem providing navigation information for reproducing at least one still picture from a first file, the sub-playitem providing  
30 navigation information for reproducing audio data from a second file.



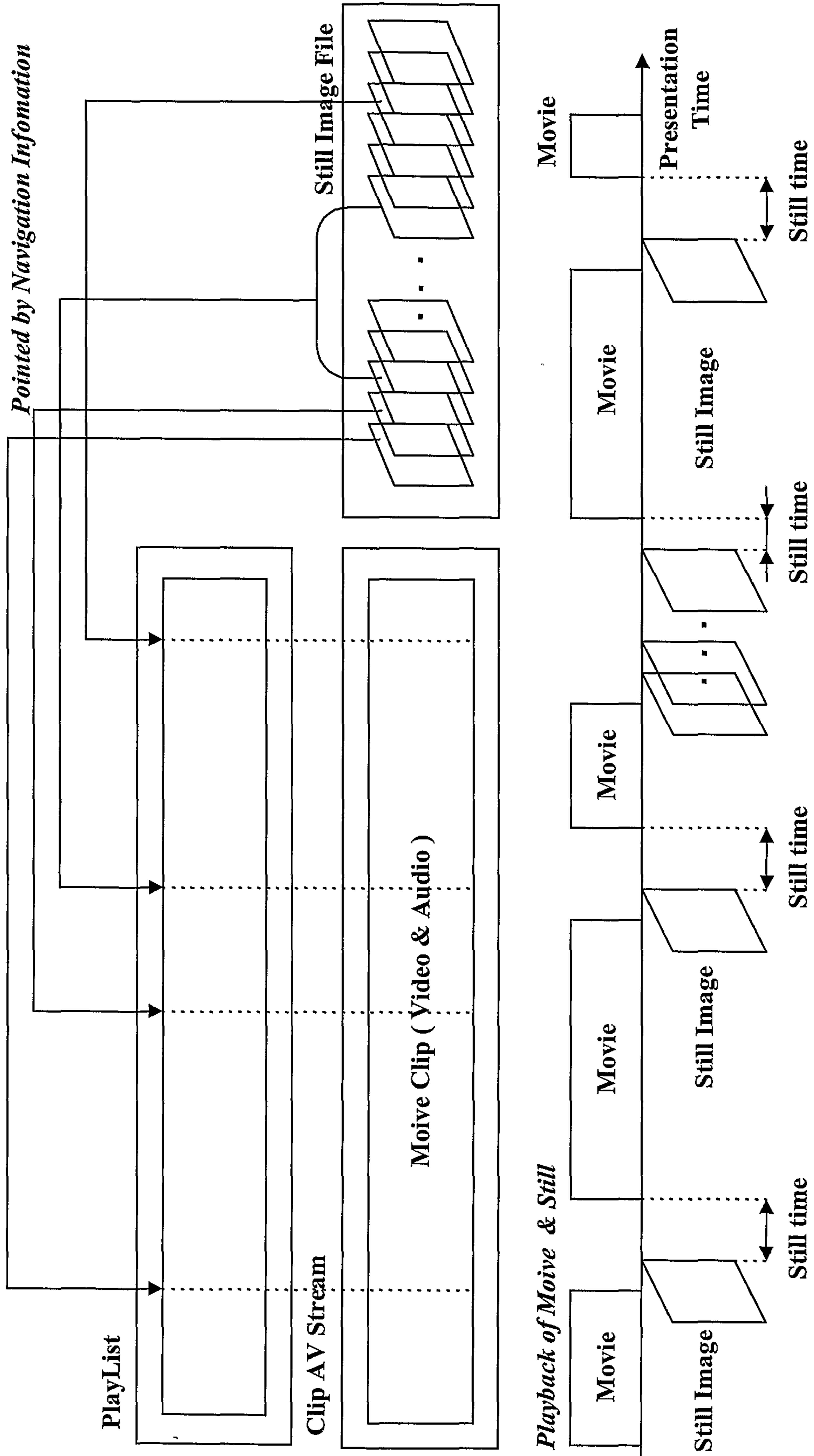
**FIG. 1**



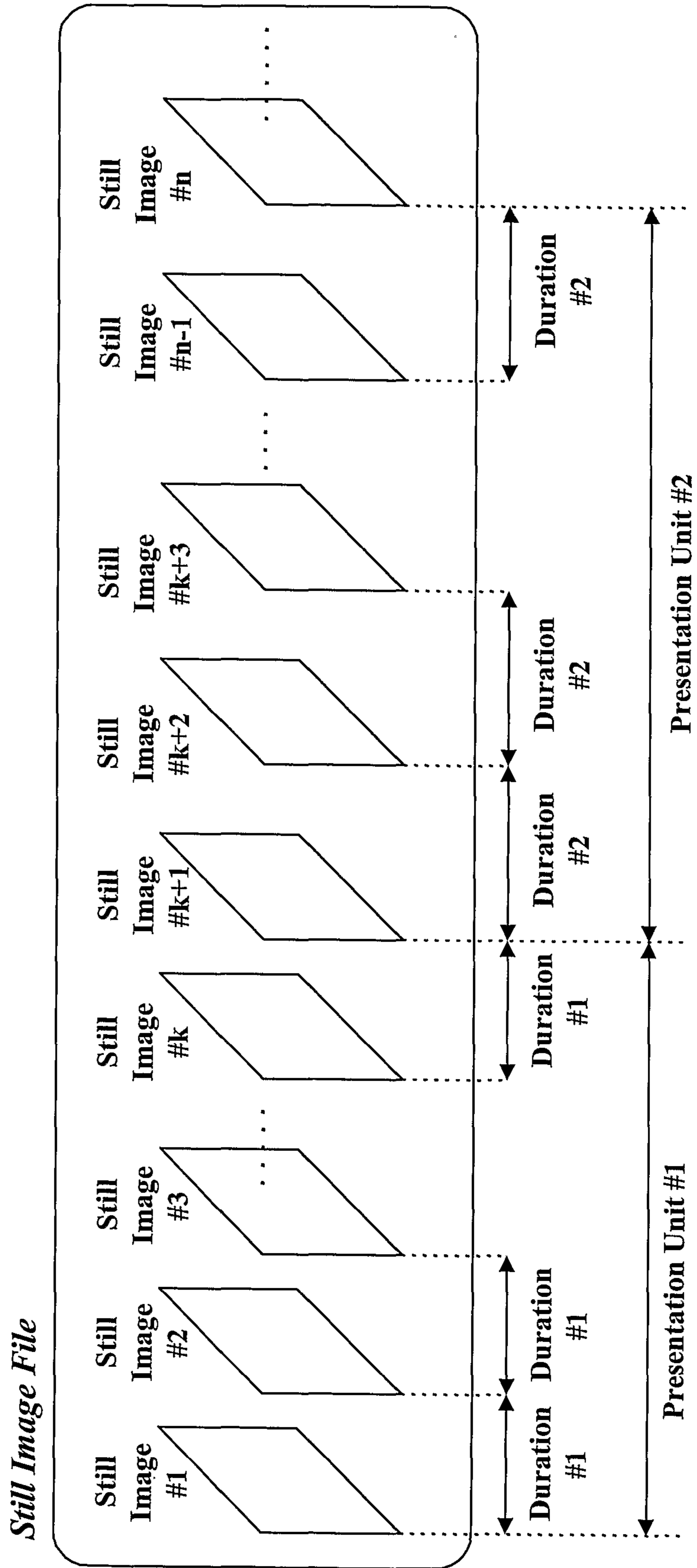
**FIG. 2**



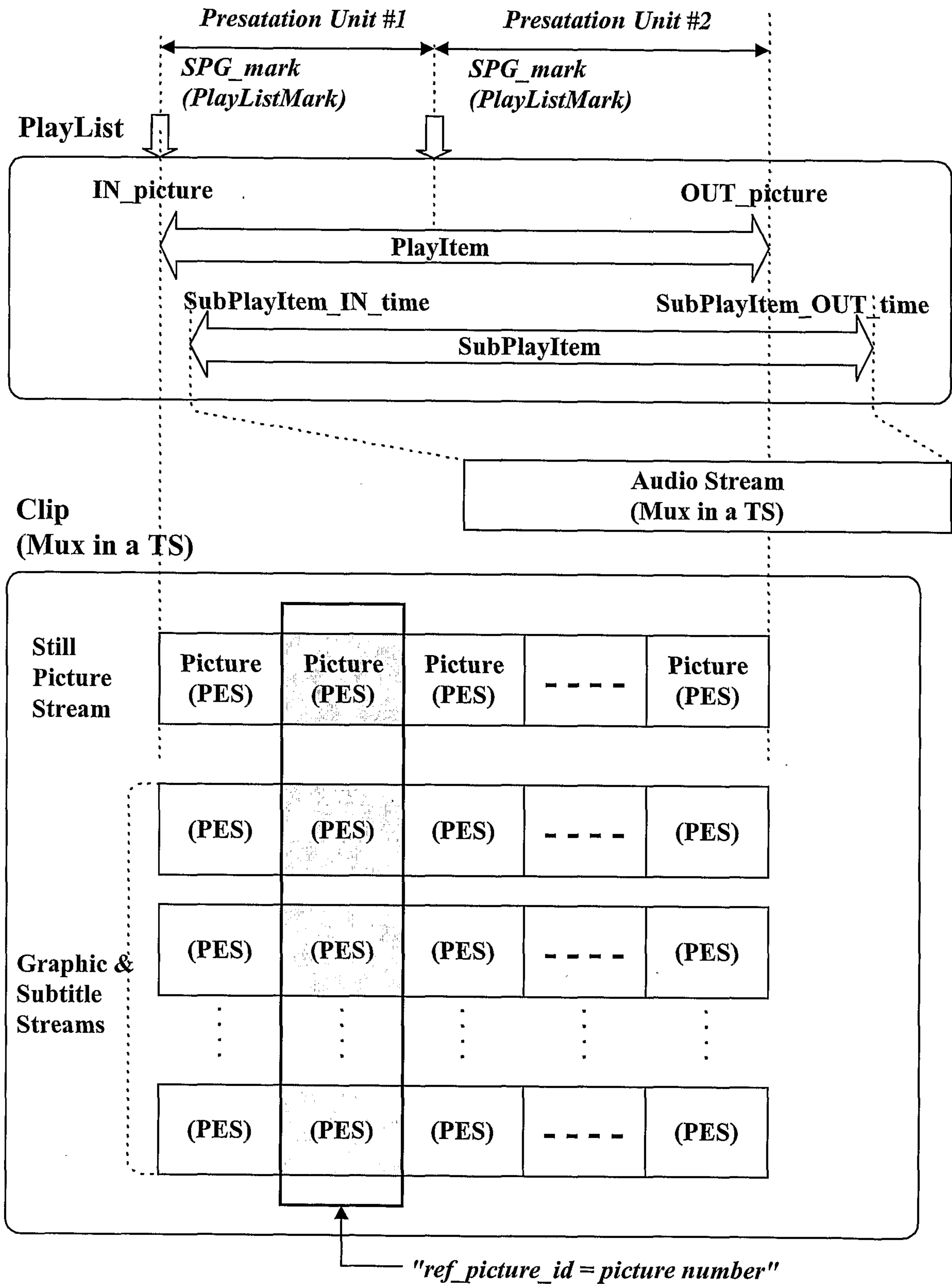
**FIG. 3**



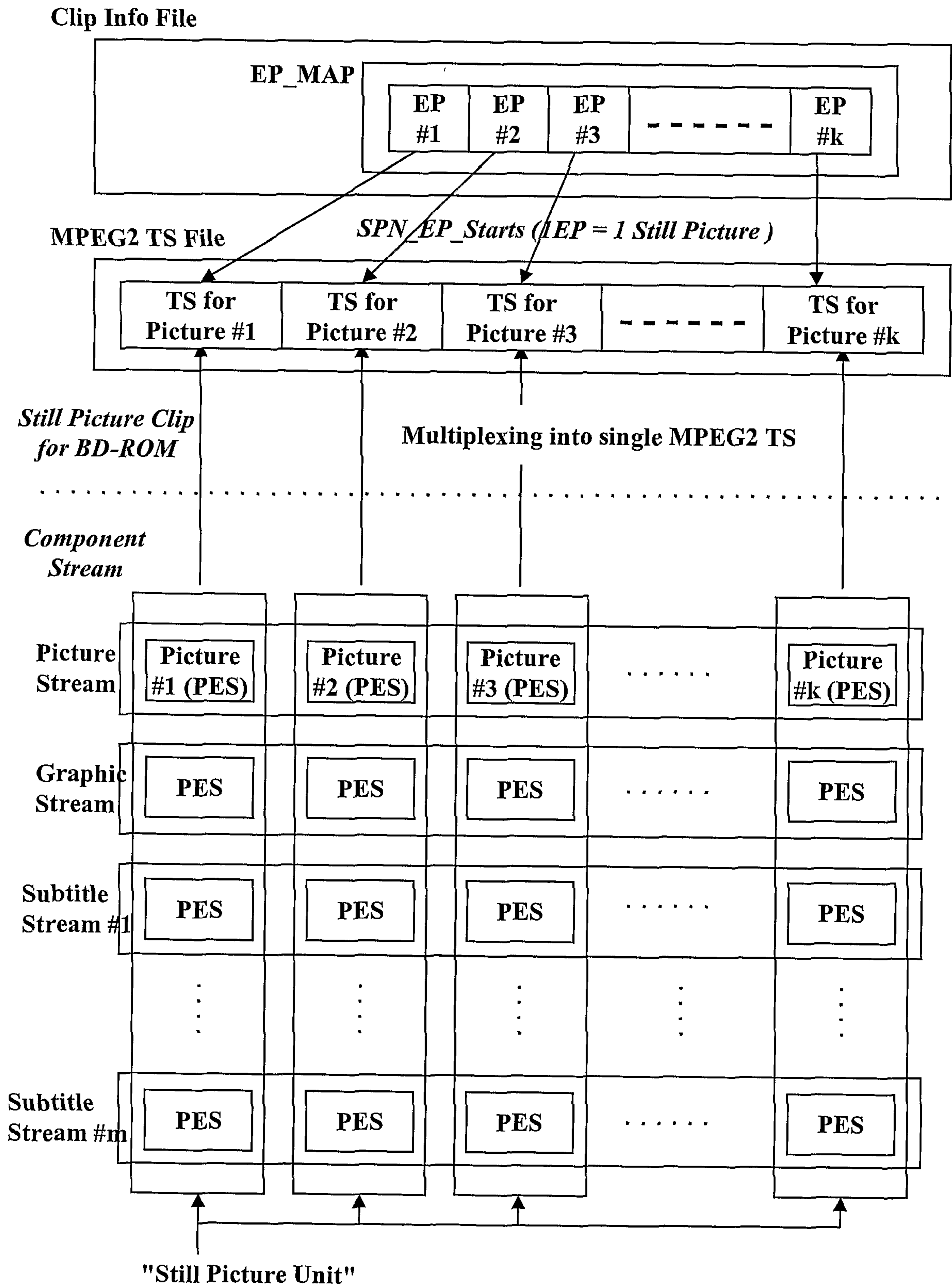
**FIG. 4**



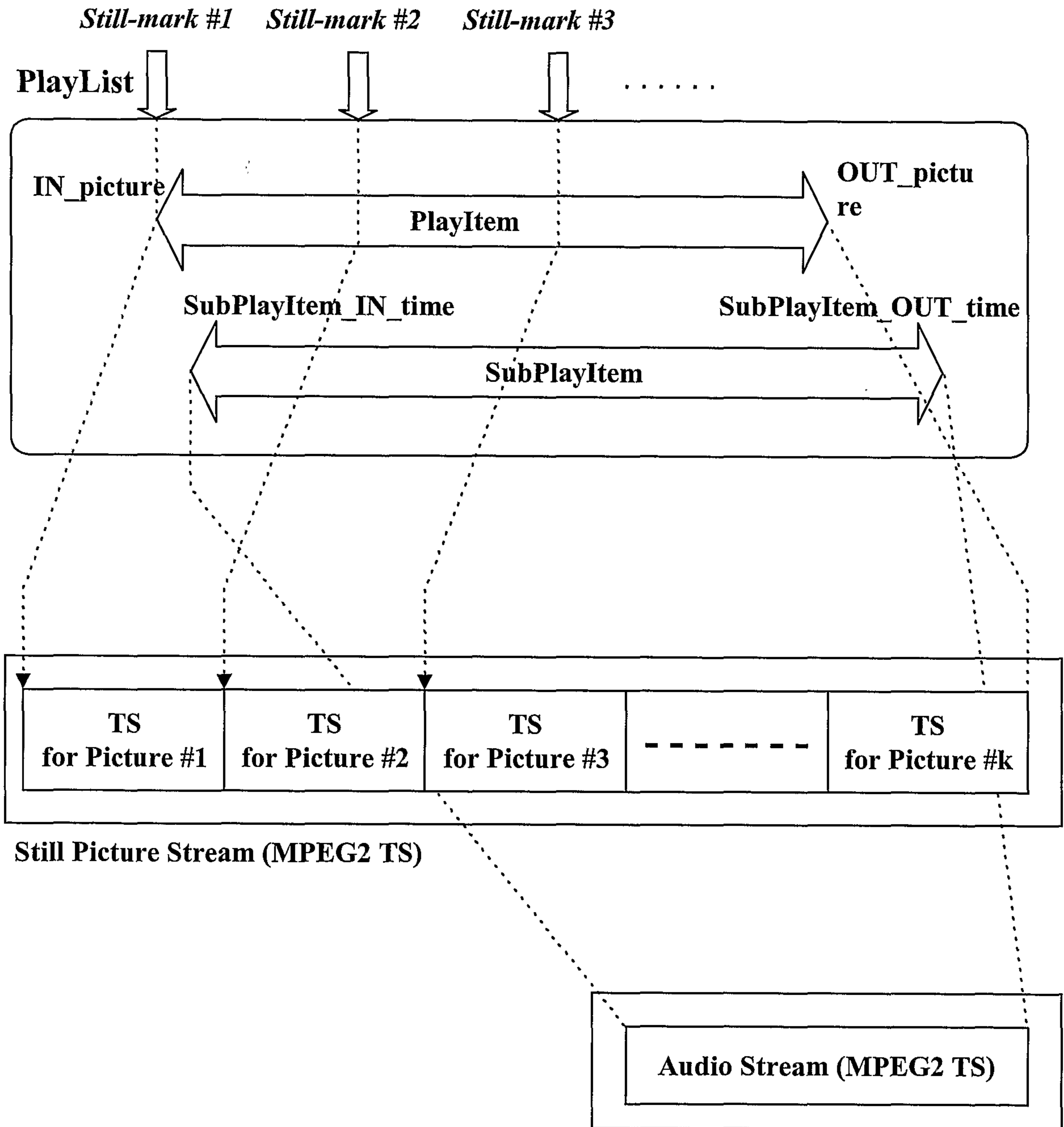
**FIG. 5**



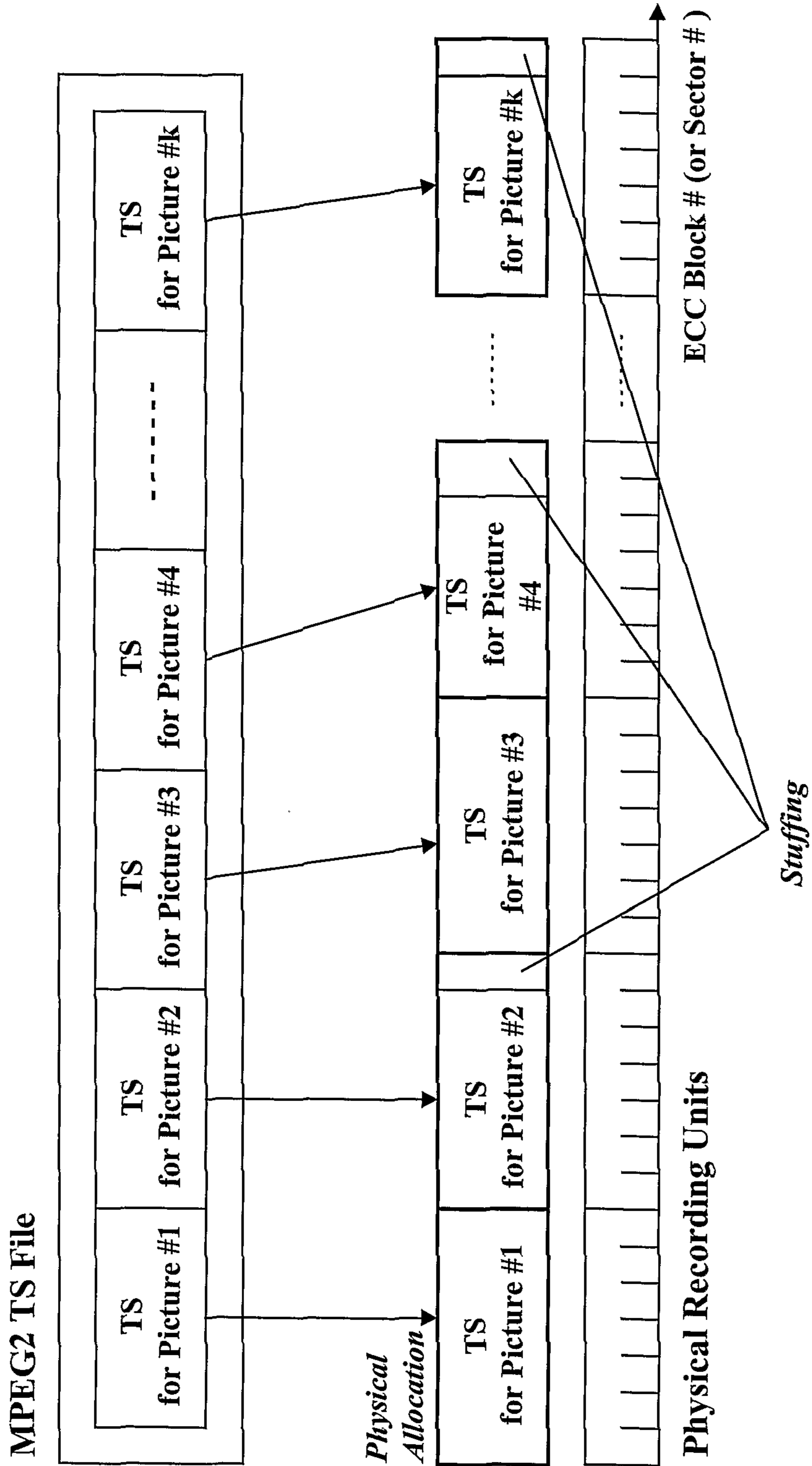
**FIG. 6**



**FIG. 7**

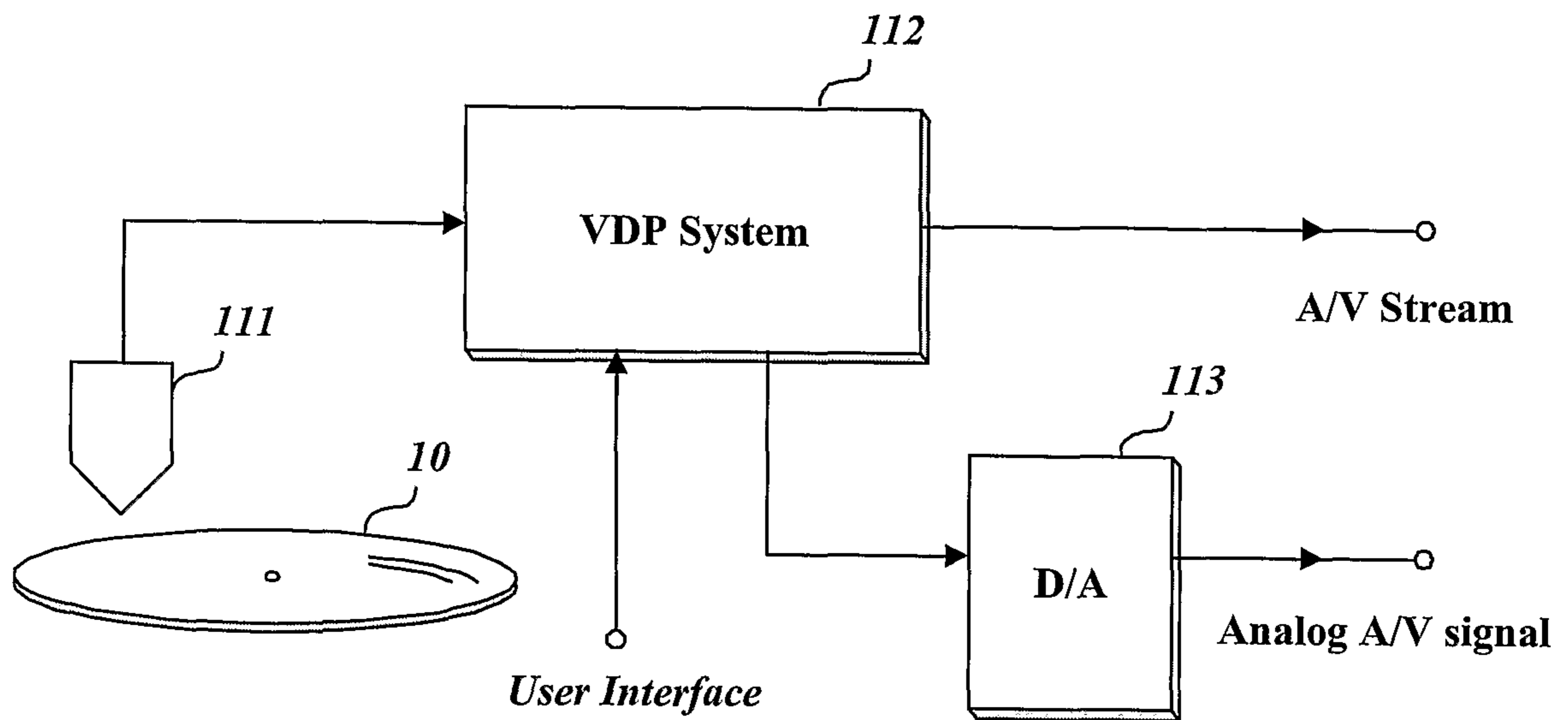


**FIG. 8**

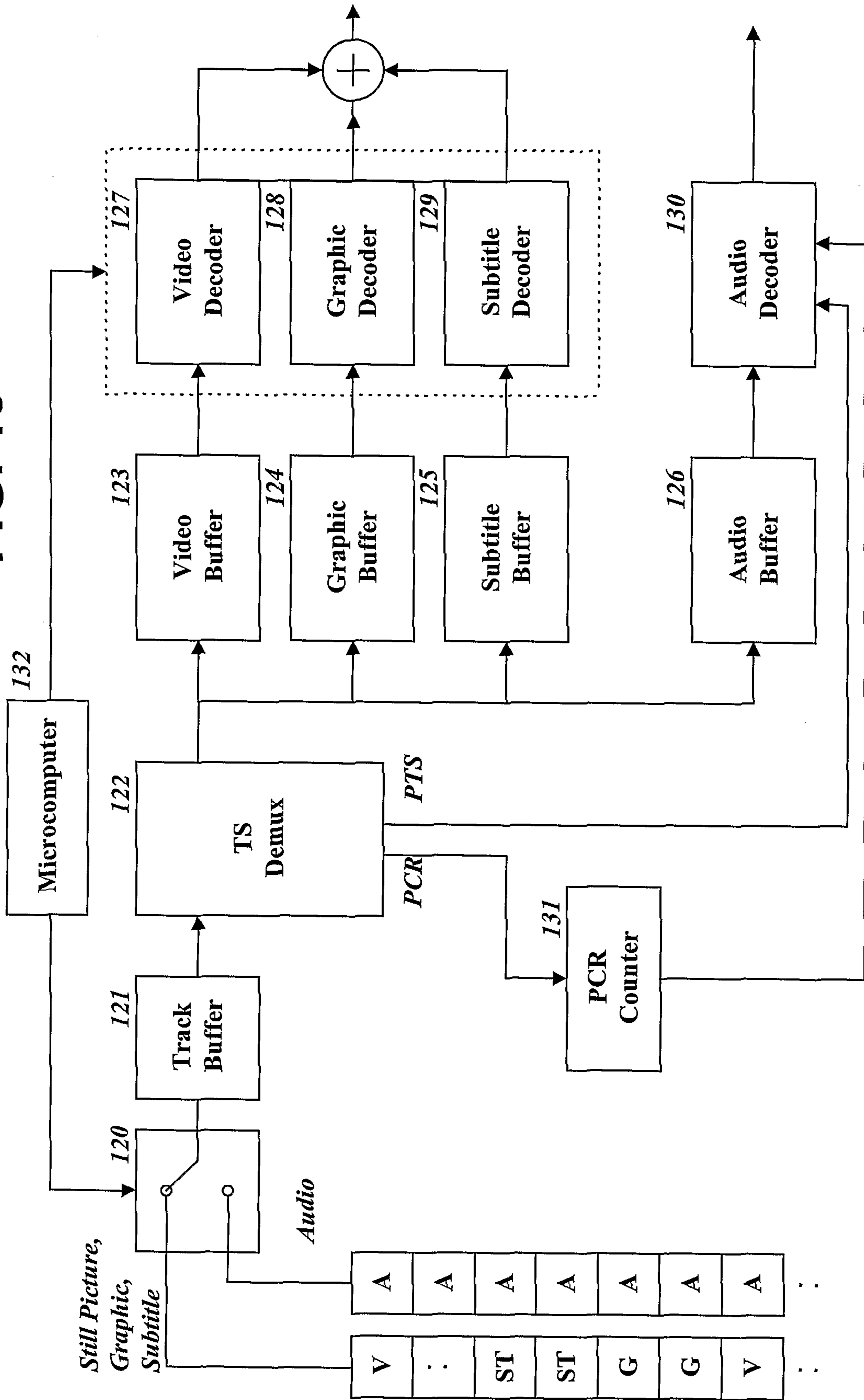




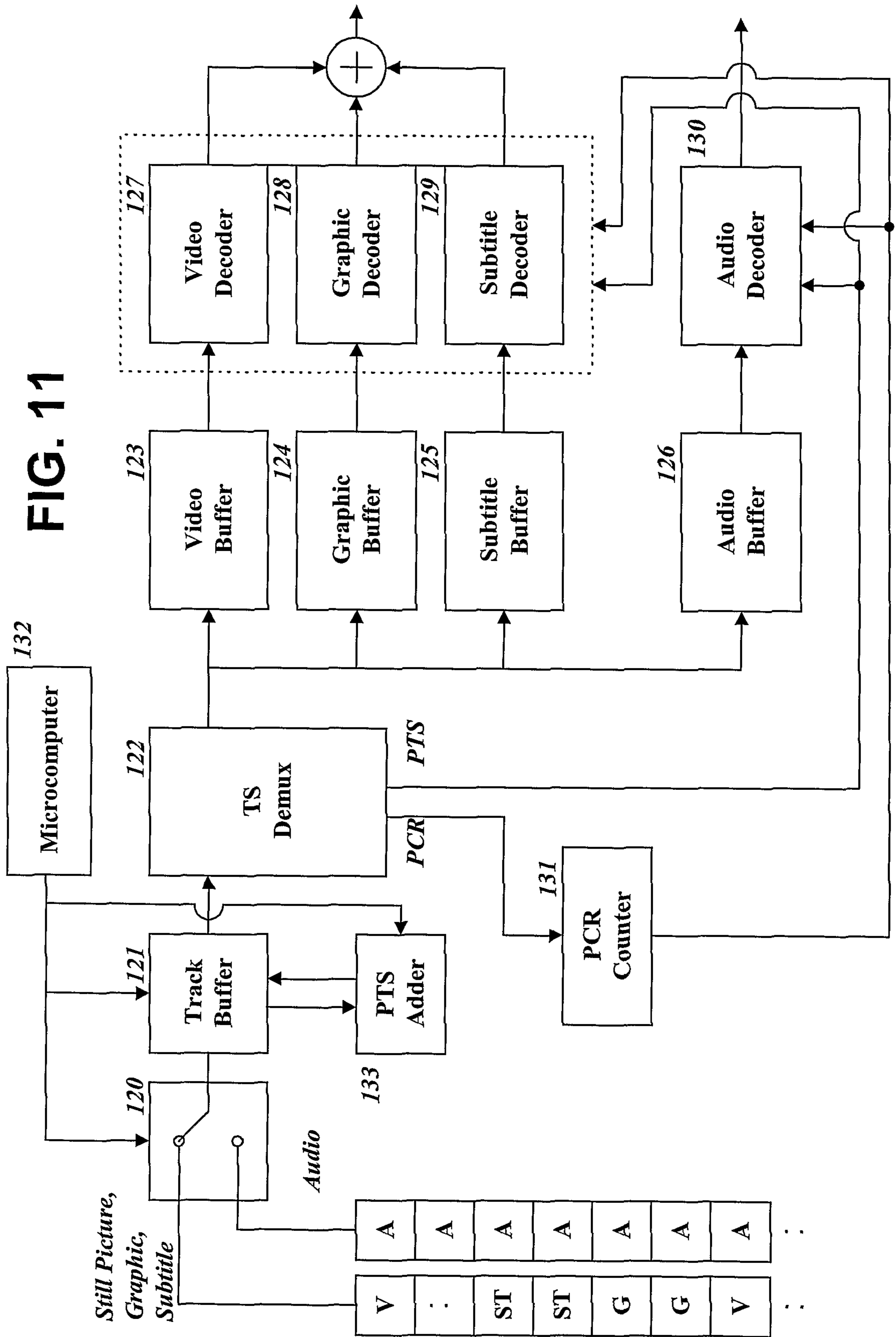
9/12

**FIG. 9**

**FIG. 10**



**FIG. 11**



**FIG. 12**

