

(19) World Intellectual Property  
Organization  
International Bureau



(43) International Publication Date  
8 July 2004 (08.07.2004)

PCT

(10) International Publication Number  
**WO 2004/056789 A1**

(51) International Patent Classification<sup>7</sup>: **C07D 271/113**,  
285/135, 249/14, 413/04, 413/12, 417/14, 413/14, A61K  
31/4245, A61P 35/00, 29/00

(21) International Application Number:  
PCT/IB2003/005787

(22) International Filing Date: 8 December 2003 (08.12.2003)

(25) Filing Language: English

(26) Publication Language: English

(30) Priority Data:  
60/435,155 20 December 2002 (20.12.2002) US  
60/509,701 8 October 2003 (08.10.2003) US

(71) Applicant (for all designated States except US):  
**WARNER-LAMBERT COMPANY LLC** [US/US];  
201 Tabor Road, Morris Plains, NJ 07950 (US).

(72) Inventors; and

(75) Inventors/Applicants (for US only): **BIWERSI, Cathlin, Marie** [US/US]; Pfizer Global Research and Development, Ann Arbor Laboratories, 2800 Plymouth Road, Ann Arbor, MI 48105 (US). **WARMUS, Joseph, Scott** [US/US]; Pfizer Global Research and Development, Ann Arbor Laboratories, 2800 Plymouth Road, Ann Arbor, MI 48105 (US). **ZHANG, Lu, Yan** [CN/US]; 83 Florence Road, #2C, Branford, CT 06405 (US). **BARRETT, Stephen, Douglas** [US/US]; Pfizer Global Research and Development, Ann Arbor Laboratories, 2800 Plymouth Road, Ann Arbor, MI 48105 (US). **KAUFMAN, Michael, David** [US/US]; Pfizer Global Research and Development, Ann

Arbor Laboratories, 2800 Plymouth Road, Ann Arbor, MI 48105 (US). **PLUMMER, Mark, Stephen** [US/US]; Pfizer Global Research and Development, Ann Arbor Laboratories, 2800 Plymouth Road, Ann Arbor, MI 48105 (US). **REED, Jessica, Elizabeth** [GB/US]; Pfizer Global Research and Development, Ann Arbor Laboratories, 2800 Plymouth Road, Ann Arbor, MI 48105 (US).

(74) Agents: **LUMB, J., Trevor** et al.; Warner-Lambert Company, 201 Tabor Road, Morris Plains, NJ 07950 (US).

(81) Designated States (national): AE, AG, AL, AM, AT, AU, AZ, BA, BB, BG, BR, BY, BZ, CA, CH, CN, CO, CR, CU, CZ, DE, DK, DM, DZ, EC, EE, EG, ES, FI, GB, GD, GE, GH, GM, HR, HU, ID, IL, IN, IS, JP, KE, KG, KP, KR, KZ, LC, LK, LR, LS, LT, LU, LV, MA, MD, MG, MK, MN, MW, MX, MZ, NI, NO, NZ, OM, PH, PL, PT, RO, RU, SC, SD, SE, SG, SK, SL, TJ, TM, TN, TR, TT, TZ, UA, UG, US, UZ, VC, VN, YU, ZA, ZM, ZW.

(84) Designated States (regional): ARIPO patent (BW, GH, GM, KE, LS, MW, MZ, SD, SL, SZ, TZ, UG, ZM, ZW), Eurasian patent (AM, AZ, BY, KG, KZ, MD, RU, TJ, TM), European patent (AT, BE, BG, CH, CY, CZ, DE, DK, EE, ES, FI, FR, GB, GR, HU, IE, IT, LU, MC, NL, PT, RO, SE, SI, SK, TR), OAPI patent (BF, BJ, CF, CG, CI, CM, GA, GN, GQ, GW, ML, MR, NE, SN, TD, TG).

Published:

— with international search report

For two-letter codes and other abbreviations, refer to the "Guidance Notes on Codes and Abbreviations" appearing at the beginning of each regular issue of the PCT Gazette.

(54) Title: MEK INHIBITING OXA- AND THIA-DIAZOL-2-YL PHENYLAMINE DERIVATES

(57) Abstract: This invention provides substituted Phenyl-(2-[1,3,4]thiadiazol-2-ylphenyl)-amine and (2-[1,3,4]Oxadiazol-2-ylphenyl)phenyl-amine compounds which act as inhibitors of MAPK/ERK Kinase ("MEK") enzymes and pharmaceutical compositions and methods for their use in immunomodulation and in the treatment and alleviation of inflammation, and proliferative diseases such as cancer and restenosis.



WO 2004/056789 A1

-1-

MEK INHIBITING OXA- AND THIA-DIAZOL-2-YL-PHENYLAMINE DERIVATIVES

## BACKGROUND OF THE INVENTION

MAPK/ERK Kinase ("MEK") enzymes are dual specificity kinases involved in, for example, immunomodulation, inflammation, and proliferative diseases such as cancer and restenosis.

Proliferative diseases are caused by a defect in the intracellular signaling system, or the signal transduction mechanism of certain proteins. Defects include a change either in the intrinsic activity or in the cellular concentration of one or more signaling proteins in the signaling cascade. The cell may produce a growth factor that binds to its own receptors, resulting in an autocrine loop, which continually stimulates proliferation. Mutations or overexpression of intracellular signaling proteins can lead to spurious mitogenic signals within the cell. Some of the most common mutations occur in genes encoding the protein known as Ras, a G-protein that is activated when bound to GTP, and inactivated when bound to GDP. The above-mentioned growth factor receptors, and many other mitogenic receptors, when activated, lead to Ras being converted from the GDP-bound state to the GTP-bound state. This signal is an absolute prerequisite for proliferation in most cell types. Defects in this signaling system, especially in the deactivation of the Ras-GTP complex, are common in cancers, and lead to the signaling cascade below Ras being chronically activated.

Activated Ras leads in turn to the activation of a cascade of serine/threonine kinases. One of the groups of kinases known to require an active Ras-GTP for its own activation is the Raf family. These in turn activate MEK (e.g., MEK<sub>1</sub> and MEK<sub>2</sub>) which then activates the MAP kinase, ERK (ERK<sub>1</sub> and ERK<sub>2</sub>). Activation of MAP kinase by mitogens appears to be essential for proliferation; constitutive activation of this kinase is sufficient to induce cellular transformation. Blockade of downstream Ras signaling, for example by use of a dominant negative Raf-1 protein, can completely inhibit mitogenesis, whether

-2-

induced from cell surface receptors or from oncogenic Ras mutants. Although Ras is not itself a protein kinase, it participates in the activation of Raf and other kinases, most likely through a phosphorylation mechanism. Once activated, Raf and other kinases phosphorylate MEK on two closely adjacent serine residues, S<sup>218</sup> and S<sup>222</sup> in the case of MEK-1, which are the prerequisite for activation of MEK as a kinase. MEK in turn phosphorylates MAP kinase on both a tyrosine, Y<sup>185</sup>, and a threonine residue, T<sup>183</sup>, separated by a single amino acid. This double phosphorylation activates MAP kinase at least 100-fold. Activated MAP kinase can then catalyze the phosphorylation of a large number of proteins, including several transcription factors and other kinases. Many of these MAP kinase phosphorylations are mitogenically activating for the target protein, such as a kinase, a transcription factor, or another cellular protein. In addition to Raf-1 and MEKK, other kinases activate MEK, and MEK itself appears to be a signal integrating kinase. Current understanding is that MEK is highly specific for the phosphorylation of MAP kinase. In fact, no substrate for MEK other than the MAP kinase, ERK, has been demonstrated to date and MEK does not phosphorylate peptides based on the MAP kinase phosphorylation sequence, or even phosphorylate denatured MAP kinase. MEK also appears to associate strongly with MAP kinase prior to phosphorylating it, suggesting that phosphorylation of MAP kinase by MEK may require a prior strong interaction between the two proteins. Both this requirement and the unusual specificity of MEK are suggestive that it may have enough difference in its mechanism of action to other protein kinases that selective inhibitors of MEK, possibly operating through allosteric mechanisms rather than through the usual blockade of the ATP binding site, may be found.

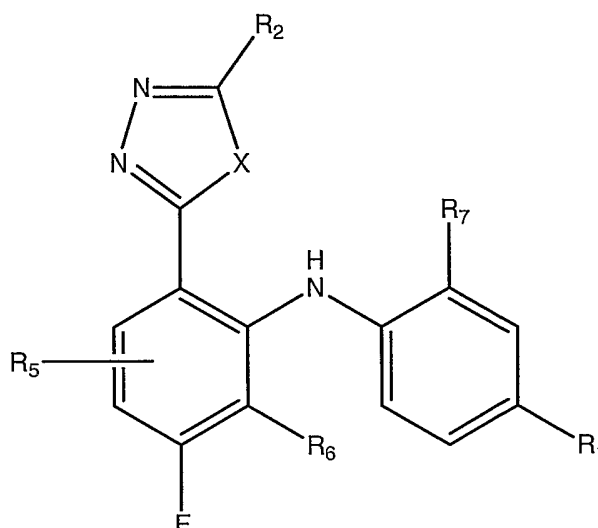
It has been found that the compounds of the present invention are inhibitors of MEK and are useful in the treatment of a variety of proliferative disease states, such as conditions related to the hyperactivity of MEK, as well as diseases modulated by the MEK cascade.

30

-3-

## SUMMARY OF THE INVENTION

This invention comprises compounds of the formula:



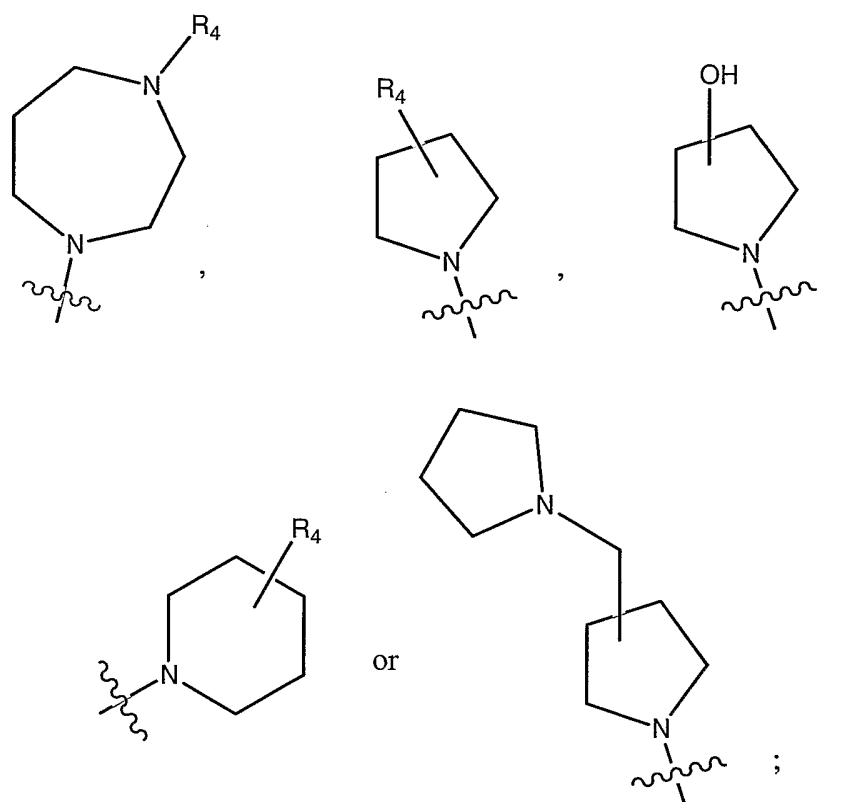
5 wherein:

X is NH, O or S;

10 R<sub>1</sub> is selected from halogen, -C=CH<sub>2</sub>, -O-C<sub>1</sub>-C<sub>6</sub> alkyl, -C=CH-(CH<sub>2</sub>)<sub>m</sub>-O-C<sub>1</sub>-C<sub>6</sub> alkyl, -C=C-(CH<sub>2</sub>)<sub>m</sub>-O-C<sub>1</sub>-C<sub>6</sub> alkyl, -C=C-(CH<sub>2</sub>)<sub>m</sub>-NH-C<sub>1</sub>-C<sub>6</sub> alkyl, -C≡CH, -C≡C-(CH<sub>2</sub>)<sub>m</sub>-OH, C≡C-(CH<sub>2</sub>)<sub>m</sub>-NH<sub>2</sub>, -COOH, -(CH<sub>2</sub>)<sub>m</sub>-COOH, -CONH<sub>2</sub>, -COO-C<sub>1</sub>-C<sub>6</sub> alkyl, -(CH<sub>2</sub>)<sub>m</sub>-CONH<sub>2</sub>, -C(O)(C<sub>1</sub>-C<sub>6</sub> alkyl), -C(O)NHSO<sub>2</sub>H, -(CH<sub>2</sub>)<sub>m</sub>-C(O)NHSO<sub>2</sub>H, -C(O)NHSO<sub>2</sub>-(C<sub>1</sub>-C<sub>3</sub> alkyl), -(CH<sub>2</sub>)<sub>m</sub>-C(O)NHSO<sub>2</sub>-(C<sub>1</sub>-C<sub>3</sub> alkyl), or C<sub>1</sub>-C<sub>6</sub> alkyl, -S-C<sub>1</sub>-C<sub>6</sub> alkyl or alkenyl, with the  
 15 alkyl, -S-alkyl and alkenyl chains in each of these R<sub>1</sub> moieties being optionally substituted by from 1 to 3 OH groups and/or by from 1 to 5 fluorine atoms;

20 R<sub>2</sub> is -R<sub>3</sub>, -O-R<sub>3</sub>, -S-R<sub>3</sub> or a moiety selected from the group of NH<sub>2</sub>, NHR<sub>3</sub>, N(C<sub>1</sub>-C<sub>3</sub> alkyl)-R<sub>3</sub>, -NH-(CH<sub>2</sub>)<sub>n</sub>-O-(C<sub>1</sub>-C<sub>3</sub> alkyl) or -N((CH<sub>2</sub>)<sub>n</sub>-O-(C<sub>1</sub>-C<sub>3</sub> alkyl))<sub>2</sub>, or a moiety selected from the group of:

-4-



$R_3$  is a moiety selected from:

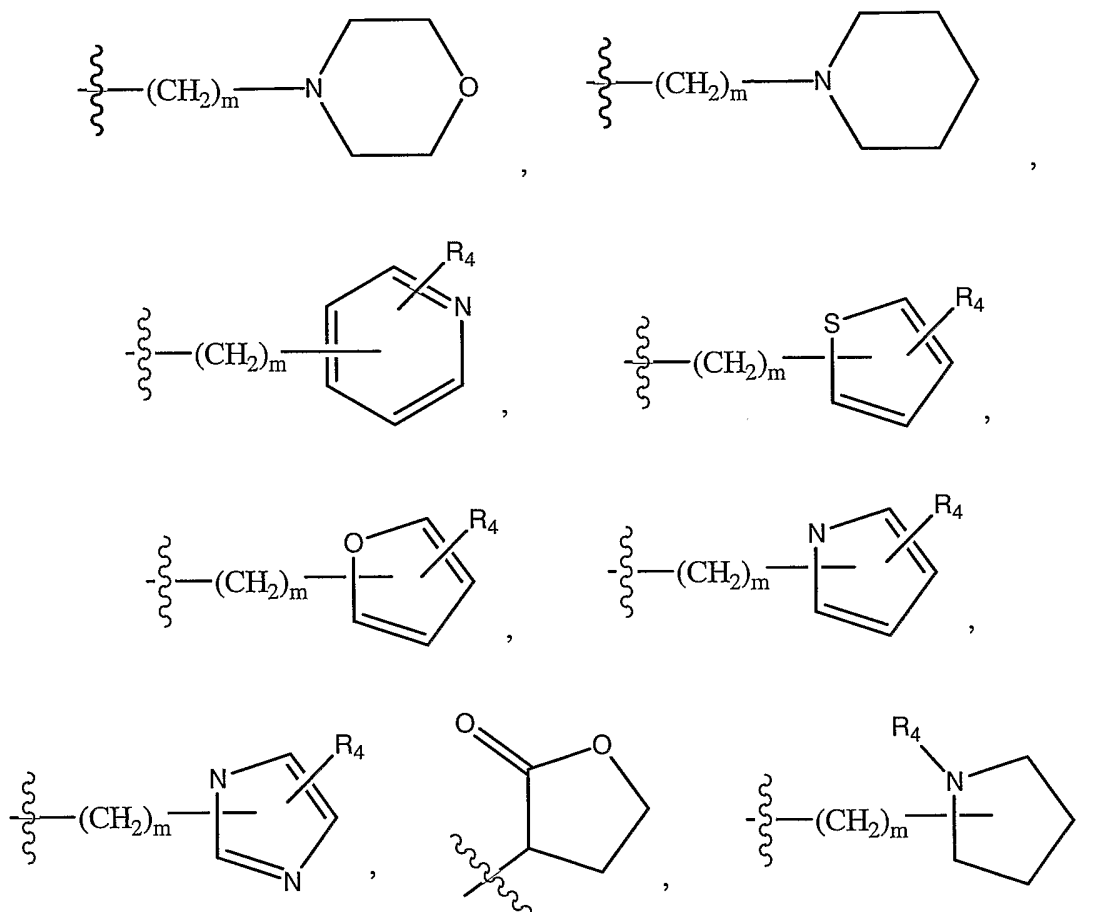
5 a)  $C_1$ - $C_8$  alkyl,  $C_1$ - $C_8$  alkenyl, the alkyl and alkenyl groups each being optionally substituted by from 1 to 4 OH or halogen groups;

10 b)  $-(CH_2)_n-NH_2$ ,  $-(CH_2)_n-NH(C_1-C_3 \text{ alkyl})$ ,  $-(CH_2)_n-N(C_1-C_3 \text{ alkyl})_2$ ,  $-(CH_2)_n-O-(C_1-C_3 \text{ alkyl})$ ,  $-(CH_2)_m-C(O)-O-(C_1-C_3 \text{ alkyl})$ , or  $(CH_2)_n-N(C_1-C_3 \text{ alkyl})-C(O)-(C_1-C_3 \text{ alkyl})$ ;

15 c) phenyl,  $-(CH_2)_m$ -phenyl,  $-(CH_2)_m-O$ -phenyl, the phenyl ring of each being optionally substituted by 1 or 2 groups selected from  $C_1$ - $C_3$  alkoxy,  $NH_2$ ,  $NH(C_1-C_3 \text{ alkyl})$ ,  $N(C_1-C_3 \text{ alkyl})_2$ ; or

d) a moiety selected from the group of:

-5-

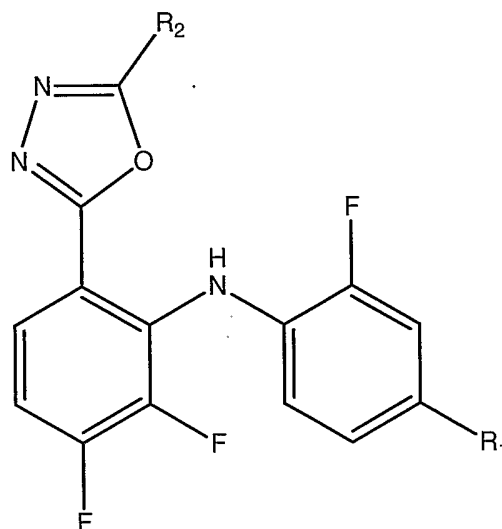


- 5  $\text{R}_4$  is selected from H or  $\text{C}_1$ - $\text{C}_3$  alkyl, optionally substituted by OH;  
 $\text{R}_5$  is selected from H or halogen;  
 $\text{R}_6$  is selected from H or F;  
 $\text{R}_7$  is selected from F,  $\text{CH}_2\text{F}$ ,  $\text{CHF}_2$ , or  $-\text{CF}_3$ ;  
 n in each instance is independently selected as an integer of from 1 to 6  
 10 m in each instance is independently selected as an integer of from 1 to 4;  
 or a pharmaceutically acceptable salt or ester form thereof.

- In the definition of  $\text{R}_3$  above, the term  $\text{C}_1$ - $\text{C}_8$  alkyl is understood to include straight chain, branched or cyclic alkyl groups, as well as combination thereof.  
 15 These groups include cyclic and bridged cyclic alkyl groups such as cyclopropyl, cyclobutyl, cyclopentyl, cyclohexyl, cycloheptyl, cyclooctyl, bicyclo[2.2.1]heptanyl, etc., each optionally linked by an alkyl chain. Unless otherwise indicated, halogen is understood to indicate F, I, Cl or Br.

-6-

One group of compounds of this invention comprises those of the formula above wherein X is O. A subgroup of these compounds includes those of the formula:



5 wherein:

$R_1$  is selected from I, Br or  $C_1$ - $C_3$  alkyl;

$R_2$  is  $R_3$ ,  $-O-R_3$ ,  $-S-R_3$  or a moiety selected from the group of  $NH_2$ ,  $NHR_3$ ,  $N(C_1-C_3 \text{ alkyl})-R_3$ ,  $-NH-(CH_2)_n-O-(C_1-C_3 \text{ alkyl})$ ,  $-NH-(CH_2)_n-O-C(O)-(C_1-C_3$   
 10  $\text{alkyl})$  or  $-N((CH_2)_n-O-(C_1-C_3 \text{ alkyl}))_2$ ;

$R_3$  is a moiety selected from:

a)  $C_1$ - $C_8$  alkyl,  $C_1$ - $C_8$  alkenyl, the alkyl and alkenyl groups  
 each being optionally substituted by from 1 to 4 OH groups;

15

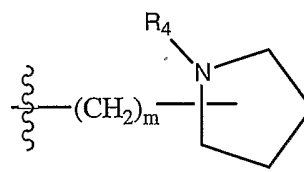
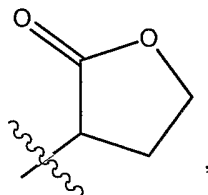
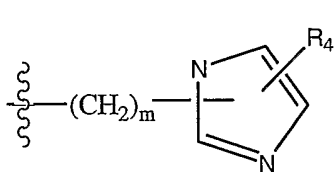
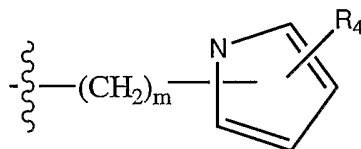
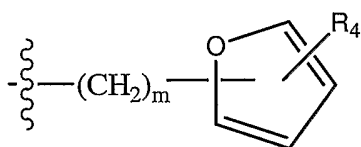
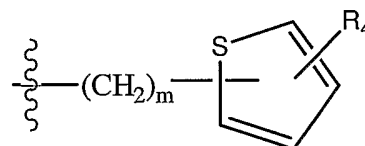
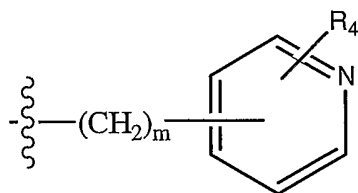
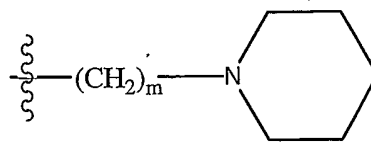
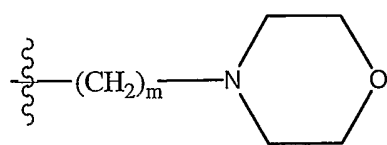
b)  $-(CH_2)_n-NH_2$ ,  $-(CH_2)_n-NH(C_1-C_3 \text{ alkyl})$ ,  $-(CH_2)_n-N(C_1-C_3$   
 $\text{alkyl})_2$ ,  $-(CH_2)_n-O-(C_1-C_3 \text{ alkyl})$ ,  $-(CH_2)_m-C(O)-O-(C_1-C_3 \text{ alkyl})$ ,

20

c) phenyl,  $-(CH_2)_m$ -phenyl,  $-(CH_2)_m$ -O-phenyl, the phenyl  
 ring of each being optionally substituted by 1 or 2 groups selected from  
 $C_1$ - $C_3$  alkoxy,  $NH_2$ ,  $NH(C_1-C_3 \text{ alkyl})$ ,  $N(C_1-C_3 \text{ alkyl})_2$ ; or

d) a moiety selected from the group of:

-7-



5

$\text{R}_4$  is selected from H or  $\text{C}_1$ - $\text{C}_3$  alkyl, optionally substituted by OH;

$n$  is an integer of from 1 to 6

$m$  is an integer of from 1 to 4;

or a pharmaceutically acceptable salt form thereof.

10

Within each of the groups described herein is a subset of compounds in which  $\text{R}_1$  is F or Br. A further subset of compounds comprises those in which  $\text{R}_1$  is F.

15

Pharmaceutically or therapeutically useful esters of this invention include carboxylic acid ester in which the non-carbonyl moiety of the ester group is selected from straight, branched, or cyclic alkyl, alkenyl, alkynyl, alkoxyalkyl

-8-

including methoxymethyl, aralkyl including benzyl or phenethyl groups, aryloxyalkyl such as phenoxyethyl, aryl including phenyl and naphthyl groups, optionally substituted with halogen, C<sub>1</sub> to C<sub>6</sub> alkyl or C<sub>1</sub> to C<sub>6</sub> alkoxy, sulfonate esters such as alkyl or aralkyl sulphonyl including methanesulfonyl, the mono, di  
5 or triphosphate ester, trityl or monomethoxytrityl, substituted benzyl, trialkylsilyl (e.g. dimethyl-t-butylsilyl) or diphenylmethylsilyl. Aryl groups in the esters optimally comprise a phenyl group. The alkyl group can be straight, branched, or cyclic, and is optimally a C<sub>1</sub> to C<sub>18</sub> group. Examples of straight chain or branched C<sub>1</sub>-C<sub>18</sub> alkyl esters include methyl, ethyl, propyl, isopropyl, butyl, isobutyl, amyl,  
10 hexyl, heptyl, octyl, nonyl, decyl, lauryl, myristyl, cetyl, and stearyl, etc. Straight chain or branched C<sub>2</sub>-C<sub>18</sub> alkenyl esters include vinyl, allyl, undecenyl, oleyl, and linolenyl esters, etc.

Examples of cyclic alkyl groups include cyclopropyl, cyclobutyl, cyclopentyl, cyclohexyl, cycloheptyl, and cyclooctyl groups. Cycloalkyl groups  
15 can also include bridged carbocyclic groups, such as a bicyclo[2.2.1]heptanyl group. Also useful are alkyl-cycloalkyl groups wherein the cycloalkyl group is bridged to the acid moiety by an alkyl chain, preferably of from 1 to 3 carbon atoms, such as a methyl-cyclopropyl, methyl cyclopentyl or ethyl-cyclohexyl group. The cycloalkyl and alkylcycloalkyl groups may be optionally substituted  
20 by from 1 to 3 groups, including C<sub>1</sub>-C<sub>6</sub> alkyl, C<sub>1</sub>-C<sub>6</sub> alkoxy, OH, halo, amino, nitro, cyano, etc., such as in a menthyl or alkyl-menthyl group. Also useful in the esters herein are cycloalkenyl or alkyl-cycloalkenyl groups wherein the carbocyclic ring has some amount of unsaturation, such as seen in a cyclohexenyl group.

Also useful are lower acyloxy-alkyl esters, such as acetoxymethyl,  
25 acetoxylethyl, aminocarbonyloxymethyl, pivaloyloxymethyl and pivaloyloxyethyl esters; lactonyl esters, such as phthalidyl and thiophthalidyl esters; lower alkoxyacyloxyalkyl esters, including methoxycarbonyloxymethyl, ethoxycarbonyloxyethyl and isopropoxycarbonyloxyethyl esters; alkoxyalkyl esters; choline esters; and alkylacylaminoalkyl esters, such as acetamidomethyl  
30 esters.

The invention also provides a pharmaceutical composition comprising a pharmaceutically or therapeutically effective amount of a compound of this invention and a pharmaceutically acceptable carrier.

Additionally, the invention provides a method of treating a proliferative disease in a patient in need thereof comprising administering a therapeutically effective amount of a compound of this invention.

5 The invention also provides the use of a compound of this invention for the manufacture of a medicament for the treatment of a proliferative disease.

Furthermore, the invention provides methods of treating cancer, restenosis, psoriasis, autoimmune disease, atherosclerosis, osteoarthritis, rheumatoid arthritis, heart failure, chronic pain, and neuropathic pain in a patient in need thereof  
10 comprising administering a therapeutically effective amount of a compound of this invention.

The invention also provides the use of a compound of this invention for the manufacture of a medicament for the treatment of cancer, restenosis, psoriasis, autoimmune disease, atherosclerosis, osteoarthritis, rheumatoid arthritis, heart  
15 failure, chronic pain, and neuropathic pain.

In addition, the invention provides a method for treating or inhibiting cancer in a patient in need thereof comprising administering a therapeutically effective amount of a compound of this invention in combination with radiation therapy, cryotherapy or at least one chemotherapeutic agent.

20 Certain terms are defined below and by their usage throughout this disclosure.

The terms "halogen" or "halo" in the present invention refer to a fluorine, bromine, chlorine, and iodine atom or fluoro, bromo, chloro, and iodo. The terms fluorine and fluoro, for example, are understood to be equivalent herein.

25 Alkyl groups, such as "C<sub>1-6</sub> alkyl", include aliphatic chains (i.e., hydrocarbyl or hydrocarbon radical structures containing hydrogen and carbon atoms) with a free valence. Alkyl groups are understood to include straight chain and branched structures. Examples include methyl, ethyl, propyl, isopropyl, butyl, isobutyl, sec-butyl, t-butyl, pentyl, 2-pentyl, 3-pentyl, isopentyl, neopentyl, (R)-  
30 2-methylbutyl, (S)-2-methylbutyl, 3-methylbutyl, 2,3-dimethylpropyl, hexyl, and the like. The term "C<sub>1-6</sub> alkyl" includes within its definition the terms "C<sub>1-4</sub> alkyl" and "C<sub>1-2</sub> alkyl".

Alkenyl groups are analogous to alkyl groups, but have at least one double bond (two adjacent  $sp^2$  carbon atoms). Depending on the placement of a double bond and substituents, if any, the geometry of the double bond may be *entgegen* (E), or *zusammen* (Z), *cis*, or *trans*. Similarly, alkynyl groups have at least one triple bond (two adjacent  $sp$  carbon atoms). Unsaturated alkenyl or alkynyl groups may have one or more double or triple bonds, respectively, or a mixture thereof. Like alkyl groups, unsaturated groups may be straight chain or branched. Examples of alkenyls and alkynyls include vinyl, allyl, 2-methyl-2-propenyl, *cis*-2-butenyl, *trans*-2-butenyl, and acetyl.

Cycloalkyl groups, such as  $C_{3-6}$  cycloalkyl, refer to a saturated hydrocarbon ring structure containing from 3 to 6 atoms. Typical  $C_{3-6}$  cycloalkyl groups include cyclopropyl, cyclobutyl, cyclopentyl, cyclohexyl, and the like.

The present invention includes the hydrates and the pharmaceutically acceptable salts and solvates of the compounds of this invention. The compounds of this invention can possess a sufficiently basic functional group, and accordingly react with any of a number of inorganic and organic acids, to form a pharmaceutically acceptable salt.

The term "pharmaceutically acceptable salt" as used herein, refers to salts of the compounds of this invention which are substantially non-toxic to living organisms. Typical pharmaceutically acceptable salts include those salts prepared by reaction of the compounds of the present invention with a pharmaceutically acceptable mineral or organic acid. Such salts are also known as acid addition salts. Such salts include the pharmaceutically acceptable salts listed in *Journal of Pharmaceutical Science*, 1977;66:2-19, which are known to the skilled artisan.

Acids commonly employed to form acid addition salts are inorganic acids such as hydrochloric acid, hydrobromic acid, hydroiodic acid, sulfuric acid, phosphoric acid, and the like, and organic acids such as *p*-toluenesulfonic, methanesulfonic acid, benzenesulfonic acid, oxalic acid, *p*-bromophenylsulfonic acid, carbonic acid, succinic acid, citric acid, benzoic acid, acetic acid, and the like. Example of such pharmaceutically acceptable salts are the sulfate, pyrosulfate, bisulfate, sulfite, bisulfite, phosphate, monohydrogenphosphate,

-11-

dihydrogenphosphate, metaphosphate, pyrophosphate, bromide, hydrobromide, iodide, acetate, propionate, decanoate, caprate, caprylate, acrylate, ascorbate, formate, hydrochloride, dihydrochloride, isobutyrate, caproate, heptanoate, propiolate, glucuronate, glutamate, propionate, phenylpropionate, salicylate, 5 oxalate, malonate, succinate, suberate, sebacate, fumarate, malate, maleate, hydroxymateate, mandelate, mesylate, nicotinate, isonicotinate, cinnamate, hippurate, nitrate, stearate, phthalate, teraphthalate, butyne-1,4-dioate, butyne-1,4-dicarboxylate, hexyne-1,4-dicarboxylate, hexyne-1,6-dioate, benzoate, chlorobenzoate, methylbenzoate, hydroxybenzoate, methoxybenzoate, 10 dinitrobenzoate, *o*-acetoxybenzoate, naphthalene-2-benzoate, phthalate, *p*-toluenesulfonate, *p*-bromobenzenesulfonate, *p*-chlorobenzenesulfonate, xylenesulfonate, phenylacetate, trifluoroacetate, phenylpropionate, phenylbutyrate, citrate, lactate,  $\alpha$ -hydroxybutyrate, glycolate, tartrate, hemi-tartrate, benzenesulfonate, methanesulfonate, ethanesulfonate, propanesulfonate, 15 hydroxyethanesulfonate, 1-naphthalenesulfonate, 2-naphthalenesulfonate, 1,5-naphthalenedisulfonate, mandelate, tartarate, and the like. A preferred pharmaceutically acceptable salt is hydrochloride.

It should be recognized that the particular counterion forming a part of any salt of this inventions is usually not of a critical nature, so long as the salt as a whole is pharmacologically acceptable and as long as the counterion does not contribute undesired qualities to the salt as a whole. It is further understood that such salts may exist as a hydrate.

As used herein, the term "stereoisomer" refers to a compound made up of the same atoms bonded by the same bonds but having different three-dimensional structures which are not interchangeable. The three-dimensional structures are called configurations. As used herein, the term "enantiomer" refers to each of two stereoisomers whose molecules are nonsuperimposable mirror images of one another. The term "chiral center" refers to a carbon atom to which four different groups are attached. As used herein, the term "diastereomers" refers to 25 stereoisomers which are not enantiomers. The terms "racemate" or "racemic mixture" refer to a mixture of enantiomers.

-12-

The enantiomers of compounds of the present invention can be resolved by one of ordinary skill in the art using standard techniques well-known in the art, such as those described by J. Jacques, et al., "Enantiomers, Racemates, and Resolutions", John Wiley and Sons, Inc 1981. Examples of resolutions include  
5 recrystallization techniques or chiral chromatography.

Some of the compounds of the present invention have one or more chiral centers and may exist in a variety of stereoisomeric configurations. As a consequence of these chiral centers, the compounds of the present invention occur as racemates, mixtures of enantiomers and as individual enantiomers, as well as  
10 diastereomers and mixtures of diastereomers. All such racemates, enantiomers, and diastereomers are within the scope of the present invention.

The compounds of this invention can be prepared by techniques and procedures readily available to one of ordinary skill in the art, for example by following the procedures as set forth in the following Schemes, or analogous  
15 variants thereof. These synthetic strategies are further exemplified in examples below. These schemes are not intended to limit the scope of the invention in any way.

#### Cellular Assay for Measuring MEK Inhibition

20 MEK inhibitors were evaluated by determining their ability to inhibit phosphorylation of MAP kinase (ERK) in murine colon 26 (C26) carcinoma cells. Since ERK1 and ERK2 represent the only known substrates for MEK1 and MEK2, the measurement of inhibition of ERK phosphorylation in cells provides direct  
25 read out of cellular MEK inhibition by the compounds of the invention. Detection of phosphorylation of ERK was carried out either by Western blot or ELISA format. Briefly, the assays involve treatment of exponentially growing C26 cells with varying concentrations of the test compound (or vehicle control) for one hour at 37°C. For Western blot assay, cells were rinsed free of compound/vehicle and  
30 lysed in a solution containing 70 mM NaCl, 50 mM glycerol phosphate, 10 mM HEPES, pH 7.4, 1% Triton X-100, 1 mM Na<sub>3</sub>VO<sub>4</sub>, 100 μM PMSF, 10 μM leupeptin and 10 μM pepstatin. Supernatants were then subjected to gel electrophoresis and hybridized to a primary antibody recognizing dually phosphorylated ERK1 and ERK2. To evaluate total MAPK levels, blots were

-13-

subsequently 'stripped' and re-probed with a 1:1 mixture of polyclonal antibodies recognizing unphosphorylated ERK1 and ERK2. For pERK ELISA assay, pERK TiterZyme Enzyme immunometric Assay kits were acquired from Assay Designs, Inc (Ann Arbor, MI). Briefly, cells were harvested in lysis solution containing

5 50mM  $\beta$ -glycerophosphate, 10mM HEPES, pH7.4, 70mM NaCl, 2mM EDTA and 1%SDS and protein lysates were diluted 1:15 with supplied Assay buffer prior to the execution of the assay. The subsequent steps were carried out essentially as recommended by the manufacturer.

## DETAILED DESCRIPTION OF THE INVENTION

10 The present invention can be further understood by the following non-limiting examples.

## EXAMPLE 1

5-[3,4-Difluoro-2-(2-fluoro-4-iodo-phenylamino)-phenyl]-[1,3,4]oxadiazol-2-ylamine - m.p.=248-249°C;

15 <sup>1</sup>NMR(400MHz;DMSO-d<sub>6</sub>) 8.82 (1H, s), 7.63 (1H, dd, J=10.7Hz, 1.9Hz), 7.49-7.53 (1H, m), 7.43 (2H, s), 7.27-7.42 (1H, m), 7.20-7.25 (1H, m), 6.77-6.83 (1H, m).

MS(APCI+)=433

Anal.calcd/found for C<sub>14</sub>H<sub>8</sub>F<sub>3</sub>IN<sub>4</sub>O: C 38.91/39.26, H 1.87/2.02, N 12.96/12.67, F

20 13.19/12.92, I 29.37/29.64.

C26CPA1 IC<sub>50</sub> = 0.040  $\mu$ M

## EXAMPLE 2

5-[5-Chloro-3,4-difluoro-2-(2-fluoro-4-iodo-phenylamino)-phenyl]-[1,3,4]oxadiazol-2-ylamine - m.p.=256-257°C;

25 <sup>1</sup>NMR(400MHz;DMSO-d<sub>6</sub>) 8.79 (1H, s), 7.60-7.65 (2H, m), 7.49 (2H, s), 7.40 (1H, d, J=9.5Hz), 6.84-6.90 (1H, m)

-14-

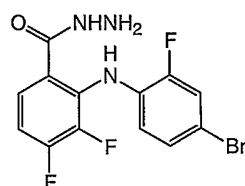
Anal.calcd/found for C<sub>14</sub>H<sub>8</sub>F<sub>3</sub>N<sub>4</sub>O: C 36.04/36.27, H 1.51/1.56, N 12.01/11.82, F 12.22/12.10, I 27.20/27.36

C26CPA1 IC<sub>50</sub> = 0.018 μM

5

## EXAMPLE 3

5-[2-(4-Bromo-2-fluoro-phenylamino)-3,4-difluoro-phenyl]-[1,3,4]oxadiazol-2-



ylamine

**Step 1** - To a stirring solution of 2-(4-bromo-2-fluoro-phenylamino)-3,4-difluoro-  
 10 benzoic acid (1.0g, 2.89 mmol) in DCM /THF (20ml/20ml), was added PyBOP (1.65g, 3.17 mmol) and hydrazine (0.9 mL) and allowed to stir at room temperature overnight. The reaction mixture was then diluted with ethyl acetate, washed with saturated NaHCO<sub>3</sub>, brine and dried over Na<sub>2</sub>SO<sub>4</sub>. Purification by column chromatography with hexane/ethyl acetate gave 2-(4-bromo-2-fluoro-  
 15 phenylamino)-3,4-difluoro-benzoic acid hydrazide as a white solid (1.02g, 98%).

**Step 2** - To a stirring solution of 2-(4-bromo-2-fluoro-phenylamino)-3,4-difluoro-  
 20 benzoic acid hydrazide in 20ml dioxane was added cyanogen bromide (0.338g, 1.1eq.) at room temperature, then NaHCO<sub>3</sub>/water solution (270mg/10ml). The resulting mixture was stirred at room temperature overnight. The reaction mixture was concentrated and filtered and the afforded solid was washed with water. The solids were crystallized from hexane/ethyl acetate to afford 5-[2-(4-bromo-2-fluoro-phenylamino)-3,4-difluoro-phenyl]-[1,3,4]oxadiazol-2-ylamine as a white solid (0.7g, 63%). m.p.=244.9-245.2°C;  
 25 <sup>1</sup>NMR(400MHz;DMSO-d<sub>6</sub>) 8.82 (1H, s), 7.54 (1H, dd, J=11.0Hz, 2.2Hz), 7.47-7.50 (1H, m), 7.42 (2H, s), 7.18-7.26 (2H, m), 6.92-6.97 (1H, m).  
 MS(APCI+)=385

-15-

Anal.calcd/found for  $C_{14}H_8F_3IN_4O$ : C 43.66/43.84, H 2.09/1.93, N 14.55/14.24, F 14.80/15.10, Br 20.75/20.75  
 C26CPA1  $IC_{50} = 0.140 \mu M$

5

## EXAMPLE 4

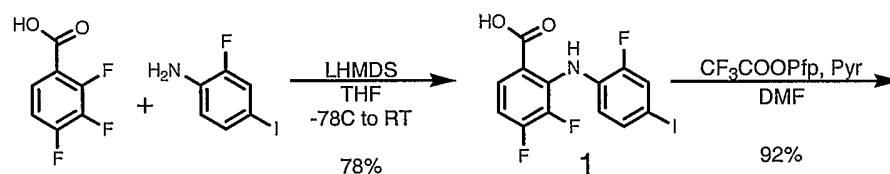
{5-[3,4-Difluoro-2-(2-fluoro-4-iodo-phenylamino)-phenyl]-[1,3,4]oxadiazol-2-yl}-ethyl-amine

m.p.=188-189°C;  $^1NMR(400MHz;DMSO-d_6)$  8.78 (s, 1H), 7.91 (t, 1H, J=11.5 Hz), 7.60 (dd, 1H, J=10.7, 1.7 Hz), 7.51-7.55 (m, 1H), 7.37-7.39 (m, 1H), 7.20-7.27 (m, 1H), 6.73-6.78 (m, 1H), 3.18-3.25 (m, 2H), 1.12 (t, 3H, J=22.5 Hz);  
 MS(APCI+)=461; Anal.calcd/found for  $C_{16}H_{12}F_3IN_4O$ : C 41.76/42.15, H 2.63/2.13, N 12.17/11.83  
 C26CPA1  $IC_{50} = 0.089 \mu M$

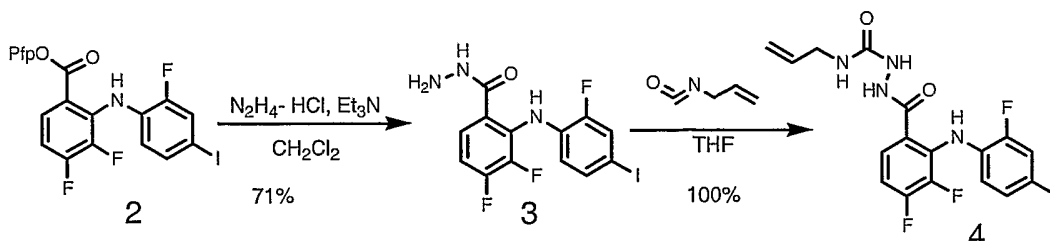
15

## EXAMPLE 5

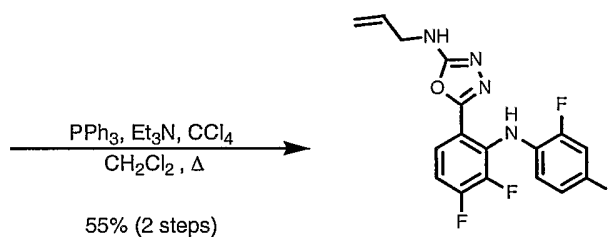
Allyl-{5-[3,4-difluoro-2-(2-fluoro-4-iodo-phenylamino)-phenyl]-[1,3,4]oxadiazol-2-yl}-amine



20



-16-



**Step 1** - To a stirred suspension of 2,3,4-trifluorobenzoic acid (78g, 0.44 moles) in dry THF (1.25 L) under nitrogen at  $-78^{\circ}\text{C}$  was added LiHMDS (450 mL, 1 M solution in THF/hexanes) dropwise at such a rate that the temperature was maintained below  $-67^{\circ}\text{C}$ . A dark orange solution was formed and this was stirred for another 20 minutes at  $-67^{\circ}\text{C}$ . The mixture was designated as Solution A. To a stirred solution of 2-fluoro-4-iodoaniline (105g, 0.44 moles, Aldrich) in dry THF (1.25 L) under nitrogen at  $-78^{\circ}\text{C}$  was added LiHMDS (450 mL, 1 M solution in THF/hexanes) dropwise at such a rate that the temperature was maintained below  $-67^{\circ}\text{C}$ . The dark brown suspension was stirred for an additional 30 minutes at  $-67^{\circ}\text{C}$ . The mixture was designated as Solution B. Solution A was transferred to solution B via a cannula under positive nitrogen pressure at  $-65^{\circ}\text{C}$  at such a rate to keep the temperature below  $-55^{\circ}\text{C}$ . Then the mixture was slowly warmed to RT and stirred overnight. The reaction mixture was quenched with dry HCl in diethyl ether (1.5 L, freshly prepared, pH  $\sim 1-2$ ). The solution was filtered through a layer of Celite. The filtrate was washed with aq. HCl (2M, 2x1L), brine and dried. Solvent was removed under reduced pressure to give a solid, which was suspended in hexanes-acetone (9:1, v/v, 150 mL) and stirred for 30 minutes. 3,4-difluoro-2-[(2-fluoro-4-iodophenyl)amino] benzoic acid was obtained by filtration as a white solid (135g, 78%, mp.  $195-197^{\circ}\text{C}$ ).

**Step 2** - In an oven-dried three-neck, 2 L flask was taken 3,4-difluoro-2-[(2-fluoro-4-iodophenyl)amino] benzoic acid (196.7g, 0.5 moles) and DMF (900 mL). To this stirred solution was added pyridine (44.4 mL, 43.5g, 0.55 moles) at RT, and then pentafluorophenyl trifluoroacetate (95 mL, 154g, 0.55 moles) was added dropwise within 30 minutes. The mixture was stirred at RT for 20 hours. The mixture was diluted with hexanes-diethyl ether (1:1, v/v, 3L) and washed

-17-

successively with water (2x2L), 1M HCl (2x2L), saturated NaHCO<sub>3</sub> solution (2x2L) and finally with water (2x2L). The organic layer was dried and concentrated under reduced pressure to afford 2,3,4,5,6-pentafluorophenyl-3,4-difluoro-2-[(2-fluoro-4-iodophenyl)amino]benzoate as a red oil (92.3%, 258.5g).

5

**Step 3** - To a stirred solution of anhydrous hydrazine (28.61g, 0.89 moles in DCM (2L) was added a solution of 2,3,4,5,6-pentafluorophenyl-3,4-difluoro-2-[(2-fluoro-4-iodophenyl)amino]benzoate (250g, 0.447 moles) in DCM (800mL) dropwise at 0°C. The mixture was allowed to warm to RT and stirred for 3 hours. The precipitated white solid was collected by filtration, and the filtrate was concentrated to dryness. The solid and the residue were combined and taken into ethyl acetate (4L), washed with water (2x3L), brine (2x3L), dried and concentrated under reduced pressure to approximately 1.5 L. The precipitated solid was re-dissolved by heating the mixture to boiling temperature. Hexane (1L) was added and the solution was kept at RT overnight. N-amino{3,4-difluoro-2-[(2-fluoro-4-iodophenyl)amino]phenyl} carboxamide was obtained as colorless needles (109.5g) as crop I. The mother liquor was concentrated to 1L to give a second crop as colorless needles (20.2g). Total 129.7g in 71.2% yield, mp. 168-169°C.

15  
20

**Step 4** - To a stirring solution of N-amino{3,4-difluoro-2-[(2-fluoro-4-iodophenyl)amino]phenyl} carboxamide (0.250g, 0.614 mmol) in THF (10 mL) was added allylisocyanate (0.060 mL, 0.676 mmol) and allowed to stir at ambient temperature for 2 hours. The mixture was concentrated under reduced pressure which afforded 4'-allyl-1'[3,4-difluoro-2-(2-fluoro-4-iodo-phenylamino)]-semicarbazole as a foam/solid (0.343g, >100% due to remaining THF).

25

**Step 5** - To a stirring solution of 4'-allyl-1'[3,4-difluoro-2-(2-fluoro-4-iodo-phenylamino)]-semicarbazole (0.301g, 0.614 mmol) in dichloromethane (15 mL) was added triphenylphosphine (0.241g, 0.952 mmol), triethylamine (0.13 mL, 0.921 mmol) and carbon tetrachloride (0.20 mL, 2.46 mmol) and the mixture was

30

-18-

heated to reflux (oil bath was set at 46 °C). After one hour of refluxing, triphenylphosphine (0.241g, 0.952 mmol), triethylamine (0.13 mL, 0.921 mmol) and carbon tetrachloride (0.20 mL, 2.46 mmol) were added and allowed to reflux an additional 3 hours. The reaction mixture was allowed to cool then partitioned between dichloromethane and water. Organics were washed twice with water, then collected and dried over Na<sub>2</sub>SO<sub>4</sub>, filtered and concentrated in vacuo. Silica column purification was performed with 2:1 hexane/ethyl acetate and afforded allyl-{5-[3,4-difluoro-2-(2-fluoro-4-iodo-phenylamino)-phenyl]-[1,3,4]oxadiazol-2-yl}-amine (0.160g, 55%). m.p.=175-178°C; <sup>1</sup>NMR(400MHz;DMSO-d<sub>6</sub>) 8.76 (s, 1H), 8.14 (t, 1H, J=5.9 Hz), 7.60 (dd, 1H, J=10.7, 1.7 Hz), 7.51-7.54 (m, 1H), 7.37 (d, 1H, J=8.5 Hz), 7.20-7.27 (m, 1H), 6.72-6.78 (m, 1H), 5.80-5.90 (m, 1H), 5.17-5.21 (m, 1H), 5.04-5.09 (m, 1H), 3.80-3.82 (m, 2H); MS(APCI+)=473; Anal.calcd/found for C<sub>17</sub>H<sub>12</sub>F<sub>3</sub>IN<sub>4</sub>O: C 43.24/43.66, H 2.56/2.55, N 11.86/11.72, F 12.07/11.97. C26CPA1 IC<sub>50</sub> = 0.009 μM

15

## EXAMPLE 6

{5-[3,4-Difluoro-2-(2-fluoro-4-iodo-phenylamino)-phenyl]-[1,3,4]oxadiazol-2-yl}-(2,4-dimethoxy-phenyl)-amine

m.p.=185-186°C; <sup>1</sup>NMR(400MHz;DMSO-d<sub>6</sub>) 9.60 (s, 1H), 8.75 (s, 1H), 7.59-7.63 (m, 2H), 7.51-7.54 (m, 1H), 7.38 (d, 1H, J=8.3 Hz), 7.23-7.29 (m, 1H), 6.74-6.80 (m, 1H), 6.61 (d, 1H, J=2.4 Hz), 6.48 (dd, 1H, J=8.8, 2.7 Hz), 3.77 (s, 3H), 3.72 (s, 3H); MS(APCI+)=569; Anal.calcd/found for C<sub>22</sub>H<sub>16</sub>F<sub>3</sub>IN<sub>4</sub>O<sub>3</sub> with 0.19 moles of residual C<sub>4</sub>H<sub>8</sub>O<sub>2</sub>: C 46.73/47.09, H 3.02/3.23, N 9.58/9.19, F 9.74/9.70 C26CPA1 IC<sub>50</sub> = >1.0 μM

25

## EXAMPLE 7

N-{5-[3,4-Difluoro-2-(2-fluoro-4-iodo-phenylamino)-phenyl]-[1,3,4]oxadiazol-2-yl}-N',N'-dimethyl-benzene-1,4-diamine

m.p.=230-233°C; <sup>1</sup>NMR(400MHz;DMSO-d<sub>6</sub>) 10.31 (s, 1H), 8.79 (s, 1H), 7.56-7.64 (m, 2H), 7.25-7.41 (m, 4H), 6.76-6.81 (m, 1H), 6.69 (d, 2H, J=9.0 Hz), 2.82 (s, 6H); MS(APCI+)=552; Anal.calcd/found for C<sub>22</sub>H<sub>17</sub>F<sub>3</sub>IN<sub>5</sub>O: C 47.93/48.11, H 3.11/2.93, N 12.70/12.59 F 10.34/10.42.

30

-19-

C26CPA1 IC<sub>50</sub> = >1.0 μM

## EXAMPLE 8

5 3-{5-[3,4-Difluoro-2-(2-fluoro-4-iodo-phenylamino)-phenyl]-[1,3,4]oxadiazol-2-ylamino}-propane-1,2-diol

To a stirring suspension of allyl-{5-[3,4-difluoro-2-(2-fluoro-4-iodo-phenylamino)-phenyl]-[1,3,4]oxadiazol-2-yl}-amine (0.11g, 0.233 mmol) in *tert*-butanol (4 mL) at 45°C is added N-methyl morpholine-N-oxide (0.030g, 0.256 mmol), a catalytic amount of potassium osmate dihydrate and water (0.4 mL) and allowed to stir at 45°C for 18 hours. A second amount of potassium osmate dihydrate was added and allowed to stir an additional 3 hours. Saturated sodium metabisulfate solution was added (20 mL) and allowed to stir for 30 minutes. The reaction mixture was filtered and the filtrate was extracted with ethyl acetate. Organics were washed twice with water and twice with brine. Organics were collected and dried over Na<sub>2</sub>SO<sub>4</sub>, filtered and concentrated in vacuo. Silica column purification was performed with 1% methanol in dichloromethane to 5% methanol in dichloromethane and afforded the title compound as a white solid (0.047g, 47%). m.p.=157-159°C; <sup>1</sup>NMR(400MHz;DMSO-d<sub>6</sub>) 8.80 (s, 1H), 7.91 (t, 1H, J=5.9 Hz), 7.62 (dd, 1H, J=10.8, 1.7 Hz), 7.51-7.54 (m, 1H), 7.39 (d, 1H, J=8.5 Hz), 7.21-7.27 (m, 1H), 6.75-6.80 (m, 1H), 4.83 (d, 1H, J=5.1 Hz), 4.59 (t, 1H, J=5.9 Hz), 3.60-3.63 (m, 1H), 3.3 (3H under HDO), 3.07-3.14 (m, 1H); MS(APCI+)=507; Anal.calcd/found for C<sub>17</sub>H<sub>14</sub>F<sub>3</sub>IN<sub>4</sub>O<sub>3</sub>: C 40.34/40.07, H 2.79/2.87, N 11.07/10.06. C26CPA1 IC<sub>50</sub> = 0.067 μM

25 EXAMPLE 9

{5-[3,4-Difluoro-2-(2-fluoro-4-iodo-phenylamino)-phenyl]-[1,3,4]oxadiazol-2-yl}-(3-morpholin-4-yl-propyl)-amine hydrochloride salt

m.p.=134.136°C; <sup>1</sup>NMR(400MHz;DMSO-d<sub>6</sub>) 8.79 (s, 1H), 8.09-8.10 (m, 1H), 7.61-7.64 (m, 1H), 7.52-7.54 (m, 1H), 7.39 (d, 1H, J=8.3 Hz), 7.22-7.29 (m, 1H), 6.74-6.77 (m, 1H), 3.92 (d, 2H, J=11.7 Hz), 3.67 (t, 2H, J=12.0 Hz), 3.28-3.38 (m, 4H), 2.98-3.11 (m, 4H), 1.96 (m, 2H); MS(APCI+)=560; Anal.calcd/found for

-20-

C<sub>21</sub>H<sub>21</sub>F<sub>3</sub>N<sub>5</sub>O<sub>2</sub> with 2.41 moles of HCl: C 38.97/38.59, H 3.65/3.78, N 10.82/10.57. C<sub>26</sub>CPA1 IC<sub>50</sub> = 0.311 μM

## EXAMPLE 10

5 N-{5-[3,4-Difluoro-2-(2-fluoro-4-iodo-phenylamino)-phenyl]-[1,3,4]oxadiazol-2-yl}-N',N'-diethyl-propane-1,3-diamine

**Step 5** - To a stirring solution of N,N-diethylpropylamine (0.038mL, 0.270 mmol) in anhydrous DMF (1mL) is added carbonyldiimidazole (0.044g, 0.270 mmol) and allowed to stir at ambient temperature. After 3 hours, 2-(4-iodo-2-fluoro-phenylamino)-3,4-difluoro-benzoic acid hydrazide (0.1g, 0.270 mmol) was added and heated to 75°C. After stirring for an additional 17 hours, the reaction mixture was partitioned between ethyl acetate and water. Organics were washed twice with water and twice with saturated NaHCO<sub>3</sub>. Organics were collected, dried over Na<sub>2</sub>SO<sub>4</sub>, filtered and concentrated in vacuo. Afforded 4'-N-N-diethylpropylamine-1'-[3,4-difluoro-2-(2-fluoro-4-iodo-phenylamino)]-semicarbazole as a light yellow solid (0.118g, 85.5%).

20 **Step 5** - To a stirring solution of 4'-N-N-diethylpropylamine-1'-[3,4-difluoro-2-(2-fluoro-4-iodo-phenylamino)]-semicarbazole (0.118g, 0.21 mmol) in dichloromethane (4 mL) was added triphenylphosphine (0.084g, 0.32 mmol), triethylamine (0.12 mL, 0.84 mmol) and carbon tetrachloride (0.026 mL, 0.32 mmol) and heated to 45 °C for 1 hour. A second portion of triphenylphosphine (0.084g, 0.32 mmol), triethylamine (0.12 mL, 0.84 mmol) and carbon tetrachloride (0.026 mL, 0.32 mmol) was added and the mixture was allowed to reflux an additional three hours. The reaction mixture was allowed to cool to ambient temperature and stir overnight. The mixture was partitioned between dichloromethane and water. Organics were washed twice with water, twice with saturated NaCl. Organics were collected, dried over Na<sub>2</sub>SO<sub>4</sub>, filtered and concentrated in vacuo. Silica column chromatography was performed in 9:1 dichloromethane/acetone to 1:1 dichloromethane/acetone with 0.5% triethylamine.

-21-

A further crystallization from hexanes afforded *N*-{5-[3,4-Difluoro-2-(2-fluoro-4-iodo-phenylamino)-phenyl]-[1,3,4]oxadiazol-2-yl}-*N*',*N*'-diethyl-propane-1,3-diamine (0.068g, 59.6%). m.p.=116-118°C; <sup>1</sup>NMR(400MHz;DMSO-d<sub>6</sub>) 8.78 (s, 1H), 7.94 (t, 1H, J=5.4 Hz), 7.61 (d, 1H, J=10.7 Hz), 7.51-7.55 (m, 1H), 7.38 (d, 1H, J=8.5 Hz), 7.21-7.28 (m, 1H), 3.18-3.23 (m, 2H), 2.36-2.47 (m, 6H), 1.62 (quint, 2H, J=6.8 Hz), 0.90 (t, 6H, J=7.1 Hz); MS(APCI+)=546.5; Anal.calcd/found for C<sub>21</sub>H<sub>23</sub>F<sub>3</sub>IN<sub>5</sub>O: C 46.25/46.06, H 4.25/4.14, N 12.84/12.61. C26CPA1 IC<sub>50</sub> = 0.153 μM

10

## EXAMPLE 11

*N*'1'-{5-[3,4-Difluoro-2-(2-fluoro-4-iodo-phenylamino)-phenyl]-[1,3,4]oxadiazol-2-yl}-ethane-1,2-diamine as a trifluoro-acetic acid salt

The title compound was prepared using steps 5 and 6 as seen in Example 18, below.

**Step 7 -** To a stirring solution of the product from step 6 (0.031g, 0.054 mmol) in dichloromethane (5mL) was added trifluoroacetic acid (0.5 mL) and allowed to stir at ambient temperature for 30 minutes. The reaction mixture was then concentrated in vacuo to afford a yellow oil. Diethyl ether was added, which afforded the title compound as a white solid. m.p.=156-158°C; <sup>1</sup>NMR(400MHz;DMSO-d<sub>6</sub>) 8.79 (s, 1H), 8.12 (m, 1H), 7.61-7.64 (m, 3H), 7.63 (d, 1H, J=10.7 Hz), 7.53-7.57 (m, 1H), 7.40 (d, 1H, J=8.5 Hz), 7.26 (dd, 1H, J=16.9, 9.0 Hz), 6.72-6.81 (m, 1H), 3.43-3.45 (m, 2H), 3.01 (t, 2H, J=5.9 Hz); MS(APCI+)=476; Anal.calcd/found for C<sub>16</sub>H<sub>13</sub>F<sub>3</sub>IN<sub>5</sub>O with 1.00 moles of C<sub>2</sub>HF<sub>3</sub>O<sub>2</sub> and 0.20 moles of residual C<sub>4</sub>H<sub>10</sub>O<sub>1</sub>: C 37.38/37.36, H 2.67/2.60, N 11.59/11.25, F 18.87/18.54. C26CPA1 IC<sub>50</sub> = 0.015 μM

## EXAMPLE 12

*N*-{5-[3,4-Difluoro-2-(2-fluoro-4-iodo-phenylamino)-phenyl]-[1,3,4]oxadiazol-2-yl}-*N*,*N*',*N*'-trimethyl-propane-1,3-diamine as a hydrochloride salt

-22-

m.p.=123-126°C; <sup>1</sup>NMR(400MHz;CD<sub>3</sub>OD) 7.66-7.70 (m, 1H), 7.48 (dd, 1H, J=10.4, 1.6 Hz), 7.38 (d, 1H, J=8.5 Hz), 7.05-7.12 (m, 1H), 6.66-6.72 (m, 1H), 3.57 (t, 2H, J=6.8 Hz), 3.15-3.19 (m, 5H), 2.89 (s, 6H), 2.05-2.12 (m, 2H); MS(APCI+)=532.5; Anal.calcd/found for C<sub>20</sub>H<sub>21</sub>F<sub>3</sub>IN<sub>5</sub>O with 1.80 moles of HCl and 0.05 moles of residual C<sub>4</sub>H<sub>8</sub>O<sub>2</sub>: C 40.35/40.56, H 3.89/4.03, N 11.65/11.25. C26CPA1 IC<sub>50</sub> = >1.0 μM

## EXAMPLE 13

10 {5-[3,4-Difluoro-2-(2-fluoro-4-iodo-phenylamino)-phenyl]-[1,3,4]oxadiazol-2-yl}-(2-piperidin-1-yl-ethyl)-amine as a hydrochloride salt

m.p.=191-193°C; <sup>1</sup>NMR(400MHz;CD<sub>3</sub>OD) 7.61-7.65 (m, 1H), 7.48 (dd, 1H, J=10.7, 2.0 Hz), 7.39 (dd, 1H, J=8.5, 1.2), 7.04-7.11 (m, 1H), 6.69-6.74 (m, 1H), 3.76 (t, 2H, J=6.4 Hz), 3.62 (d, 2H, J=11.7 Hz), 3.38 (t, 2H, J=6.1 Hz), 2.96-3.03 (m, 2H), 1.93-1.97 (m, 2H), 1.72-1.85 (m, 3H), 1.50-1.56 (m, 1H);

15 MS(APCI+)=544; Anal.calcd/found for C<sub>21</sub>H<sub>21</sub>F<sub>3</sub>IN<sub>5</sub>O with 2.10 moles of HCl: C 40.69/40.30, H 3.76/3.80, N 11.30/11.11. C26CPA1 IC<sub>50</sub> = 0.382 μM

## EXAMPLE 14

20 N'1'-{5-[3,4-Difluoro-2-(2-fluoro-4-iodo-phenylamino)-phenyl]-[1,3,4]oxadiazol-2-yl}-butane-1,4-diamine as a hydrochloride salt

m.p.=157-159°C; <sup>1</sup>NMR(400MHz;DMSO-d<sub>6</sub>) 8.79 (s, 1H), 8.04 (t, 1H, J=5.6 Hz), 7.73 (bs, 2H), 7.62 (dd, 1H, J=10.7, 2.0 Hz), 7.51-7.54 (m, 1H), 7.39 (d, 1H, J=8.3 Hz), 7.22-7.28 (m, 1H), 6.73-6.79 (m, 1H), 3.20-3.22 (m, 2H), 2.75-2.77 (m, 2H), 1.56-1.57 (m, 4H); MS(APCI+)=504; Anal.calcd/found for C<sub>18</sub>H<sub>17</sub>F<sub>3</sub>IN<sub>5</sub>O with 1.76 moles of HCl: C 38.10/38.13, H 3.33/3.52, N 12.34/11.95, F 10.04/10.38. C26CPA1 IC<sub>50</sub> = 0.045 μM

## EXAMPLE 15

30 N'1'-{5-[3,4-Difluoro-2-(2-fluoro-4-iodo-phenylamino)-phenyl]-[1,3,4]oxadiazol-2-yl}-propane-1,3-diamine as a hydrochloride salt

m.p.=173-176°C; <sup>1</sup>NMR(400MHz;DMSO-d<sub>6</sub>) 8.79 (s, 1H), 8.60 (t, 1H, J=5.9 Hz), 7.74 (bs, 2H), 7.62 (dd, 1H, J=10.7, 1.7 Hz), 7.52-7.55 (m, 1H), 7.39 (d, 1H, J=8.5

-23-

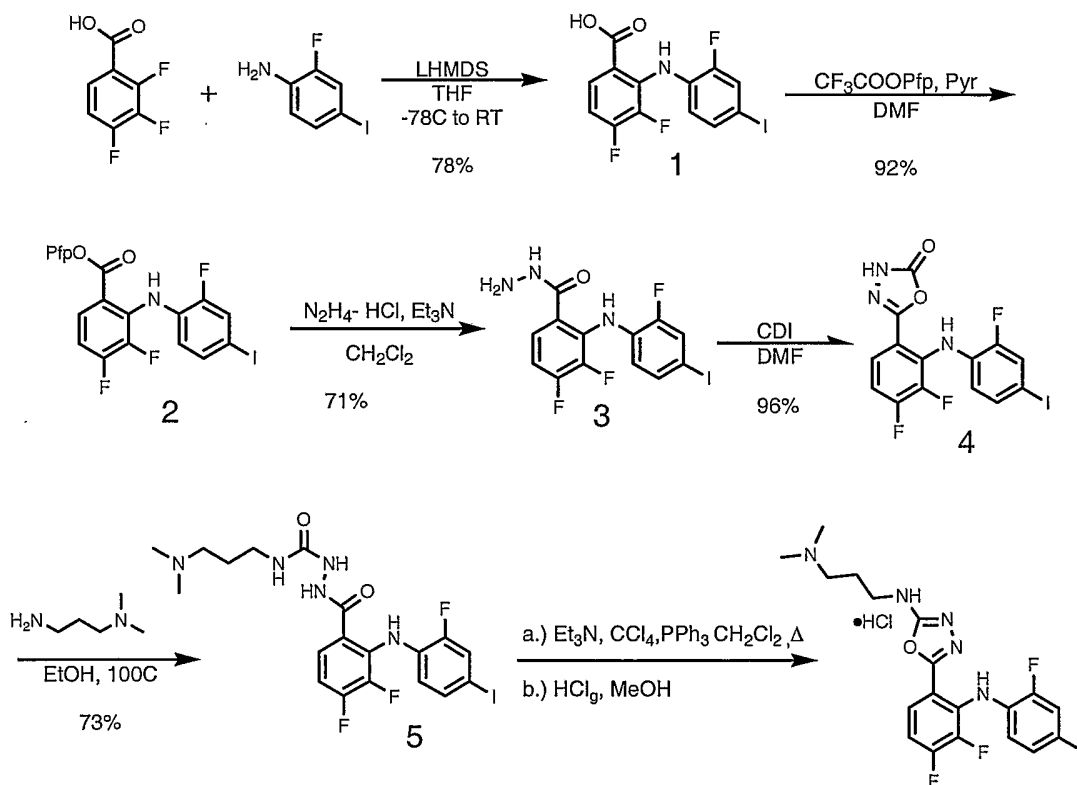
(Hz), 7.22-7.29 (m, 1H), 6.74-6.80 (m, 1H), 3.25-3.30 (m, 2H), 2.82-2.85 (m, 2H), 1.80-1.86 (m, 2H); MS(APCI+)=490; Anal.calcd/found for  $C_{17}H_{15}F_3IN_5O \cdot HCl$  with 0.10 moles residual  $C_4H_{10}O$ : C 37.53/37.25, H 3.20/3.57, N 12.58/12.29 F 10.24/10.16. C26CPA1 IC<sub>50</sub> = 0.076  $\mu$ M

5

## EXAMPLE 16

*N*-{5-[3,4-Difluoro-2-(2-fluoro-4-iodo-phenylamino)-phenyl]-[1,3,4]oxadiazol-2-yl}-*N,N'*-dimethyl-propane-1,3-diamine as a hydrochloride salt

10



15

**Step 1** - To a stirred suspension of 2,3,4-trifluorobenzoic acid (78g, 0.44 moles) in dry THF (1.25 L) under nitrogen at  $-78^{\circ}\text{C}$  was added LiHMDS (450 mL, 1 M solution in THF/hexanes) dropwise at such a rate that the temperature was maintained below  $-67^{\circ}\text{C}$ . A dark orange solution was formed and this was stirred for another 20 minutes at  $-67^{\circ}\text{C}$ . The mixture was designated as Solution A. To a stirred solution of 2-fluoro-4-iodoaniline (105g, 0.44 moles, Aldrich) in dry THF (1.25 L) under nitrogen at  $-78^{\circ}\text{C}$  was added LiHMDS (450 mL, 1 M solution in THF/hexanes) dropwise at such a rate that the temperature was maintained below -

20

-24-

67°C. The dark brown suspension was stirred for an additional 30 minutes at -67°C. The mixture was designated as Solution B. Solution A was transferred to solution B via a cannula under positive nitrogen pressure at -65°C at such a rate to keep the temperature below -55°C. Then the mixture was slowly warmed to RT and stirred overnight. The reaction mixture was quenched with dry HCl in diethyl ether (1.5 L, freshly prepared, pH ~1-2). The solution was filtered through a layer of Celite. The filtrate was washed with aq. HCl (2M, 2x1L), brine and dried. Solvent was removed under reduced pressure to give a solid, which was suspended in hexanes-acetone (9:1, v/v, 150 mL) and stirred for 30 minutes. 3,4-difluoro-2-[(2-fluoro-4-iodophenyl)amino] benzoic acid was obtained by filtration as a white solid (135g, 78%, mp. 195-197°C).

**Step 2** - In an oven-dried three-neck, 2 L flask was taken 3,4-difluoro-2-[(2-fluoro-4-iodophenyl)amino] benzoic acid (196.7g, 0.5 moles) and DMF (900 mL). To this stirred solution was added pyridine (44.4 mL, 43.5g, 0.55 moles) at RT, and then pentafluorophenyl trifluoroacetate (95 mL, 154g, 0.55 moles) was added dropwise within 30 minutes. The mixture was stirred at RT for 20 hours. The mixture was diluted with hexanes-diethyl ether (1:1, v/v, 3L) and washed successively with water (2x2L), 1M HCl (2x2L), saturated NaHCO<sub>3</sub> solution (2x2L) and finally with water (2x2L). The organic layer was dried and concentrated under reduced pressure to afford 2,3,4,5,6-pentafluorophenyl-3,4-difluoro-2-[(2-fluoro-4-iodophenyl)amino]benzoate as a red oil (92.3%, 258.5g).

**Step 3** - To a stirred solution of anhydrous hydrazine (28.61g, 0.89 moles in DCM (2L) was added a solution of 2,3,4,5,6-pentafluorophenyl-3,4-difluoro-2-[(2-fluoro-4-iodophenyl)amino]benzoate (250g, 0.447 moles) in DCM (800mL) dropwise at 0°C. The mixture was allowed to warm to RT and stirred for 3 hours. The precipitated white solid was collected by filtration, and the filtrate was concentrated to dryness. The solid and the residue were combined and taken into ethyl acetate (4L), washed with water (2x3L), brine (2x3L), dried and concentrated under reduced pressure to approximately 1.5 L. The precipitated solid was re-dissolved by heating the mixture to boiling temperature. Hexane

-25-

(1L) was added and the solution was kept at RT overnight. *N*-amino{3,4-difluoro-2-[(2-fluoro-4-iodophenyl)amino]phenyl} carboxamide was obtained as colorless needles (109.5g) as crop I. The mother liquor was concentrated to 1L to give a second crop as colorless needles (20.2g). Total 129.7g in 71.2% yield, mp. 168-169°C.

**Step 4 -** To a solution of *N*-amino{3,4-difluoro-2-[(2-fluoro-4-iodophenyl)amino]phenyl} carboxamide (50g, 123 mmoles) in DMF (250 mL) was added 1,1'-carbonyldiimidazole (20.91g, 129 mmoles, 1.05 eq). The mixture was stirred at RT for 5 hours, then poured into ethyl acetate (2.5L) and washed with water (2x2.5L), brine (2x2.5 L), dried and evaporated to give 5-[3,4-difluoro-2-(2-fluoro-4-iodo-phenylamino)-phenyl]-3H-[1,3,4]oxadiazol-2-one as a white solid (53.2g). Further crystallization from THF-hexanes gave the pure product as colorless needles in 96% yield, 51g, mp. 224-225°C.

**Step 5 -** To a stirring suspension of 5-[3,4-difluoro-2-(2-fluoro-4-iodo-phenylamino)-phenyl]-3H-[1,3,4]oxadiazol-2-one (0.133g, 0.307 mmol) in ethanol (5 mL) was added *N,N*-dimethyl-propane-1,3-diamine (0.043 mL, 0.338 mmol) and heated to reflux (oil bath temperature was set to 100 °C). After reaction refluxed for 19 hours another mole equivalence of *N,N*-dimethyl-propane-1,3-diamine (0.038 mL, 0.307 mmol) was added and heated to reflux an additional 4 hours. The mixture was allowed to cool and concentrated *in vacuo*. The afforded residue was dissolved in ethyl acetate and partitioned with water. Organics were washed twice with brine then collected and dried over Na<sub>2</sub>SO<sub>4</sub>, filtered and concentrated *in vacuo*. Afforded 4'-*N*-ethylcarbamic acid tert-butyl ester -1'-[3,4-difluoro-2-(2-fluoro-4-iodo-phenylamino)]-semicarbazole as a brown foam/solid (0.120g, 73.2%).

#### **Step 6**

**Part A -** To a stirring solution of 4'-*N*-ethylcarbamic acid tert-butyl ester -1'-[3,4-difluoro-2-(2-fluoro-4-iodo-phenylamino)]-semicarbazole (0.097g, 0.186 mmol) in dichloromethane (2 mL) is added triphenylphosphine (0.073g, 0.279 mmol),

-26-

triethylamine (0.1 mL, 0.744 mmol) and carbon tetrachloride (0.022 mL, 0.279 mmol) and the mixture was heated to reflux (oil bath was set at 46 °C). After one hour of refluxing, triphenylphosphine (0.073g, 0.279 mmol), triethylamine (0.1 mL, 0.744 mmol) and carbon tetrachloride (0.022 mL, 0.279 mmol) were added and allowed to reflux an additional 3 hours. The reaction mixture was allowed to cool then partitioned between dichloromethane and water. Organics were washed twice with water, then collected and dried over Na<sub>2</sub>SO<sub>4</sub>, filtered and concentrated in vacuo. Silica column purification was performed with 1:1 dichloromethane/acetone to the afforded yellow foam (1.12g) was added 3:1 hexanes/ethyl acetate which afforded a yellow foam/solid (0.05g, 43.5%).

**Part B** - To a stirring suspension of the product from part A (0.050 g, 1.103mmol) in methanol (3 mL) is bubbled in HCl gas for approximately 1 minute. The mixture was allowed to stir at ambient temperature for 15 minutes. The reaction mixture was concentrated in vacuo to afford a yellow oil. Diethyl ether was added and mixture was allowed to stand overnight. The afforded white solids were triturated several times with diethyl ether and dried in vacuo at 50°C. Afforded the title compound as a hydrochloride salt (1.75 mole equivalence of HCl and 0.30 mole equivalence of H<sub>2</sub>O). m.p.=168-170°C; <sup>1</sup>NMR(400MHz;DMSO-d<sub>6</sub>) 8.079 (s, 1H), 8.07 (m, 1H), 7.62 (dd, 1H, J=10.7, 2.0), 7.52-7.55 (m, 1H), 7.39 (d, 1H, J=8.5), 7.22-7.29 (m, 1H), 6.74-6.80 (m, 1H), 3.27 (q, 2H, J=6.8 Hz), 3.04-3.08 (m, 2H), 2.72 (s, 3H), 2.73 (s, 3H), 1.90 (m, 2H); MS(APCI+)=518; Anal.calcd/found for C<sub>19</sub>H<sub>19</sub>F<sub>3</sub>IN<sub>5</sub>O\* (1.75eq HCl and 0.30 eq H<sub>2</sub>O): C 38.91/38.56, H 3.67/3.72, N 11.94/11.56, Cl 10.58/10.22.

C26CPA1 IC<sub>50</sub> = 0.136 μM

## EXAMPLE 17

*N*-{5-[3,4-Difluoro-2-(2-fluoro-4-iodo-phenylamino)-phenyl]-[1,3,4]oxadiazol-2-yl}-*N,N'*-dimethyl-ethane-1,2-diamine as a hydrochloride salt

m.p.=184-187°C; <sup>1</sup>NMR(400MHz;CD<sub>3</sub>OD) 7.59-7.63 (m, 1H), 7.48 (dd, 1H, J=10.4, 2.0 Hz), 7.39 (d, 1H, J=8.3 Hz), 7.03-7.09 (m, 1H), 6.69-6.74 (m, 1H),

-27-

3.68 (m, 2H), 3.3 (2H under  $CD_3OD$ ), 2.75-2.90 (cm, 6H); MS(APCI+)=504;

HPLC = 7.322 min at 254 nm.

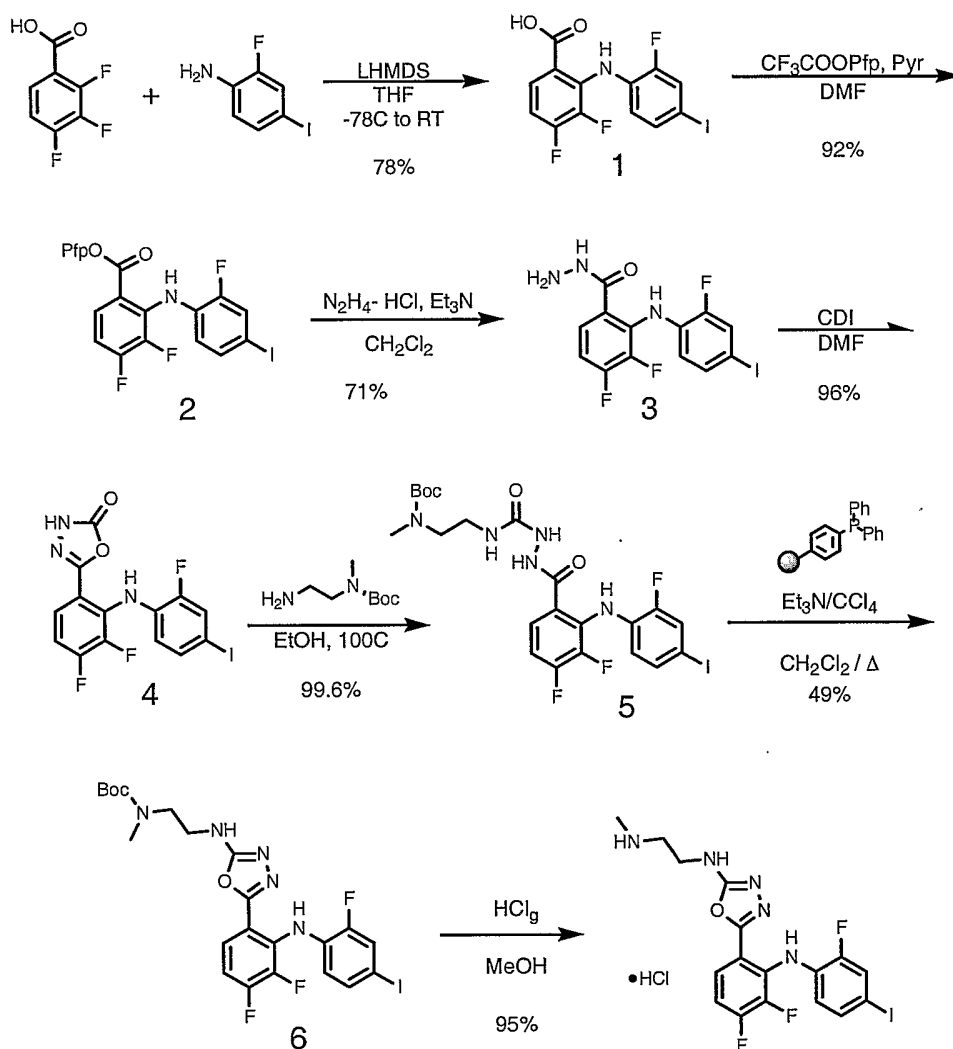
C26CPA1  $IC_{50}$  = 0.140  $\mu M$ 

5

## EXAMPLE 18

*N*-{5-[3,4-Difluoro-2-(2-fluoro-4-iodo-phenylamino)-phenyl]-[1,3,4]oxadiazol-2-yl}-*N'*-methyl-ethane-1,2-diamine as a hydrochloride salt

10



15

-28-

**Step 1** - To a stirred suspension of 2,3,4-trifluorobenzoic acid (78g, 0.44 moles) in dry THF (1.25 L) under nitrogen at  $-78^{\circ}\text{C}$  was added LiHMDS (450 mL, 1 M solution in THF/hexanes) dropwise at such a rate that the temperature was maintained below  $-67^{\circ}\text{C}$ . A dark orange solution was formed and this was stirred for another 20 minutes at  $-67^{\circ}\text{C}$ . The mixture was designated as Solution A. To a stirred solution of 2-fluoro-4-iodoaniline (105g, 0.44 moles, Aldrich) in dry THF (1.25 L) under nitrogen at  $-78^{\circ}\text{C}$  was added LiHMDS (450 mL, 1 M solution in THF/hexanes) dropwise at such a rate that the temperature was maintained below  $-67^{\circ}\text{C}$ . The dark brown suspension was stirred for an additional 30 minutes at  $-67^{\circ}\text{C}$ . The mixture was designated as Solution B. Solution A was transferred to solution B via a cannula under positive nitrogen pressure at  $-65^{\circ}\text{C}$  at such a rate to keep the temperature below  $-55^{\circ}\text{C}$ . Then the mixture was slowly warmed to RT and stirred overnight. The reaction mixture was quenched with dry HCl in diethyl ether (1.5 L, freshly prepared, pH  $\sim 1-2$ ). The solution was filtered through a layer of Celite. The filtrate was washed with aq. HCl (2M, 2x1L), brine and dried. Solvent was removed under reduced pressure to give a solid, which was suspended in hexanes-acetone (9:1, v/v, 150 mL) and stirred for 30 minutes. 3,4-difluoro-2-[(2-fluoro-4-iodophenyl)amino] benzoic acid was obtained by filtration as a white solid (135g, 78%, mp.  $195-197^{\circ}\text{C}$ ).

**Step 2** - In an oven-dried three-neck, 2 L flask was taken 3,4-difluoro-2-[(2-fluoro-4-iodophenyl)amino] benzoic acid (196.7g, 0.5 moles) and DMF (900 mL). To this stirred solution was added pyridine (44.4 mL, 43.5g, 0.55 moles) at RT, and then pentafluorophenyl trifluoroacetate (95 mL, 154g, 0.55 moles) was added dropwise within 30 minutes. The mixture was stirred at RT for 20 hours. The mixture was diluted with hexanes-diethyl ether (1:1, v/v, 3L) and washed successively with water (2x2L), 1M HCl (2x2L), saturated  $\text{NaHCO}_3$  solution (2x2L) and finally with water (2x2L). The organic layer was dried and concentrated under reduced pressure to afford 2,3,4,5,6-pentafluorophenyl-3,4-difluoro-2-[(2-fluoro-4-iodophenyl)amino]benzoate as a red oil (92.3%, 258.5g).

-29-

**Step 3** - To a stirred solution of anhydrous hydrazine (28.61g, 0.89 moles in DCM (2L) was added a solution of 2,3,4,5,6-pentafluorophenyl-3,4-difluoro-2-[(2-fluoro-4-iodophenyl)amino]benzoate (250g, 0.447 moles) in DCM (800mL) dropwise at 0°C. The mixture was allowed to warm to RT and stirred for 3 hours.

5 The precipitated white solid was collected by filtration, an the filtrate was concentrated to dryness. The solid and the residue were combined and taken into ethyl acetate (4L), washed with water (2x3L), brine (2x3L), dried and concentrated under reduced pressure to approximately 1.5 L. The precipitated solid was re-dissolved by heating the mixture to boiling temperature. Hexane

10 (1L) was added and the solution was kept at RT overnight. *N*-amino{3,4-difluoro-2-[(2-fluoro-4-iodopheyl)amino]phenyl} carboxamide was obtained as colorless needles (109.5g) as crop I. The mother liquor was concentrated to 1L to give a second crop as colorless needles (20.2g). Total 129.7g in 71.2% yield, mp. 168-169°C.

15

**Step 4** - To a solution of *N*-amino{3,4-difluoro-2-[(2-fluoro-4-iodopheyl)amino]phenyl} carboxamide (50g, 123 mmoles) in DMF (250 mL) was added 1,1'-carbonyldiimidazole (20.91g, 129 mmoles, 1.05 eq). The mixture was stirred at RT for 5 hours, then poured into ethyl acetate (2.5L) and washed with

20 water (2x2.5L), brine (2x2.5 L), dried and evaporated to give 5-[3,4-difluoro-2-(2-fluoro-4-iodo-phenylamino)-phenyl]-3H-[1,3,4]oxadiazol-2-one as a white solid (53.2g). Further crystallization from THF-hexanes gave the pure product as colorless needles in 96% yield, 51g, mp. 224-225°C.

25

**Step 5** - To a stirring suspension of 5-[3,4-difluoro-2-(2-fluoro-4-iodo-phenylamino)-phenyl]-3H-[1,3,4]oxadiazol-2-one (1.017g, 2.35 mmol) in ethanol (25 mL, 0.094 M) was added *N*-Boc-*N*-methylethylenediamine (Fluka, 0.84 mL, 4.70 mmol) and heated to reflux (oil bath temperature was set to 100 °C). After reaction refluxed for 16 hours, the mixture was allowed to cool and concentrated

30 in vacuo. The afforded residue was dissolved in ethyl acetate and partitioned with sat. NaHCO<sub>3</sub>. Organics were washed twice with brine then collected and dried over Na<sub>2</sub>SO<sub>4</sub>, filtered and concentrated in vacuo. Afforded of 4'-(2-amino-ethyl)-

-30-

methyl-carbamic acid tert-butyl ester -1'-[3,4-difluoro-2-(2-fluoro-4-iodo-phenylamino)]-semicarbazole as a cream foam/solid (1.420g, 99.6%).

**Step 6** - To a stirring solution of 4'-(2-amino-ethyl)-methyl-carbamic acid tert-butyl ester -1'-[3,4-difluoro-2-(2-fluoro-4-iodo-phenylamino)]-semicarbazole (1.37g, 2.256 mmol) in dichloromethane (40 mL, 0.05M) is added resin bound triphenylphosphine# (3.9g, 6.768 mmol)\*\*, triethylamine (2.5 mL, 18.05 mmol) and carbon tetrachloride (0.54 mL, 6.768 mmol) and the mixture was heated to reflux (oil bath was set at 46 °C). Reaction was complete after 3 hours. The reaction mixture was filtered and the resin was rinsed with 50 mL of 5% methanol in dichloromethane. The filtrate was collected and concentrated in vacuo. To the afforded yellow foam (1.12g) was added 3:1 hexanes/ethyl acetate which afforded (2-{5-[3,4-Difluoro-2-(2-fluoro-4-iodo-phenylamino)-phenyl]-[1,3,4]oxadiazol-2-ylamino}-ethyl)-methyl-carbamic acid tert-butyl ester (0.65g, 48.9) as a white solid. # triphenylphosine can also be used, but will then require column chromatography. \*\*2.0 mole equivalence of PS-PPh<sub>3</sub> is sufficient for reaction completion.

**Step 7** - To a stirring suspension of (2-{5-[3,4-difluoro-2-(2-fluoro-4-iodo-phenylamino)-phenyl]-[1,3,4]oxadiazol-2-ylamino}-ethyl)-methyl-carbamic acid tert-butyl ester (0.65 mL, 1.103mmol) in methanol (10 mL) is bubbled in HCl gas for approximately 1 minute. The mixture was allowed to stir at ambient temperature for 1 hour. The reaction mixture was concentrated in vacuo which afforded a yellow oil. Diethyl ether was added and mixture was allowed to stand overnight. The afforded white solids were triturated several times with diethyl ether and dried in vacuo. Afforded the title compound as a hydrochloride salt (0.58g, 94.5% based on 1.87 mole equivalence of HCl).

m.p.=173-175°C; <sup>1</sup>NMR(400MHz;DMSO-d<sub>6</sub>) 8.74-8.78 (m, 2H), 8.22 (t, 1H, J=5.6 Hz), 7.60 (dd, 1H, J=10.7, 2.0), 7.53-7.57 (m, 1H), 7.36-7.39 (m, 1H), 7.21-7.28 (m, 1H), 6.73-6.79 (m, 1H), 3.48-3.52 (m, 2H), 3.05-3.10 (m, 2H), 2.52 (t, 3H, J=5.4 Hz); MS(APCI+)=490; Anal.calcd/found for C<sub>17</sub>H<sub>15</sub>F<sub>3</sub>IN<sub>5</sub>O\* (1.90

-31-

moles) HCl: C 36.56/36.41, H 3.05/3.11, N 12.54/12.14, F 10.20/10.43, Cl

12.06/12.20. C26CPA1 IC<sub>50</sub> = 0.027 μM

## EXAMPLE 19

5 N-{5-[3,4-Difluoro-2-(2-fluoro-4-iodo-phenylamino)-phenyl]-[1,3,4]oxadiazol-2-yl}-2,2,N',N'-tetramethyl-propane-1,3-diamine

m.p.=143-146°C; <sup>1</sup>NMR(400MHz;DMSO-d<sub>6</sub>) 9.29 (bs, 1H), 8.80 (s, 1H), 8.16 (m, 1H), 7.57-7.65 (m, 2H), 7.41 (d, 1H, J=8.3 Hz), 7.26-7.31 (m, 1H), 6.78-6.79 (m, 1H), 3.23 (d, 2H, J=5.9 Hz), 3.05 (m, 2H), 2.82 (s, 3H), 2.81 (s, 3H), 1.04 (s, 6H);

10 MS(APCI+)=546. C26CPA1 IC<sub>50</sub> = 0.309 μM

## EXAMPLE 20

{5-[3,4-Difluoro-2-(2-fluoro-4-iodo-phenylamino)-phenyl]-[1,3,4]oxadiazol-2-yl}-(3-methoxy-propyl)-amine

15 m.p.=67-69°C; <sup>1</sup>NMR(400MHz;CD<sub>3</sub>OD) 7.57 (ddd, 1H, J=8.5, 5.4, 1.7 Hz), 7.45 (dd, 1H, J=10.7, 2.0), 7.35-7.37 (m, 1H), 7.02 (ddd, 1H, J=16.4, 9.2, 7.2 Hz), 6.69 (ddd, 1H, J=13.9, 8.5, 5.1 Hz), 3.45 (t, 2H, J=5.9 Hz), 3.37 (t, 2H, J=6.8 Hz), 3.29 (s, 3H), 1.86 (quint, 2H, J=6.3 Hz); MS(APCI+)=505; Anal.calcd/found for C<sub>18</sub>H<sub>16</sub>F<sub>3</sub>N<sub>4</sub>O<sub>2</sub>: C 42.88/43.05, H 3.20/3.20, N 11.11/10.86, F 11.30/11.28

20 C26CPA1 IC<sub>50</sub> = 0.080 μM.

## EXAMPLE 21

{5-[3,4-Difluoro-2-(2-fluoro-4-iodo-phenylamino)-phenyl]-[1,3,4]oxadiazol-2-yl}-(2-morpholin-4-yl-ethyl)-amine

25 **Step 1** - To a stirred suspension of 2,3,4-trifluorobenzoic acid (78g, 0.44 moles) in dry THF (1.25 L) under nitrogen at -78°C was added LiHMDS (450 mL, 1 M solution in THF/hexanes) dropwise at such a rate that the temperature was maintained below -67°C. A dark orange solution was formed and this was stirred for another 20 minutes at -67°C. The mixture was designated as Solution A. To a

30 stirred solution of 2-fluoro-4-iodoaniline (105g, 0.44 moles, Aldrich) in dry THF (1.25 L) under nitrogen at -78°C was added LiHMDS (450 mL, 1 M solution in THF/hexanes) dropwise at such a rate that the temperature was maintained below -

-32-

67°C. The dark brown suspension was stirred for an additional 30 minutes at -  
67°C. The mixture was designated as Solution B. Solution A was transferred to  
solution B via a cannula under positive nitrogen pressure at -65°C at such a rate  
to keep the temperature below -55°C. Then the mixture was slowly warmed to  
5 RT and stirred overnight. The reaction mixture was quenched with dry HCl in  
diethyl ether (1.5 L, freshly prepared, pH ~1-2. The solution was filtered through  
a layer of Celite. The filtrate was washed with aq. HCl (2M, 2x1L), brine and  
dried. Solvent was removed under reduced pressure to give a solid, which was  
suspended in hexanes-acetone (9:1, v/v, 150 mL) and stirred for 30 minutes. 3,4-  
10 difluoro-2-[(2-fluoro-4-iodophenyl)amino] benzoic acid was obtained by  
filtration as a white solid (135g, 78%, mp. 195-197°C).

**Step 2** - In an oven-dried three-neck, 2 L flask was taken 3,4-difluoro-2-[(2-  
fluoro-4-iodophenyl)amino] benzoic acid (196.7g, 0.5 moles) and DMF (900 mL).  
15 To this stirred solution was added pyridine (44.4 mL, 43.5g, 0.55 moles) at RT,  
and then pentafluorophenyl trifluoroacetate (95 mL, 154g, 0.55 moles) was added  
dropwise within 30 minutes. The mixture was stirred at RT for 20 hours. The  
mixture was diluted with hexanes-diethyl ether (1:1, v/v, 3L) and washed  
successively with water (2x2L), 1M HCl (2x2L), saturated NaHCO<sub>3</sub> solution  
20 (2x2L) and finally with water (2x2L). The organic layer was dried and  
concentrated under reduced pressure to afford 2,3,4,5,6-pentafluorophenyl-3,4-  
difluoro-2-[(2-fluoro-4-iodophenyl)amino]benzoate as a red oil (92.3%, 258.5g).

**Step 3** - To a stirred solution of anhydrous hydrazine (28.61g, 0.89 moles in DCM  
25 (2L) was added a solution of 2,3,4,5,6-pentafluorophenyl-3,4-difluoro-2-[(2-  
fluoro-4-iodophenyl)amino]benzoate (250g, 0.447 moles) in DCM (800mL)  
dropwise at 0°C. The mixture was allowed to warm to RT and stirred for 3 hours.  
The precipitated white solid was collected by filtration, and the filtrate was  
concentrated to dryness. The solid and the residue were combined and taken into  
30 ethyl acetate (4L), washed with water (2x3L), brine (2x3L), dried and  
concentrated under reduced pressure to approximately 1.5 L. The precipitated  
solid was re-dissolved by heating the mixture to boiling temperature. Hexane

-33-

(1L) was added and the solution was kept at RT overnight. *N*-amino{3,4-difluoro-2-[(2-fluoro-4-iodophenyl)amino]phenyl} carboxamide was obtained as colorless needles (109.5g) as crop I. The mother liquor was concentrated to 1L to give a second crop as colorless needles (20.2g). Total 129.7g in 71.2% yield, mp. 168-169°C.

**Step 4** - To a solution of *N*-amino{3,4-difluoro-2-[(2-fluoro-4-iodophenyl)amino]phenyl} carboxamide (50g, 123 mmol) in DMF (250 mL) was added 1,1'-carbonyldiimidazole (20.91g, 129 mmol, 1.05 eq). The mixture was stirred at RT for 5 hours, then poured into ethyl acetate (2.5L) and washed with water (2x2.5L), brine (2x2.5 L), dried and evaporated to give 5-[3,4-difluoro-2-(2-fluoro-4-iodo-phenylamino)-phenyl]-3H-[1,3,4]oxadiazol-2-one as a white solid (53.2g). Further crystallization from THF-hexanes gave the pure product as colorless needles in 96% yield, 51g, mp. 224-225°C.

**Step 5** - To a stirring suspension of 5-[3,4-difluoro-2-(2-fluoro-4-iodo-phenylamino)-phenyl]-3H-[1,3,4]oxadiazol-2-one (1.055g, 2.436 mmol) in ethanol (25 mL) was added 2-morpholin-4-yl-ethylamine (0.96 mL, 7.307 mmol) and heated to reflux (oil bath temperature was set to 100 °C). After reaction refluxed for 20 hours the mixture was allowed to cool and concentrated in vacuo. The afforded residue was dissolved in ethyl acetate and partitioned saturated NaHCO<sub>3</sub> solution and twice with brine. Organics were collected and dried over Na<sub>2</sub>SO<sub>4</sub>, filtered and concentrated in vacuo. Afforded 4'-(2-morpholin-4-yl-ethylamine) -1'-[3,4-difluoro-2-(2-fluoro-4-iodo-phenylamino)]-semicarbazole as a light brown foam/solid (1.06g, 77%).

**Step 6** - To a stirring solution of 4'-(2-morpholin-4-yl-ethylamine) -1'-[3,4-difluoro-2-(2-fluoro-4-iodo-phenylamino)]-semicarbazole (0.911g, 1.617 mmol) in dichloromethane (40 mL) was added resin bound triphenylphosphine (2.84g, 4.852 mmol), triethylamine (1.80 mL, 12.936 mmol) and carbon tetrachloride (0.39 mL, 4.852 mmol) and heated to reflux (oil bath set at 46°C). After 3.5 hours the reaction mixture was allowed to cool and the reaction mixture was filtered and

-34-

the resin was rinsed with 2:1 dichloromethane/methanol (100 mL). The filtrate was collected and concentrated in vacuo. The affording residue was dissolved in ethyl acetate and partitioned with water. Organics were washed twice with water and twice with saturated NaHCO<sub>3</sub> and once with brine. Organics were collected and dried over Na<sub>2</sub>SO<sub>4</sub>, filtered and concentrated in vacuo. Silica column purification was performed with 2% methanol in dichloromethane and afforded the title compound as an off-white foam/solid (0.380g, 43%).

5 m.p.=77-80°C; <sup>1</sup>NMR(400MHz CD<sub>3</sub>OD) 7.60 (ddd, 1H, J=8.8, 5.4, 2.0 Hz), 7.48 (dd, 1H, J=10.5, 1.7 Hz), 7.39 (ddd, 1H, J=8.8, 2.0, 1.2 Hz), 6.72 (ddd, 1H, J=14.0, 8.8, 5.6 Hz), 3.67 (t, 4H, J=4.6 Hz), 3.46 (t, 2H, J=6.3 Hz), 2.61 (t, 2H, J=6.3 Hz), 2.50-2.52 (m, 4H); MS(APCI+)=546; Anal.calcd/found for C<sub>20</sub>H<sub>19</sub>F<sub>3</sub>N<sub>5</sub>O<sub>2</sub>: C 44.05/43.09, H 3.51/3.16, N 12.84/12.51, F 10.45/10.26.  
10 C26CPA1 IC<sub>50</sub> = 0.032μM

15 EXAMPLE 22

(2,3-Difluoro-6-{5-[4-(2-methoxy-ethyl)-piperazin-1-yl]-[1,3,4]oxadiazol-2-yl]}-phenyl)-(2-fluoro-4-iodo-phenyl)-amine

m.p.=63-65°C; <sup>1</sup>NMR(400MHz;CD<sub>3</sub>OD) 7.64-7.67 (m, 1H), 7.47 (dd, 1H, J=10.5, 1.5 Hz), 7.37 (dd, 1H, J=8.4, 1.2 Hz), 7.06 (dd, 1H, J=16.4, 9.0 Hz), 6.68 (ddd, 1H, J=13.7, 8.8, 4.9 Hz), 3.53-3.57 (cm, 6H), 3.34 (s, 3H), 2.61-2.64 (cm, 6H);  
20 MS(APCI+)=560; Anal.calcd/found for C<sub>21</sub>H<sub>21</sub>F<sub>3</sub>N<sub>5</sub>O<sub>2</sub>: C 45.10/45.39, H 3.78/3.68, N 12.52/12.17, F 10.19/10.25.  
C26CPA1 IC<sub>50</sub> = 0.130 μM

25 EXAMPLE 23

5-{5-[3,4-Difluoro-2-(2-fluoro-4-iodo-phenylamino)-phenyl]-[1,3,4]oxadiazol-2-ylamino}-2,2-dimethyl-pentan-1-ol

m.p.=67-70°C; <sup>1</sup>NMR(400MHz;DMSO-d<sub>6</sub>) 8.78 (s, 1H), 7.92 (t, 1H, J=5.6 Hz), 7.60 (d, 1H, J=2.0 Hz), 7.51-7.54 (m, 1H), 7.38 (d, 1H, J=9.3), 7.21-7.27 (m, 1H),  
30 6.73-6.78 (m, 1H), 4.42 (t, 1H, J=5.4 Hz), 3.13 (q, 2H, J=13.0, 6.1 Hz), 3.04 (d, 2H, J=5.4 Hz), 1.42-1.48 (m, 2H), 1.14-1.20 (m, 2H), 0.74 (s, 6H);

-35-

MS(APCI+)=547; Anal.calcd/found for C<sub>21</sub>H<sub>22</sub>F<sub>3</sub>IN<sub>4</sub>O<sub>2</sub> with 0.12 moles of residual C<sub>6</sub>H<sub>15</sub>N: C 46.71/47.11, H 4.30/4.25, N 10.33/9.97, F 10.21/10.29.

C26CPA1 IC<sub>50</sub> = 0.292 μM

5

## EXAMPLE 24

1-{5-[3,4-Difluoro-2-(2-fluoro-4-iodo-phenylamino)-phenyl]-[1,3,4]oxadiazol-2-yl}-pyrrolidin-3-ol

m.p.=182-183°C; <sup>1</sup>NMR(400MHz;CD<sub>3</sub>OD) 7.63-7.67 (m, 1H), 7.47 (dd, 1H, J=10.7, 2.0), 7.36-7.39 (m, 1H), 7.03-7.09 (m, 1H), 6.67-6.73 (m, 1H), 4.52-4.53 (m, 1H), 3.64-3.69 (m, 3H), 3.48-3.51 (m, 1H), 2.06-2.17 (m, 2H);

10

MS(APCI+)=503; Anal.calcd/found for C<sub>18</sub>H<sub>14</sub>F<sub>3</sub>IN<sub>4</sub>O<sub>2</sub> with 0.04 moles of residual C<sub>6</sub>H<sub>14</sub>: C 43.32/43.71, H 2.90/2.79, N 11.08/10.85, F 11.27/11.22.

C26CPA1 IC<sub>50</sub> = 0.170μM

15

## EXAMPLE 25

(1-{5-[3,4-Difluoro-2-(2-fluoro-4-iodo-phenylamino)-phenyl]-[1,3,4]oxadiazol-2-yl}-piperidin-4-yl)-methanol

m.p.=90-92°C; <sup>1</sup>NMR(400MHz;DMSO-d<sub>6</sub>) 8.67 (s, 1H), 7.68-7.70 (m, 1H), 7.59 (dd, 1H, J=11.0, 2.0 Hz), 7.37 (d, 1H, J=8.8 Hz), 7.23-7.29 (m, 1H), 6.68-6.73 (m, 1H), 4.51 (t, 1H, J=5.1 Hz), 3.85-3.98 (m, 2H), 3.22-3.27 (m, 2H), 2.98-3.03 (m, 2H), 1.68-1.72(m, 2H), 1.57 (m, 1H), 1.12-1.20 (m, 2H); MS(APCI+)=53;

20

Anal.calcd/found for C<sub>20</sub>H<sub>18</sub>F<sub>3</sub>IN<sub>4</sub>O<sub>2</sub> with 0.05 moles of residual C<sub>4</sub>H<sub>8</sub>O<sub>2</sub>: C 45.38/45.58, H 3.47/3.56, N 10.48/10.09, F 10.66/10.50.

C26CPA1 IC<sub>50</sub> = >1.0μM

25

## EXAMPLE 26

2-(1-{5-[3,4-Difluoro-2-(2-fluoro-4-iodo-phenylamino)-phenyl]-[1,3,4]oxadiazol-2-yl}-piperidin-4-yl)-ethanol

m.p.=121-122°C; <sup>1</sup>NMR(400MHz;CD<sub>3</sub>OD) 7.61-7.65 (m, 1H), 7.45 (dd, 1H, J=10.5, 2.0 Hz), 7.33-7.35 (m, 1H), 7.01-7.07 (m, 1H), 6.63-6.68 (m, 1H), 3.94-3.97 (m, 2H), 3.60 (t, 2H, J=6.6 Hz), 3.05-3.09 (m, 2H), 1.81 (m, 2H), 1.78 (m, 1H), 1.49 (q, 2H, J=13.2, 6.6 Hz), 1.24-1.28 (m, 2H); MS(APCI+)=545;

30

-36-

Anal.calcd/found for C<sub>21</sub>H<sub>20</sub>F<sub>3</sub>IN<sub>4</sub>O<sub>2</sub> with 0.01 moles of residual C<sub>4</sub>H<sub>8</sub>O<sub>2</sub>: C 46.35/46.48, H 3.71/3.60, N 10.28/9.86, F 10.45/10.85.

C26CPA1 IC<sub>50</sub> = 0.140μM

5

## EXAMPLE 27

4-({5-[3,4-Difluoro-2-(2-fluoro-4-iodo-phenylamino)-phenyl]-[1,3,4]oxadiazol-2-yl}-ethyl-amino)-butan-1-ol

m.p.=121-122°C; <sup>1</sup>NMR(400MHz; CD<sub>3</sub>OD) 7.61-7.65 (m, 1H), 7.46 (dd, 1H, J=10.5, 2.0), 7.35-7.38 (m, 1H), 7.03-7.08 (m, 1H), 6.64-6.70 (m, 1H), 3.57 (t, 2H, J=6.3), 3.45-3.53 (m, 4H), 1.68-1.76 (m, 2H), 1.51-1.58 (m, 2H), 1.23 (t, 2H, J=7.1 Hz); MS(APCI+)=533; Anal.calcd/found for C<sub>20</sub>H<sub>20</sub>F<sub>3</sub>IN<sub>4</sub>O<sub>2</sub>: C 45.13/45.29, H 3.79/3.79, N 10.53/10.35, F 10.71/10.76. C26CPA1 IC<sub>50</sub> = 0.180μM

10

15

## EXAMPLE 28

1-{5-[3,4-Difluoro-2-(2-fluoro-4-iodo-phenylamino)-phenyl]-[1,3,4]oxadiazol-2-yl}-piperidin-4-ol

m.p.=216-217°C; <sup>1</sup>NMR(400MHz;DMSO-d<sub>6</sub>) 8.62 (s, 1H), 7.64-7.67 (m, 1H), 7.32-7.34 (m, 1H), 7.19-7.29 (m, 1H), 6.64-6.69 (m, 1H), 4.76 (d, 1H, J=3.9 Hz), 3.60-3.67 (m, 3H), 3.14-3.20 (m, 2H), 1.70-1.75 (m, 2H), 1.32-1.41 (m, 2H); MS(APCI+)=517; HPLC=9.013 min at 254 nm.

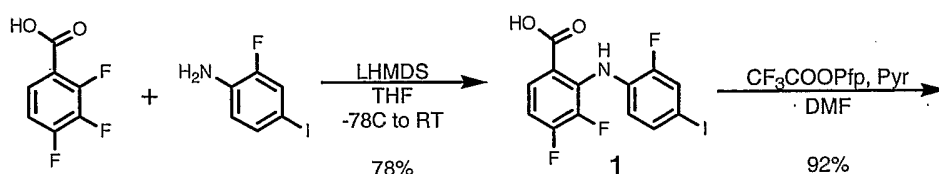
20

C26CPA1 IC<sub>50</sub> = 0.074μM

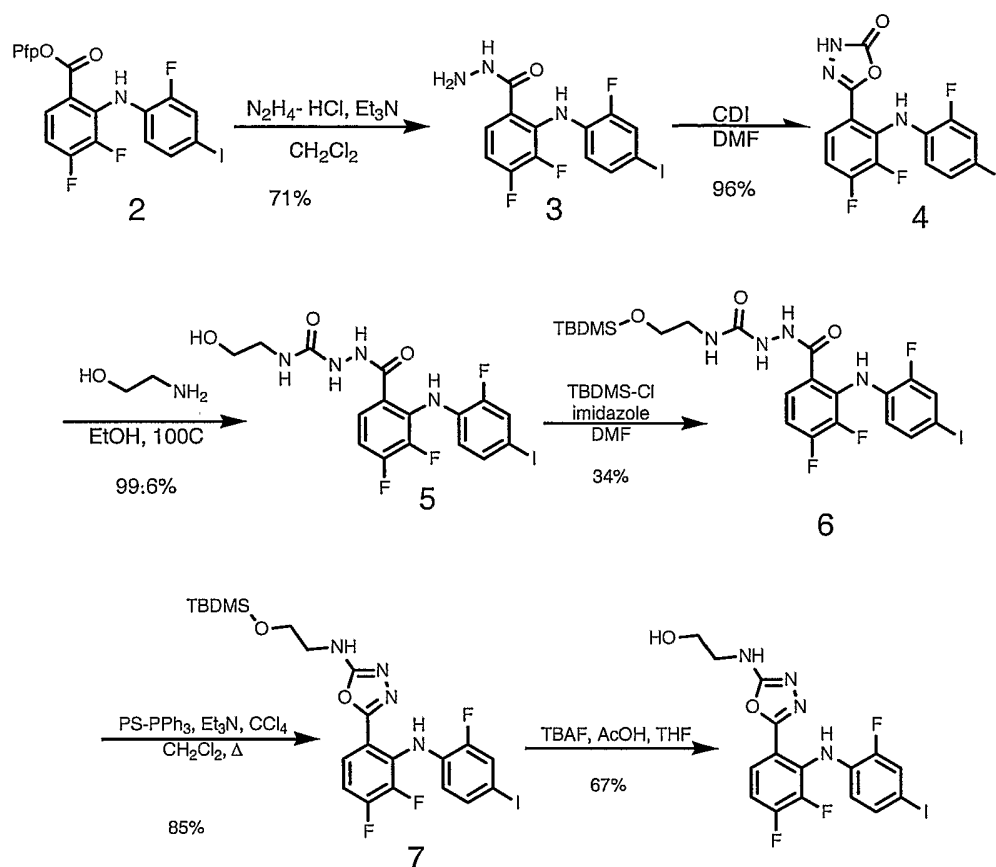
## EXAMPLE 29

25

2-{5-[3,4-Difluoro-2-(2-fluoro-4-iodo-phenylamino)-phenyl]-[1,3,4]oxadiazol-2-ylamino}-ethanol



-37-



- 5 Step 1 - To a stirred suspension of 2,3,4-trifluorobenzoic acid (78g, 0.44 moles) in dry THF (1.25 L) under nitrogen at  $-78^\circ\text{C}$  was added LiHMDS (450 mL, 1 M solution in THF/hexanes) dropwise at such a rate that the temperature was maintained below  $-67^\circ\text{C}$ . A dark orange solution was formed and this was stirred for another 20 minutes at  $-67^\circ\text{C}$ . The mixture was designated as Solution A. To a stirred solution of 2-fluoro-4-iodoaniline (105g, 0.44 moles, Aldrich) in dry THF (1.25 L) under nitrogen at  $-78^\circ\text{C}$  was added LiHMDS (450 mL, 1 M solution in THF/hexanes) dropwise at such a rate that the temperature was maintained below  $-67^\circ\text{C}$ . The dark brown suspension was stirred for an additional 30 minutes at  $-67^\circ\text{C}$ . The mixture was designated as Solution B. Solution A was transferred to solution B via a cannula under positive nitrogen pressure at  $-65^\circ\text{C}$  at such a rate to keep the temperature below  $-55^\circ\text{C}$ . Then the mixture was slowly warmed to RT and stirred overnight. The reaction mixture was quenched with dry HCl in diethyl ether (1.5 L, freshly prepared, pH  $\sim 1-2$ ). The solution was filtered through
- 10
- 15

-38-

a layer of Celite. The filtrate was washed with aq. HCl (2M, 2x1L), brine and dried. Solvent was removed under reduced pressure to give a solid, which was suspended in hexanes-acetone (9:1, v/v, 150 mL) and stirred for 30 minutes. 3,4-difluoro-2-[(2-fluoro-4-iodophenyl)amino] benzoic acid was obtained by  
5 filtration as a white solid (135g, 78%, mp. 195-197°C).

Step 2 - In an oven-dried three-neck, 2 L flask was taken 3,4-difluoro-2-[(2-fluoro-4-iodophenyl)amino] benzoic acid (196.7g, 0.5 moles) and DMF (900 mL). To this stirred solution was added pyridine (44.4 mL, 43.5g, 0.55 moles) at RT,  
10 and then pentafluorophenyl trifluoroacetate (95 mL, 154g, 0.55 moles) was added dropwise within 30 minutes. The mixture was stirred at RT for 20 hours. The mixture was diluted with hexanes-diethyl ether (1:1, v/v, 3L) and washed successively with water (2x2L), 1M HCl (2x2L), saturated NaHCO<sub>3</sub> solution (2x2L) and finally with water (2x2L). The organic layer was dried and  
15 concentrated under reduced pressure to afford 2,3,4,5,6-pentafluorophenyl-3,4-difluoro-2-[(2-fluoro-4-iodophenyl)amino]benzoate as a red oil (92.3%, 258.5g).

Step 3 - To a stirred solution of anhydrous hydrazine (28.61g, 0.89 moles in DCM (2L) was added a solution of 2,3,4,5,6-pentafluorophenyl-3,4-difluoro-2-[(2-fluoro-4-iodophenyl)amino]benzoate (250g, 0.447 moles) in DCM (800mL)  
20 dropwise at 0°C. The mixture was allowed to warm to RT and stirred for 3 hours. The precipitated white solid was collected by filtration, and the filtrate was concentrated to dryness. The solid and the residue were combined and taken into ethyl acetate (4L), washed with water (2x3L), brine (2x3L), dried and  
25 concentrated under reduced pressure to approximately 1.5 L. The precipitated solid was re-dissolved by heating the mixture to boiling temperature. Hexane (1L) was added and the solution was kept at RT overnight. *N*-amino{3,4-difluoro-2-[(2-fluoro-4-iodophenyl)amino]phenyl} carboxamide was obtained as colorless needles (109.5g) as crop I. The mother liquor was concentrated to 1L to give a  
30 second crop as colorless needles (20.2g). Total 129.7g in 71.2% yield, mp. 168-169°C.

-39-

- Step 4 - To a solution of *N*-amino{3,4-difluoro-2-[(2-fluoro-4-iodophenyl)amino]phenyl} carboxamide (50g, 123 mmoles) in DMF (250 mL) was added 1,1'-carbonyldiimidazole (20.91g, 129 mmoles, 1.05 eq). The mixture was stirred at RT for 5 hours, then poured into ethyl acetate (2.5L) and washed with water (2x2.5L), brine (2x2.5 L), dried and evaporated to give 5-[3,4-difluoro-2-(2-fluoro-4-iodo-phenylamino)-phenyl]-3H-[1,3,4]oxadiazol-2-one as a white solid (53.2g). Further crystallization from THF-hexanes gave the pure product as colorless needles in 96% yield, 51g, mp. 224-225°C.
- Step 5 - To a stirring suspension of 5-[3,4-difluoro-2-(2-fluoro-4-iodo-phenylamino)-phenyl]-3H-[1,3,4]oxadiazol-2-one (2.02g, 4.664 mmol) in ethanol (25 mL) was added 2-amino-ethanol (0.84 mL, 13.99 mmol) and heated to reflux (oil bath temperature was set to 100 °C). After reaction refluxed for 16-20 hours, the mixture was allowed to cool and concentrated in vacuo. The afforded residue was dissolved in ethyl acetate and partitioned with sat. NaHCO<sub>3</sub>. Organics were washed twice with brine then collected and dried over Na<sub>2</sub>SO<sub>4</sub>, filtered and concentrated in vacuo. Afforded of 4'-(2-amino-ethanol)-1'-[3,4-difluoro-2-(2-fluoro-4-iodo-phenylamino)]-semicarbazole as a white solid (2.24g, 97.2%).
- Step 6 - To a stirring solution of the product 4'-(2-amino-ethanol)-1'-[3,4-difluoro-2-(2-fluoro-4-iodo-phenylamino)]-semicarbazole (2.23g, 4.512 mmol) in DMF (25 mL) was added imidazole (0.30g, 4.963 mmol) and *tert*-butyldimethylsilylchloride (0.748g, 4.963 mmol). After stirring for 5 hours, the reaction mixture was poured in 25 mL of 1 molar HCl solution and partitioned with ethyl acetate. Organics were washed twice with water and twice with brine. Organics were washed twice with brine then collected and dried over Na<sub>2</sub>SO<sub>4</sub>, filtered and concentrated in vacuo. Column chromatography of the crude material in 2:1 hexanes/ethyl acetate to 1:1 hexanes/ethyl acetate, afforded 4'-(2-(*tert*-butyl-dimethyl-silyloxy)-ethylamine)-1'-[3,4-difluoro-2-(2-fluoro-4-iodo-phenylamino)]-semicarbazole as a white foam/solid (0.93g, 33.9%).

-40-

Step 7 - To a stirring solution of product 4'-(2-(*tert*-butyl-dimethyl-silyloxy)-ethylamine) -1'-[3,4-difluoro-2-(2-fluoro-4-iodo-phenylamino)]-semicarbazole (0.93 g, 1.528 mmol) in dichloromethane (40 mL) was added resin bound triphenylphosphine# (2.68g, 4.584 mmol)\*\*, triethylamine (1.7 mL, 12.22 mmol) and carbon tetrachloride (0.37 mL, 4.584 mmol) and the mixture was heated to reflux (oil bath was set at 46 °C). Reaction was complete after 2.5 hours. The reaction mixture was filtered and the resin was rinsed with 50 mL of 1:1 methanol/dichloromethane. The filtrate was collected and concentrated in vacuo. To the afforded crude material was added ethyl acetate and partitioned with water. Organics were washed several times with water and twice with brine. Organics were collected and dried over Na<sub>2</sub>SO<sub>4</sub>, filtered and concentrated in vacuo which afforded [2-(*tert*-butyl-dimethyl-silyloxy)-ethyl]-{5-[3,4-difluoro-2-(2-fluoro-4-iodo-phenylamino)-phenyl]-[1,3,4]oxadiazol-2-yl}-amine as a yellow foam/solid (0.77g, 85.4%). # triphenylphosphine can also be used, but will then require column chromatography. \*\*2.0 mole equivalence of PS-PPh<sub>3</sub> is sufficient for reaction completion.

Step 8 - To a stirring solution of [2-(*tert*-butyl-dimethyl-silyloxy)-ethyl]-{5-[3,4-difluoro-2-(2-fluoro-4-iodo-phenylamino)-phenyl]-[1,3,4]oxadiazol-2-yl}-amine (0.76 g, 1.287 mmol) in THF (7 mL) at 0°C was added acetic acid (0.074 mL, 1.287 mmol) and *tert*-butylammoniumfluoride (TBAF in THF, 1.0M solution, 1.9 mL, 1.917 mmol) and reaction was allowed to warm to ambient temperature and stirred for 6 hours. The reaction mixture was partitioned between ethyl acetate and water. Organics were washed twice with saturated NaHCO<sub>3</sub> solution and once with 0.5 M HCl solution. Organics were collected and dried over Na<sub>2</sub>SO<sub>4</sub>, filtered and concentrated in vacuo which afforded a white foam. The crude material was crystallized from dichloromethane and the solids were dried in vacuo. To afford 2-{5-[3,4-difluoro-2-(2-fluoro-4-iodo-phenylamino)-phenyl]-[1,3,4]oxadiazol-2-ylamino}-ethanol as yellow crystals (0.409g, 66.7%). m.p.=100-103°C; <sup>1</sup>NMR(400MHz; CD<sub>3</sub>OD) 7.57-7.61 (m, 1H), 7.46 (dd, 1H, J=10.5, 2.0 Hz), 7.36-7.39 (m, 1H), 7.01-7.06 (m, 1H), 6.68-6.74 (m, 1H), 3.71 (t,

-41-

2H, J=5.6 Hz), 3.42 (t, 2H, J=5.6 Hz); MS(APCI+)=477; Anal.calcd/found for  $C_{16}H_{12}F_3IN_4O_2$ : C 40.36/40.10, H 2.54/2.32, N 11.77/11.44, F 11.97/12.19.  
C26CPA1 IC<sub>50</sub> = 0.015 $\mu$ M

5

## EXAMPLE 30

3-{5-[3,4-Difluoro-2-(2-fluoro-4-iodo-phenylamino)-phenyl]-[1,3,4]oxadiazol-2-ylamino}-propan-1-ol

m.p.=154-155°C; <sup>1</sup>NMR(400MHz; CD<sub>3</sub>OD) 7.57-7.62 (m, 1H), 7.47 (dd, 1H, J=10.7, 2.0 Hz), 7.37-7.39 (m, 1H), 7.00-7.07 (m, 1H), 6.69-6.74 (m, 1H), 3.64 (t, 10 2H, J=6.1 Hz), 3.41 (t, 2H, J=6.8 Hz), 1.84 (quint, 2H, J=6.6 Hz);  
MS(APCI+)=491; Anal.calcd/found for  $C_{17}H_{14}F_3IN_4O_2$ : C 41.57/41.67, H 3.08/2.81, N 11.41/11.31.  
C26CPA1 IC<sub>50</sub> = 0.028 $\mu$ M

15

## EXAMPLE 31

4-{5-[3,4-Difluoro-2-(2-fluoro-4-iodo-phenylamino)-phenyl]-[1,3,4]oxadiazol-2-ylamino}-butan-1-ol

m.p.=82-83°C; <sup>1</sup>NMR(400MHz; CD<sub>3</sub>OD) 7.57-7.61 (m, 1H), 7.47 (dd, 1H, J=10.5, 2.0), 7.36-7.39 (m, 1H), 7.00-7.07 (m, 1H), 3.56 (t, 2H, J=6.4 Hz), 3.31- 20 3.34 (m, 2H), 1.56-1.74 (m, 4H); MS(APCI+)=505; Anal.calcd/found for  $C_{18}H_{16}F_3IN_4O_2$  with 0.27 moles residual CH<sub>2</sub>Cl<sub>2</sub>: C 41.62/41.24, H 3.16/3.00, N 10.63/10.39, F 10.81/10.71.  
C26CPA1 IC<sub>50</sub> = 0.012  $\mu$ M

25

## EXAMPLE 32

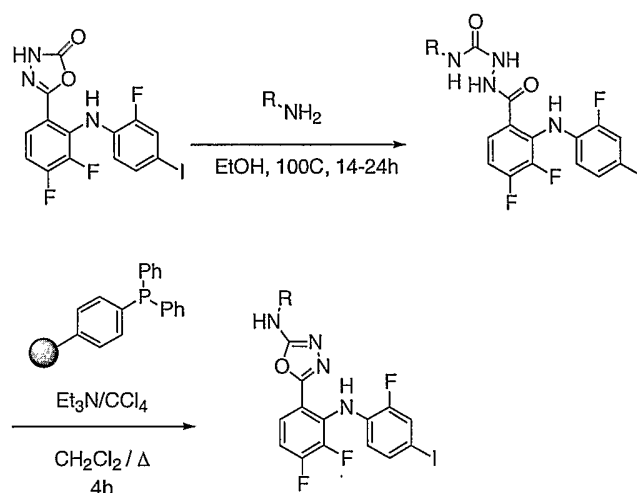
5-{5-[3,4-Difluoro-2-(2-fluoro-4-iodo-phenylamino)-phenyl]-[1,3,4]oxadiazol-2-ylamino}-pentan-1-ol

m.p.=119-121°C; <sup>1</sup>NMR(400MHz; CD<sub>3</sub>OD) 7.56-7.60 (m, 1H), 7.47 (dd, 1H, J=10.5, 2.0 Hz), 7.37-7.48 (m, 1H), 7.00-7.06 (m, 1H), 6.68-6.74 (m, 1H), 3.54 (t, 30 2H, J=6.4 Hz), 3.31-3.32 (m, 2H), 1.62-1.69 (m, 2H), 1.53-1.60 (m, 2H), 1.40-1.48 (m, 2H); MS(APCI+)=519; Anal.calcd/found for  $C_{19}H_{18}F_3IN_4O_2$ : C 44.03/44.23, H 3.50/3.36, N 10.81/10.61, F 11.00/11.28.

-42-

C26CPA1 IC<sub>50</sub> = 0.120 μM

Procedure for the synthesis of Examples 33-66



5

Examples 33-66 were prepared utilizing combinatorial synthetic methods as detailed below, by the combination of the respective amine with 3H-oxadiazol-2-one as prepared above.

10 General Procedure:

Step A: 5-[3,4-difluoro-2-(2-fluoro-4-iodo-phenylamino)-phenyl]-3H-[1,3,4]oxadiazol-2-one (0.022g, 0.05 mmole) was dispensed into each 2 dram vial as a solution in THF and solvent evaporated. Ethanol (2mL) is added followed by the appropriate amine (0.10 mmol). The vials were sealed with teflon caps and allowed to shake on an orbital shaker at 100°C for 14-24 hours. The reaction mixtures were then concentrated.

Step B: To each of the vials containing the product from Step A was added dichloromethane (2mL), triphenylphosphine resin (0.087g, 0.15 mmol, 1.73mmol/g, Argonaut Technologies), triethylamine (0.056 mL, 0.40 mmol) and carbon tetrachloride (0.012 mL, 0.15 mmol). Each vial was sealed with a teflon-

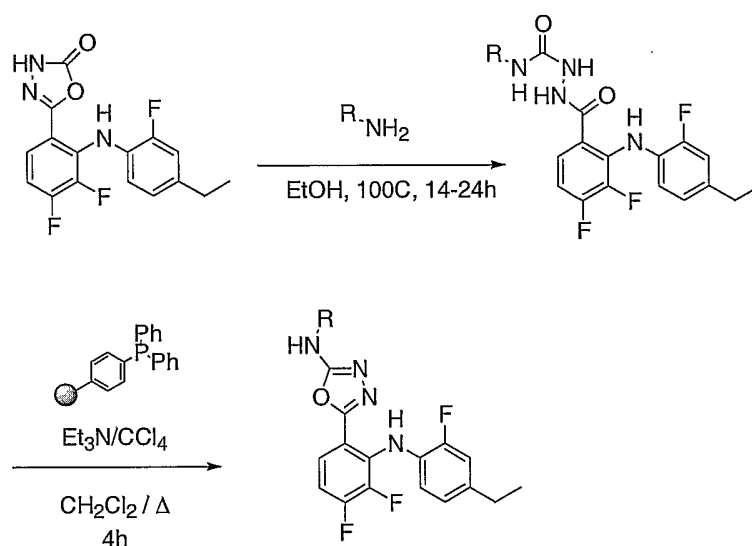
20

-43-

coated cap and shaken at 45°C for 4 hours. The reactions were filtered through a SPEC 3A disc filter, washed with 2 mL of dichloromethane and concentrated.

Purification was performed via HPLC using a YMC 30x100 mm ODS-A (C18) 5 micron column. Solvent system consisted of acetonitrile with 3% 1-propanol (A) and water with 3% 1-propanol (B) with a flow rate of 30 mL/min. Mobile phase was 20%A, 80%B from 0-1 minute, 20%A, 80%B to 100% A from 1-5.5 minutes, followed by 100% A from 5.5-10.0 minutes. The desired fractions were collected and dried in vacuo. Afforded the desired 5-[3,4-difluoro-2-(2-fluoro-4-iodo-phenylamino)-phenyl]-[1,3,4]oxadiazole-2-substituted amine.

10



## EXAMPLE 33

{5-[3,4-Difluoro-2-(2-fluoro-4-iodo-phenylamino)-phenyl]-[1,3,4]oxadiazol-2-yl}-(2-methoxy-ethyl)-amine

15

MS(APCI<sup>+</sup>)=491. C26CPA1 % Inhibition @ 1μM = 57.7%. C26CPA1 % Inhibition @ 0.1μM = 0%

## EXAMPLE 34

{5-[3,4-Difluoro-2-(2-fluoro-4-iodo-phenylamino)-phenyl]-[1,3,4]oxadiazol-2-yl}-(2-phenoxy-ethyl)-amine

20

MS(APCI<sup>+</sup>)=553  
C26CPA1 % Inhibition @ 1μM = 69%

-44-

C26CPA1 % Inhibition @ 0.1 $\mu$ M = 0%

## EXAMPLE 35

5 {5-[3,4-Difluoro-2-(2-fluoro-4-iodo-phenylamino)-phenyl]-[1,3,4]oxadiazol-2-yl}-(2-pyridin-4-yl-ethyl)-amine

MS(APCI+)=538

C26CPA1 % Inhibition @ 1 $\mu$ M = 74.9%C26CPA1 % Inhibition @ 0.1 $\mu$ M = 0%

10

## EXAMPLE 36

Butyl-{5-[3,4-difluoro-2-(2-fluoro-4-iodo-phenylamino)-phenyl]-[1,3,4]oxadiazol-2-yl}-amine

MS(APCI+)=489

C26CPA1 % Inhibition @ 1 $\mu$ M = 67%

15

C26CPA1 % Inhibition @ 0.1 $\mu$ M = 23.8%

## EXAMPLE 37

{5-[3,4-Difluoro-2-(2-fluoro-4-iodo-phenylamino)-phenyl]-[1,3,4]oxadiazol-2-yl}-(5-methyl-furan-2-ylmethyl)-amine

20

MS(APCI+)=527

C26CPA1 % Inhibition @ 1 $\mu$ M = 87.2%C26CPA1 % Inhibition @ 0.1 $\mu$ M = 18.4%

## EXAMPLE 38

25

{5-[3,4-Difluoro-2-(2-fluoro-4-iodo-phenylamino)-phenyl]-[1,3,4]oxadiazol-2-yl}-(2-thiophen-2-yl-ethyl)-amine

MS(APCI+)=543

C26CPA1 % Inhibition @ 1 $\mu$ M = 65.1%C26CPA1 % Inhibition @ 0.1 $\mu$ M = 0%

-45-

## EXAMPLE 39

{5-[3,4-Difluoro-2-(2-fluoro-4-iodo-phenylamino)-phenyl]-[1,3,4]oxadiazol-2-yl}-[2-(3-methoxy-phenyl)-ethyl]-amine

5 MS(APCI+)=567

C26CPA1 % Inhibition @ 1 $\mu$ M = 40.2%

C26CPA1 % Inhibition @ 0.1 $\mu$ M = 0%

## EXAMPLE 40

10 {5-[3,4-Difluoro-2-(2-fluoro-4-iodo-phenylamino)-phenyl]-[1,3,4]oxadiazol-2-yl}-[2-(3,4-dimethoxy-phenyl)-ethyl]-amine

MS(APCI+)=597

C26CPA1 % Inhibition @ 1 $\mu$ M = 26.2%

C26CPA1 % Inhibition @ 0.1 $\mu$ M = 0%

15

## EXAMPLE 41

{5-[3,4-Difluoro-2-(2-fluoro-4-iodo-phenylamino)-phenyl]-[1,3,4]oxadiazol-2-yl}-[2-(2,5-dimethoxy-phenyl)-ethyl]-amine

MS(APCI+)=597

20 C26CPA1 % Inhibition @ 1 $\mu$ M = 29.8%

C26CPA1 % Inhibition @ 0.1 $\mu$ M = 0%

## EXAMPLE 42

25 {5-[3,4-Difluoro-2-(2-fluoro-4-iodo-phenylamino)-phenyl]-[1,3,4]oxadiazol-2-yl}-[2-(3,4-dimethoxy-phenyl)-ethyl]-methyl-amine

MS(APCI+)=611

C26CPA1 % Inhibition @ 1 $\mu$ M = 10%

C26CPA1 % Inhibition @ 0.1 $\mu$ M = 8.3%

30

## EXAMPLE 43

{5-[3,4-Difluoro-2-(2-fluoro-4-iodo-phenylamino)-phenyl]-[1,3,4]oxadiazol-2-yl}-methyl-(2-pyridin-4-yl-ethyl)-amine

-46-

MS(APCI+)=552

C26CPA1 % Inhibition @ 1 $\mu$ M = 31.7%C26CPA1 % Inhibition @ 0.1 $\mu$ M = 26.6%

5

## EXAMPLE 44

{5-[3,4-Difluoro-2-(2-fluoro-4-iodo-phenylamino)-phenyl]-[1,3,4]oxadiazol-2-yl}-methyl-(2-pyridin-2-yl-ethyl)-amine

MS(APCI+)=552

C26CPA1 % Inhibition @ 1 $\mu$ M = 19%

10

C26CPA1 % Inhibition @ 0.1 $\mu$ M = 5.2%

## EXAMPLE 45

{5-[3,4-Difluoro-2-(2-fluoro-4-iodo-phenylamino)-phenyl]-[1,3,4]oxadiazol-2-yl}-propyl-amine

15

MS(APCI+)=475

C26CPA1 % Inhibition @ 1 $\mu$ M = 31.4%C26CPA1 % Inhibition @ 0.1 $\mu$ M = 3.1%

## EXAMPLE 46

20

sec-Butyl-{5-[3,4-difluoro-2-(2-fluoro-4-iodo-phenylamino)-phenyl]-[1,3,4]oxadiazol-2-yl}-amine

MS(APCI+)=489

C26CPA1 % Inhibition @ 1 $\mu$ M = 31.6%C26CPA1 % Inhibition @ 0.1 $\mu$ M = 31.2%

25

## EXAMPLE 47

{5-[3,4-Difluoro-2-(2-fluoro-4-iodo-phenylamino)-phenyl]-[1,3,4]oxadiazol-2-yl}-(2,2-dimethyl-propyl)-amine

MS(APCI+)=503

30

C26CPA1 % Inhibition @ 1 $\mu$ M = 43.2%C26CPA1 % Inhibition @ 0.1 $\mu$ M = 18.9%

-47-

## EXAMPLE 48

{5-[3,4-Difluoro-2-(2-fluoro-4-iodo-phenylamino)-phenyl]-[1,3,4]oxadiazol-2-yl}-isobutyl-amine

5 MS(APCI+)=489

C26CPA1 % Inhibition @ 1 $\mu$ M = 66.9%

C26CPA1 % Inhibition @ 0.1 $\mu$ M = 31.7%

## EXAMPLE 49

10 {5-[3,4-Difluoro-2-(2-fluoro-4-iodo-phenylamino)-phenyl]-[1,3,4]oxadiazol-2-yl}-(1,2,2-trimethyl-propyl)-amine

MS(APCI+)=517

C26CPA1 % Inhibition @ 1 $\mu$ M = 0%

C26CPA1 % Inhibition @ 0.1 $\mu$ M = 0%

15

## EXAMPLE 50

{5-[3,4-Difluoro-2-(2-fluoro-4-iodo-phenylamino)-phenyl]-[1,3,4]oxadiazol-2-yl}-(2-methyl-butyl)-amine

MS(APCI+)=503

20 C26CPA1 % Inhibition @ 1 $\mu$ M = 15.2%

C26CPA1 % Inhibition @ 0.1 $\mu$ M = 0%

## EXAMPLE 51

Bicyclo[2.2.1]hept-2-yl-{5-[3,4-difluoro-2-(2-fluoro-4-iodo-phenylamino)-phenyl]-[1,3,4]oxadiazol-2-yl}-amine

25

MS(APCI+)=527

C26CPA1 % Inhibition @ 1 $\mu$ M = 96%

C26CPA1 % Inhibition @ 0.1 $\mu$ M = 13.1%

30

## EXAMPLE 52

{5-[3,4-Difluoro-2-(2-fluoro-4-iodo-phenylamino)-phenyl]-[1,3,4]oxadiazol-2-yl}-[2-(1-methyl-1H-pyrrol-2-yl)-ethyl]-amine

-48-

MS(APCI+)=540

C26CPA1 IC<sub>50</sub> = 0.086μM

## EXAMPLE 53

5 {5-[3,4-Difluoro-2-(2-fluoro-4-iodo-phenylamino)-phenyl]-[1,3,4]oxadiazol-2-yl}-[2-(1-methyl-1H-imidazol-4-yl)-ethyl]-amine

MS(APCI+)=541

C26CPA1 IC<sub>50</sub> = 0.230μM

10

## EXAMPLE 54

{2,3-Difluoro-6-[5-(2-pyrrolidin-1-ylmethyl-pyrrolidin-1-yl)-[1,3,4]oxadiazol-2-yl]-phenyl}-(2-fluoro-4-iodo-phenyl)-amine

MS(APCI+)=570

C26CPA1 % Inhibition @ 1μM = 30.8%

15

C26CPA1 % Inhibition @ 0.1μM = 21.7%

## EXAMPLE 55

{5-[3,4-Difluoro-2-(2-fluoro-4-iodo-phenylamino)-phenyl]-[1,3,4]oxadiazol-2-yl}-(2-methoxy-1-methyl-ethyl)-amine

20

MS(APCI+)=505

C26CPA1 % Inhibition @ 1μM = 25.2%

C26CPA1 % Inhibition @ 0.1μM = 23.9%

## EXAMPLE 56

25 {5-[3,4-Difluoro-2-(2-fluoro-4-iodo-phenylamino)-phenyl]-[1,3,4]oxadiazol-2-yl}-(3-ethoxy-propyl)-amine

MS(APCI+)=519

C26CPA1 IC<sub>50</sub> = 0.044μM

30

## EXAMPLE 57

3-{5-[3,4-Difluoro-2-(2-fluoro-4-iodo-phenylamino)-phenyl]-[1,3,4]oxadiazol-2-ylamino}-dihydro-furan-2-one

-49-

MS(APCI+)=517

C26CPA1 % Inhibition @ 1 $\mu$ M = 51.8%C26CPA1 % Inhibition @ 0.1 $\mu$ M = 31.3%

5

## EXAMPLE 58

3-{5-[3,4-Difluoro-2-(2-fluoro-4-iodo-phenylamino)-phenyl]-[1,3,4]oxadiazol-2-ylamino}-propionic acid ethyl ester

MS(APCI+)=533

C26CPA1 % Inhibition @ 1 $\mu$ M = 17.8%

10

C26CPA1 % Inhibition @ 0.1 $\mu$ M = 0%

## EXAMPLE 59

{5-[3,4-Difluoro-2-(2-fluoro-4-iodo-phenylamino)-phenyl]-[1,3,4]oxadiazol-2-yl}-[2-(2,6-dimethyl-phenoxy)-1-methyl-ethyl]-amine

15

MS(APCI+)=595

C26CPA1 % Inhibition @ 1 $\mu$ M = 0%C26CPA1 % Inhibition @ 0.1 $\mu$ M = 0%

## EXAMPLE 60

20

(1-{5-[3,4-Difluoro-2-(2-fluoro-4-iodo-phenylamino)-phenyl]-[1,3,4]oxadiazol-2-yl}-pyrrolidin-3-yl)-diethyl-amine

MS(APCI+)=558

C26CPA1 % Inhibition @ 1 $\mu$ M = 68%C26CPA1 % Inhibition @ 0.1 $\mu$ M = 8.2%

25

## EXAMPLE 61

{2,3-Difluoro-6-[5-(4-methyl-[1,4]diazepan-1-yl)-[1,3,4]oxadiazol-2-yl]-phenyl}-  
(2-fluoro-4-iodo-phenyl)-amine

MS(APCI+)=530

30

C26CPA1 IC<sub>50</sub> = 0.850 $\mu$ M

-50-

## EXAMPLE 62

{5-[3,4-Difluoro-2-(2-fluoro-4-iodo-phenylamino)-phenyl]-[1,3,4]oxadiazol-2-yl}-[2-(1-methyl-pyrrolidin-2-yl)-ethyl]-amine

5 MS(APCI+)=544

C26CPA1 % Inhibition @ 1 $\mu$ M = 98.5%C26CPA1 % Inhibition @ 0.1 $\mu$ M = 53.7%

## EXAMPLE 63

10 

{5-[3,4-Difluoro-2-(2-fluoro-4-iodo-phenylamino)-phenyl]-[1,3,4]oxadiazol-2-yl}-(4-pyrrolidin-1-yl-butyl)-amine

MS(APCI+)=558

C26CPA1 IC<sub>50</sub> = 0.023 $\mu$ MC26CPA1 % Inhibition @ 0.1 $\mu$ M = %

15

## EXAMPLE 64

N\*4\*-{5-[3,4-Difluoro-2-(2-fluoro-4-iodo-phenylamino)-phenyl]-[1,3,4]oxadiazol-2-yl}-N\*1\*,N\*1\*-diethyl-pentane-1,4-diamine

MS(APCI+)=574

20 C26CPA1 % Inhibition @ 1 $\mu$ M = 18.2%C26CPA1 % Inhibition @ 0.1 $\mu$ M = 0%

## EXAMPLE 65

25 

{5-[3,4-Difluoro-2-(2-fluoro-4-iodo-phenylamino)-phenyl]-[1,3,4]oxadiazol-2-yl}-(tetrahydro-furan-2-ylmethyl)-amine

MS(APCI+)=517

C26CPA1 % Inhibition @ 1 $\mu$ M = 12.7%C26CPA1 % Inhibition @ 0.1 $\mu$ M = 0%

30

## EXAMPLE 66

{5-[3,4-Difluoro-2-(2-fluoro-4-iodo-phenylamino)-phenyl]-[1,3,4]oxadiazol-2-yl}-bis-(2-methoxy-ethyl)-amine

-51-

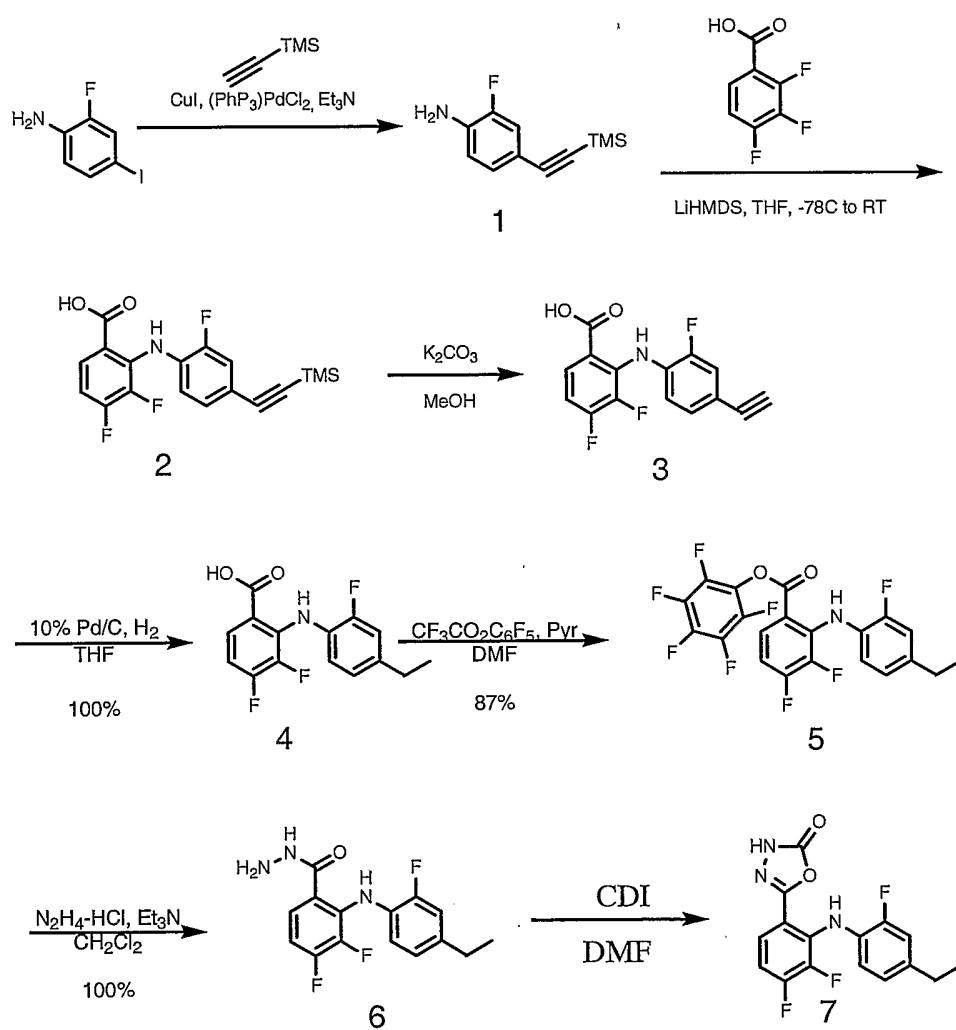
MS(APCI+)=549

C26CPA1 % Inhibition @ 1 $\mu$ M = 12.5%C26CPA1 % Inhibition @ 0.1 $\mu$ M = 0%

5

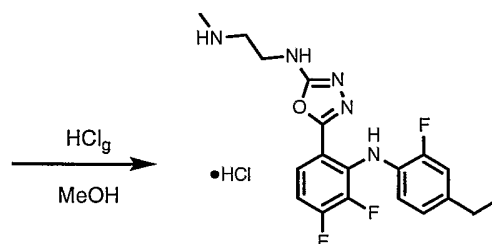
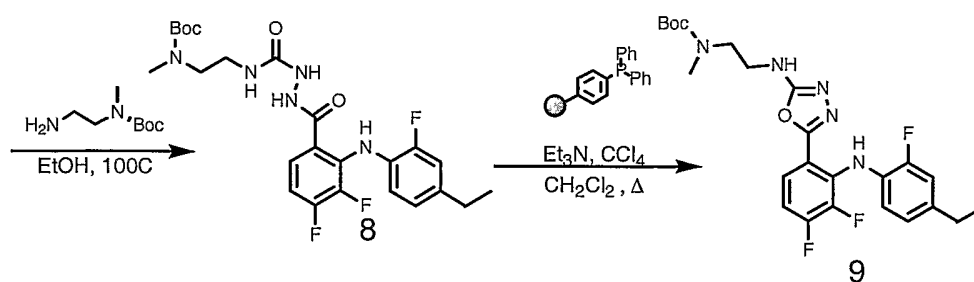
## EXAMPLE 67

N-{5-[2-(4-Ethyl-2-fluoro-phenylamino)-3,4-difluoro-phenyl]-[1,3,4]oxadiazol-2-yl}-N'-methyl-ethane-1,2-diamine



10

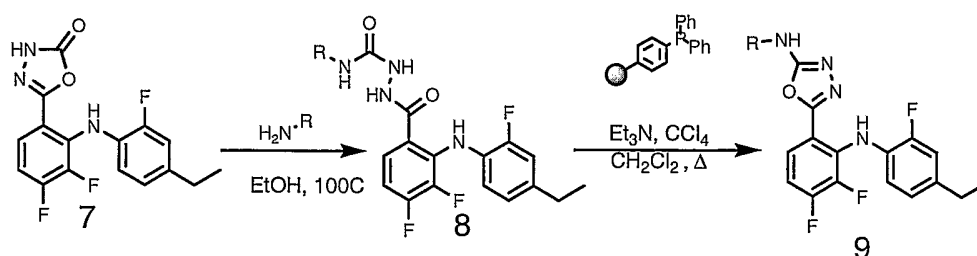
-52-



5 m.p.=154-157°C; <sup>1</sup>NMR(400MHz;CD<sub>3</sub>OD) 7.57-7.61 (m, 1H), 6.87-6.99 (m, 4H), 3.68 (t, 2H, J=5.9 Hz), 3.3 (2H, under CD<sub>3</sub>OD), 2.74 (s, 3H), 2.61 (q, 2H, J=7.6 Hz), 1.21 (t, 3H, J=7.6 Hz); MS(APCI+)=392; Anal.calcd/found for C<sub>19</sub>H<sub>20</sub>F<sub>3</sub>IN<sub>5</sub>O<sub>1</sub> with 2.29 moles of HCl: C 48.05/47.66, H 4.73/4.93, N 14.75/14.55, F 12.00/11.99.

10 C26CPA1 IC<sub>50</sub> = 0.0160 μM

An alternative 4' ethyl oxadiazole synthesis comprises utilizing the steps outlined above, with the use of an unprotected primary amine in the synthesis of compound **8**, as depicted below:



15

-53-

## EXAMPLE 68

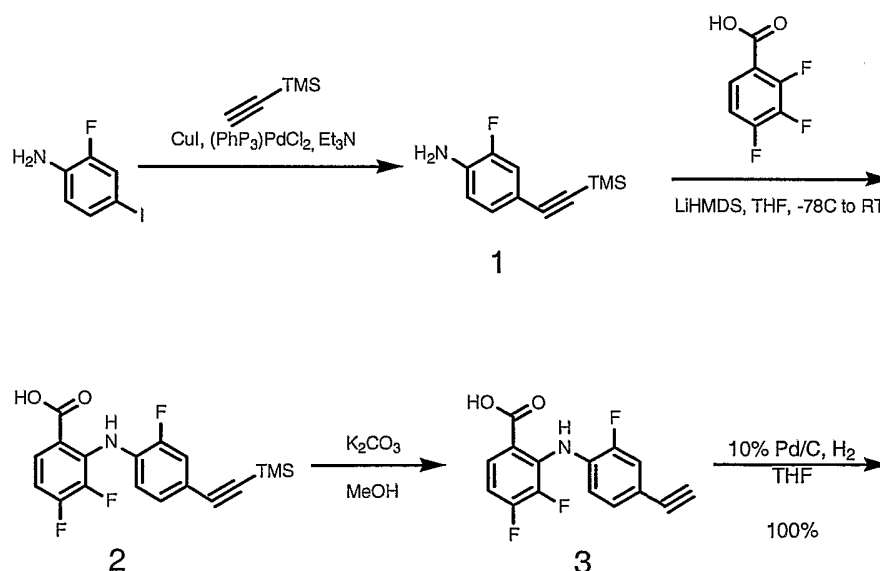
{5-[2-(4-Ethyl-2-fluoro-phenylamino)-3,4-difluoro-phenyl]-[1,3,4]oxadiazol-2-yl}-(2-morpholin-4-yl-ethyl)-amine

m.p.=233-238°C; <sup>1</sup>NMR(400MHz;DMSO-d<sub>6</sub>) 10.86 (bs, 1H), 8.83 (bs, 1H), 8.33 (t, 1H, J= 5.9 Hz), 7.52-7.56 (m, 1H), 7.15 (dd, 1H, J=16.6, 9.3 Hz), 7.07-7.10 (m, 1H), 6.91-6.98 (m, 2H), 3.91-3.94 (m, 2H), 3.73-3.79 (m, 2H), 3.64-3.69 (m, 2H), 3.46-3.49 (m, 2H), 3.32-3.37 (m, 2H), 3.07-3.10 (m, 2H), 2.54 (q, 2H, J=7.6 Hz), 1.13 (t, 3H, J=7.6 Hz); MS(APCI+)=448; Anal.calcd/found for C<sub>19</sub>H<sub>20</sub>F<sub>3</sub>IN<sub>5</sub>O<sub>1</sub> with 2.06 moles of HCl: C 50.57/50.20, H 5.03/4.91, N 13.40/13.06, F 10.91/10.91.  
C26CPA1 IC<sub>50</sub> = 0.050 μM

## EXAMPLE 69

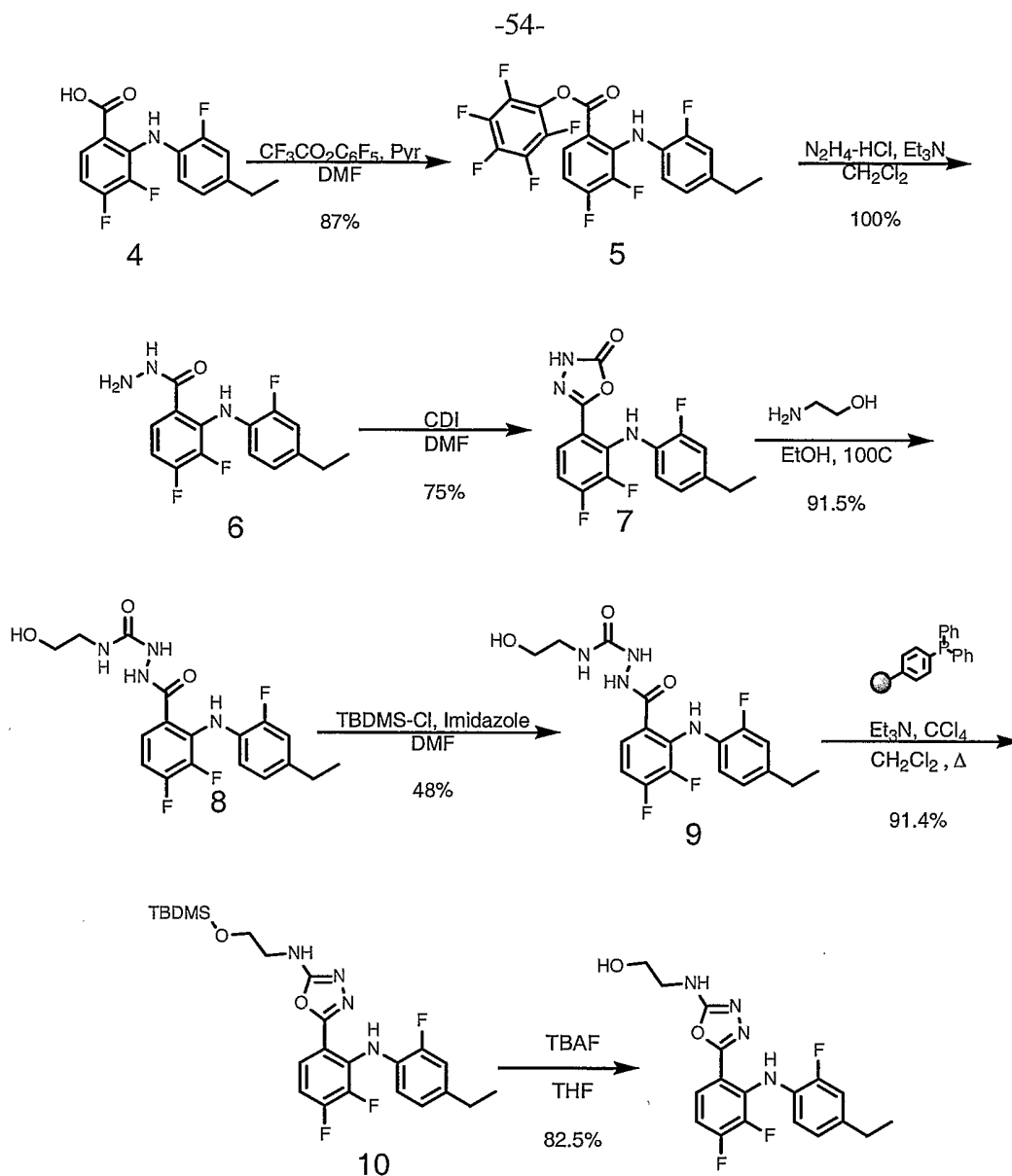
2-{5-[2-(4-Ethyl-2-fluoro-phenylamino)-3,4-difluoro-phenyl]-[1,3,4]oxadiazol-2-ylamino}-ethanol

The title compound is synthesized as described below:



20

-54-



5

Step 1 - 2-Fluoro-4-iodoaniline (5.00g, 21.1 mmol.),  $\text{CuI}$  (90 mg, 0.42 mmol) and  $(\text{Ph}_3\text{P})_2\text{PdCl}_2$  (300 mg, 0.42 mmol) were weighed into a flask which was sealed and flushed with nitrogen. A solution of TMS-acetylene (2.28g, 23.2 mmol) in TEA (20 mL) was added, then the entire mixture stirred 15 hours at RT. The reaction mixture was diluted with diethyl ether (200 mL), filtered through Celite, then all solvents removed under reduced pressure. The resulting dark brown oil was purified by filtration through a plug of silica (5% EtOAc/hexanes) to afford 2-fluoro-4-[(trimethylsilyl)ethynyl]aniline as a pale brown oil which rapidly solidified to give a crystalline solid (3.85g, 88%); mp (EtOAc/hexanes)  $45\text{-}47^\circ\text{C}$ .

10

-55-

Step 2 - A mixture of 2-fluoro-4[(trimethylsilyl)ethynyl]aniline (3.85g, 18.6 mmol) and 2,3,4-trifluorobenzoic acid (3.27g, 18.6 mmol) was dissolved in dry THF (25 mL). The flask was fitted with a pressure-equilizing dropping funnel and the entire apparatus evacuated and flushed with nitrogen. The solution was then cooled to -78°C and a solution of 1.06M LiHMDS (52.64 mL, 55.8 mmol) was added dropwise from the dropping funnel. Following this addition, the reaction mixture was allowed to warm to room temperature and stirred for a further 15 hours. The reaction solvent was removed under reduced pressure and the resulting residue partitioned between 1 M HCl (100 mL) and EtOAc (2x100mL). The combined EtOAc fractions were then washed with water (100 mL) and brine (100 mL), dried over Na<sub>2</sub>SO<sub>4</sub>, and the EtOAc removed under reduced pressure to afford a crude product which was purified by chromatography on flash silica (10% EtOAc/hexanes), affording 3,4-difluoro-2-{[2-fluoro-4(trimethylsilylethynyl)phenyl]amino}benzoic acid as a pale yellow solid (3.99g, 59%); m.; (EtoAc/hexanes) 164-167°C.

Step 3 - 3,4-difluoro-2-{[2-fluoro-4(trimethylsilylethynyl)phenyl]amino}benzoic acid (3.99g, 11.0 mmol) was dissolved in methanol (200 mL) to which was added K<sub>2</sub>CO<sub>3</sub> (3.03g, 22.0 mmol). This mixture was stirred at RT for 15 hours, then the reaction solvent removed under reduced pressure. The resulting residue was dissolved in water (50 mL), to which was added 1 M HCl until the pH=4. The resulting pale brown precipitate was collected by filtration and dried to afford 3,4-difluoro[(4-ethynyl-2-fluorophenyl)amino]benzoic acid (3.17g, 99%); m.p. (EtoAc/hexanes) 160-162°C.

Step 4 - To an Ace Glass pressure reaction vessel was added 2-(4-ethynyl-2-fluoro-phenylamino)-3,4-difluoro-benzoic acid (13.40 g, 46.01mmol), 0.50 g of 10% Palladium (dry, unreduced) on Carbon and 100 mL tetrahydrofuran. The vessel was placed on a Parr shaking apparatus. The vessel was flushed three times with nitrogen followed by flushing five times with hydrogen. Following the flushing sequence the vessel was then pressurized to 50 psi with hydrogen. The

-56-

reaction was then shaken for 18.8 hours then checked for completeness. Upon notification of the reaction being complete it was then filtered through a medium fritted filter funnel and returned to the chemist. The reaction mixture was concentrated in vacuo and the affording yellow-orange oil was partitioned  
5 between ethyl acetate and 0.1 M HCl aqueous solution. Organics were washed several times with 0.1 M HCl and twice with brine then collected, dried over Na<sub>2</sub>SO<sub>4</sub>, filtered and concentrated in vacuo to afford 2-(4-ethyl-2-fluoro-phenylamino)-3,4-difluoro-benzoic acid as a yellow solid (13.92g, >100% yield due to remaining solvent).

10

Step 5 - To a stirring solution of 2-(4-ethyl-2-fluoro-phenylamino)-3,4-difluoro-benzoic acid (3.06g, 10.36 mmol) in DMF (25 mL) is added pyridine (0.92 mL, 11.40 mmol) and pentafluorophenyltrifluoro acetate (1.96 mL, 11.40 mmol) and allowed to stir at ambient temperature. After stirring for two hours, the reaction  
15 mixture was partitioned between ethyl acetate and water. The organic layer was washed with saturated NaHCO<sub>3</sub>, twice with 1.0 M HCl solution and twice with brine. Organics were collected, dried over Na<sub>2</sub>SO<sub>4</sub>, filtered and concentrated in vacuo. The afforded orange oil was filtered through a plug of silica gel in 4:1 hexanes/ethyl acetate affording 2-(4-ethyl-2-fluoro-phenylamino)-3,4-difluoro-benzoic acid pentafluorophenyl ester **5** as an orange oil (4.17g, 87.3%).

20

Step 6 - To a stirring solution of hydrazine hydrochloride (0.68g, 9.87 mmol) in dichloromethane (50 mL) was added triethylamine (2.63 mL, 18.84 mmol) and allowed to stir for 30 minutes. 2-(4-ethyl-2-fluoro-phenylamino)-3,4-difluoro-benzoic acid pentafluorophenyl ester (4.14g, 8.79 mmol) was added and the  
25 mixture was allowed to stir an additional 5 hours. The reaction mixture was partitioned between dichloromethane and water. Organics were washed twice with water, twice with brine, twice with saturated NaHCO<sub>3</sub> and a final wash with brine. Organics were collected, dried over Na<sub>2</sub>SO<sub>4</sub>, filtered and concentrated in vacuo. Afforded 2-(4-Ethyl-2-fluoro-phenylamino)-3,4-difluoro-benzoic acid hydrazide **6** (3.07g, >100% yield due to solvents remaining) as a yellow solid.

30

-57-

- Step 7 - To a stirring solution of 2-(4-Ethyl-2-fluoro-phenylamino)-3,4-difluoro-benzoic acid hydrazide (2.88g, 9.137 mmol) in DMF (40 mL) was added carbonyldiimidazole (1.58g, 9.783 mmol) and allowed to stir at ambient temperature. After 3 hours the reaction was partitioned between ethyl acetate and water. Organics were washed twice with water and twice with brine. Organics were collected, dried over Na<sub>2</sub>SO<sub>4</sub>, filtered and concentrated in vacuo. Afforded 5-[2-(4-ethyl-2-fluoro-phenylamino)-3,4-difluoro-phenyl]-3H-[1,3,4]oxadiazol-2-one (2.34g, 74.9%) as a light yellow solid.
- Step 8 - To a stirring solution of 5-[2-(4-ethyl-2-fluoro-phenylamino)-3,4-difluoro-phenyl]-3H-[1,3,4]oxadiazol-2-one (0.503g, 1.500 mmol) in ethanol (10 mL) was added ethanolamine (0.27 mL, 4.500 mmol) and heated to 100°C. After refluxing for 16 hours, the reaction mixture was partitioned between ethyl acetate and water. Organics were washed twice with saturated NaHCO<sub>3</sub> and twice with brine. Organics were collected, dried over Na<sub>2</sub>SO<sub>4</sub>, filtered and concentrated in vacuo to afford 4'-(2-amino-ethanol)-1'-[3,4-difluoro-2-(2-fluoro-4-ethyl-phenylamino)]-semicarbazole **8** as a light yellow solid (0.54g, 91.5%).
- Step 9 - To a stirring solution of 4'-(2-amino-ethanol)-1'-[3,4-difluoro-2-(2-fluoro-4-ethyl-phenylamino)]-semicarbazole (0.54g, 1.362 mmol) in DMF (10 mL) was added imidazole (0.090g, 1.499 mmol) and *tert*-butyldimethylsilyl chloride (0.230g, 1.499 mmol) and allowed to stir at ambient temperature. After stirring for three hours, the reaction mixture was partitioned between ethyl acetate and water. Organics were washed twice with 0.1 M HCl solution, twice with water and twice with brine. Organics were collected, dried over Na<sub>2</sub>SO<sub>4</sub>, filtered and concentrated in vacuo to afford a yellow glass (0.61g). The yellow glass was purified via silica column chromatography in 2:1 hexanes/ethyl acetate to 1:1 hexanes/ethyl acetate to afford 4'-(2-(*tert*-butyl-dimethyl-silyloxy)-ethylamine)-1'-[3,4-difluoro-2-(2-fluoro-4-ethyl-phenylamino)]-semicarbazole **9** (0.334g, 48.1%) as a white foam.

-58-

Step 10 - To a stirring solution of 4'-(2-(*tert*-butyl-dimethyl-silyloxy)-ethylamine) -1'-[3,4-difluoro-2-(2-fluoro-4-ethyl-phenylamino)]-semicarbazole (0.33g, 0.65 mmol) in dichloromethane (15 mL) was added resin bound triphenylphosphine (0.82g, 1.29 mmol), triethylamine (0.72 mL, 5.17 mmol), and carbontetrachloride (0.16 mL, 1.94 mmol) and heated to reflux (oil bath temperature was set to 46°C). After refluxing for three hours the reaction was filtered and the resin was rinsed several times with 5% methanol in dichloromethane. The filtrate was collected and concentrated in vacuo. The affording residue was partitioned between ethyl acetate and water. Organics were washed twice with water and twice with brine. Organics were collected, dried over Na<sub>2</sub>SO<sub>4</sub>, filtered and concentrated in vacuo to afford [2-(*tert*-butyl-dimethyl-silyloxy)-ethyl]-{5-[2-(4ethyl-2-fluoro-phenylamino)-3,4-difluoro-phenyl]-[1,3,4]oxadiazol-2-yl}-amine **10** as a yellow foam (0.288g, 90.4 %).

Step 11 - To a stirring solution of [2-(*tert*-butyl-dimethyl-silyloxy)-ethyl]-{5-[2-(4ethyl-2-fluoro-phenylamino)-3,4-difluoro-phenyl]-[1,3,4]oxadiazol-2-yl}-amine (0.28g, 0.57 mmol) in tetrahydrofuran at 0°C was added acetic acid (0.033 mL, 0.57 mmol) and tetrabutylammonium fluoride solution in THF (1.0 M, 0.85 ml, 0.85 mmol). The ice bath was removed and the reaction was allowed to warm to ambient temperature and stirred for 4 hours. The reaction mixture was partitioned between ethyl acetate and water and the organic layer was washed twice with saturated NaHCO<sub>3</sub> and once with 1.0 M HCl solution. Organics were washed twice with brine then collected, dried over Na<sub>2</sub>SO<sub>4</sub>, filtered and concentrated in vacuo. The affording yellow foam was crystallized from dichloromethane and hexanes to afford 2-{5-[2-(4-ethyl-2-fluoro-phenylamino)-3,4-difluoro-phenyl]-[1,3,4]oxadiazol-2-ylamino}-ethanol (0.177g, 82.5%) as a white solid. m.p.=100-103°C; <sup>1</sup>NMR(400MHz; CD<sub>3</sub>OD) 7.55-7.59 (m, 1H), 6.87-6.98 (m, 4H), 3.71 (t, 2H, J=5.6 Hz), 3.42 (t, 2H, J=5.6 Hz), 2.61 (q, 2H, J=7.8 Hz), 1.21 (t, 3H, J=7.8 Hz); MS(APCI+)=379; Anal.calcd/found for C<sub>18</sub>H<sub>17</sub>F<sub>3</sub>N<sub>4</sub>O<sub>2</sub>: C 57.14/56.97, H 4.53/4.43, N 14.81/14.59, F 15.06/14.70. C26CPA1 IC<sub>50</sub> = 0.100 μM

-59-

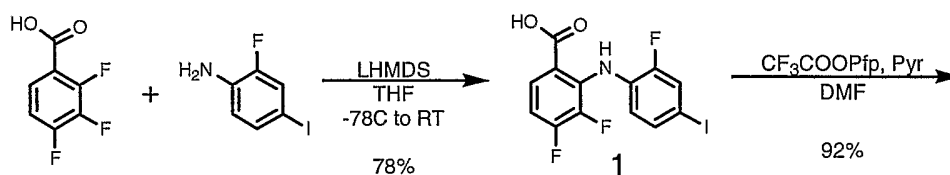
## EXAMPLE 70

Allyl-{5-[2-(4-ethyl-2-fluoro-phenylamino)-3,4-difluoro-phenyl]-[1,3,4]oxadiazol-2-yl}-amine

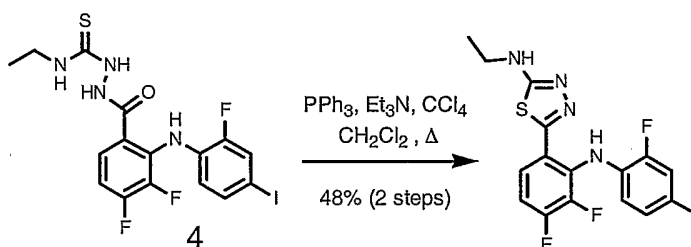
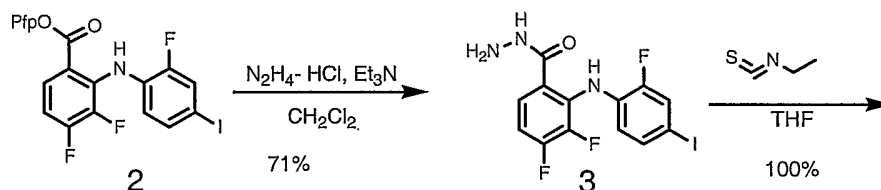
m.p.=120-123°C; <sup>1</sup>NMR(400MHz; CD<sub>3</sub>OD) 7.54-7.58 (m, 1H), 6.87-6.98 (m, 4H), 5.89-5.99 (m, 1H), 5.29 (ddt, 1H; J=17, 3.2, 1.5 Hz), 5.17 (ddt, 1H, J=10.3, 2.9, 1.5 Hz), 3.92-3.94 (m, 2H), 2.60 (q, 2H, J=15.1, 7.6), 1.21 (t, 3H, J=7.6 Hz); MS(APCI+)=375; Anal.calcd/found for C<sub>18</sub>H<sub>17</sub>F<sub>3</sub>N<sub>4</sub>O<sub>2</sub> with 0.01 moles of residual CH<sub>2</sub>Cl<sub>2</sub>: C 60.85/60.54, H 4.57/4.34, N 14.93/14.54, F 15.19/14.70. C26CPA1 IC<sub>50</sub> = μM

10

## EXAMPLE 71

{5-[3,4-Difluoro-2-(2-fluoro-4-iodo-phenylamino)-phenyl]-[1,3,4]thiadiazol-2-yl}-ethyl-amine

15



20

m.p.=238-239°C; <sup>1</sup>NMR(400MHz;DMSO-d<sub>6</sub>) 8.64 (s, 1H), 7.77-7.86 (m, 2H), 7.56 (dd, 1H, J=11.0, 1.5 Hz), 7.39 (dt, 1H, J=17.6, 9.5 Hz), 7.26 (d, 1H, J=8.3 Hz), 6.34-6.38 (m, 1H), 3.2-3.3 (2H, under HDO), 1.12 (t, 3H, J=7.1);

-60-

MS(APCI+)=477; Anal.calcd/found for C<sub>16</sub>H<sub>12</sub>F<sub>3</sub>N<sub>4</sub>S<sub>1</sub>: C 40.35/40.28, H 2.54/2.32, N 11.76/11.54, F 11.97/12.05.

C26CPA1 IC<sub>50</sub> = 0.180μM

5

## EXAMPLE 72

{5-[2-(4-Ethyl-2-fluoro-phenylamino)-3,4-difluoro-phenyl]-1,3,4-oxadiazol-2-yl}-(3-pyrrolidin-1-yl-propyl)-amine

MS(APCI+)=446

10

## EXAMPLE 73

N<sup>1</sup>,N<sup>1</sup>-Diethyl-N2-{5-[2-(4-ethyl-2-fluoro-phenylamino)-3,4-difluoro-phenyl]-1,3,4-oxadiazol-2-yl}-ethane-1,2-diamine

## EXAMPLE 74

15

{5-[2-(4-Ethyl-2-fluoro-phenylamino)-3,4-difluoro-phenyl]-1,3,4-oxadiazol-2-yl}-isopropyl-amine

## EXAMPLE 75

20

[2,3-Difluoro-6-(5-pyrrolidin-1-yl-1,3,4-oxadiazol-2-yl)-phenyl]-(4-ethyl-2-fluoro-phenyl)-amine

MS(APCI+)=389

C26CPA1 % Inhibition @ 1μM = 39.1%

C26CPA1 % Inhibition @ 0.1μM = 30.6%

25

## EXAMPLE 76

N<sup>1</sup>-{5-[2-(4-Ethyl-2-fluoro-phenylamino)-3,4-difluoro-phenyl]-1,3,4-oxadiazol-2-yl}-N>3 -methyl-propane-1,3-diamine

30

## EXAMPLE 77

-61-

{5-[2-(4-Ethyl-2-fluoro-phenylamino)-3,4-difluoro-phenyl]-1,3,4-oxadiazol-2-yl}-furan-2-ylmethyl-amine

## EXAMPLE 78

5 (2,2-Dimethoxy-ethyl)-{5-[2-(ethyl-2-fluoro-phenylamino)-3,4-difluoro-phenyl]-1,3,4-oxadiazol-2-yl}-amine

MS(APCI+)=423

10

## EXAMPLE 79

{2,3-Difluoro-6-[5-(4-phenyl-piperazin-1-yl)-1,3,4-oxadiazol-2-yl]-phenyl}-(4-ethyl-2-fluoro-phenyl)-amine

## EXAMPLE 80

15 {5-[2-(4-Ethyl-2-fluoro-phenylamino)-3,4-difluoro-phenyl]-1,3,4-oxadiazol-2-yl}-(2-methoxy-ethyl)-amine

## EXAMPLE 81

20 6-{5-[2-(4-Ethyl-2-fluoro-phenylamino)-3,4-difluoro-phenyl]-1,3,4-oxadiazol-2-ylamino}-hexanenitrile

## EXAMPLE 82

(3,3-Diethoxy-propyl)-{5-[2-(4-ethyl-2-fluoro-phenylamino)-3,4-difluoro-phenyl]-1,3,4-oxadiazol-2-yl}-amine

25

## EXAMPLE 83

Diallyl-{5-[2-(4-ethyl-2-fluoro-phenylamino)-3,4-difluoro-phenyl]-1,3,4-oxadiazol-2-yl}-amine

MS(APCI+)=415

30 C26CPA1 % Inhibition @ 1 $\mu$ M = 77.9%

C26CPA1 % Inhibition @ 0.1 $\mu$ M = 65.6%

-62-

## EXAMPLE 84

{5-[2-(4-Ethyl-2-fluoro-phenylamino)-3,4-difluoro-phenyl]-1,3,4-oxadiazol-2-yl}-  
(3-methylsulfanyl-propyl)-amine

5

## EXAMPLE 85

4-{5-[2-(4-Ethyl-2-fluoro-phenylamino)-3,4-difluoro-phenyl]-1,3,4-oxadiazol-2-  
ylamino}-isoxazolidin-3-one

## EXAMPLE 86

10 N<sup>1</sup>-Ethyl-N<sup>1</sup>-{5-[2-(4-ethyl-2-fluoro-phenylamino)-3,4-difluoro-phenyl]-1,3,4-  
oxadiazol-2-yl}-N<sup>2</sup>,N<sup>2</sup>-dimethyl-ethane-1,2-diamine

MS(APCI+)=434

## EXAMPLE 87

15 {2,3-Difluoro-6-[5-(4-methyl-perhydro-1,4-diazepin-1-yl)-1,3,4-oxadiazol-2-yl]-  
phenyl}-(4-ethyl-2-fluoro-phenyl)-amine

## EXAMPLE 88

20 1-{5-[2-(4-Ethyl-2-fluoro-phenylamino)-3,4-difluoro-phenyl]-1,3,4-oxadiazol-2-  
yl}-piperidine-3-carboxylic acid diethylamide

## EXAMPLE 89

N-{5-[2-(4-Ethyl-2-fluoro-phenylamino)-3,4-difluoro-phenyl]-1,3,4-oxadiazol-2-  
yl}-O-(tetrahydro-pyran-2-yl)-hydroxylamine

25

## EXAMPLE 90

{5-[2-(4-Ethyl-2-fluoro-phenylamino)-3,4-difluoro-phenyl]-1,3,4-oxadiazol-2-  
yl}-(3-morpholin-4-yl-propyl)-amine

## EXAMPLE 91

30 {5-[2-(4-Ethyl-2-fluoro-phenylamino)-3,4-difluoro-phenyl]-1,3,4-oxadiazol-2-  
yl}-(4H-1,2,4-triazol-3-yl)-amine

## EXAMPLE 92

-63-

N<sup>1</sup>-{5-[2-(4-Ethyl-2-fluoro-phenylamino)-3,4-difluoro-phenyl]-1,3,4-oxadiazol-2-yl}-N<sup>2</sup>-methyl-ethane-1,2-diamine

## EXAMPLE 93

5 N<sup>1</sup>-{5-[2-(4-Ethyl-2-fluoro-phenylamino)-3,4-difluoro-phenyl]-1,3,4-oxadiazol-2-yl}-N<sup>1</sup>,N<sup>3</sup>,N<sup>3</sup>-trimethyl-propane-1,3-diamine

MS(APCI+)=434

C26CPA1 % Inhibition @ 1 $\mu$ M = 31.9%

C26CPA1 % Inhibition @ 0.1 $\mu$ M = 0%

10

## EXAMPLE 94

{2,3-Difluoro-6-[5-(4-pyridin-2-yl-piperazin-1-yl)-1,3,4-oxadiazol-2-yl]-phenyl}-  
(4-ethyl-2-fluoro-phenyl)-amine

15

## EXAMPLE 95

N<sup>2</sup>-{5-[2-(4-Ethyl-2-fluoro-phenylamino)-3,4-difluoro-phenyl]-1,3,4-oxadiazol-2-yl}-N<sup>1</sup>,N<sup>1</sup>-dimethyl-propane-1,2-diamine

## EXAMPLE 96

20 N<sup>1</sup>-(3-Dimethylamino-propyl)-N<sup>1</sup>-{5-[2-(4-ethyl-2-fluoro-phenylamino)-3,4-difluoro-phenyl]-1,3,4-oxadiazol-2-yl}-N<sup>3</sup>,N<sup>3</sup>-dimethyl-propane-1,3-diamine

MS(APCI+)=505

C26CPA1 % Inhibition @ 1 $\mu$ M = 55%

25 C26CPA1 % Inhibition @ 0.1 $\mu$ M = 54%

## EXAMPLE 97

N<sup>1</sup>-Cyclohexyl-N<sup>3</sup>,N<sup>3</sup>-{5-[2-(4-ethyl-2-fluoro-phenylamino)-3,4-difluoro-phenyl]-1,3,4-oxadiazol-2-yl}-propane-1,3-diamine

30

## EXAMPLE 98

-64-

{5-[2-(4-Ethyl-2-fluoro-phenylamino)-3,4-difluoro-phenyl]-1,3,4-oxadiazol-2-yl}-(2-phenoxy-ethyl)-amine

## EXAMPLE 99

5 {5-[2-(4-Ethyl-2-fluoro-phenylamino)-3,4-difluoro-phenyl]-1,3,4-oxadiazol-2-yl}-(2-morpholin-4-yl-ethyl)-amine

## EXAMPLE 100

10 Cyclopropylmethyl-{5-[2-(4-ethyl-2-fluoro-phenylamino)-3,4-difluoro-phenyl]-1,3,4-oxadiazol-2-yl}-propyl-amine

MS(APCI+)=431

C26CPA1 % Inhibition @ 1 $\mu$ M = 40.5%

C26CPA1 % Inhibition @ 0.1 $\mu$ M = 37.1%

15 EXAMPLE 101

(4-Ethyl-2-fluoro-phenyl)-{6-[5-(4-ethyl-piperazin-1-yl)-1,3,4-oxadiazol-2-yl]-2,3-difluoro-phenyl}-amine

MS(APCI+)=432

C26CPA1 % Inhibition @ 1 $\mu$ M = 47.1%

20 C26CPA1 % Inhibition @ 0.1 $\mu$ M = 41.2%

## EXAMPLE 102

{5-[2-(4-Ethyl-2-fluoro-phenylamino)-3,4-difluoro-phenyl]-1,3,4-oxadiazol-2-yl}-methyl-(1-methyl-pyrrolidin-3-yl)-amine

25 MS(APCI+)=432

C26CPA1 % Inhibition @ 1 $\mu$ M = 54.6%

C26CPA1 % Inhibition @ 0.1 $\mu$ M = 42.4%

## EXAMPLE 103

30 N<sup>1</sup>,N<sup>1</sup>-Diethyl-N<sub>2</sub>-(2-{5-[2-(4-ethyl-2-fluoro-phenylamino)-3,4-difluoro-phenyl]-1,3,4-oxadiazol-2-ylamino}-ethyl)-ethane-1,2-diamine

-65-

## EXAMPLE 104

{5-[2-(4-Ethyl-2-fluoro-phenylamino)-3,4-difluoro-phenyl]-1,3,4-oxadiazol-2-yl}-thiophen-2-ylmethyl-amine

5

## EXAMPLE 105

{2,3-Difluoro-6-[5-(4-pyrrolidin-1-yl-piperidin-1-yl)-1,3,4-oxadiazol-2-yl]-phenyl}-(4-ethyl-2-fluoro-phenyl)-amine

## EXAMPLE 106

10

{5-[2-(4-Ethyl-2-fluoro-phenylamino)-3,4-difluoro-phenyl]-1,3,4-oxadiazol-2-yl}-(tetrahydro-pyran-2-ylmethyl)-amine

## EXAMPLE 107

15

{5-[2-(4-Ethyl-2-fluoro-phenylamino)-3,4-difluoro-phenyl]-1,3,4-oxadiazol-2-yl}-(2-pyridin-4-yl-ethyl)-amine

## EXAMPLE 108

20

{6-[5-(4-Benzyl-perhydro-1,4-diazepin-1-yl)-1,3,4-oxadiazol-2-yl]-2,3-difluoro-phenyl}-(4-ethyl-2-fluoro-phenyl)-amine

## EXAMPLE 109

{5-[2-(4-Ethyl-2-fluoro-phenylamino)-3,4-difluoro-phenyl]-1,3,4-oxadiazol-2-yl}-pyridin-2-ylmethyl-amine

25

## EXAMPLE 110

{5-[2-(4-Ethyl-2-fluoro-phenylamino)-3,4-difluoro-phenyl]-1,3,4-oxadiazol-2-yl}-(5-methyl-furan-2-ylmethyl)-amine

## EXAMPLE 111

30

(2-Ethoxy-benzyl)-{5-[2-(4-ethyl-2-fluoro-phenylamino)-3,4-difluoro-phenyl]-1,3,4-oxadiazol-2-yl}-amine

## EXAMPLE 112

-66-

{2,3-Difluoro-6-[5-(4-methyl-piperazin-1-yl)-1,3,4-oxadiazol-2-yl]-phenyl}-(4-ethyl-2-fluoro-phenyl)-amine

MS(APCI+)=418

C26CPA1 % Inhibition @ 1 $\mu$ M = 84%

5 C26CPA1 % Inhibition @ 0.1 $\mu$ M = 62.6%

## EXAMPLE 113

{5-[2-(4-Ethyl-2-fluoro-phenylamino)-3,4-difluoro-phenyl]-1,3,4-oxadiazol-2-yl}-pyridin-3-ylmethyl-amine

10

## EXAMPLE 114

{5-[2-(4-Ethyl-2-fluoro-phenylamino)-3,4-difluoro-phenyl]-1,3,4-oxadiazol-2-yl}-(2-thiophen-2-yl-ethyl)-amine

MS(APCI+)=445

15 C26CPA1 % Inhibition @ 1 $\mu$ M = 46.3%

C26CPA1 % Inhibition @ 0.1 $\mu$ M = 35.4%

## EXAMPLE 115

{5-[2-(4-Ethyl-2-fluoro-phenylamino)-3,4-difluoro-phenyl]-1,3,4-oxadiazol-2-yl}-(2-pyridin-3-yl-ethyl)-amine

20

## EXAMPLE 116

{5-[2-(4-Ethyl-2-fluoro-phenylamino)-3,4-difluoro-phenyl]-1,3,4-oxadiazol-2-yl}-pyridin-4-ylmethyl-amine

25

## EXAMPLE 117

{5-[2-(4-Ethyl-2-fluoro-phenylamino)-3,4-difluoro-phenyl]-1,3,4-oxadiazol-2-yl}-(2-pyridin-2-yl-ethyl)-amine

30

## EXAMPLE 118

N-(2-{5-[2-(4-Ethyl-2-fluoro-phenylamino)-3,4-difluoro-phenyl]-1,3,4-oxadiazol-2-ylamino}-ethyl)-acetamide

-67-

## EXAMPLE 119

{5-[2-(4-Ethyl-2-fluoro-phenylamino)-3,4-difluoro-phenyl]-1,3,4-oxadiazol-2-yl}-(6-methoxy-pyridin-3-yl)-amine

5

## EXAMPLE 120

{2,3-Difluoro-6-[5-(2-pyridin-4-yl-pyrrolidin-1-yl)-1,3,4-oxadiazol-2-yl]-phenyl}-(4-ethyl-2-fluoro-phenyl)-amine

10

## EXAMPLE 121

{5-[2-(4-Ethyl-2-fluoro-phenylamino)-3,4-difluoro-phenyl]-1,3,4-oxadiazol-2-yl}-(2-methanesulfonyl-ethyl)-methyl-amine

MS(APCI+)=455

C26CPA1 % Inhibition @ 1 $\mu$ M = 26.9%

15

C26CPA1 % Inhibition @ 0.1 $\mu$ M = 0%

## EXAMPLE 122

N<sup>2</sup>-{5-[2-(4-Ethyl-2-fluoro-phenylamino)-3,4-difluoro-phenyl]-1,3,4-oxadiazol-2-yl}-N<sup>1</sup>,N<sup>1</sup>-dimethyl-1-phenyl-ethane-1,2-diamine

20

## EXAMPLE 123

{2,3-Difluoro-6-[5-(4-pyridin-2-ylmethyl-piperazin-1-yl)-1,3,4-oxadiazol-2-yl]-phenyl}-(4-ethyl-2-fluoro-phenyl)-amine

MS(APCI+)=495

25

C26CPA1 % Inhibition @ 1 $\mu$ M = 0%C26CPA1 % Inhibition @ 0.1 $\mu$ M = 0%

## EXAMPLE 124

{5-[2-(4-Ethyl-2-fluoro-phenylamino)-3,4-difluoro-phenyl]-1,3,4-oxadiazol-2-yl}-(2-morpholin-4-yl-1-phenyl-ethyl)-amine

30

## EXAMPLE 125

-68-

{2,3-Difluoro-6-[5-(3-pyridin-4-yl-pyrrolidin-1-yl)-1,3,4-oxadiazol-2-yl]-phenyl}-(4-ethyl-2-fluoro-phenyl)-amine

## EXAMPLE 126

5 {5-[2-(4-Ethyl-2-fluoro-phenylamino)-3,4-difluoro-phenyl]-1,3,4-oxadiazol-2-yl}-methyl-(2-pyridin-4-yl-ethyl)-amine

## EXAMPLE 127

10 {5-[2-(4-Ethyl-2-fluoro-phenylamino)-3,4-difluoro-phenyl]-1,3,4-oxadiazol-2-yl}-methyl-(2-pyridin-2-yl-ethyl)-amine

MS(APCI+)=454

C26CPA1 % Inhibition @ 1 $\mu$ M = 0%

C26CPA1 % Inhibition @ 0.1 $\mu$ M = 0%

15 EXAMPLE 128

{5-[2-(4-Ethyl-2-fluoro-phenylamino)-3,4-difluoro-phenyl]-1,3,4-oxadiazol-2-yl}-(2-morpholin-4-yl-2-pyridin-3-yl-ethyl)-amine

MS(APCI+)=525

C26CPA1 % Inhibition @ 1 $\mu$ M = 0%

20 C26CPA1 % Inhibition @ 0.1 $\mu$ M = 0%

## EXAMPLE 129

25 N<sup>1</sup>-{5-[2-(4-Ethyl-2-fluoro-phenylamino)-3,4-difluoro-phenyl]-1,3,4-oxadiazol-2-yl}-N<sup>2</sup>,N<sup>2</sup>-dimethyl-1-phenyl-ethane-1,2-diamine

## EXAMPLE 130

{5-[2-(4-Ethyl-2-fluoro-phenylamino)-3,4-difluoro-phenyl]-1,3,4-oxadiazol-2-yl}-(3-imidazol-1-yl-propyl)-amine

MS(APCI+)=443

30

## EXAMPLE 131

-69-

{5-[2-(4-Ethyl-2-fluoro-phenylamino)-3,4-difluoro-phenyl]-1,3,4-oxadiazol-2-yl}-methyl-(tetrahydro-pyran-2-ylmethyl)-amine

## EXAMPLE 132

5 {5-[2-(4-Ethyl-2-fluoro-phenylamino)-3,4-difluoro-phenyl]-1,3,4-oxadiazol-2-yl}-(2-furan-2-yl-ethyl)-amine

MS(APCI+)=429

## EXAMPLE 133

10 {5-[2-(4-Ethyl-2-fluoro-phenylamino)-3,4-difluoro-phenyl]-1,3,4-oxadiazol-2-yl}-(2-thiophen-2-yl-thiazol-4-ylmethyl)-amine

## EXAMPLE 134

15 {5-[2-(4-Ethyl-2-fluoro-phenylamino)-3,4-difluoro-phenyl]-1,3,4-oxadiazol-2-yl}-(5-methyl-isoxazol-3-ylmethyl)-amine

## EXAMPLE 135

20 {5-[2-(4-Ethyl-2-fluoro-phenylamino)-3,4-difluoro-phenyl]-1,3,4-oxadiazol-2-yl}-[2-(4-methyl-1H-imidazol-2-yl)-ethyl]-amine

## EXAMPLE 136

25 {5-[2-(4-Ethyl-2-fluoro-phenylamino)-3,4-difluoro-phenyl]-1,3,4-oxadiazol-2-yl}-[2-(5-pyridin-4-yl-2H-1,2,4-triazol-3-yl)-ethyl]-amine

## EXAMPLE 137

30 {5-[2-(4-Ethyl-2-fluoro-phenylamino)-3,4-difluoro-phenyl]-1,3,4-oxadiazol-2-yl}-(1-methyl-2-thiophen-3-yl-ethyl)-amine

MS(APCI+)=459

C26CPA1 % Inhibition @ 1 $\mu$ M = 85.3%

C26CPA1 % Inhibition @ 0.1 $\mu$ M = 72.1%

## EXAMPLE 138

-70-

{5-[2-(4-Ethyl-2-fluoro-phenylamino)-3,4-difluoro-phenyl]-1,3,4-oxadiazol-2-yl}-(1H-tetrazol-5-ylmethyl)-amine

## EXAMPLE 139

5 {5-[2-(4-Ethyl-2-fluoro-phenylamino)-3,4-difluoro-phenyl]-1,3,4-oxadiazol-2-yl}-(3-phenyl-1H-pyrazol-4-ylmethyl)-amine

## EXAMPLE 140 –METHOD A

10 2-{5-[2-(4-ethynyl-2-fluoro-phenylamino)-3,4-difluoro-phenyl]-[1,3,4]oxadiazol-2-ylamino}-ethanol

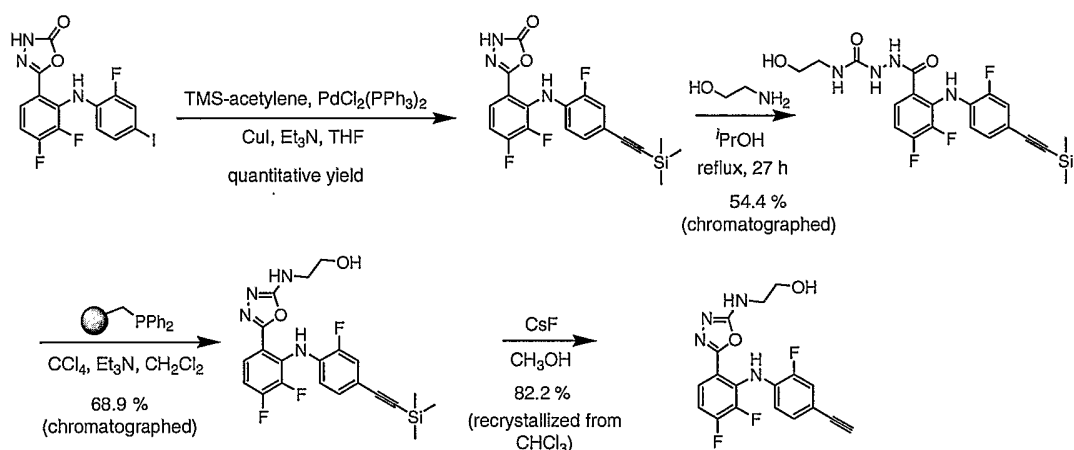
To a stirring solution comprised of 2-{5-[3,4-difluoro-2-(2-fluoro-4-iodo-phenylamino)-phenyl]-[1,3,4]oxadiazol-2-ylamino}-ethanol (0.330 g, 0.693 mmole), cuprous iodide (0.02 g, 0.1 mmole), dichlorobis(triphenylphosphine)-palladium(II) (0.029 g, 0.041 mmole), and triethylamine (0.25 mL, 1.8 mmole) in 15 tetrahydrofuran (10 mL) was added ethynyl-trimethylsilane (0.12 mL, 0.85 mmole). The reaction mixture was stirred for two hours at ambient temperature. After two hours, a second portion 0.12 mL portion of ethynyl-trimethylsilane was added, and the reaction was stirred for an additional thirty minutes. The mixture 20 was partitioned between very dilute aqueous hydrochloric acid and ether. The ether phase was dried (MgSO<sub>4</sub>) and concentrated to 0.6 g of a sticky semisolid that was purified by flash chromatography. Elution with a gradient (100 % dichloromethane to 5% methanol over 36 minutes) removed solvent-front impurities. The isolated material was carried on directly to the next step. The 25 purified intermediate 2-{5-[3,4-difluoro-2-(2-fluoro-4-trimethylsilyl ethynyl-phenylamino)-phenyl]-[1,3,4]oxadiazol-2-ylamino}-ethanol was dissolved in methanol (20 mL) and to the solution was added cesium fluoride (5 g, 33 mmole) and the reaction mixture was stirred for fifteen hours at ambient temperature under a nitrogen atmosphere. The mixture was concentrated *in vacuo* to a crude solid 30 that was partitioned between water and ether. The ether layer was dried (MgSO<sub>4</sub>) and concentrated *in vacuo* to a foam. Crystallization from chloroform afforded 0.17 g (65.4% yield over two steps) of the pale yellow globular crystalline solid product; mp 112-115 °C; <sup>1</sup>H-NMR (400 MHz; DMSO) δ 8.83 (s, 1H), 7.94 (t, 1H,

-71-

J=5.9 Hz), 7.52 (m, 1H), 7.34 (dd, 1H, J=12.0, 1.7 Hz), 7.27 (m, 1H), 7.14 (dd, 1H, J=8.4, 1.5 Hz), 6.86 (m, 1H), 4.73 (t, 1H, J=5.6 Hz), 4.11 (s, 1H), 3.48 (dt, 2H, J=5.9, 5.9 Hz), 3.22 (dt, 2H, J=5.9, 5.9 Hz); MS (APCI+) 375.1 (M+1, 100); (APCI-) 373.1 (M-1, 61), 271.1 (100); IR 3302, 3198, 2107, 1615, 1504, 1480  $\text{cm}^{-1}$ ; %C(calculated for  $\text{C}_{18}\text{H}_{13}\text{F}_3\text{N}_4\text{O}_2$  with 0.18 mole equiv. of  $\text{CHCl}_3$ /found) 55.17/54.84, %H 3.36/2.98, %N 14.16/13.86, %F 14.40/14.00.

## EXAMPLE 140 – METHOD B

2-{5-[2-(4-Ethynyl-2-fluoro-phenylamino)-3,4-difluoro-phenyl]-[1,3,4]oxadiazol-2-ylamino}-ethanol

**Step 1**

5-[3,4-Difluoro-2-(2-fluoro-4-iodo-phenylamino)-phenyl]-3H-[1,3,4]oxadiazol-2-one (10.0 g, 23.1 mmol) was dissolved in tetrahydrofuran (200 mL). To this solution was added, triethylamine (7 mL), (trimethylsilyl)acetylene (7 mL, 50 mmol), dichlorobis(triphenylphosphine)-palladium(II) (0.84 g, 1.2 mmol), and copper(I) iodide (0.24 g, 1.3 mmol). The resultant reaction mixture was stirred 17 h at ambient temperature and was concentrated *in vacuo*. The residue was dissolved in diethyl ether (500 mL) and washed with 5 % aqueous hydrochloric acid (250 mL) and water (200 mL with water wash pH~5 after aqueous layer separated). The organic phase was dried over magnesium sulfate and concentrated *in vacuo*. Chromatography on silica gel (0% -> 50% acetone in hexanes) afforded 5-[3,4-difluoro-2-(2-fluoro-4-trimethylsilylanylethynyl-

-72-

phenylamino)-phenyl]-3H-[1,3,4]oxadiazol-2-one (9.4 g, 100% yield) as a dark foam.

### Step 2

5 A solution of 5-[3,4-difluoro-2-(2-fluoro-4-trimethylsilanylethynyl-phenylamino)-phenyl]-3H-[1,3,4]oxadiazol-2-one (8.9 g, 21 mmol) in isopropanol (250 mL) was treated with ethanolamine (1.65 g, 27 mmol) and the stirring mixture was brought to reflux for 23 hours. The reaction mixture was concentrated in vacuo to a dark viscous residue (12.3 g). The crude product was purified by flash  
10 chromatography. Elution with methanol (0%-8%) in dichloromethane afforded 3,4-difluoro-2-(2-fluoro-4-trimethylsilanylethynyl-phenylamino)-benzoic acid N'-(4-hydroxyethylaminocarbonyl)-hydrazide (5.3 g, 54% yield) as a tan amorphous solid.

### Step 3

15 A solution comprised of 3,4-difluoro-2-(2-fluoro-4-trimethylsilanylethynyl-phenylamino)-benzoic acid N'-(4-hydroxyethylaminocarbonyl)-hydrazide (4.7 g, 10 mmol), triethylamine (2.80 mL, 20 mmol), carbon tetrachloride (1.93 mL, 20 mmol), and polystyrene-bound triphenylphosphine resin (15.0 g) in  
20 dichloromethane (250 mL) was brought to reflux for 1.5 hours. The mixture was vacuum filtered and the polymer resin was washed with 25% methanol in dichloromethane (1 L). The filtrate and wash were combined and concentrated *in vacuo* to afford an orange-brown foam (6.4 g) that was purified by flash  
25 chromatography. Elution with methanol (0-5%) in dichloromethane afforded 2-{5-[3,4-difluoro-2-(2-fluoro-4-trimethylsilanylethynyl-phenylamino)-phenyl]-[1,3,4]oxadiazol-2-ylamino}-ethanol (3.1 g, 69% yield) as a pale yellow amorphous foam.

### Step 4

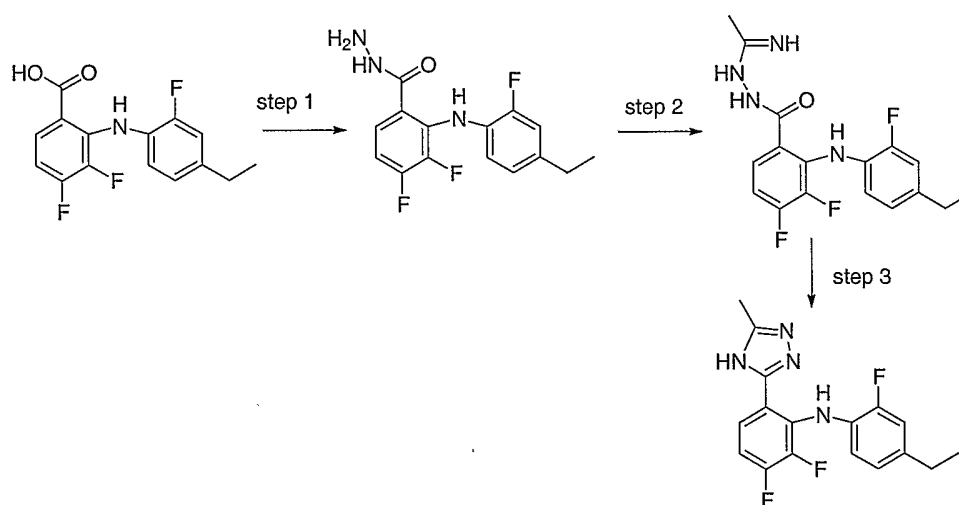
30 A solution of 2-{5-[3,4-difluoro-2-(2-fluoro-4-trimethylsilanylethynyl-phenylamino)-phenyl]-[1,3,4]oxadiazol-2-ylamino}-ethanol (3.0 g, 6.7 mmol) in methanol (200 mL) was treated with cesium fluoride (7.3 g, 48 mmol). The reaction mixture was stirred under a nitrogen atmosphere at ambient temperature

-73-

for 20 hours and was concentrated *in vacuo*. The concentrate was taken up into diethyl ether (300 mL) and the ether layer was washed with water (300 mL), was dried over magnesium sulfate, and was concentrated *in vacuo* to a white amorphous solid. The amorphous product was recrystallized from chloroform to afford 2-{5-[2-(4-ethynyl-2-fluoro-phenylamino)-3,4-difluoro-phenyl]-[1,3,4]oxadiazol-2-ylamino}-ethanol as white fluffy crystals (2.2 g, 87% yield); mp 115.9-116.5°C; <sup>1</sup>H NMR (400 MHz, DMSO-d<sub>6</sub>) δ 8.83 (s, 1 H), 7.94 (t, J = 5.9 Hz, 1 H), 7.52 (m, 1 H), 7.34 (dd, J = 12.0, 1.7 Hz, 1 H), 7.27 (m, 1 H), 7.14 (dd, J = 8.4, 1.5 Hz, 1 H), 6.86 (m, 1 H), 4.73 (t, J = 5.6 Hz, 1 H), 4.11 (s, 1 H), 3.48 (dt, J = 5.9, 5.6 Hz, 2 H), 3.22 (dt, J = 5.9, 5.9 Hz, 2 H); MS(APCI+) 375.1 (M+1, 100), MS(APCI-) 373.1 (M-1, 61). C<sub>26</sub>ELSA IC<sub>50</sub> = 0.003 μM

## EXAMPLE 141

[2,3-Difluoro-6-(5-methyl-4H-[1,2,4]triazol-3-yl)-phenyl]-(4-ethyl-2-fluoro-phenyl)-amine

**Step 1**2-(4-Ethyl-2-fluoro-phenylamino)-3,4-difluoro-benzoic acid hydrazide

To a stirring solution of 2-(4-Ethyl-2-fluoro-phenylamino)-3,4-difluoro-benzoic acid (3.46g, 11.7 mmol) in THF (40mL) was added 4-methyl morpholine (1.67mL, 15.2mmol). This was cooled to 10°C and isobutyl chloroformate (2.17mL, 16.7mmol) added. A white precipitate in a yellow solution was formed. This was stirred at 10°C for 10 minutes and filtered under reduced pressure. The

-74-

filtrate was added to a solution of hydrazine (2.01mL, 58.6mmol) in THF (40ml) at 0°C and stirred for 45 minutes. The reaction mixture was poured into ethyl acetate (250mL) washed successively with ammonium chloride (100mL) and brine (100mL). The organic layer was separated dried (MgSO<sub>4</sub>) and the solvent removed in vacuo to give 2-(4-Ethyl-2-fluoro-phenylamino)-3,4-difluoro-benzoic acid hydrazide as a yellow oil this solidified on drying to give a yellow solid.

Yield = 3.33g, 92%

MS(APCI+)=310 (MH+)

m.p.=97.9-98.5°C

10

### Step 2

2-(4-Ethyl-2-fluoro-phenylamino)-3,4-difluoro-benzoic acid N'-(1-imino-ethyl)-hydrazide

To a stirred solution of 2-(4-Ethyl-2-fluoro-phenylamino)-3,4-difluoro-benzoic acid hydrazide (1g, 3.24mmol) in THF (20mL) at 0°C was added ethyl acetimidate hydrochloride salt (480mg, 3.88mmol) and triethyl amine (0.587mL, 4.21mmol). This was stirred at 0°C for 1.5h. followed by stirring at room temperature for 48h. The reaction mixture was poured into water, neutralized with dilute HCL aq. and extracted with ethyl acetate (250mL). The organic layer was dried (Mg SO<sub>4</sub>) and the solvent removed in vacuo. The residue was purified by chromatography using 5% methanol in dichloromethane to give 2-(4-Ethyl-2-fluoro-phenylamino)-3,4-difluoro-benzoic acid N'-(1-imino-ethyl)-hydrazide as a pale pink solid. Yield = 715mg, 63%

MS(APCI+)=351 (MH+)

25

### Step 3

[2,3-Difluoro-6-(5-methyl-4H-[1,2,4]triazol-3-yl)-phenyl]-(4-ethyl-2-fluoro-phenyl)-amine

A solution of 2-(4-Ethyl-2-fluoro-phenylamino)-3,4-difluoro-benzoic acid N'-(1-imino-ethyl)-hydrazide in xylene (15mL) was heated in a sealed tube at 120°C for 12hours. The solvent was removed in vacuo and the residue was purified by chromatography using 5% methanol in dichloromethane to give [2,3-Difluoro-6-

30

-75-

(5-methyl-4H-[1,2,4]triazol-3-yl)-phenyl)-(4-ethyl-2-fluoro-phenyl)-amine as a white solid.

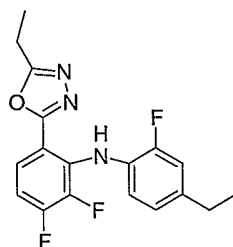
Yield = 136mg, 20%

MS(APCI+)=333(MH+)

5  $^1\text{NMR}$ (400MHz;DMSO- $d_6$ ) 8.74(1H, s), 7.66(1H, m), 7.18-7.12(1H, m), 7.05(1H, dd, J= 12.4Hz, 1.7Hz), 6.98-6.87(2H, m) 2.51(5H,m) 1.11(3H, t J=5.76)

## EXAMPLE 142

10 (4-Ethyl-2-fluoro-phenyl)-[6-(5-ethyl-[1,3,4]oxadiazol-2-yl)-2,3-difluoro-phenyl]-amine



To a stirred solution of 2-(4-Ethyl-2-fluoro-phenylamino)-3,4-difluoro-benzoic acid hydrazide (800mg, 2.59mmol) in dioxane (5mL) was added triethylorthopropionate (1.56mL, 7.77mmol) and methanesulfonic acid (0.038mL, 0.52mmol). This was heated at 110°C for 20minutes. The reaction mixture was poured into water and extracted with ethyl acetate (100ml). The organic layer was dried (Mg SO<sub>4</sub>) and the solvent removed in vacuo. The residue was purified by chromatography using 5% methanol in dichloromethane to give (4-Ethyl-2-fluoro-phenyl)-[6-(5-ethyl-[1,3,4]oxadiazol-2-yl)-2,3-difluoro-phenyl]-amine as a white solid.

20 Yield = 378mg, 42%

MS(APCI+)=348 (MH+)

m.p.=82-83°C

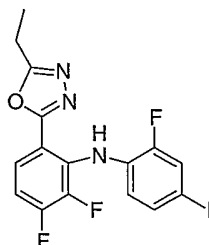
Anal.calcd/found for C<sub>18</sub>H<sub>16</sub>F<sub>3</sub>N<sub>3</sub>O: C 62.24/62.23, H 4.64/4.56, N 12.10/11.91

25  $^1\text{NMR}$ (400MHz;DMSO- $d_6$ ) 8.73(1H, s), 7.68(1H, m), 7.18-7.12(1H, m), 7.05(1H, dd, J= 12.2Hz, 1.7Hz), 6.95-6.87(2H, m) 2.85(2H,q J=7.6Hz), 2.51(2H,q J=7.6Hz), 1.11(6H, m)

## EXAMPLE 143

-76-

[6-(5-Ethyl-[1,3,4]oxadiazol-2-yl)-2,3-difluoro-phenyl]-(2-fluoro-4-iodo-phenyl)-amine

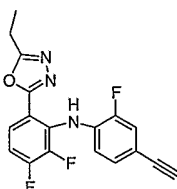


To a stirred solution of 3,4-Difluoro-2-(2-fluoro-4-iodo-phenylamino)-benzoic acid hydrazide (800mg, 1.96mmol) in dioxane (5mL) was added  
 5 triethylorthopropionate (1.19mL, 5.89mmol) and methanesulfonic acid (0.029mL, 0.39mmol). This was heated at 110°C for 20minutes. The reaction mixture was poured into water and extracted with ethyl acetate. The organic layer was dried (Mg SO<sub>4</sub>) and the solvent removed in vacuo. The residue was purified by  
 10 chromatography using 5% methanol in dichloromethane to give [6-(5-Ethyl-[1,3,4]oxadiazol-2-yl)-2,3-difluoro-phenyl]-(2-fluoro-4-iodo-phenyl)-amine as a white solid. Yield = 576mg, 66%. MS(APCI+)=446 (MH<sup>+</sup>). m.p.=97-98°C  
 Anal.calcd/found for C<sub>16</sub>H<sub>11</sub>F<sub>3</sub>IN<sub>3</sub>O: C 43.17/43.36, H 2.49/2.22, N 9.44/9.28  
 C26ELSA % Inhibition @ 5 μM = 88%

15

## EXAMPLE 144

[6-(5-Ethyl-[1,3,4]oxadiazol-2-yl)-2,3-difluoro-phenyl]-(4-ethynyl-2-fluoro-phenyl)-amine



To a stirred solution of 2-(4-Ethynyl-2-fluoro-phenylamino)-3,4-difluoro-benzoic acid hydrazide (800mg, 2.62mmol) in dioxane (5mL) was added  
 20 triethylorthopropionate (1.65mL, 8.24mmol) and methanesulfonic acid (0.040mL, 0.55mmol). This was heated at 110°C for 20minutes. The reaction mixture was poured into water and extracted with ethyl acetate. The organic layer was dried

-77-

(Mg SO<sub>4</sub>) and the solvent removed in vacuo. The residue was purified by chromatography using 5% methanol in dichloromethane to give [6-(5-Ethyl-[1,3,4]oxadiazol-2-yl)-2,3-difluoro-phenyl]-(4-ethynyl-2-fluoro-phenyl)-amine as a white solid. Yield = 370mg, 41%. MS(APCI+)=344 (MH<sup>+</sup>)

5 Anal.calcd/found for C<sub>18</sub>H<sub>12</sub>F<sub>3</sub>N<sub>3</sub>O: C 62.98/62.69, H 3.52/3.53, N 12.24/12.06  
C26ELSA % Inhibition @ 5 μM = 43%

## EXAMPLE 145

10 {6-[5-(3-Bromo-propyl)-[1,3,4]oxadiazol-2-yl]-2,3-difluoro-phenyl}-(4-ethyl-2-fluoro-phenyl)-amine

C26ELSA % Inhibition @ 5 μM = 13%

## EXAMPLE 146

15 {2,3-Difluoro-6-[5-(3-morpholin-4-yl-propyl)-[1,3,4]oxadiazol-2-yl]-phenyl}-(4-ethyl-2-fluoro-phenyl)-amine

To a stirred solution of 2-(4-Ethyl-2-fluoro-phenylamino)-3,4-difluoro-benzoic acid hydrazide (400mg, 1.29mmol) in dioxane (5mL) was added trimethyl 4-bromo orthobutyrate (0.671mL, 3.87mmol) and methanesulfonic acid (0.019mL, 0.26mmol). This was heated at 110°C for 20minutes. Analysis by Mass spectrum  
20 revealed formation of {6-[5-(3-Bromo-propyl)-[1,3,4]oxadiazol-2-yl]-2,3-difluoro-phenyl}-(4-ethyl-2-fluoro-phenyl)-amine. Morpholine (0.338mL, 3.87mmol) was added and the reaction heated at reflux for an additional hour. The reaction mixture was poured into water and extracted with ethyl acetate. The organic layer was dried (Mg SO<sub>4</sub>) and the solvent removed in vacuo. The residue  
25 was purified by chromatography using 5%-10% methanol in dichloromethane to give fraction 1 {6-[5-(3-Bromo-propyl)-[1,3,4]oxadiazol-2-yl]-2,3-difluoro-phenyl}-(4-ethyl-2-fluoro-phenyl)-amine as a clear oil. Yield = 215mg, 38%  
MS(APCI+)=441 (MH<sup>+</sup>). <sup>1</sup>NMR(400MHz;DMSO-d<sub>6</sub>) 8.71(1H, s), 7.69(1H, m), 7.18-7.12(1H, m), 7.05(1H, dd, J= 12.2Hz, 1.7Hz), 6.95-6.87(2H, m), 3.59 (2H,t, J=6.6Hz), 3.00 (2H,t, J=7.3Hz), 2.51(2H,q J=7.6Hz), 2.18, (2H, quintet, J=6.8),  
30 1.11(3H, t, J=7.6Hz).

-78-

The third fraction was {2,3-Difluoro-6-[5-(3-morpholin-4-yl-propyl)-

[1,3,4]oxadiazol-2-yl]-phenyl}-(4-ethyl-2-fluoro-phenyl)-amine

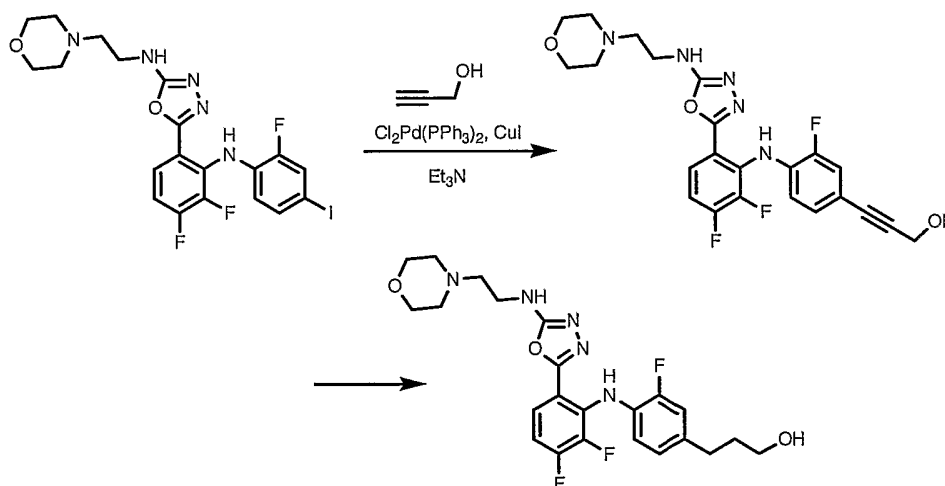
Yield = 348mg, 60%. MS(APCI+)=447 (MH+)

C26ELSA % Inhibition @ 5  $\mu$ M = 6%

5

## EXAMPLE 147

3-(4-{2,3-Difluoro-6-[5-(2-morpholin-4-yl-ethylamino)-[1,3,4]oxadiazol-2-yl]-phenylamino}-3-fluoro-phenyl)-propan-1-ol



10

**Step 1**

To a stirring solution of {5-[3,4-Difluoro-2-(2-fluoro-4-iodo-phenylamino)-phenyl]-[1,3,4]oxadiazol-2-yl}-(2-morpholin-4-yl-ethyl)-amine (409 mg, 0.753 mmol), dichlorobis(triphenylphosphine)palladium(II) (14 mg, 0.02 mmol), and copper iodide (5.7 mg, 0.03 mmol) in triethylamine (8 mL) was added propargyl alcohol (0.052 mL, 0.89 mmol). The resultant mixture was stirred 18 h at ambient temperature and 5 h at 50-60 °C. The solvent was removed in vacuo and the residue was diluted with ethyl acetate (50 mL) and washed with water (2 x 20 mL) and saturated brine (2 x 20 mL). The organics were dried over magnesium sulfate, concentrated under reduced pressure, and purified by silica gel chromatography to afford 3-(4-{2,3-Difluoro-6-[5-(2-morpholin-4-yl-

20

-79-

ethylamino)-[1,3,4]oxadiazol-2-yl]-phenylamino}-3-fluoro-phenyl)-prop-2-yn-1-ol (198 mg, 56 % yield).

### **Step 2**

5 A solution of 3-(4-{2,3-Difluoro-6-[5-(2-morpholin-4-yl-ethylamino)-  
[1,3,4]oxadiazol-2-yl]-phenylamino}-3-fluoro-phenyl)-prop-2-yn-1-ol (198 mg,  
0.42 mmol) in anhydrous tetrahydrofuran (16 mL) was hydrogenated (6900 psi)  
over 10% palladium/carbon (50 mg) for 8 h. The reaction mixture was filtered  
and concentrated to an oil that solidified upon standing. Recrystallization from  
10 ether-dichloromethane afforded 3-(4-{2,3-Difluoro-6-[5-(2-morpholin-4-yl-  
ethylamino)-[1,3,4]oxadiazol-2-yl]-phenylamino}-3-fluoro-phenyl)-propan-1-ol  
(130 mg, 65% yield). An analytical sample was prepared by recrystallization  
from dichloromethane-heptane: m. p. 102-106 °C; <sup>1</sup>H NMR (400 MHz, CDCl<sub>3</sub>) δ  
8.95 (s, 1 H), 7.44 (ddd, J = 9.0, 5.4, 2.2 Hz, 1 H), 6.96-6.84 (m, 3 H), 6.74 (dt, J =  
15 6.8, 9.2 Hz, 1 H), 5.45 (t, J = 5.0 Hz, 1 H), 3.72 (t, J = 4.6 Hz, 4 H), 3.66 (t, J = 6.2  
Hz, 2 H), 3.48 (dt, J = 6.1, 5.4 Hz, 2 H), 2.70-2.60 (m, 4 H), 2.49 (apparent t, J =  
4.4 Hz, 4 H), 1.86 m (2 H). Anal. Calcd/Found for C<sub>23</sub>H<sub>26</sub>F<sub>3</sub>N<sub>5</sub>O<sub>3</sub>: C, 57.86/58.00;  
H, 5.49/5.35; N, 14.67/14.58.

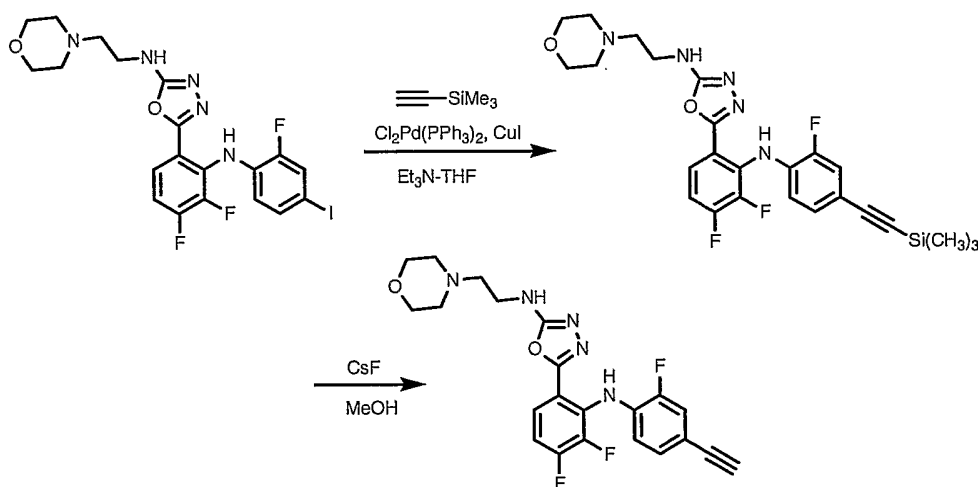
C26ELSA IC<sub>50</sub> = 34.0 μM

20

### EXAMPLE 148

{5-[2-(4-Ethynyl-2-fluoro-phenylamino)-3,4-difluoro-phenyl]-[1,3,4]oxadiazol-2-yl}-(2-morpholin-4-yl-ethyl)-amine

-80-



### Step 1

To a stirring solution of {5-[3,4-Difluoro-2-(2-fluoro-4-iodo-phenylamino)-phenyl]-[1,3,4]oxadiazol-2-yl}-(2-morpholin-4-yl-ethyl)-amine (296 mg, 0.543 mmol) in tetrahydrofuran-triethylamine (1:3, 8 mL) was added (trimethylsilyl)acetylene (0.150 mL, 1.06 mmol), dichlorobis(triphenylphosphine)palladium(II) (20 mg, 0.028 mmol), and copper iodide (10 mg, 0.053 mmol). The resultant mixture was stirred 5 h at ambient temperature, diluted with ethyl acetate (50 mL) and washed with water (2 x 20 mL) and saturated brine (2 x 20 mL). The organics were dried over magnesium sulfate, concentrated under reduced pressure, and purified by silica gel chromatography. Elution with dichloromethane-methanol (9:1) afforded {5-[3,4-Difluoro-2-(2-fluoro-4-trimethylsilyl-ethynyl-phenylamino)-phenyl]-[1,3,4]oxadiazol-2-yl}-(2-morpholin-4-yl-ethyl)-amine (230 mg, 82 % yield) as a brown-colored solid.

### Step 2

A solution of {5-[3,4-Difluoro-2-(2-fluoro-4-trimethylsilyl-ethynyl-phenylamino)-phenyl]-[1,3,4]oxadiazol-2-yl}-(2-morpholin-4-yl-ethyl)-amine (129 mg, 0.25 mmol) in anhydrous methanol (4 mL) was treated with cesium fluoride (115 mg, 0.75 mmol). The resultant solution was stirred 48 h at ambient temperature. The reaction mixture was diluted with 60 mL of ethyl acetate and

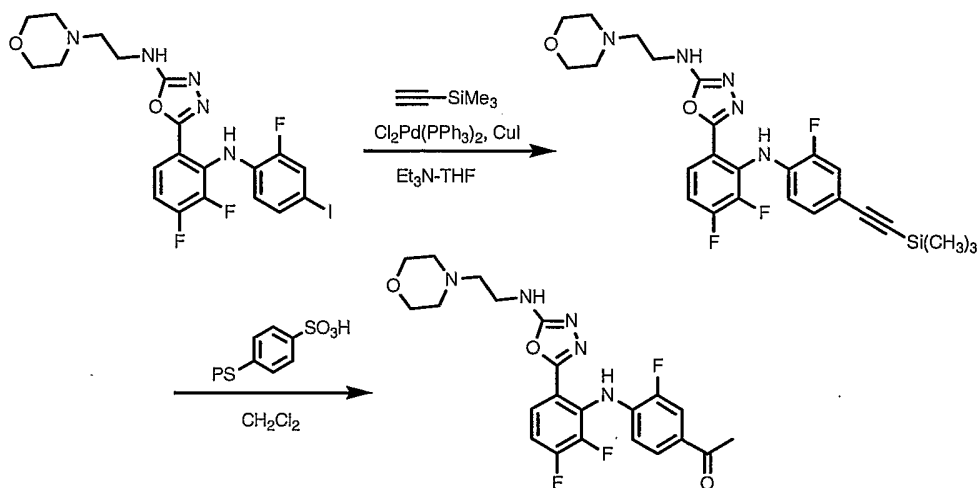
-81-

was washed with water (2 x 10 mL) and saturated brine (20 mL). The organics were dried over magnesium sulfate, concentrated in vacuo and chromatographed on silica gel. Gradient elution with 3-8% methanol in dichloromethane afforded {5-[2-(4-Ethynyl-2-fluoro-phenylamino)-3,4-difluoro-phenyl]-[1,3,4]oxadiazol-2-yl}-(2-morpholin-4-yl-ethyl)-amine (92 mg, 83 % yield) as a foam that solidified on standing. Recrystallization from ethyl acetate-hexanes afforded a white solid: m.p. 146-148 °C; <sup>1</sup>H NMR (400 MHz, CDCl<sub>3</sub>)  $\delta$  9.03 (s, 1 H), 7.46 (m, 1 H), 7.21-7.13 (m, 2 H), 6.88-6.79 (m, 2 H), 5.53 (br s, 1 H), 3.70 (apparent t, J = 4.3 Hz, 4 H), 3.48 (dt, J = 5.9, 5.4 Hz, 2 H), 3.02 (s, 1 H), 2.64-2.60 (m, 4 H), 2.48 (m, 4 H). Anal. Calcd/Found for C<sub>22</sub>H<sub>20</sub>F<sub>3</sub>N<sub>5</sub>O<sub>2</sub>: C, 59.59/59.54; H, 4.55/4.50; N, 15.79/15.61.

C26ELSA IC<sub>50</sub> = 0.063  $\mu$ M

#### EXAMPLE 149

15 1-(4-{2,3-Difluoro-6-[5-(2-morpholin-4-yl-ethylamino)-[1,3,4]oxadiazol-2-yl]-phenylamino}-3-fluoro-phenyl)-ethanone



#### Step 1

20 To a stirring solution of {5-[3,4-Difluoro-2-(2-fluoro-4-iodo-phenylamino)-phenyl]-[1,3,4]oxadiazol-2-yl}-(2-morpholin-4-yl-ethyl)-amine (296 mg, 0.543 mmol) in tetrahydrofuran-triethylamine (1:3, 8 mL) was added

-82-

(trimethylsilyl)acetylene (0.150 mL, 1.06 mmol), dichlorobis(triphenylphosphine) palladium(II) (20 mg, 0.028 mmol), and copper iodide (10 mg, 0.053 mmol). The resultant mixture was stirred 5 h at ambient temperature, diluted with ethyl acetate (50 mL) and washed with water (2 x 20 mL) and saturated brine (2 x 20 mL). The organics were dried over magnesium sulfate, concentrated under reduced pressure, and purified by silica gel chromatography. Elution with dichloromethane-methanol (9:1) afforded {5-[3,4-Difluoro-2-(2-fluoro-4-trimethylsilanylethynyl-phenylamino)-phenyl]-[1,3,4]oxadiazol-2-yl}-(2-morpholin-4-yl-ethyl)-amine (230 mg, 82 % yield) as a brown-colored solid.

10

### Step 2

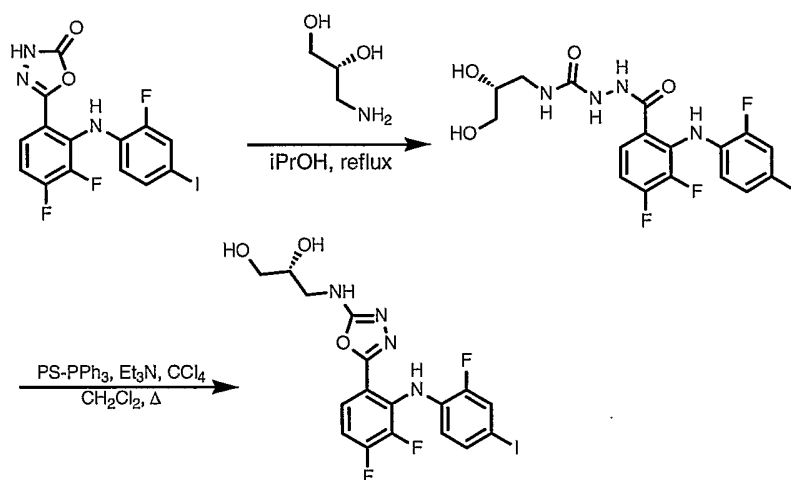
A solution of {5-[3,4-Difluoro-2-(2-fluoro-4-trimethylsilanylethynyl-phenylamino)-phenyl]-[1,3,4]oxadiazol-2-yl}-(2-morpholin-4-yl-ethyl)-amine (72 mg, 0.14 mmol) in dichloromethane (3 mL) was treated with polymer-supported toluenesulfonic acid (0.58 g, 1.5 mmol/g). The resultant mixture was stirred at ambient temperature for 24 h, then heated at reflux for 7 h. The cooled reaction mixture was filtered and the product was removed from the resin with a solution comprised of 30% aqueous ammonium hydroxide/methanol/dichloromethane (1:10:100, 50 mL). The filtrate was concentrated under reduced pressure and purified by silica gel chromatography. Elution with 10% methanol in dichloromethane afforded 1-(4-{2,3-Difluoro-6-[5-(2-morpholin-4-yl-ethylamino)-[1,3,4]oxadiazol-2-yl]-phenylamino}-3-fluoro-phenyl)-ethanone (53 mg, 82% yield) as a white foam: <sup>1</sup>H NMR (400 MHz, CDCl<sub>3</sub>) δ 9.15 (s, 1 H), 7.72-6.63 (m, 2 H), 7.52 (m, 1 H), 6.95 (dt, J = 7.0, 9.0 Hz, 1 H), 6.87 (dt, J = 7.1, 8.0 Hz, 1 H), 5.49 (br s, 1 H), 3.72 (br s, 4 H), 3.49 (apparent q, J = 5.6 Hz, 2 H), 2.64 (t, J = 5.4 Hz, 2 H), 2.54 (s, 3 H), 2.50 (br s, 4 H); MS(APCI+) = 462.1, MS(APCI-) = 460.1. C26ELSA % Inhib @ 5 μM = 14%  
C26ELSA % Inhib @ 0.5 μM = 2%

30

### EXAMPLE 150

3-{5-[3,4-Difluoro-2-(2-fluoro-4-iodo-phenylamino)-phenyl]-[1,3,4]oxadiazol-2-ylamino}-propane-1,2 (R)-diol

-83-

**Step 1**

5 5-[3,4-Difluoro-2-(2-fluoro-4-iodo-phenylamino)-phenyl]-3H-[1,3,4]oxadiazol-2-one (16.0 g, 37 mmol) and (R)-(+)-3-amino-1,2-propanediol (4.25 g, 46.7 mmol) were combined in isopropanol (150 mL) and heated to reflux under a nitrogen atmosphere. After 18 h, the reaction mixture was cooled to ambient temperature and concentrated to about ¼ volume. The crude reaction mixture was diluted with

10 an approximately equal volume of ether, and crystallization was induced by scratching with a glass rod. The crystals were filtered, washed with ether, and dried in vacuo to afford the urea product as a crystalline solid (16.37 g, 84% yield).

**Step 2**

15 The urea from Step 1 (16.37 g, 31.2 mmol) was combined with PS-triphenylphosphine (Argonaut Technologies, 53.6 mmol P) and triethylamine (7.6 mL, 54 mmol) in dichloromethane (300 mL). Carbon tetrachloride (5.2 mL, 54 mmol) was added and the reaction mixture was heated at reflux for 2.5 h under a

20 nitrogen atmosphere. The reaction mixture was filtered, and the resin was washed with dichloromethane (500 mL) and ethyl acetate (400 mL). The combined filtrate was washed with water (3 x 100 mL) and saturated brine (100 mL), was dried over magnesium sulfate and was concentrated in vacuo to an oily foam (fraction A). The resin was further washed with dichloromethane-methanol (3:1,

-84-

- 1 L) and this filtrate was combined with fraction A and concentrated in vacuo. The product began to crystallize upon concentration and was isolated by filtration. Two additional crops of product were obtained by further concentration of the mother liquors and collection of the solids to afford a white powder (10.56 g).
- 5 Concentration of the mother liquors afforded an additional 5.97 g of product. Recrystallization of the solid (10.56 g) from methanol afforded analytically pure 3-{5-[3,4-Difluoro-2-(2-fluoro-4-iodo-phenylamino)-phenyl]-[1,3,4]oxadiazol-2-ylamino}-propane-1,2 (R)-diol (8.05 g): m.p. 174-176 °C; <sup>1</sup>H NMR (400 MHz, DMSO-d<sub>6</sub>) δ 8.84 (s, 1 H), 7.94 (t, J = 5.9 Hz, 1 H), 7.65 (dd, J = 10.7, 1.5 Hz, 1 H), 7.56 (m, 1 H), 7.42 (d, J = 8.3 Hz, 1 H), 7.27 (apparent q, J = 9.0 Hz, 1 H), 10 6.80 (m, 1 H), 4.86 (d, J = 5.1 Hz, 1 H), 4.62 (t, J 5.6 Hz, 1 H), 3.66 (m, 1 H), 3.36 (m, 3 H), 3.14 (m, 1 H). Anal. Calcd/Found for C<sub>17</sub>H<sub>14</sub>F<sub>3</sub>IN<sub>4</sub>O<sub>3</sub>: C, 40.34/40.39; H, 2.79/2.44; N, 11.07/10.93; F, 11.07/11.47; I, 25.07/24.78. [α] = +8.9 ° (DMSO, c = 6.3).
- 15 C26ELSA IC<sub>50</sub> = 0.092 μM

## EXAMPLE 151

3-{5-[2-(4-Ethynyl-2-fluoro-phenylamino)-3,4-difluoro-phenyl]-[1,3,4]oxadiazol-2-ylamino}-propane-1,2(R)-diol

20 **Step 1**

- 3-{5-[3,4-Difluoro-2-(2-fluoro-4-iodo-phenylamino)-phenyl]-[1,3,4]oxadiazol-2-ylamino}-propane-1,2 (R)-diol (1.92 g, 3.79 mmol) was dissolved in tetrahydrofuran (25 mL). To this solution was added, triethylamine (25 mL), (trimethylsilyl)acetylene (1.07 mL, 7.57 mmol), dichlorobis(triphenylphosphine)-palladium(II) (137 mg, 0.195 mmol), and copper(I) iodide (102 mg, 0.53 mmol).
- 25 The resultant reaction mixture was stirred 6 h at ambient temperature, filtered through a pad of Celite. The Filtered salts were thoroughly washed with tetrahydrofuran and the filtrate was concentrated in vacuo. The residue was diluted with ethyl acetate (200 mL) and washed with water (2 x 50 mL) and
- 30 saturated brine (50 mL), dried over magnesium sulfate and concentrated in vacuo. Chromatography on silica gel (10% -> 30% methanol in dichloromethane) afforded 3-{5-[3,4-Difluoro-2-(2-fluoro-4-trimethylsilanylethynyl-phenylamino)-

-85-

phenyl]-[1,3,4]oxadiazol-2-ylamino}-propane-1,2(R)-diol (1.44 g, 80% yield) as a brown solid.

### Step 2

5 A solution of 3-{5-[3,4-difluoro-2-(2-fluoro-4-trimethylsilanylethynyl)-phenylamino]-phenyl]-[1,3,4]oxadiazol-2-ylamino}-propane-1,2(R)-diol (1.44 g, 3.02 mmol) in methanol (30 mL) was treated with cesium fluoride (1.35 g, 8.89 mmol) and glacial acetic acid (0.19 mL, 3.17 mmol). The resultant solution was stirred at ambient temperature for 18 h. Water (60 mL) was added and the  
10 resultant suspension was stirred vigorously for 5 h. The solid was collected by filtration and washed with water-methanol (2:1, 90 mL). The brown solid was dissolved in acetone and chromatographed on silica gel. Elution with methanol-dichloromethane (10%-30%) afforded 3-{5-[2-(4-Ethynyl-2-fluoro-phenylamino)-3,4-difluoro-phenyl]-[1,3,4]oxadiazol-2-ylamino}-propane-1,2(R)-  
15 diol (775 mg, 63% yield) as a cream-colored solid: <sup>1</sup>H NMR (400 MHz, DMSO-d<sub>6</sub>) δ 8.91 (s, 1 H), 7.94 (t, J = 5.9 Hz, 1 H), 7.58 (ddd, J = 9.0, 5.7, 1.9 Hz, 1 H), 7.40 (dd, J = 12.0, 1.7 Hz, 1 H), 7.33 (dt, J = 7.3, 9.3 Hz, 1 H), 7.21 (dd, J = 8.5, 1.7 Hz, 1 H), 6.93 (td, J = 8.8, 5.4 Hz, 1 H), 4.86 (d, J = 5.1 Hz, 1 H), 4.63 (t, J = 5.7 Hz, 1 H), 4.17 (s, 1 H), 3.64 (m, 1 H), 3.36 (m, 3 H), 3.15 (m, 1 H);  
20 MS(APCI+) = 405.1, MS(APCI-) = 403.1.  
C26ELSA IC<sub>50</sub> = 0.12 μM

### EXAMPLE 152

3-{5-[2-(4-Ethyl-2-fluoro-phenylamino)-3,4-difluoro-phenyl]-[1,3,4]oxadiazol-2-ylamino}-propane-1,2(R)-diol  
25

A solution of 3-{5-[2-(4-Ethynyl-2-fluoro-phenylamino)-3,4-difluoro-phenyl]-[1,3,4]oxadiazol-2-ylamino}-propane-1,2(R)-diol (0.38 g, 0.94 mmol) in ethanol-tetrahydrofuran (1:1, 50 mL) was hydrogenated (4295 psi) over Raney Nickel (0.65 g) for 40 h. The reaction mixture was filtered and the filtrate was  
30 concentrated to a brown oil that was chromatographed on silica gel. Elution with methanol-dichloromethane (5 -> 25%) afforded 3-{5-[2-(4-Ethyl-2-fluoro-phenylamino)-3,4-difluoro-phenyl]-[1,3,4]oxadiazol-2-ylamino}-propane-1,2(R)-

-86-

diol (251 mg, 65% yield) as a white solid. Recrystallization from acetone-hexanes afforded analytically pure material: m.p. 150-152 °C (dec); <sup>1</sup>H NMR (400 MHz, DMSO-d<sub>6</sub>) δ 8.88 (s, 1 H), 7.94 (t, J = 5.3 Hz, 1 H), 7.53 (ddd, J = 9.0, 5.7, 1.9 Hz, 1 H), 7.17 (dt, J = 7.1, 9.4 Hz, 1 H), 7.12 (br d, J = 11.5 Hz, 1 H), 7.02-6.93 (m, 2 H), 4.87 (d, J = 4.9 Hz, 1 H), 4.63 (t, J = 5.6 Hz, 1 H), 3.67 (m, 1 H), 3.37 (m, 3 H), 3.17 (m, 1 H), 2.56 (q, J = 7.6 Hz, 2 H), 1.17 (t, J = 7.6 Hz, 3 H). Anal. Cald/Found for C<sub>19</sub>H<sub>19</sub>F<sub>3</sub>N<sub>4</sub>O<sub>3</sub>: C, 55.88/55.84; H, 4.69/4.32; N, 13.72/13.64. C26ELSA IC<sub>50</sub> = 2.4 μM

10

## EXAMPLE 153

3-{5-[3,4-Difluoro-2-(2-fluoro-4-iodo-phenylamino)-phenyl]-[1,3,4]oxadiazol-2-ylamino}-propane-1,2 (S)-diol

3-{5-[3,4-Difluoro-2-(2-fluoro-4-iodo-phenylamino)-phenyl]-[1,3,4]oxadiazol-2-ylamino}-propane-1,2 (S)-diol (9.99 g) was prepared from 5-[3,4-Difluoro-2-(2-fluoro-4-iodo-phenylamino)-phenyl]-3H-[1,3,4]oxadiazol-2-one (15.4 g, 35.5 mmol) and (S)-(-)-3-amino-1,2-propanediol (4.05 g, 44.5 mmol) by the procedure described for 3-{5-[3,4-Difluoro-2-(2-fluoro-4-iodo-phenylamino)-phenyl]-[1,3,4]oxadiazol-2-ylamino}-propane-1,2 (R)-diol. A white solid: <sup>1</sup>H NMR (400 MHz, DMSO-d<sub>6</sub>) δ 8.84 (s, 1 H), 7.94 (t, J = 5.9 Hz, 1 H), 7.65 (dd, J = 10.7, 1.5 Hz, 1 H), 7.56 (m, 1 H), 7.42 (d, J = 8.3 Hz, 1 H), 7.27 (apparent q, J = 9.0 Hz, 1 H), 6.80 (m, 1 H), 4.86 (d, J = 5.1 Hz, 1 H), 4.62 (t, J = 5.6 Hz, 1 H), 3.66 (m, 1 H), 3.36 (m, 3 H), 3.14 (m, 1 H).

20

## EXAMPLE 154

2-{5-[3,4-Difluoro-2-(2-fluoro-4-iodo-phenylamino)-phenyl]-[1,3,4]oxadiazol-2-ylamino}-propane-1,3-diol

25

**Step 1**

5-[3,4-Difluoro-2-(2-fluoro-4-iodo-phenylamino)-phenyl]-3H-[1,3,4]oxadiazol-2-one (15.2 g, 35.1 mmol) and 2-amino-1,3-propanediol (4.13 g, 45.3 mmol) were combined in isopropanol (150 mL) and heated to reflux under a nitrogen atmosphere. After 5 days, the reaction mixture was cooled to ambient temperature and concentrated to about 1/3 volume. Crystallization was induced by scratching

30

-87-

with a glass rod. The crystals were filtered, washed with isopropanol, and dried in vacuo to afford the urea product as a crystalline solid (16.00 g, 87% yield).

### Step 2

5 The urea from Step 1 (16.00 g, 30.5 mmol) was combined with PS-triphenylphosphine (Argonaut Technologies, 46.5 mmol P) and triethylamine (7.3 mL, 52 mmol) in dichloromethane (300 mL). Carbon tetrachloride (5.0 mL, 52 mmol) was added and the reaction mixture was heated at reflux for 8 h under a nitrogen atmosphere. Additional portions of PS-triphenylphosphine (8.97 g, 15.2 mmol P), carbon tetrachloride (2.0 mL, 21 mmol), and triethylamine (2.5 mL, 17.8 mmol) were added and the reaction mixture was heated at reflux an additional 5 h. The reaction mixture was filtered, and the resin was washed with dichloromethane (500 mL). The combined filtrate was washed with water (2 x 100 mL) and saturated brine (100 mL), was dried over magnesium sulfate and was concentrated in vacuo to a foam (fraction A). The resin was further washed with tetrahydrofuran (1 L) and tetrahydrofuran-methanol (3:1, 1 L) and this filtrate was concentrated in vacuo and combined with fraction A. The product was obtained by chromatography on silica gel. Elution with 5-25% methanol in dichloromethane afforded pure 2-{5-[3,4-Difluoro-2-(2-fluoro-4-iodo-phenylamino)-phenyl]-[1,3,4]oxadiazol-2-ylamino}-propane-1,3-diol (10.75 g, 70% yield) as an off-white foam. Crystallization from dichloromethane and drying in vacuo @ 40 °C afforded an analytically pure white solid: m.p. 110-114 °C (dec); <sup>1</sup>H NMR (400 MHz, DMSO-d<sub>6</sub>) δ 8.84 (s, 1 H), 7.79 (d, J = 7.6 Hz, 1 H), 7.64 (dd, J = 10.7, 1.9 Hz, 1 H), 7.54 (ddd, J = 9.0, 5.6, 1.8 Hz, 1 H), 7.41 (br d, J = 8.4 Hz, 1 H), 7.30 (td, J = 9.5, 6.9 Hz, 1 H), 6.80 (dt, J = 5.1, 8.8 Hz, 1 H), 4.73 (t, J = 5.4 Hz, 2 H), 3.52 (m, 5 H). Anal. Calcd/Found for C<sub>17</sub>H<sub>14</sub>F<sub>3</sub>IN<sub>4</sub>O<sub>3</sub>: C, 40.34/40.17; H, 2.79/2.44; N, 11.07/10.98.

C26ELSA IC<sub>50</sub> = 0.11 μM

30

### EXAMPLE 155

2-{5-[2-(4-Ethynyl-2-fluoro-phenylamino)-3,4-difluoro-phenyl]-[1,3,4]oxadiazol-2-ylamino}-propane-1,3-diol

-88-

**Step 1**

A solution of 2-{5-[3,4-Difluoro-2-(2-fluoro-4-iodo-phenylamino)-phenyl]-[1,3,4]oxadiazol-2-ylamino}-propane-1,3-diol (3.5 g, 6.91 mmol) in tetrahydrofuran-triethylamine (1:1, 40 mL) was added (trimethylsilyl)acetylene (1.95 mL, 13.8 mmol), dichlorobis(triphenylphosphine)-palladium(II) (239 mg, 0.340 mmol), and copper(I) iodide (163 mg, 0.856 mmol). The resultant reaction mixture was stirred 4 h at ambient temperature, filtered through a pad of Celite. The filtered salts were washed with ethyl acetate (300 mL) and the combined filtrate was washed with water (2 x 100 mL) and saturated brine (100 mL), dried over magnesium sulfate and concentrated in vacuo. Chromatography on silica gel (5% -> 25% methanol in dichloromethane) afforded 2-{5-[3,4-Difluoro-2-(2-fluoro-4-trimethylsilyl ethynyl-phenylamino)-phenyl]-[1,3,4]oxadiazol-2-ylamino}-propane-1,3-diol (2.74 g, 83% yield) as a brown foam.

**Step 2**

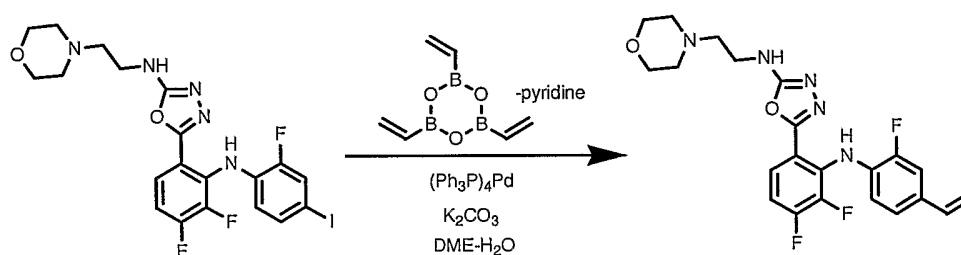
A solution of 2-{5-[3,4-Difluoro-2-(2-fluoro-4-trimethylsilyl ethynyl-phenylamino)-phenyl]-[1,3,4]oxadiazol-2-ylamino}-propane-1,3-diol (2.74 g, 5.75 mmol) in methanol (50 mL) was treated with cesium fluoride (2.69 g, 17.7 mmol) and glacial acetic acid (0.35 mL, 6.13 mmol). The resultant solution was stirred at ambient temperature for 15 h. The reaction mixture was concentrated in vacuo and partitioned between ethyl acetate (200 mL) and water (100 mL). The organics were washed with saturated aqueous sodium bicarbonate (50 mL) and saturated brine (50 mL), dried over magnesium sulfate, concentrated under reduced pressure and chromatographed on silica gel. Elution with 5-> 25% methanol in dichloromethane afforded a brown oil upon concentration. Addition of dichloromethane (30 mL) and scratching with a glass rod induced crystallization. The straw-colored crystals were collected and dried in vacuo @ 40 °C to afford 2-{5-[2-(4-ethynyl-2-fluoro-phenylamino)-3,4-difluoro-phenyl]-[1,3,4]oxadiazol-2-ylamino}-propane-1,3-diol: <sup>1</sup>H NMR (400 MHz, DMSO-d<sub>6</sub>) δ 8.92 (s, 1 H), 7.81 (d, J = 7.3 Hz, 1 H), 7.57 (ddd, J = 9.0, 5.7, 1.8 Hz, 1 H), 7.40 (dd, J = 12.0, 1.7 Hz, 1 H), 7.33 (td, J = 9.4, 7.3 Hz, 1 H), 7.20 (dd, J = 8.5, 1.6 Hz, 1 H), 6.93 (td, J = 8.8, 5.4 Hz, 1 H), 4.74 (t, J = 5.4 Hz, 2 H), 4.17 (s, 1 H), 3.53 (m, 5 H). Anal.

-89-

Calcd/Found for  $C_{19}H_{15}F_3N_4O_3-(CH_2Cl_2)_{0.2}$ : C, 54.73/54.34; H, 3.68/3.30; N, 13.30/12.99. MS(APCI+) = 405.1, MS(APCI-) = 403.1.

## EXAMPLE 156

5 {5-[3,4-Difluoro-2-(2-fluoro-4-vinyl-phenylamino)-phenyl]-[1,3,4]oxadiazol-2-yl}-(2-morpholin-4-yl-ethyl)-amine



To a stirring solution of {5-[3,4-Difluoro-2-(2-fluoro-4-iodo-phenylamino)-phenyl]-[1,3,4]oxadiazol-2-yl}-(2-morpholin-4-yl-ethyl)-amine (2.80 g, 5.13 mmol) and 2,4,6-Trivinyl-cyclotriboroxane pyridine complex (1.12 g, 4.65 mmol) in dimethoxyethane (30 mL) and water (10 mL) was added potassium carbonate (699 mg, 5.06 mmol) and tetrakis(triphenylphosphine)palladium (260 mg, 0.23 mmol). The reaction mixture was heated at reflux for 2 h, diluted with ethyl acetate (100 mL) and washed with water (2 x 20 mL) and saturated brine (2 x 20 mL). The organics were dried over magnesium sulfate, concentrated under reduced pressure, and purified by silica gel chromatography. Gradient elution with dichloromethane-15% methanol/dichloromethane afforded the product as a pale yellow foam (1.55 g) contaminated with ca. 0.15 mol% triphenylphosphine oxide and 10 mol% 2,4,6-Trivinyl-cyclotriboroxane pyridine complex. An analytically pure sample of {5-[3,4-Difluoro-2-(2-fluoro-4-vinyl-phenylamino)-phenyl]-[1,3,4]oxadiazol-2-yl}-(2-morpholin-4-yl-ethyl)-amine was prepared by dissolution of the above mixture in tetrahydrofuran-water (1:1, 9 mL) and treatment with sodium perborate monohydrate (160 mg, 1.61 mmol) for 24 h. The reaction mixture was diluted with water and extracted with dichloromethane (3 x 25 mL) and ethyl acetate (3 x 25 mL). The combined extracts were dried over magnesium sulfate and concentrated in vacuo. Silica gel chromatography afforded a white solid (120 mg). Recrystallization from ethyl acetate afforded analytically pure {5-[3,4-

-90-

Difluoro-2-(2-fluoro-4-vinyl-phenylamino)-phenyl]-[1,3,4]oxadiazol-2-yl)-(2-morpholin-4-yl-ethyl)-amine: m. p. 174-177 °C; <sup>1</sup>H NMR (400 MHz, CDCl<sub>3</sub>) δ 9.03 (s, 1 H), 7.48 (ddd, J = 9.0, 5.5, 2.1 Hz, 1 H), 7.17 (dd, J = 12.0, 1.9 Hz, 1 H), 7.07 (dd, J = 8.3, 1.7 Hz, 1 H), 6.93 (td, J = 8.3, 5.1 Hz, 1 H), 6.81 (dt, 7.1, 9.0 Hz, 1 H), 6.63 (dd, J = 17.6, 11.0 Hz, 1 H), 5.65 (d, J = 17.6 Hz, 1 H), 5.46 (t, J = 5.0 Hz, 1 H), 5.21 (d, J = 11.0 Hz, 1 H), 3.73 (apparent t, J = 4.6 Hz, 4 H), 3.50 (dt, J = 6.1, 5.3 Hz, 2 H), 2.65 (m, 2 H), 2.51 (apparent t, J = 4.4 Hz, 4 H). Anal. Cald/Found for C<sub>22</sub>H<sub>22</sub>F<sub>3</sub>N<sub>5</sub>O<sub>2</sub>: C, 59.32/ 59.11; H, 4.98/ 4.90; N, 15.72/ 15.50. C26ELSA IC<sub>50</sub> = 0.71 μM

10

## EXAMPLE 157

2-(4-{2,3-difluoro-6-[5-(2-morpholin-4-yl-ethylamino)-[1,3,4]oxadiazol-2-yl]-phenylamino}-3-fluoro-phenyl)-ethanol

**Step 1**

15 To a stirring solution of {5-[3,4-Difluoro-2-(2-fluoro-4-iodo-phenylamino)-phenyl]-[1,3,4]oxadiazol-2-yl)-(2-morpholin-4-yl-ethyl)-amine (2.80 g, 5.13 mmol) and 2,4,6-Trivinyl-cyclotriboroxane pyridine complex (1.12 g, 4.65 mmol) in dimethoxyethane (30 mL) and water (10 mL) was added potassium carbonate (699 mg, 5.06 mmol) and tetrakis(triphenylphosphine)palladium (260 mg, 0.23 mmol). The reaction mixture was heated at reflux for 2 h, diluted with ethyl acetate (100 mL) and washed with water (2 x 20 mL) and saturated brine (2 x 20 mL). The organics were dried over magnesium sulfate, concentrated under reduced pressure, and purified by silica gel chromatography. Gradient elution with dichloromethane-15% methanol/dichloromethane afforded {5-[3,4-difluoro-2-(2-fluoro-4-vinyl-phenylamino)-phenyl]-[1,3,4]oxadiazol-2-yl)-(2-morpholin-4-yl-ethyl)-amine as a pale yellow foam (1.55 g) contaminated with ca. 0.15 mol% triphenylphosphine oxide and 10 mol% 2,4,6-Trivinyl-cyclotriboroxane pyridine complex.

25  
30**Step 2**

To a 0°C solution of the impure product of step 1, {5-[3,4-difluoro-2-(2-fluoro-4-vinyl-phenylamino)-phenyl]-[1,3,4]oxadiazol-2-yl)-(2-morpholin-4-yl-ethyl)-amine

-91-

(1.19g, 2.67 mmol) in THF was added 1M borane-THF (9 mL, 9 mmol). Allowed reaction solution to warm to room temperature over 23h. Added sodium borate monohydrate (3.0g, 26.7 mmol) to the reaction solution. After stirring for 63h at room temperature, water (6 mL) was added to the reaction solution. Filtered the mixture, rinsing the filter cake with water and ethyl acetate. Extracted the aqueous layer with ethyl acetate. Neutralized the aqueous layer to pH 7 and extracted with ethyl acetate. The extracts were combined and the solvent was removed *in vacuo* to obtain a foam. Chromatographed crude material on silica gel, eluting with a gradient of methylene chloride to 10% methanol in methylene chloride. Combined fractions and removed the solvent *in vacuo* to obtain a 0.874g of a mixture containing triphenylphosphine oxide and 2-(4-{2,3-difluoro-6-[5-(2-morpholin-4-yl-ethylamino)-[1,3,4]oxadiazol-2-yl]-phenylamino}-3-fluoro-phenyl)-ethanol and 1-(4-{2,3-difluoro-6-[5-(2-morpholin-4-yl-ethylamino)-[1,3,4]oxadiazol-2-yl]-phenylamino}-3-fluoro-phenyl)-ethanol.

### Step 3

The mixture of 2-(4-{2,3-difluoro-6-[5-(2-morpholin-4-yl-ethylamino)-[1,3,4]oxadiazol-2-yl]-phenylamino}-3-fluoro-phenyl)-ethanol and 1-(4-{2,3-difluoro-6-[5-(2-morpholin-4-yl-ethylamino)-[1,3,4]oxadiazol-2-yl]-phenylamino}-3-fluoro-phenyl)-ethanol (contains triphenylphosphine) prepared in step two was dissolved in dimethylformamide, cooled to 0 °C, and treated with imidazole (2 eq) and triisopropylsilylchloride (2 eq). The reaction mixture was allowed to warm to ambient temperature over 15 h. Partitioned reaction mixture between saturated aqueous sodium bicarbonate and ethyl acetate. Extracted the aqueous layer with ethyl acetate. Combined the ethyl acetate extracts and washed them with brine. The extracts were dried over magnesium sulfate, filtered and concentrated *in vacuo* to obtain an oil. Chromatographed crude oil on silica gel using a gradient of 5% methanol in methylene chloride to 10% methanol in methylene chloride over 40 min. Combined fractions and removed the solvent *in vacuo*. Further chromatographed the obtained oil on silica gel using 3% methanol in methylene chloride. Combined fractions and removed the solvent *in vacuo* to obtain a mixture of (5-{3,4-difluoro-2-[2-fluoro-4-(2-tripropylsilyloxy-ethyl)-

-92-

phenylamino]-phenyl}-[1,3,4]oxadiazol-2-yl)-2-morpholin-4-yl-ethyl)-amine and (5-{3,4-Difluoro-2-[2-fluoro-4-(1-tripropylsilyloxy-ethyl)-phenylamino]-phenyl}-[1,3,4]oxadiazol-2-yl)-)2-morpholin-4-yl-ethyl)-amine.

5 **Step 4**

To a solution of (5-{3,4-difluoro-2-[2-fluoro-4-(2-tripropylsilyloxy-ethyl)-phenylamino]-phenyl}-[1,3,4]oxadiazol-2-yl)-2-morpholin-4-yl-ethyl)-amine and (5-{3,4-Difluoro-2-[2-fluoro-4-(1-tripropylsilyloxy-ethyl)-phenylamino]-phenyl}-[1,3,4]oxadiazol-2-yl)-)2-morpholin-4-yl-ethyl)-amine in methylene chloride was added triethylsilane (20 eq) and triflic acid (5 eq). After 64 h of stirring at room temperature, the solvent was removed in vacuo to obtain a residue. The residue was dissolved in ethyl acetate and washed with water and brine. Dried the ethyl acetate extracts over magnesium sulfate. Filtered the mixture and removed the ethyl acetate *in vacuo* to obtain an oil.

15 Chromatographed the obtained oil on silica gel using 5% acetone in hexanes for 5 min., 40% acetone in hexanes for 36 min., a gradient of 60% acetone in hexanes to 80% acetone in hexanes over 10 min, 80% acetone in hexanes over 16 min. Combined fractions and removed the solvent in vacuo to obtain a mixture of 2-(4-{2,3-difluoro-6-[5-(2-morpholin-4-yl-ethylamino)-[1,3,4]oxadiazol-2-yl]-phenylamino}-3-fluoro-phenyl)-ethanol and 1-(4-{2,3-difluoro-6-[5-(2-morpholin-4-yl-ethylamino)-[1,3,4]oxadiazol-2-yl]-phenylamino}-3-fluoro-phenyl)-ethanol. Resubmitted the mixture to triethylsilane (20 eq) and triflic acid (5 eq). After 17h of stirring the solvent was removed in vacuo. Chromatographed residue on silica gel eluting with 5% methanol in methylene chloride. Combined

25 fractions and removed the solvent in vacuo to obtain a gum. Dried gum under vacuum at 80°C for c.a. 60 h to isolate 2-(4-{2,3-difluoro-6-[5-(2-morpholin-4-yl-ethylamino)-[1,3,4]oxadiazol-2-yl]-phenylamino}-3-fluoro-phenyl)-ethanol as a solid: <sup>1</sup>H-NMR (CDCl<sub>3</sub>, 400Hz): δ 8.96 (1H, NH, br. s.), 7.45 (1H, ArH, m), 6.94 (3H, ArH, m), 6.76 (1H, ArH, m), 5.51 (1H, NH/OH, v. br. s.), 3.85 (2H, CH<sub>2</sub>CH<sub>2</sub>OH, t, J=6.34Hz), 3.74 (4H, NCH<sub>2</sub>, br. t., J=4.14Hz), 3.50 (2H, HNCH<sub>2</sub>CH<sub>2</sub>, q, J=11.22, 5.42Hz), 2.83 (2H, HNCH<sub>2</sub>CH<sub>2</sub>, t, J=6.58Hz), 2.66 (2H, CH<sub>2</sub>CH<sub>2</sub>OH, br. t., J=5.369Hz), 2.52 (4H, OCH<sub>2</sub>, br. m.); <sup>19</sup>F-NMR (CDCl<sub>3</sub>, 376

30

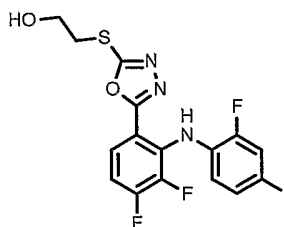
-93-

Hz):  $\delta$ -127.38 (1F, t, J=10.11Hz), -133.10 (1F, t, J=0.027Hz), -145.02 (1F, d, J=0.047); MS (APCI+) = 464.4, MS(APCI-) = 462.2. HPLC (Alltech Alltima C18, 3 $\mu$ m column,, 254nM, mobile phase: 90/10 AcCN/water to 10/90 AcCN water in 10 minutes): 5.697 min, 96.15%. C26ELSA % Inhib @ 5  $\mu$ M = 33%

5 C26ELSA % Inhib @ 0.5  $\mu$ M = 31%

## EXAMPLE 158

2-{5-[3,4-Difluoro-2-(2-fluoro-4-iodo-phenylamino)-phenyl]-[1,3,4]oxadiazol-2-ylsulfanyl}-ethanol



10

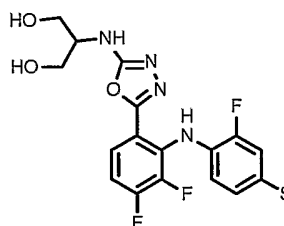
## EXAMPLE 159

[6-(5-Allylsulfanyl-[1,3,4]oxadiazol-2-yl)-2,3-difluoro-phenyl]-(2-fluoro-4-iodo-phenyl)-amine

15

## EXAMPLE 160

2-{5-[3,4-Difluoro-2-(2-fluoro-4-methylsulfanyl-phenylamino)-phenyl]-[1,3,4]oxadiazol-2-ylamino}-propane-1,3-diol

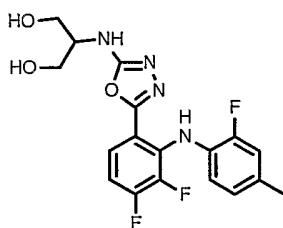


20

## EXAMPLE 161

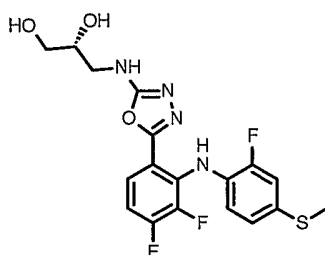
2-{5-[2-(4-Ethyl-2-fluoro-phenylamino)-3,4-difluoro-phenyl]-[1,3,4]oxadiazol-2-ylamino}-propane-1,3-diol

-94-



## EXAMPLE 162

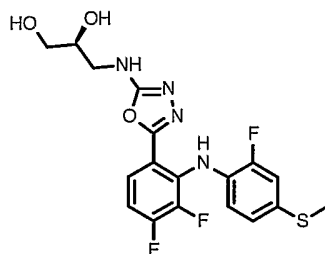
3-{5-[3,4-Difluoro-2-(2-fluoro-4-methylsulfonyl-phenylamino)-phenyl]-[1,3,4]oxadiazol-2-ylamino}-propane-1,2(R)-diol



5

## EXAMPLE 163

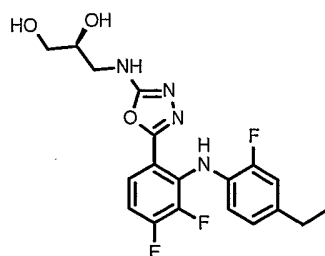
3-{5-[3,4-Difluoro-2-(2-fluoro-4-methylsulfonyl-phenylamino)-phenyl]-[1,3,4]oxadiazol-2-ylamino}-propane-1,2(S)-diol



10

## EXAMPLE 164

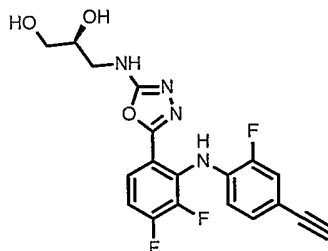
3-{5-[2-(4-Ethyl-2-fluoro-phenylamino)-3,4-difluoro-phenyl]-[1,3,4]oxadiazol-2-ylamino}-propane-1,2(S)-diol



## EXAMPLE 165

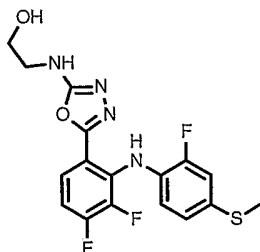
-95-

3-{5-[2-(4-Ethynyl-2-fluoro-phenylamino)-3,4-difluoro-phenyl]-[1,3,4]oxadiazol-2-ylamino}-propane-1,2(S)-diol



## EXAMPLE 166

5 2-{5-[3,4-Difluoro-2-(2-fluoro-4-methylsulfanyl-phenylamino)-phenyl]-[1,3,4]oxadiazol-2-ylamino}-ethanol



## EXAMPLE 167

10 2-(4-{2,3-difluoro-6-[5-(2-methylamino-ethylamino)-1[1,3,4]oxadiazol-2-yl]-phenylamino}-3-fluoro-phenyl)-ethanol

**Step 1**

Compound **6** from Example 18, (2-{5-[3,4-Difluoro-2-(2-fluoro-4-iodo-phenylamino)-phenyl]-[1,3,4]oxadiazol-2-ylamino}-ethyl)-methyl-carbamic acid  
 15 tert-butyl ester, 2.71g, 4.6mmol) in dimethoxyethane (36mL) was stirred under nitrogen with tetrakis(triphenylphosphine)palladium(0) (265mg, 5%) for 20 minutes. At that time potassium carbonate (635mg, 4.6mmol), water (12mL), and vinylboronic acid pyridine complex (1.1g, 4.6mmol) was added. The solution was heated to reflux for 2 hours, and the reaction appeared complete by MS. After  
 20 cooling to room temperature the reaction was poured into ethyl acetate washed with sodium bicarbonate solution, and dried over magnesium sulfate providing an orange oil. Chromatography on silica gel eluting with 20% ethyl acetate in dichloromethane provided product as a colorless foam (1.58g, 70%).

**Step 2**

Compound from above ( 1.58g, 3.22mmol) in dry tetrahydrofuran at 0°C was added borane-tetrahydrofuran complex (2.0equivalents). After stirring 1.5 hours, sodium perborate (1.92g, 19.3mmol) slurried in water (15mL) was added and the reaction was stirred for 3 hours. The reaction mixture was poured into water, extracted with ethyl acetate and the organic phase was washed with brine and dried over magnesium sulfate to provide a yellow foam. Chromatography on silica gel eluting with 30% ethyl acetate in dichloromethane gave product as a colorless solid (1.09g, 69%).

**Step 3**

Compound from above ( 1.09g) in dichloromethane was treated with HCl gas. After standing for 1 hour and oily precipitate forms. The solution was evaporated and then triturated with methanol/acetonitrile and evaporated to give a light yellow solid ( 800mg). <sup>1</sup>H NMR (DMSO) 8.94(s,1H), 8.78(brs 2H), 8.25(t,1H), 7.54(m,1H), 7.17(m,1H), 7.10(d,1H), 6.93(s,2H), 3.55(m,4H), 3.12(m,2H), 2.64(t,1H), 2.55(t,3H); Analysis calculated for C<sub>19</sub>H<sub>20</sub>N<sub>5</sub>O<sub>2</sub>F<sub>3</sub> corrects for 1.85 HCl, 0.80 water C 46.63/46.63, H 4.83/4.83, N 14.31/14.31. C<sub>26</sub>CPA1 IC<sub>50</sub> = 0.91 μM

## EXAMPLE 168

N-(2-{5-[2-(4-Ethyl-2-fluoro-phenylamino)-3,4-difluoro-phenyl]-[1,3,4]oxadiazol-2-ylamino}-ethyl)-N-methyl-acetamide

25 **Step 1**

*N*-{5-[3,4-Difluoro-2-(2-fluoro-4-iodo-phenylamino)-phenyl]-[1,3,4]oxadiazol-2-yl}-*N*'-methyl-ethane-1,2-diamine as a hydrochloride salt (1.0g, 1.78mmol) in dichloromethane (10mL) was treated with triethylamine ( 792uL, 5.7mmol) and acetic anhydride ( 167uL, 1.78mmol). The reaction was stirred 16 hours at room temperature, diluted with additional solvent, and then washed with water and then sodium bicarbonate solution. To provide a colorless foam (712mg, 76%) that was sufficiently pure for further use.

-97-

**Step 2**

Product from step 1 (712mg, 1.3mmol) in dimethoxyethane ( 9mL) was treated with tetrakis(triphenylphosphine)palladium(0) (77mg, 5%) for 30 minutes. At this time, potassium carbonate (185mg, 1.3mmol), vinyl boronic acid pyridine complex (322mg, 1.3mmol) and water ( 3mL) was added and heated to reflux for 1.5 hours. At this time the reaction was judged complete, and was evaporated to dryness. The residue was chromatographed on silica gel eluting with 4% methanol in dichloromethane to give product as a colorless oil (450mg, 80%) that was used directly in the next step.

**Step 3**

Product from step 3 ( 450mg, 1.0mmol) in tetrahydrofuran (16mL) was treated with 5% Pd on C (50mg) and place under 50 psi hydrogen pressure. When the pressure drop was complete, the catalyst was removed by filtration providing product as a colorless foam from dicholromethane (383mg, 85%). <sup>1</sup>H NMR (DMSO) 8.93(s,1H), 7.42(m,1H), 6.97-6.68(m,4H), 6.06(t,1H), 3.65(m,2H), 3.58(m,2H), 3.06(s,3H), 2.59(q,2H), 2.10(s,3H), 1.20(t,3H); Analysis corrects for 0.12 dicholromethane, C 57.27/57.07, 4.95/5.27, 15.76/15.37.

## EXAMPLE 169

2-(5-{3,4-difluoro-2-[2-fluoro-4-(2-hydroxy-ethyl)phenylamino]-phenyl}-[1,3,4]oxadiazol-2-ylamino)ethanol

**Step 1**

[2-(tert-butyl-dimethyl-silyloxy)-ethyl]-{5-[3,4-difluoro-2-(2-fluoro-4-iodo-phenylamino)-phenyl]-[1,3,4]oxadiazol-2-yl}-amine (1.26g, 2.1mmol in dimethoxyethane ( 18mL) was treated with tetrakis(triphenylphosphine)palladium(0) (123mg, 5%) for 30 minutes. At this time, potassium carbonate (295mg, 2.1mmol), vinyl boronic acid pyridine complex (513mg, 2.1mmol) and water ( 6mL) was added and heated to reflux for 1.5 hours. At this time the reaction was judged complete, cooled to room temperature and poured into water. Product was extracted with ethyl acetate, the

-98-

organic layer was washed with sodium bicarbonate solution and then brine. After drying over magnesium sulfate the solvent was removed under reduced pressure to give an oil. Chromatography in silica gel 4:1 hexane/ethyl acetate provided a light yellow oil that solidified upon standing (780mg, 75%).

5

**Step 2**

Compound from above (780mg, 1.6mmol) in dry tetrahydrofuran at 0°C was added borane-tetrahydrofuran complex (2.0equivalents). After stirring 1.5 hours, sodium perborate (952mg, 9.6mmol) slurried in water (10mL) was added and the reaction was stirred for 3 hours. The reaction mixture was poured into water, extracted with ethyl acetate and the organic phase was washed with brine and dried over magnesium sulfate to provide a yellow foam. Chromatography on silica gel eluting with 25% ethyl acetate in dichloromethane gave product as a colorless solid (448mg, 60%).

15

**Step 3**

Compound from above (448mg, 0.88mmol) in tetrahydrofuran (10mL) was treated with acetic acid (50uL, 0.88mmol) and then tetrabutylammonium fluoride (1.3mL of 1.0M solution in tetrahydrofuran) for 5 hours. The reaction was poured into ethylacetate, washed with water and then brine. After drying over magnesium sulfate the solvent was evaporated to give a colorless foam. Trituration of the foam with 1:1 dichloromethane/hexane provided a colorless solid that was collected by filtration (275mg, 79%). <sup>1</sup>HNMR (DMSO) 8.83(s,1H), 7.95(t,1H), 7.52(m,1H), 7.15(m,1H), 7.10(d,1H), 6.93(s,2H), 4.75(t,1H), 4.61(t,1H), 3.55(m,4H), 3.24(m,2H), 2.67(t,2H). Analysis corrects for 0.59 water C<sub>26</sub>H<sub>28</sub>F<sub>2</sub>N<sub>2</sub>O<sub>2</sub> IC<sub>50</sub> = 5.1 μM

20  
25

## EXAMPLE 170

Acetic acid 2-{5-[2-(4-ethyl-2-fluoro-phenylamino)-3,4-difluoro-phenyl]-[1,3,4]oxadiazol-2-ylamino}-ethyl ester

30

T a solution comprised of 2-{5-[2-(4-ethyl-2-fluoro-phenylamino)-3,4-difluoro-phenyl]-[1,3,4]oxadiazol-2-ylamino}-ethanol (0.25 g), pyridine, acetic anhydride, and dichloromethane (5 mL) was added several grains of 4-

-99-

dimethylaminopyridine. The reaction mixture was stirred under an argon atmosphere for 44 minutes. The reaction mixture was quenched with 10 % aqueous hydrochloric acid. The mixture was then diluted with dichloromethane (350 mL) and water (50 mL). The organic phase was separated and dried over magnesium sulfate. Thin layer chromatography analysis of the dried dichloromethane filtrate showed a single product spot ( $R_f = 0.61$ , 9:1 v/v dichloromethane:methanol; UV detection:  $R_f$  for starting material = 0.41). The filtrate was concentrated under reduced pressure (40 °C) to give a clear viscous film. Reconstitution in dichloromethane, transfer to a reaction vial, and reconcentration under reduced pressure gave a white amorphous solid. This crude product was dissolved in absolute ethanol (5 mL) over a steam bath, and the solution was boiled down to minimal volume (~2 mL) and was cooled over an ice bath for about one hour. No crystallization ensued. Hexanes (~3 mL) were added to the ethanol solution until slightly turbid. Within about one minute, small white crystals began to form suspended in solution and adhered to the insides of the vessel. The precipitate was collected by vacuum filtration and was dried with suction to afford the white microneedles (0.1459 g).

As used herein, the terms "patient" or "recipient" refer to any warm-blooded animal, preferably a mammal such as, but not limited to, a human, horse, dog, cat, guinea pig, or mouse. Preferably, the patient is human.

The terms "treat", "treating", or "treatment" for purposes of the present invention refer to delay of onset, prophylaxis or prevention, amelioration, inhibition, or elimination of a named condition, or the diminution of its physiological symptoms or manifestations, in a patient or recipient once the condition has been established. A therapeutically or pharmaceutically effective amount of a compound of this invention or other pharmaceutically useful agent will be understood to be an amount of the compound or compounds in question which will bring about the before mentioned delay of onset, prophylaxis or prevention, amelioration, inhibition, or elimination of a named condition, or the diminution of its physiological symptoms or manifestations.

-100-

Selective MEK 1 or MEK 2 inhibitors are those compounds that inhibit the MEK 1 or MEK 2 enzymes, respectively, without substantially inhibiting other enzymes such as MKK3, PKC, Cdk2A, phosphorylase kinase, EGF, and PDGF receptor kinases, and C-src. In general, a selective MEK 1 or MEK 2 inhibitor has an IC<sub>50</sub> for MEK 1 or MEK 2 that is at least one-fiftieth (1/50) that of its IC<sub>50</sub> for one of the above-named other enzymes. Preferably, a selective inhibitor has an IC<sub>50</sub> that is at least 1/100, more preferably 1/500, and even more preferably 1/1000, 1/5000, or less than that of its IC<sub>50</sub> or one or more of the above-named enzymes.

The disclosed compositions are useful as both prophylactic and therapeutic treatments for diseases or conditions related to the hyperactivity of MEK, as well as diseases or conditions modulated by the MEK cascade. Examples include, but are not limited to, stroke, septic shock, heart failure, osteoarthritis, rheumatoid arthritis, organ transplant rejection, and a variety of tumors such as ovarian, lung, pancreatic, brain, prostatic, and colorectal.

The invention further relates to a method for treating proliferative diseases, such as cancer, restenosis, psoriasis, autoimmune disease, and atherosclerosis. Other aspects of the invention include methods for treating MEK-related (including ras-related) cancers, whether solid or hematopoietic. Examples of cancers include brain, breast, lung, such as non-small cell lung, ovarian, pancreatic, prostate, renal, colorectal, cervical, acute leukemia, and gastric cancer. Further aspects of the invention include methods for treating or reducing the symptoms of xenograft (cell(s), skin, limb, organ or bone marrow transplant) rejection, osteoarthritis, rheumatoid arthritis, cystic fibrosis, complications of diabetes (including diabetic retinopathy and diabetic nephropathy), hepatomegaly, cardiomegaly, stroke (such as acute focal ischemic stroke and global cerebral ischemia), heart failure, septic shock, asthma, Alzheimer's disease, and chronic or neuropathic pain. Compounds of the invention are also useful as antiviral agents for treating viral infections such as HIV, hepatitis (B) virus (HBV), human papilloma virus (HPV), cytomegalovirus (CMV), and Epstein-Barr virus (EBV). These methods include the step of administering to a patient in need of such

-101-

treatment, or suffering from such a disease or condition, a therapeutically effective amount of a disclosed compound or pharmaceutical composition thereof.

The term "chronic pain" for purposes of the present invention includes, but is not limited to, neuropathic pain, idiopathic pain, and pain associated with  
5 chronic alcoholism, vitamin deficiency, uremia, or hypothyroidism. Chronic pain is associated with numerous conditions including, but not limited to, inflammation, arthritis, and post-operative pain.

As used herein, the term "neuropathic pain" is associated with numerous conditions which include, but are not limited to, inflammation, postoperative pain,  
10 phantom limb pain, burn pain, gout, trigeminal neuralgia, acute herpetic and postherpetic pain, causalgia, diabetic neuropathy, plexus avulsion, neuroma, vasculitis, viral infection (including herpes viral infection, varicella zoster infection, and HIV infection), crush injury, constriction injury, tissue injury, limb amputation, arthritis pain, hypothyroidism, uremia, chronic alcoholism, post-  
15 operative pain, arthritis, back pain, and vitamin deficiencies and nerve injury between the peripheral nervous system and the central nervous system.

The invention also features methods of combination therapy, such as a method for treating cancer, wherein the method further includes providing radiation therapy or chemotherapy, for example, with mitotic inhibitors such as a  
20 taxane or a vinca alkaloid. Examples of mitotic inhibitors include paclitaxel, docetaxel, vincristine, vinblastine, vinorelbine, and vinflunine. Other therapeutic combinations include a MEK inhibitor of the invention and an anticancer agent such as cisplatin, 5-fluorouracil or 5-fluoro-2-4(1H,3H)-pyrimidinedione (5FU), flutamide, and gemcitabine.

25 The chemotherapy or radiation therapy may be administered before, concurrently, or after the administration of a disclosed compound according to the needs of the patient.

Cancers which may be inhibited, treated or controlled with the compounds, methods and pharmaceutical formulations herein include, but are not limited to,  
30 cancers of the breast, prostate, testicular, lung, ovarian, uterine, kidney, bladder,

-102-

colon, rectum, stomach, pancreatic, hepatic, melanoma, esophageal, brain, Kaposi's sarcoma, squamous cell carcinomas, oral carcinomas, leukemias, gliomas and lymphomas.

5 A further embodiment of this invention is a method of treating subjects suffering from diseases caused by cellular proliferation. The method entails inhibiting proliferation of tumorigenic cells of epithelial origin and vascular smooth muscle proliferation, and/or cellular migration by administering a therapeutically effective amount of a compound of this invention to a subject in need of treatment.

10 A further embodiment of this invention is a method of treating subjects suffering from diseases caused by DNA tumor viruses such as herpes viruses.

The compounds of this invention may also be used in therapeutic combinations with inhibitors of cyclin-dependent kinases (CDK). These include synthetic CDK inhibitors, such as purines, alkaloids, indirubins, flavonoids, paullones, butyrolactone I and hymenialdisine.

15 Examples of purines which may be used in pharmaceutical combinations and regimens of this invention include olomoucine, roscovitine, CVT-313, isopentyl-adenine, purvalanol B and 6-Cyclohexylmethoxy-9H-purin-2-ylamine, also known as NU-2058. Useful alkaloid CDK inhibitors include staurosporine, UCN-01 and CPG 41 251. Indirubins include indirubin and its analogues, including indirubin-5-sulphonic acid, 5-chloro-indirubin and indirubin-3'-monoxime. Useful Flavonoids include flavopiridol, its deschloro derivative, L86-8276, and thioflavopiridol. Also useful is genistein, a naturally occurring isoflavone.

25 The compounds herein may also be used in drug regimens with taxanes, such as paclitaxel and docetaxel.

For indications in the treatment of bladder cancer, the compounds of this invention may be used in regimens with agents such as PACIS® (BCG, live - BioChem Pharma Inc.) and VALSTAR® (valrubicin - Anthra Pharmaceuticals). Brain cancer, including recurrent glioblastoma multiforme, combinations may

30

-103-

include GLIADEL® (carmustine wafer for implantation), sponsored by Guilford Pharmaceuticals Incorporated.

Breast cancer drugs which may be used in combinations of this invention include ADRIAMYCIN® (doxorubicin), AREDIA® (pamidronate disodium for injection - Ciba Geigy Corporation Pharmaceuticals Division), ARIMIDEX® (anastrozole - AstraZeneca Pharmaceuticals), AROMASIN® (exemestane - Pharmacia & Upjohn Company), CYTOXAN® (cyclophosphamide), ELLENCE® (epirubicin hydrochloride - Pharmacia & Upjohn), FARESTON® (toremifene citrate - Orion Corporation), FEMARA® (letrozole - Novartis Pharmaceuticals Company), GEMZAR® (gemcitabine), HERCEPTIN® (trastuzumab - Genentech, Inc.), MEGACE® (megestrol), NAVELBINE® (vinorelbine), NOLVADEX® (tamoxifen citrate - AstraZeneca Pharmaceuticals), TAXOL® (paclitaxel - Bristol-Myers Squibb), TAXOTERE® (docetaxel - Aventis, Inc.), XELODA® (capecitabine - Roche), and ZOLADEX® (goserelin acetate).

The compounds of this invention can also be used in advance of, in combination with, or following chemotherapy combinations or regimens known in the art. Examples of chemotherapy combinations utilized in treatment or inhibition of breast cancer include cyclophosphamide (CYTOXAN®), methotrexate (AMETHOPTERIN®, MEXATE®, or FOLEX®), and fluorouracil (Fluorouracil, 5-Fu, OR ADRUCIL®). This combination therapy is often called "CMF". Another related regimen is the administration of doxorubicin (ADRIAMYCIN®), followed by the "CMF" therapy. The regimen referred to as "CAF" comprises combinations of cyclophosphamide, doxorubicin, and fluorouracil. Combinations of doxorubicin (ADRIAMYCIN®) and cyclophosphamide are called "AC". Another conventional therapeutic breast cancer combination is the AC regiment, doxorubicin (ADRIAMYCIN®) and cyclophosphamide, combined with paclitaxel (TAXOL®). Another conventional regimen of treatment is the combination of cyclophosphamide (CYTOXAN®), epirubicin (ELLENCE®) and fluorouracil.

-104-

Combination therapies for colon and rectal cancer may include an effective amount of a compound of this invention and CAMPTOSAR® (irinotecan hydrochloride) injection, available from Pharmacia & Upjohn.

5 Head and neck cancers, including moderate to severe xerostomia, may be treated with a compound of this invention and ETHYOL® (amifostine) for Injection, available from US Bioscience. Regimens for treatment or amelioration of Kaposi's Sarcoma include compounds of this invention and PANRETIN® (Alitretinoin gel 0.1% - Ligand Pharmaceuticals), DAUNOXOME® (daunorubicin citrate liposome - NeXstar), TAXOL® (paclitaxel for Injection - 10 Bristol Myers Squibb Co. Pharmaceutical Research Institute).

Leukemia regimens can include combinations with BUSULFEX® (busulfan -Orphan Medical Inc), CAMPATH® (alemtuzumab - from Millennium and ILEX Partners, LP) Daunorubicin HCL (Bedford Laboratories, Div. Ben Venue Laboratories, Inc.), Elliotts B Solution (calcium chloride, dextrose, 15 magnesium sulfate, potassium chloride, sodium bicarbonate, sodium chloride, sodium phosphate, dibasic) for injection, sponsored by Orphan Medical Incorporated, GLEEVEC® (imatinib mesylate) from Novartis Pharmaceuticals Corporation, NEUPOGEN® (filgrastim) by Amgen, Inc., MYLOTARG® (gemtuzumab ozogamicin) for injection, available from Wyeth, and TRISENOX® 20 (arsenic trioxide) from Cell Therapeutics, Inc,

Lung cancer regimens include combinations of agents of the present invention and ETHYOL® (amifostine – Alza), ETOPOPHOS® (etoposide phosphate - Bristol-Myers Squibb), GEMZAR® (gemcitabine HCL for injection - Eli Lilly & Co.) HYCAMTIN® (topotecan hydrochloride for injection - 25 GlaxoSmithKline), TAXOL® (paclitaxel for Injection - Bristol Myers Squibb Co. Pharmaceutical Research Institute), TAXOTERE® (docetaxel – available from Aventis Pharmaceuticals),

Combination treatments for lymphoma, such as meningeal leukemia or lymphocytic lymphoma, may be include Elliotts B Solution (calcium chloride, 30 dextrose, magnesium sulfate, potassium chloride, sodium bicarbonate, sodium chloride, sodium phosphate, dibasic for injection - Orphan Medical Incorporated)

-105-

in mixes with methotrexate sodium and/or cytarabine for intrathecal administration. Also useful are Intron A (interferon alfa-2a - Schering Corp.), RITUXAN® (rituximab) sponsored by Genentech, Inc., ONTAK® ( denileukin diftitox ), marketed by Ligand Pharmaceuticals and manufactured by Seragen, Inc., for the treatment of persistent or recurrent cutaneous t-cell lymphoma, (CTCL), a rare slow-growing form of non-Hodgkin's lymphoma, in which malignant cells express the CD25 component of the IL-2 receptor. The compounds of this invention may also be used in regimens with TARGRETIN® (bexarotene) capsules, from Ligand Pharmaceuticals Inc., for treatment of cutaneous manifestations of cutaneous T-cell lymphoma, particularly in patients who are refractory to at least one prior systemic therapy, or with UVADEX® (methoxsalen sterile solution, 20 mcg/mL), available from Therakos, Inc., for palliative treatment of skin manifestations of cutaneous T-cell lymphoma that have been unresponsive to other treatments.

In combinations for the treatment or inhibition of melanoma the compounds may be combined in regimens with PROLEUKIN® (aldesleukin) from Chiron Corporation, particularly for treatment of adults with metastatic melanoma and for metastatic renal cell carcinoma patients.

The compounds herein may be used in regimens with DepoCyt® (cytarabine liposomal injection, 10 mg/mL), by DepoTech Corporation, for treatment of lymphomatous meningitis or other forms of neoplastic meningitis associated with solid tumors, lymphoma or leukemia.

DOSTINEX® (cabergoline) Tablets, from Pharmacia & Upjohn Company, may be combined with compounds herein for the treatment of hyperprolactinemic disorders, either idiopathic or due to pituitary adenomas.

For inhibition or treatment of ovarian cancers, the compound herein may be combined with DOXIL® (doxorubicin HCL liposome injection), from Alza Corporation, HYCAMTIN® (topotecan HCL), from SmithKline Beecham, or TAXOL® (paclitaxel) from Bristol-Myers Squibb Company.

-106-

In regimens for pancreatic cancers, combinations herein may include GEMZAR® (gemcitabine HCL), available from Eli Lilly & Co. For prostate cancers, combination can include LUPRON DEPOT® (leuprolide acetate) for Injection, sponsored by TAP Holdings Incorporated, NILANDRON® (nilutamide) Tablets, sponsored by GH Besselaar Associates Incorporated, NOVANTRONE® (mitoxantrone hydrochloride) for Injection, Immunex Corporation, TRELSTAR DEPOT® (triptorelin pamoate) for injectable suspension, from Debio Recherche Pharmaceutique S.A., VIADUR® (leuprolide acetate implant), from Alza Corporation, ZOLADEX® (goserelin acetate implant) by Zeneca Pharmaceuticals, or the Urowave Microwave Thermotherapy System by Dornier Medical Systems, Inc., which is a non-surgical treatment alternative to transurethral resection of the prostate.

The compounds of this invention may also be used prior to, in conjunction with or following regimens of chemotherapeutic alkylating agents. Useful alkylating agents include those known in the art including bis(chlorophenyl)amines such as cyclophosphamide, mechloroethamine, chlorambucil or melphalan; nitrosureas such as carmustine, lomustine or semustine; aziridines such as thiotepa or triethylenemelamine; alkylsulfonates, such as busulfan; or other alkylation agents, including procarbazine, dacarbazine, hexamethylmelamine and cisplatin.

The compounds of this invention may also be used in pharmaceutical combinations and regimens and other treatment methods for restinosis. The compounds herein may be used with brachytherapy (gamma or beta radiation), sonotherapy, cryotherapy, endothelial cell implantations or nitric oxide treatments for restinosis. They may also be administered in conjunction with vascular stents used following angioplasty, including biodegradable stents, and drug-coated or other drug-eluting or DNA-coated stents. Examples of compounds which may be used in drug-containing stents include dexamethasone, Actinomycin-D, rapamycin, sirolimus or paclitaxel.

Anti-platelet drugs which may be used along with compounds of this invention in treating, inhibiting or delaying onset of restinosis, optionally along

-107-

with drug-eluting stents, are the platelet glycoprotein IIb/IIIa inhibitors, such as abciximab, eptifibatide, Integrelin, lamifiban and tirofiban. Other useful anti-platelet agents include aspirin, cilostazol, ticlopidine, clopidogrel, sulfinpyrazone, dipyridamole, and Ridogrel.

5           Those skilled in the art will be able to determine, according to known methods, the appropriate pharmaceutically and therapeutically effective amount or dosage of a compound of the present invention to administer to a patient, taking into account factors such as age, weight, general health, the compound administered, the route of administration, the type of pain or condition requiring  
10 treatment, and the presence of other medications. In general, a pharmaceutically or a therapeutically-effective amount will be between about 0.1 and about 1000 mg/kg per day, preferably between about 1 and about 300 mg/kg body weight, and daily dosages will be between about 10 and about 5000 mg for an adult subject of normal weight. Commercially available capsules or other  
15 formulations (such as liquids and film-coated tablets) of 100, 200, 300, or 400 mg can be administered according to the disclosed methods.

          The compounds of the present invention are preferably formulated prior to administration. Therefore, another aspect of the present invention is a pharmaceutical composition comprising a compound of Formula I and a  
20 pharmaceutically acceptable carrier. In making the compositions of the present invention, the active ingredient, such as a compound of Formula I, will usually be mixed with a carrier, or diluted by a carrier or enclosed within a carrier. Dosage unit forms or pharmaceutical compositions include tablets, capsules, pills, powders, granules, aqueous and nonaqueous oral solutions and suspensions, and  
25 parenteral solutions packaged in containers adapted for subdivision into individual doses.

          Dosage unit forms can be adapted for various methods of administration, including controlled release formulations, such as subcutaneous implants. Administration methods include oral, rectal, parenteral (intravenous,  
30 intramuscular, subcutaneous), intracisternal, intravaginal, intraperitoneal,

-108-

intravesical, local (drops, powders, ointments, gels, or cream), and by inhalation (a buccal or nasal spray).

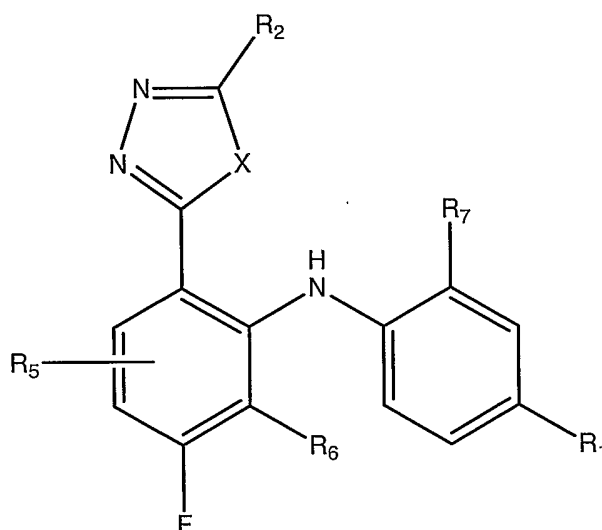
Parenteral formulations include pharmaceutically acceptable aqueous or nonaqueous solutions, dispersion, suspensions, emulsions, and sterile powders for the preparation thereof. Examples of carriers include water, ethanol, polyols (propylene glycol, polyethylene glycol), vegetable oils, and injectable organic esters such as ethyl oleate. Fluidity can be maintained by the use of a coating such as lecithin, a surfactant, or maintaining appropriate particle size. Carriers for solid dosage forms include (a) fillers or extenders, (b) binders, (c) humectants, (d) disintegrating agents, (e) solution retarders, (f) absorption accelerators, (g) adsorbants, (h) lubricants, (i) buffering agents, and (j) propellants. Compositions may also contain adjuvants such as preserving, wetting, emulsifying, and dispensing agents; antimicrobial agents such as parabens, chlorobutanol, phenol, and sorbic acid; isotonic agents such as a sugar or sodium chloride; absorption-prolonging agents such as aluminum monostearate and gelatin; and absorption-enhancing agents.

-109-

## CLAIMS

What is claimed is:

1. A compound of the formula:



5

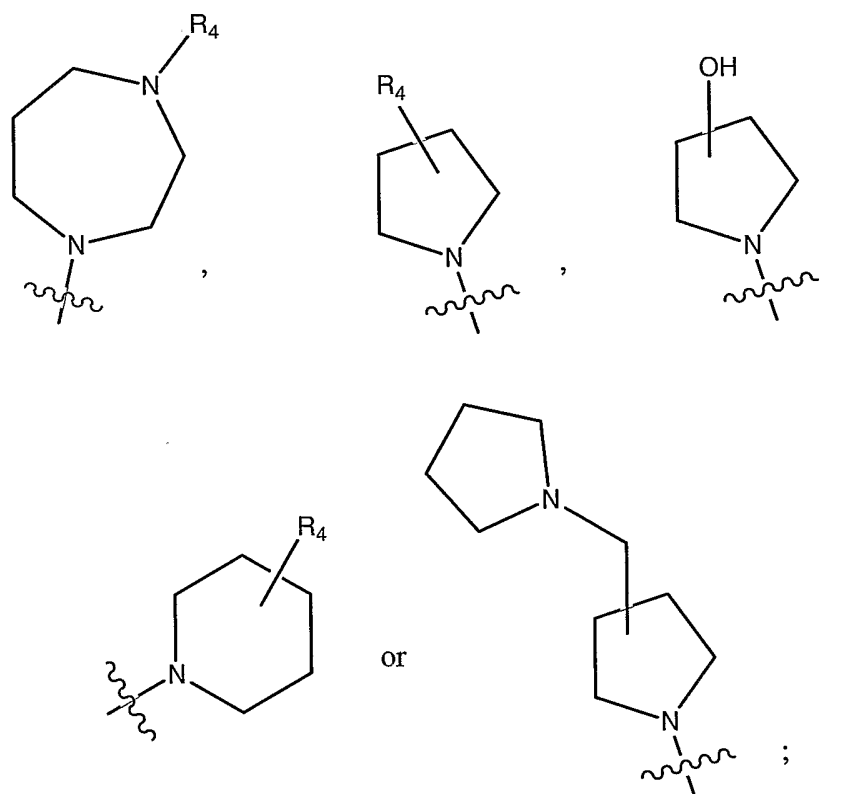
wherein:

X is NH, O or S;

- 10  $R_1$  is selected from halogen,  $-C=CH_2$ ,  $-O-C_1-C_6$  alkyl,  $-C=CH-(CH_2)_m-O-C_1-C_6$  alkyl,  $-C=C-(CH_2)_m-O-C_1-C_6$  alkyl,  $-C=C-(CH_2)_m-NH-C_1-C_6$  alkyl,  $-C\equiv CH$ ,  $-C\equiv C-(CH_2)_m-OH$ ,  $C\equiv C-(CH_2)_m-NH_2$ ,  $-COOH$ ,  $-(CH_2)_m-COOH$ ,  $-CONH_2$ ,  $-COO-C_1-C_6$  alkyl,  $-(CH_2)_m-CONH_2$ ,  $-C(O)(C_1-C_6$  alkyl),  $-C(O)NHSO_2H$ ,  $-(CH_2)_m-C(O)NHSO_2H$ ,  $-C(O)NHSO_2-(C_1-C_3$  alkyl),  $-(CH_2)_m-$   
 15  $C(O)NHSO_2-(C_1-C_3$  alkyl), or  $C_1-C_6$  alkyl,  $-S-C_1-C_6$  alkyl or alkenyl, with the alkyl,  $-S$ -alkyl and alkenyl chains in each of these  $R_1$  moieties being optionally substituted by from 1 to 3 OH groups and/or by from 1 to 5 fluorine atoms;

- 20  $R_2$  is  $-R_3$ ,  $-O-R_3$ ,  $-S-R_3$  or a moiety selected from the group of  $NH_2$ ,  $NHR_3$ ,  $N(C_1-C_3$  alkyl)- $R_3$ ,  $-NH-(CH_2)_n-O-(C_1-C_3$  alkyl),  $-NH-(CH_2)_n-O-C(O)-(C_1-C_3$  alkyl) or  $-N((CH_2)_n-O-(C_1-C_3$  alkyl)) $_2$ , or a moiety selected from the group of:

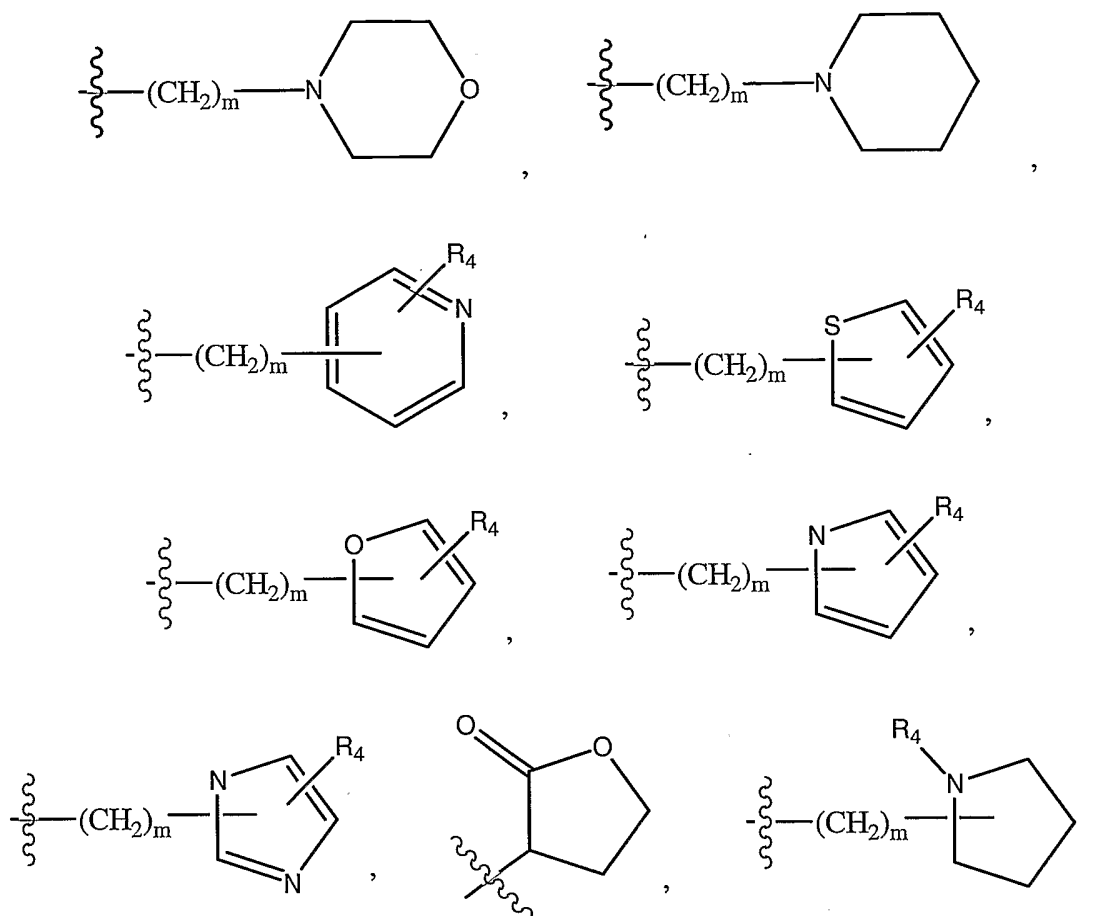
-110-



$R_3$  is a moiety selected from:

- 5 a)  $C_1-C_8$  alkyl,  $C_1-C_8$  alkenyl, the alkyl and alkenyl groups each being optionally substituted by from 1 to 4 OH or halogen groups;
- b)  $-(CH_2)_n-NH_2$ ,  $-(CH_2)_n-NH(C_1-C_3 \text{ alkyl})$ ,  $-(CH_2)_n-N(C_1-C_3 \text{ alkyl})_2$ ,  $-(CH_2)_n-O-(C_1-C_3 \text{ alkyl})$ ,  $-(CH_2)_m-C(O)-O-(C_1-C_3 \text{ alkyl})$ , or  
 10  $(CH_2)_n-N(C_1-C_3 \text{ alkyl})-C(O)-(C_1-C_3 \text{ alkyl})$ ;
- c) phenyl,  $-(CH_2)_m$ -phenyl,  $-(CH_2)_m-O$ -phenyl, the phenyl ring of each being optionally substituted by 1 or 2 groups selected from  $C_1-C_3$  alkoxy,  $NH_2$ ,  $NH(C_1-C_3 \text{ alkyl})$ ,  $N(C_1-C_3 \text{ alkyl})_2$ ; or  
 15
- d) a moiety selected from the group of:

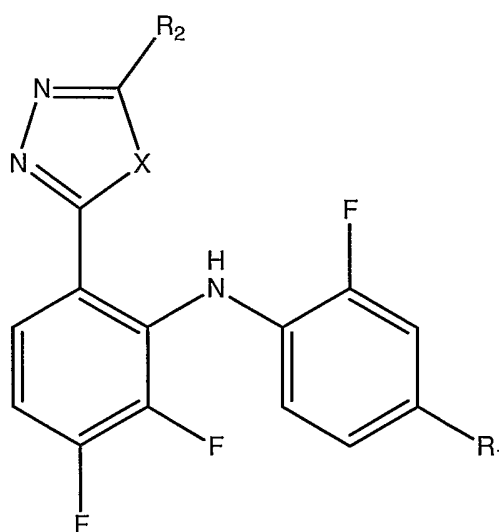
-111-



- 5  $\text{R}_4$  is selected from H or  $\text{C}_1$ - $\text{C}_3$  alkyl, optionally substituted by OH;  
 $\text{R}_5$  is selected from H or halogen;  
 $\text{R}_6$  is selected from H or F;  
 $\text{R}_7$  is selected from F,  $\text{CH}_2\text{F}$ ,  $\text{CHF}_2$ , or  $-\text{CF}_3$ ;  
 n in each instance is independently selected as an integer of from 1 to 6  
 10 m in each instance is independently selected as an integer of from 1 to 4;  
 or a pharmaceutically acceptable salt or ester form thereof.

2. A compound of Claim 1 of the formula:

-112-



wherein:

$R_1$  is selected from I, Br or  $C_1$ - $C_3$  alkyl;

5  $R_2$  is  $R_3$ ,  $-O-R_3$ ,  $-S-R_3$  or a moiety selected from the group of  $NH_2$ ,  $NHR_3$ ,  $N(C_1-C_3 \text{ alkyl})-R_3$ ,  $-NH-(CH_2)_n-O-(C_1-C_3 \text{ alkyl})$ ,  $-NH-(CH_2)_n-O-C(O)-(C_1-C_3 \text{ alkyl})$  or  $-N((CH_2)_n-O-(C_1-C_3 \text{ alkyl}))_2$ ;

$R_3$  is a moiety selected from:

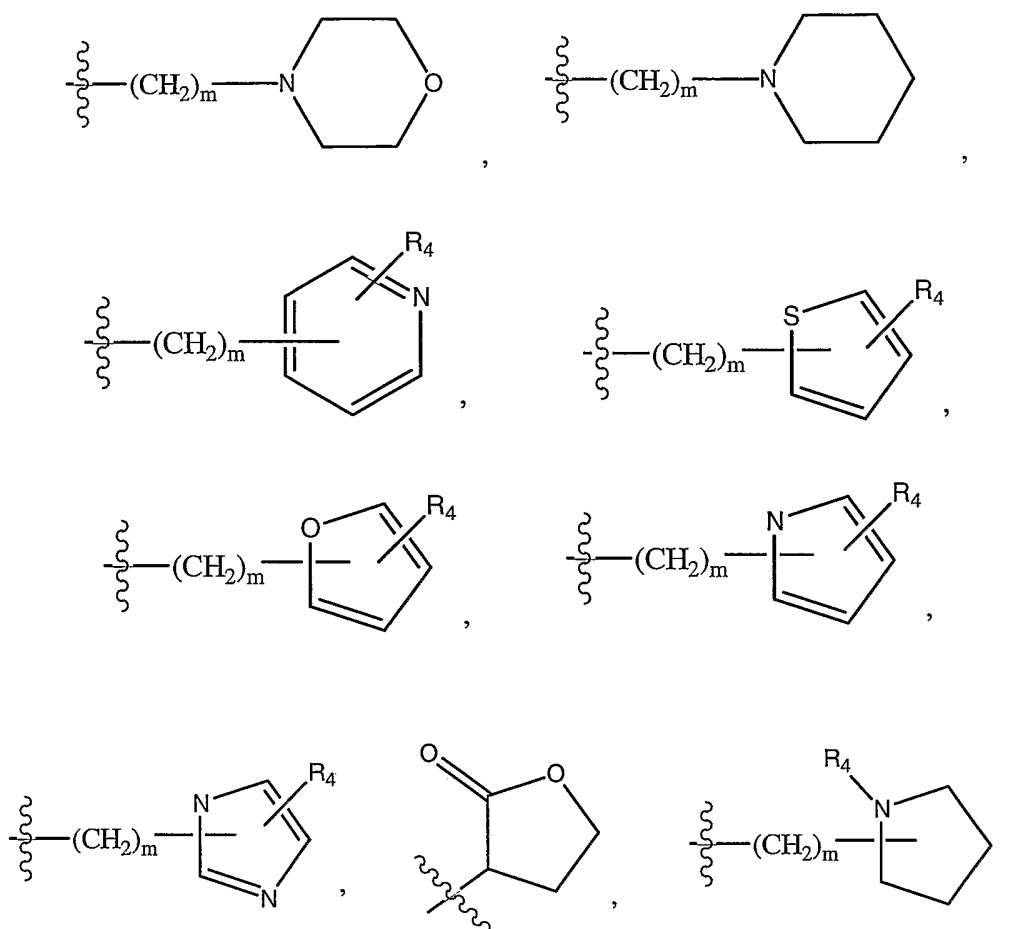
10 a)  $C_1$ - $C_8$  alkyl,  $C_1$ - $C_8$  alkenyl, the alkyl and alkenyl groups each being optionally substituted by from 1 to 4 OH groups;

b)  $-(CH_2)_n-NH_2$ ,  $-(CH_2)_n-NH(C_1-C_3 \text{ alkyl})$ ,  $-(CH_2)_n-N(C_1-C_3 \text{ alkyl})_2$ ,  $-(CH_2)_n-O-(C_1-C_3 \text{ alkyl})$ ,  $-(CH_2)_m-C(O)-O-(C_1-C_3 \text{ alkyl})$ ,

15 c) phenyl,  $-(CH_2)_m$ -phenyl,  $-(CH_2)_m$ -O-phenyl, the phenyl ring of each being optionally substituted by 1 or 2 groups selected from  $C_1$ - $C_3$  alkoxy,  $NH_2$ ,  $NH(C_1-C_3 \text{ alkyl})$ ,  $N(C_1-C_3 \text{ alkyl})_2$ ; or

20 d) a moiety selected from the group of:

-113-



5  $\text{R}_4$  is selected from H or  $\text{C}_1$ - $\text{C}_3$  alkyl, optionally substituted by OH;

$n$  is an integer of from 1 to 6

$m$  is an integer of from 1 to 4;

or a pharmaceutically acceptable salt form thereof.

10 3. A compound of Claim 1 selected from the group of:

5-[3,4-Difluoro-2-(2-fluoro-4-iodo-phenylamino)-phenyl]-

[1,3,4]oxadiazol-2-ylamine;

5-[5-Chloro-3,4-difluoro-2-(2-fluoro-4-iodo-phenylamino)-phenyl]-

[1,3,4]oxadiazol-2-ylamine;

15 5-[2-(4-Bromo-2-fluoro-phenylamino)-3,4-difluoro-phenyl]-

[1,3,4]oxadiazol-2-ylamine;

-114-

- {5-[3,4-Difluoro-2-(2-fluoro-4-iodo-phenylamino)-phenyl]-  
[1,3,4]oxadiazol-2-yl}-ethyl-amine;
- Allyl-{5-[3,4-difluoro-2-(2-fluoro-4-iodo-phenylamino)-phenyl]-  
[1,3,4]oxadiazol-2-yl}-amine;
- 5 {5-[3,4-Difluoro-2-(2-fluoro-4-iodo-phenylamino)-phenyl]-  
[1,3,4]oxadiazol-2-yl}-(2,4-dimethoxy-phenyl)-amine;
- N*-{5-[3,4-Difluoro-2-(2-fluoro-4-iodo-phenylamino)-phenyl]-  
[1,3,4]oxadiazol-2-yl}-*N*',*N*'-dimethyl-benzene-1,4-diamine;
- 3-{5-[3,4-Difluoro-2-(2-fluoro-4-iodo-phenylamino)-phenyl]-  
[1,3,4]oxadiazol-2-ylamino}-propane-1,2-diol;
- 10 {5-[3,4-Difluoro-2-(2-fluoro-4-iodo-phenylamino)-phenyl]-  
[1,3,4]oxadiazol-2-yl}-(3-morpholin-4-yl-propyl)-amine  
hydrochloride salt;
- N*-(5-[3,4-Difluoro-2-(2-fluoro-4-iodo-phenylamino)-phenyl]-  
[1,3,4]oxadiazol-2-yl)-*N*',*N*'-diethyl-propane-1,3-diamine;
- 15 *N*'1'-{5-[3,4-Difluoro-2-(2-fluoro-4-iodo-phenylamino)-phenyl]-  
[1,3,4]oxadiazol-2-yl}-ethane-1,2-diamine as a trifluoro-acetic  
acid;
- N*-(5-[3,4-Difluoro-2-(2-fluoro-4-iodo-phenylamino)-phenyl]-  
[1,3,4]oxadiazol-2-yl)-*N*',*N*',*N*'-trimethyl-propane-1,3-diamine;
- 20 {5-[3,4-Difluoro-2-(2-fluoro-4-iodo-phenylamino)-phenyl]-  
[1,3,4]oxadiazol-2-yl}-(2-piperidin-1-yl-ethyl)-amine;
- N*'1'-{5-[3,4-Difluoro-2-(2-fluoro-4-iodo-phenylamino)-phenyl]-  
[1,3,4]oxadiazol-2-yl}-butane-1,4-diamine;
- 25 *N*'1'-{5-[3,4-Difluoro-2-(2-fluoro-4-iodo-phenylamino)-phenyl]-  
[1,3,4]oxadiazol-2-yl}-propane-1,3-diamine;
- N*-(5-[3,4-Difluoro-2-(2-fluoro-4-iodo-phenylamino)-phenyl]-  
[1,3,4]oxadiazol-2-yl)-*N*',*N*'-dimethyl-propane-1,3-diamine;
- N*-(5-[3,4-Difluoro-2-(2-fluoro-4-iodo-phenylamino)-phenyl]-  
[1,3,4]oxadiazol-2-yl)-*N*',*N*'-dimethyl-ethane-1,2-diamine;
- 30 *N*-(5-[3,4-Difluoro-2-(2-fluoro-4-iodo-phenylamino)-phenyl]-  
[1,3,4]oxadiazol-2-yl)-*N*'-methyl-ethane-1,2-diamine;

-115-

- N-{5-[3,4-Difluoro-2-(2-fluoro-4-iodo-phenylamino)-phenyl]-  
[1,3,4]oxadiazol-2-yl}-2,2,N',N'-tetramethyl-propane-1,3-diamine;  
{5-[3,4-Difluoro-2-(2-fluoro-4-iodo-phenylamino)-phenyl]-  
[1,3,4]oxadiazol-2-yl}-(3-methoxy-propyl)-amine;
- 5 {5-[3,4-Difluoro-2-(2-fluoro-4-iodo-phenylamino)-phenyl]-  
[1,3,4]oxadiazol-2-yl}-(2-morpholin-4-yl-ethyl)-amine;  
(2,3-Difluoro-6-{5-[4-(2-methoxy-ethyl)-piperazin-1-yl]-[1,3,4]oxadiazol-  
2-yl}-phenyl)-(2-fluoro-4-iodo-phenyl)-amine;
- 10 5-{5-[3,4-Difluoro-2-(2-fluoro-4-iodo-phenylamino)-phenyl]-  
[1,3,4]oxadiazol-2-ylamino}-2,2-dimethyl-pentan-1-ol;  
1-{5-[3,4-Difluoro-2-(2-fluoro-4-iodo-phenylamino)-phenyl]-  
[1,3,4]oxadiazol-2-yl}-pyrrolidin-3-ol;  
(1-{5-[3,4-Difluoro-2-(2-fluoro-4-iodo-phenylamino)-phenyl]-  
[1,3,4]oxadiazol-2-yl}-piperidin-4-yl)-methanol;
- 15 2-(1-{5-[3,4-Difluoro-2-(2-fluoro-4-iodo-phenylamino)-phenyl]-  
[1,3,4]oxadiazol-2-yl}-piperidin-4-yl)-ethanol;  
4-({5-[3,4-Difluoro-2-(2-fluoro-4-iodo-phenylamino)-phenyl]-  
[1,3,4]oxadiazol-2-yl}-ethyl-amino)-butan-1-ol;  
1-{5-[3,4-Difluoro-2-(2-fluoro-4-iodo-phenylamino)-phenyl]-  
[1,3,4]oxadiazol-2-yl}-piperidin-4-ol
- 20 2-{5-[3,4-Difluoro-2-(2-fluoro-4-iodo-phenylamino)-phenyl]-  
[1,3,4]oxadiazol-2-ylamino}-ethanol;  
3-{5-[3,4-Difluoro-2-(2-fluoro-4-iodo-phenylamino)-phenyl]-  
[1,3,4]oxadiazol-2-ylamino}-propan-1-ol;
- 25 4-{5-[3,4-Difluoro-2-(2-fluoro-4-iodo-phenylamino)-phenyl]-  
[1,3,4]oxadiazol-2-ylamino}-butan-1-ol;  
5-{5-[3,4-Difluoro-2-(2-fluoro-4-iodo-phenylamino)-phenyl]-  
[1,3,4]oxadiazol-2-ylamino}-pentan-1-ol;
- 30 {5-[3,4-Difluoro-2-(2-fluoro-4-iodo-phenylamino)-phenyl]-  
[1,3,4]oxadiazol-2-yl}-(2-methoxy-ethyl)-amine;  
{5-[3,4-Difluoro-2-(2-fluoro-4-iodo-phenylamino)-phenyl]-  
[1,3,4]oxadiazol-2-yl}-(2-phenoxy-ethyl)-amine;

-116-

- {5-[3,4-Difluoro-2-(2-fluoro-4-iodo-phenylamino)-phenyl]-  
[1,3,4]oxadiazol-2-yl}-(2-pyridin-4-yl-ethyl)-amine;  
Butyl-{5-[3,4-difluoro-2-(2-fluoro-4-iodo-phenylamino)-phenyl]-  
[1,3,4]oxadiazol-2-yl}-amine;
- 5 {5-[3,4-Difluoro-2-(2-fluoro-4-iodo-phenylamino)-phenyl]-  
[1,3,4]oxadiazol-2-yl}-(5-methyl-furan-2-ylmethyl)-amine;  
{5-[3,4-Difluoro-2-(2-fluoro-4-iodo-phenylamino)-phenyl]-  
[1,3,4]oxadiazol-2-yl}-(2-thiophen-2-yl-ethyl)-amine;
- 10 {5-[3,4-Difluoro-2-(2-fluoro-4-iodo-phenylamino)-phenyl]-  
[1,3,4]oxadiazol-2-yl}-[2-(3-methoxy-phenyl)-ethyl]-amine;  
{5-[3,4-Difluoro-2-(2-fluoro-4-iodo-phenylamino)-phenyl]-  
[1,3,4]oxadiazol-2-yl}-[2-(3,4-dimethoxy-phenyl)-ethyl]-amine;
- {5-[3,4-Difluoro-2-(2-fluoro-4-iodo-phenylamino)-phenyl]-  
[1,3,4]oxadiazol-2-yl}-[2-(2,5-dimethoxy-phenyl)-ethyl]-amine;
- 15 {5-[3,4-Difluoro-2-(2-fluoro-4-iodo-phenylamino)-phenyl]-  
[1,3,4]oxadiazol-2-yl}-[2-(3,4-dimethoxy-phenyl)-ethyl]-methyl-  
amine;
- {5-[3,4-Difluoro-2-(2-fluoro-4-iodo-phenylamino)-phenyl]-  
[1,3,4]oxadiazol-2-yl}-methyl-(2-pyridin-4-yl-ethyl)-amine;
- 20 {5-[3,4-Difluoro-2-(2-fluoro-4-iodo-phenylamino)-phenyl]-  
[1,3,4]oxadiazol-2-yl}-methyl-(2-pyridin-2-yl-ethyl)-amine;
- {5-[3,4-Difluoro-2-(2-fluoro-4-iodo-phenylamino)-phenyl]-  
[1,3,4]oxadiazol-2-yl}-propyl-amine;
- sec-Butyl-{5-[3,4-difluoro-2-(2-fluoro-4-iodo-phenylamino)-phenyl]-  
[1,3,4]oxadiazol-2-yl}-amine;
- 25 {5-[3,4-Difluoro-2-(2-fluoro-4-iodo-phenylamino)-phenyl]-  
[1,3,4]oxadiazol-2-yl}-(2,2-dimethyl-propyl)-amine;
- {5-[3,4-Difluoro-2-(2-fluoro-4-iodo-phenylamino)-phenyl]-  
[1,3,4]oxadiazol-2-yl}-isobutyl-amine;
- 30 {5-[3,4-Difluoro-2-(2-fluoro-4-iodo-phenylamino)-phenyl]-  
[1,3,4]oxadiazol-2-yl}-(1,2,2-trimethyl-propyl)-amine;
- {5-[3,4-Difluoro-2-(2-fluoro-4-iodo-phenylamino)-phenyl]-  
[1,3,4]oxadiazol-2-yl}-(2-methyl-butyl)-amine;

-117-

- Bicyclo[2.2.1]hept-2-yl-{5-[3,4-difluoro-2-(2-fluoro-4-iodo-phenylamino)-phenyl]-[1,3,4]oxadiazol-2-yl}-amine;  
{5-[3,4-Difluoro-2-(2-fluoro-4-iodo-phenylamino)-phenyl]-[1,3,4]oxadiazol-2-yl}-[2-(1-methyl-1H-pyrrol-2-yl)-ethyl]-amine;
- 5 {5-[3,4-Difluoro-2-(2-fluoro-4-iodo-phenylamino)-phenyl]-[1,3,4]oxadiazol-2-yl}-[2-(1-methyl-1H-imidazol-4-yl)-ethyl]-amine;
- {2,3-Difluoro-6-[5-(2-pyrrolidin-1-ylmethyl-pyrrolidin-1-yl)-[1,3,4]oxadiazol-2-yl]-phenyl}-(2-fluoro-4-iodo-phenyl)-amine;
- 10 {5-[3,4-Difluoro-2-(2-fluoro-4-iodo-phenylamino)-phenyl]-[1,3,4]oxadiazol-2-yl}-(2-methoxy-1-methyl-ethyl)-amine;
- {5-[3,4-Difluoro-2-(2-fluoro-4-iodo-phenylamino)-phenyl]-[1,3,4]oxadiazol-2-yl}-(3-ethoxy-propyl)-amine;
- 3-{5-[3,4-Difluoro-2-(2-fluoro-4-iodo-phenylamino)-phenyl]-[1,3,4]oxadiazol-2-ylamino}-dihydro-furan-2-one;
- 15 3-{5-[3,4-Difluoro-2-(2-fluoro-4-iodo-phenylamino)-phenyl]-[1,3,4]oxadiazol-2-ylamino}-propionic acid;
- {5-[3,4-Difluoro-2-(2-fluoro-4-iodo-phenylamino)-phenyl]-[1,3,4]oxadiazol-2-yl}-[2-(2,6-dimethyl-phenoxy)-1-methyl-ethyl]-amine;
- 20 (1-{5-[3,4-Difluoro-2-(2-fluoro-4-iodo-phenylamino)-phenyl]-[1,3,4]oxadiazol-2-yl}-pyrrolidin-3-yl)-diethyl-amine;
- {2,3-Difluoro-6-[5-(4-methyl-[1,4]diazepan-1-yl)-[1,3,4]oxadiazol-2-yl]-phenyl}-(2-fluoro-4-iodo-phenyl)-amine;
- 25 {5-[3,4-Difluoro-2-(2-fluoro-4-iodo-phenylamino)-phenyl]-[1,3,4]oxadiazol-2-yl}-[2-(1-methyl-pyrrolidin-2-yl)-ethyl]-amine;
- {5-[3,4-Difluoro-2-(2-fluoro-4-iodo-phenylamino)-phenyl]-[1,3,4]oxadiazol-2-yl}-(4-pyrrolidin-1-yl-butyl)-amine;
- N\*4\*-{5-[3,4-Difluoro-2-(2-fluoro-4-iodo-phenylamino)-phenyl]-[1,3,4]oxadiazol-2-yl}-N\*1\*,N\*1\*-diethyl-pentane-1,4-diamine;
- 30 {5-[3,4-Difluoro-2-(2-fluoro-4-iodo-phenylamino)-phenyl]-[1,3,4]oxadiazol-2-yl}-(tetrahydro-furan-2-ylmethyl)-amine;

-118-

- {5-[3,4-Difluoro-2-(2-fluoro-4-iodo-phenylamino)-phenyl]-  
[1,3,4]oxadiazol-2-yl}-bis-(2-methoxy-ethyl)-amine;  
N-{5-[2-(4-Ethyl-2-fluoro-phenylamino)-3,4-difluoro-phenyl]-  
[1,3,4]oxadiazol-2-yl}-N'-methyl-ethane-1,2-diamine;  
5 {5-[2-(4-Ethyl-2-fluoro-phenylamino)-3,4-difluoro-phenyl]-  
[1,3,4]oxadiazol-2-yl}-(2-morpholin-4-yl-ethyl)-amine;  
2-{5-[2-(4-Ethyl-2-fluoro-phenylamino)-3,4-difluoro-phenyl]-  
[1,3,4]oxadiazol-2-ylamino}-ethanol;  
Allyl-{5-[2-(4-ethyl-2-fluoro-phenylamino)-3,4-difluoro-phenyl]-  
10 [1,3,4]oxadiazol-2-yl}-amine;  
{5-[3,4-Difluoro-2-(2-fluoro-4-iodo-phenylamino)-phenyl]-  
[1,3,4]thiadiazol-2-yl}-ethyl-amine;  
{5-[2-(4-Ethyl-2-fluoro-phenylamino)-3,4-difluoro-phenyl]-1,3,4-  
oxadiazol-2-yl}-(3-pyrrolidin-1-yl-propyl)-amine;  
15 N<sup>1</sup>,N<sup>1</sup>-Diethyl-N2-{5-[2-(4-ethyl-2-fluoro-phenylamino)-3,4-difluoro-  
phenyl]-1,3,4-oxadiazol-2-yl}-ethane-1,2-diamine;  
{5-[2-(4-Ethyl-2-fluoro-phenylamino)-3,4-difluoro-phenyl]-1,3,4-  
oxadiazol-2-yl}-isopropyl-amine;  
[2,3-Difluoro-6-(5-pyrrolidin-1-yl-1,3,4-oxadiazol-2-yl)-phenyl]-(4-ethyl-  
20 2-fluoro-phenyl)-amine;  
N<sup>1</sup>-{5-[2-(4-Ethyl-2-fluoro-phenylamino)-3,4-difluoro-phenyl]-1,3,4-  
oxadiazol-2-yl}-N>3\_-methyl-propane-1,3-diamine;  
{5-[2-(4-Ethyl-2-fluoro-phenylamino)-3,4-difluoro-phenyl]-1,3,4-  
oxadiazol-2-yl}-furan-2-ylmethyl-amine;  
25 (2,2-Dimethoxy-ethyl)-{5-[2-(ethyl-2-fluoro-phenylamino)-3,4-difluoro-  
phenyl]-1,3,4-oxadiazol-2-yl}-amine;  
{2,3-Difluoro-6-[5-(4-phenyl-piperazin-1-yl)-1,3,4-oxadiazol-2-yl]-  
phenyl}-(4-ethyl-2-fluoro-phenyl)-amine;  
{5-[2-(4-Ethyl-2-fluoro-phenylamino)-3,4-difluoro-phenyl]-1,3,4-  
30 oxadiazol-2-yl}-(2-methoxy-ethyl)-amine;  
6-{5-[2-(4-Ethyl-2-fluoro-phenylamino)-3,4-difluoro-phenyl]-1,3,4-  
oxadiazol-2-ylamino}-hexanenitrile;

-119-

- (3,3-Diethoxy-propyl)-{5-[2-(4-ethyl-2-fluoro-phenylamino)-3,4-difluoro-phenyl]-1,3,4-oxadiazol-2-yl}-amine;
- Diallyl-{5-[2-(4-ethyl-2-fluoro-phenylamino)-3,4-difluoro-phenyl]-1,3,4-oxadiazol-2-yl}-amine;
- 5 {5-[2-(4-Ethyl-2-fluoro-phenylamino)-3,4-difluoro-phenyl]-1,3,4-oxadiazol-2-yl}-(3-methylsulfanyl-propyl)-amine;
- 4-{5-[2-(4-Ethyl-2-fluoro-phenylamino)-3,4-difluoro-phenyl]-1,3,4-oxadiazol-2-ylamino}-isoxazolidin-3-one;
- N<sup>1</sup>-Ethyl-N<sup>1</sup>-{5-[2-(4-ethyl-2-fluoro-phenylamino)-3,4-difluoro-phenyl]-1,3,4-oxadiazol-2-yl}-N<sup>2</sup>,N<sup>2</sup>-dimethyl-ethane-1,2-diamine;
- 10 {2,3-Difluoro-6-[5-(4-methyl-perhydro-1,4-diazepin-1-yl)-1,3,4-oxadiazol-2-yl]-phenyl}-(4-ethyl-2-fluoro-phenyl)-amine;
- 1-{5-[2-(4-Ethyl-2-fluoro-phenylamino)-3,4-difluoro-phenyl]-1,3,4-oxadiazol-2-yl}-piperidine-3-carboxylic acid diethylamide;
- 15 N-{5-[2-(4-Ethyl-2-fluoro-phenylamino)-3,4-difluoro-phenyl]-1,3,4-oxadiazol-2-yl}-O-(tetrahydro-pyran-2-yl)-hydroxylamine;
- {5-[2-(4-Ethyl-2-fluoro-phenylamino)-3,4-difluoro-phenyl]-1,3,4-oxadiazol-2-yl}-(3-morpholin-4-yl-propyl)-amine;
- {5-[2-(4-Ethyl-2-fluoro-phenylamino)-3,4-difluoro-phenyl]-1,3,4-oxadiazol-2-yl}-(4H-1,2,4-triazol-3-yl)-amine;
- 20 N<sup>1</sup>-{5-[2-(4-Ethyl-2-fluoro-phenylamino)-3,4-difluoro-phenyl]-1,3,4-oxadiazol-2-yl}-N<sup>2</sup>-methyl-ethane-1,2-diamine;
- N<sup>1</sup>-{5-[2-(4-Ethyl-2-fluoro-phenylamino)-3,4-difluoro-phenyl]-1,3,4-oxadiazol-2-yl}-N<sup>1</sup>,N<sup>3</sup>,N<sup>3</sup>-trimethyl-propane-1,3-diamine;
- 25 {2,3-Difluoro-6-[5-(4-pyridin-2-yl-piperazin-1-yl)-1,3,4-oxadiazol-2-yl]-phenyl}-(4-ethyl-2-fluoro-phenyl)-amine;
- N<sup>2</sup>-{5-[2-(4-Ethyl-2-fluoro-phenylamino)-3,4-difluoro-phenyl]-1,3,4-oxadiazol-2-yl}-N<sup>1</sup>,N<sup>1</sup>-dimethyl-propane-1,2-diamine;
- N<sup>1</sup>-(3-Dimethylamino-propyl)-N<sup>1</sup>-{5-[2-(4-ethyl-2-fluoro-phenylamino)-3,4-difluoro-phenyl]-1,3,4-oxadiazol-2-yl}-N<sup>3</sup>,N<sup>3</sup>-dimethyl-propane-1,3-diamine;
- 30 N<sup>1</sup>-Cyclohexyl-N<sup>3</sup>-{5-[2-(4-ethyl-2-fluoro-phenylamino)-3,4-difluoro-phenyl]-1,3,4-oxadiazol-2-yl}-propane-1,3-diamine;

-120-

- {5-[2-(4-Ethyl-2-fluoro-phenylamino)-3,4-difluoro-phenyl]-1,3,4-oxadiazol-2-yl}-(2-phenoxy-ethyl)-amine;
- {5-[2-(4-Ethyl-2-fluoro-phenylamino)-3,4-difluoro-phenyl]-1,3,4-oxadiazol-2-yl}-(2-morpholin-4-yl-ethyl)-amine;
- 5 Cyclopropylmethyl-{5-[2-(4-ethyl-2-fluoro-phenylamino)-3,4-difluoro-phenyl]-1,3,4-oxadiazol-2-yl}-propyl-amine;
- (4-Ethyl-2-fluoro-phenyl)-{6-[5-(4-ethyl-piperazin-1-yl)-1,3,4-oxadiazol-2-yl]-2,3-difluoro-phenyl}-amine;
- {5-[2-(4-Ethyl-2-fluoro-phenylamino)-3,4-difluoro-phenyl]-1,3,4-oxadiazol-2-yl}-methyl-(1-methyl-pyrrolidin-3-yl)-amine;
- 10 N<sup>1</sup>,N<sup>1</sup>-Diethyl-N2-(2-{5-[2-(4-ethyl-2-fluoro-phenylamino)-3,4-difluoro-phenyl]-1,3,4-oxadiazol-2-ylamino}-ethyl)-ethane-1,2-diamine;
- {5-[2-(4-Ethyl-2-fluoro-phenylamino)-3,4-difluoro-phenyl]-1,3,4-oxadiazol-2-yl}-thiophen-2-ylmethyl-amine;
- 15 {2,3-Difluoro-6-[5-(4-pyrrolidin-1-yl-piperidin-1-yl)-1,3,4-oxadiazol-2-yl]-phenyl}-(4-ethyl-2-fluoro-phenyl)-amine;
- {5-[2-(4-Ethyl-2-fluoro-phenylamino)-3,4-difluoro-phenyl]-1,3,4-oxadiazol-2-yl}-(tetrahydro-pyran-2-ylmethyl)-amine;
- {5-[2-(4-Ethyl-2-fluoro-phenylamino)-3,4-difluoro-phenyl]-1,3,4-oxadiazol-2-yl}-(2-pyridin-4-yl-ethyl)-amine;
- 20 {6-[5-(4-Benzyl-perhydro-1,4-diazepin-1-yl)-1,3,4-oxadiazol-2-yl]-2,3-difluoro-phenyl}-(4-ethyl-2-fluoro-phenyl)-amine;
- {5-[2-(4-Ethyl-2-fluoro-phenylamino)-3,4-difluoro-phenyl]-1,3,4-oxadiazol-2-yl}-pyridin-2-ylmethyl-amine;
- 25 {5-[2-(4-Ethyl-2-fluoro-phenylamino)-3,4-difluoro-phenyl]-1,3,4-oxadiazol-2-yl}-(5-methyl-furan-2-ylmethyl)-amine;
- (2-Ethoxy-benzyl)-{5-[2-(4-ethyl-2-fluoro-phenylamino)-3,4-difluoro-phenyl]-1,3,4-oxadiazol-2-yl}-amine;
- {2,3-Difluoro-6-[5-(4-methyl-piperazin-1-yl)-1,3,4-oxadiazol-2-yl]-phenyl}-(4-ethyl-2-fluoro-phenyl)-amine;
- 30 {5-[2-(4-Ethyl-2-fluoro-phenylamino)-3,4-difluoro-phenyl]-1,3,4-oxadiazol-2-yl}-pyridin-3-ylmethyl-amine;

-121-

- {5-[2-(4-Ethyl-2-fluoro-phenylamino)-3,4-difluoro-phenyl]-1,3,4-oxadiazol-2-yl}-(2-thiophen-2-yl-ethyl)-amine;
- {5-[2-(4-Ethyl-2-fluoro-phenylamino)-3,4-difluoro-phenyl]-1,3,4-oxadiazol-2-yl}-(2-pyridin-3-yl-ethyl)-amine;
- 5 {5-[2-(4-Ethyl-2-fluoro-phenylamino)-3,4-difluoro-phenyl]-1,3,4-oxadiazol-2-yl}-pyridin-4-ylmethyl-amine;
- {5-[2-(4-Ethyl-2-fluoro-phenylamino)-3,4-difluoro-phenyl]-1,3,4-oxadiazol-2-yl}-(2-pyridin-2-yl-ethyl)-amine;
- N-(2-{5-[2-(4-Ethyl-2-fluoro-phenylamino)-3,4-difluoro-phenyl]-1,3,4-oxadiazol-2-ylamino}-ethyl)-acetamide;
- 10 {5-[2-(4-Ethyl-2-fluoro-phenylamino)-3,4-difluoro-phenyl]-1,3,4-oxadiazol-2-yl}-(6-methoxy-pyridin-3-yl)-amine;
- {2,3-Difluoro-6-[5-(2-pyridin-4-yl-pyrrolidin-1-yl)-1,3,4-oxadiazol-2-yl]-phenyl}-(4-ethyl-2-fluoro-phenyl)-amine;
- 15 {5-[2-(4-Ethyl-2-fluoro-phenylamino)-3,4-difluoro-phenyl]-1,3,4-oxadiazol-2-yl}-(2-methanesulfonyl-ethyl)-methyl-amine;
- $N^2$ -{5-[2-(4-Ethyl-2-fluoro-phenylamino)-3,4-difluoro-phenyl]-1,3,4-oxadiazol-2-yl}- $N^1, N^1$ -dimethyl-1-phenyl-ethane-1,2-diamine;
- {2,3-Difluoro-6-[5-(4-pyridin-2-ylmethyl-piperazin-1-yl)-1,3,4-oxadiazol-2-yl]-phenyl}-(4-ethyl-2-fluoro-phenyl)-amine;
- 20 {5-[2-(4-Ethyl-2-fluoro-phenylamino)-3,4-difluoro-phenyl]-1,3,4-oxadiazol-2-yl}-(2-morpholin-4-yl-1-phenyl-ethyl)-amine;
- {2,3-Difluoro-6-[5-(3-pyridin-4-yl-pyrrolidin-1-yl)-1,3,4-oxadiazol-2-yl]-phenyl}-(4-ethyl-2-fluoro-phenyl)-amine;
- 25 {5-[2-(4-Ethyl-2-fluoro-phenylamino)-3,4-difluoro-phenyl]-1,3,4-oxadiazol-2-yl}-methyl-(2-pyridin-4-yl-ethyl)-amine;
- {5-[2-(4-Ethyl-2-fluoro-phenylamino)-3,4-difluoro-phenyl]-1,3,4-oxadiazol-2-yl}-methyl-(2-pyridin-2-yl-ethyl)-amine;
- {5-[2-(4-Ethyl-2-fluoro-phenylamino)-3,4-difluoro-phenyl]-1,3,4-oxadiazol-2-yl}-(2-morpholin-4-yl-2-pyridin-3-yl-ethyl)-amine;
- 30  $N^1$ -{5-[2-(4-Ethyl-2-fluoro-phenylamino)-3,4-difluoro-phenyl]-1,3,4-oxadiazol-2-yl}- $N^2, N^2$ -dimethyl-1-phenyl-ethane-1,2-diamine;

-122-

- {5-[2-(4-Ethyl-2-fluoro-phenylamino)-3,4-difluoro-phenyl]-1,3,4-oxadiazol-2-yl}-(3-imidazol-1-yl-propyl)-amine;
- {5-[2-(4-Ethyl-2-fluoro-phenylamino)-3,4-difluoro-phenyl]-1,3,4-oxadiazol-2-yl}-methyl-(tetrahydro-pyran-2-ylmethyl)-amine;
- 5 {5-[2-(4-Ethyl-2-fluoro-phenylamino)-3,4-difluoro-phenyl]-1,3,4-oxadiazol-2-yl}-(2-furan-2-yl-ethyl)-amine;
- {5-[2-(4-Ethyl-2-fluoro-phenylamino)-3,4-difluoro-phenyl]-1,3,4-oxadiazol-2-yl}-(2-thiophen-2-yl-thiazol-4-ylmethyl)-amine;
- {5-[2-(4-Ethyl-2-fluoro-phenylamino)-3,4-difluoro-phenyl]-1,3,4-oxadiazol-2-yl}-(5-methyl-isoxazol-3-ylmethyl)-amine;
- 10 {5-[2-(4-Ethyl-2-fluoro-phenylamino)-3,4-difluoro-phenyl]-1,3,4-oxadiazol-2-yl}-[2-(4-methyl-1H-imidazol-2-yl)-ethyl]-amine;
- {5-[2-(4-Ethyl-2-fluoro-phenylamino)-3,4-difluoro-phenyl]-1,3,4-oxadiazol-2-yl}-[2-(5-pyridin-4-yl-2H-1,2,4-triazol-3-yl)-ethyl]-
- 15 amine;
- {5-[2-(4-Ethyl-2-fluoro-phenylamino)-3,4-difluoro-phenyl]-1,3,4-oxadiazol-2-yl}-(1-methyl-2-thiophen-3-yl-ethyl)-amine;
- {5-[2-(4-Ethyl-2-fluoro-phenylamino)-3,4-difluoro-phenyl]-1,3,4-oxadiazol-2-yl}-(1H-tetrazol-5-ylmethyl)-amine;
- 20 {5-[2-(4-Ethyl-2-fluoro-phenylamino)-3,4-difluoro-phenyl]-1,3,4-oxadiazol-2-yl}-(3-phenyl-1H-pyrazol-4-ylmethyl)-amine; or
- 2-{5-[2-(4-ethynyl-2-fluoro-phenylamino)-3,4-difluoro-phenyl]-[1,3,4]oxadiazol-2-ylamino}-ethanol
- [2,3-Difluoro-6-(5-methyl-4H-[1,2,4]triazol-3-yl)-phenyl]-(4-ethyl-2-
- 25 fluoro-phenyl)-amine;
- (4-Ethyl-2-fluoro-phenyl)-[6-(5-ethyl-[1,3,4]oxadiazol-2-yl)-2,3-difluoro-phenyl]-amine;
- [6-(5-Ethyl-[1,3,4]oxadiazol-2-yl)-2,3-difluoro-phenyl]-(2-fluoro-4-iodo-phenyl)-amine;
- 30 [6-(5-Ethyl-[1,3,4]oxadiazol-2-yl)-2,3-difluoro-phenyl]-(4-ethynyl-2-fluoro-phenyl)-amine;
- {6-[5-(3-Bromo-propyl)-[1,3,4]oxadiazol-2-yl]-2,3-difluoro-phenyl}-(4-ethyl-2-fluoro-phenyl)-amine;

-123-

- {2,3-Difluoro-6-[5-(3-morpholin-4-yl-propyl)-[1,3,4]oxadiazol-2-yl]-phenyl}-(4-ethyl-2-fluoro-phenyl)-amine;
- 3-(4-{2,3-Difluoro-6-[5-(2-morpholin-4-yl-ethylamino)-[1,3,4]oxadiazol-2-yl]-phenylamino}-3-fluoro-phenyl)-propan-1-ol;
- 5 {5-[2-(4-Ethynyl-2-fluoro-phenylamino)-3,4-difluoro-phenyl]-[1,3,4]oxadiazol-2-yl}-(2-morpholin-4-yl-ethyl)-amine;
- 1-(4-{2,3-Difluoro-6-[5-(2-morpholin-4-yl-ethylamino)-[1,3,4]oxadiazol-2-yl]-phenylamino}-3-fluoro-phenyl)-ethanone;
- 3-{5-[3,4-Difluoro-2-(2-fluoro-4-iodo-phenylamino)-phenyl]-[1,3,4]oxadiazol-2-ylamino}-propane-1,2 (R)-diol;
- 10 3-{5-[2-(4-Ethynyl-2-fluoro-phenylamino)-3,4-difluoro-phenyl]-[1,3,4]oxadiazol-2-ylamino}-propane-1,2(R)-diol;
- 3-{5-[2-(4-Ethyl-2-fluoro-phenylamino)-3,4-difluoro-phenyl]-[1,3,4]oxadiazol-2-ylamino}-propane-1,2(R)-diol;
- 15 3-{5-[3,4-Difluoro-2-(2-fluoro-4-iodo-phenylamino)-phenyl]-[1,3,4]oxadiazol-2-ylamino}-propane-1,2 (S)-diol;
- 2-{5-[3,4-Difluoro-2-(2-fluoro-4-iodo-phenylamino)-phenyl]-[1,3,4]oxadiazol-2-ylamino}-propane-1,3-diol
- 2-{5-[2-(4-Ethynyl-2-fluoro-phenylamino)-3,4-difluoro-phenyl]-[1,3,4]oxadiazol-2-ylamino}-propane-1,3-diol;
- 20 {5-[3,4-Difluoro-2-(2-fluoro-4-vinyl-phenylamino)-phenyl]-[1,3,4]oxadiazol-2-yl}-(2-morpholin-4-yl-ethyl)-amine;
- 2-(4-{2,3-difluoro-6-[5-(2-morpholin-4-yl-ethylamino)-[1,3,4]oxadiazol-2-yl]-phenylamino}-3-fluoro-phenyl)-ethanol;
- 25 2-{5-[3,4-Difluoro-2-(2-fluoro-4-iodo-phenylamino)-phenyl]-[1,3,4]oxadiazol-2-ylsulfanyl}-ethanol;
- [6-(5-Allylsulfanyl-[1,3,4]oxadiazol-2-yl)-2,3-difluoro-phenyl]-(2-fluoro-4-iodo-phenyl)-amine;
- 2-{5-[3,4-Difluoro-2-(2-fluoro-4-methylsulfanyl-phenylamino)-phenyl]-[1,3,4]oxadiazol-2-ylamino}-propane-1,3-diol;
- 30 2-{5-[2-(4-Ethyl-2-fluoro-phenylamino)-3,4-difluoro-phenyl]-[1,3,4]oxadiazol-2-ylamino}-propane-1,3-diol;

-124-

- 3-{5-[3,4-Difluoro-2-(2-fluoro-4-methylsulfanyl-phenylamino)-phenyl]-  
[1,3,4]oxadiazol-2-ylamino}-propane-1,2(R)-diol;  
3-{5-[3,4-Difluoro-2-(2-fluoro-4-methylsulfanyl-phenylamino)-phenyl]-  
[1,3,4]oxadiazol-2-ylamino}-propane-1,2(S)-diol;  
5 3-{5-[2-(4-Ethyl-2-fluoro-phenylamino)-3,4-difluoro-phenyl]-  
[1,3,4]oxadiazol-2-ylamino}-propane-1,2(S)-diol;  
3-{5-[2-(4-Ethynyl-2-fluoro-phenylamino)-3,4-difluoro-phenyl]-  
[1,3,4]oxadiazol-2-ylamino}-propane-1,2(S)-diol;  
2-{5-[3,4-Difluoro-2-(2-fluoro-4-methylsulfanyl-phenylamino)-phenyl]-  
10 [1,3,4]oxadiazol-2-ylamino}-ethanol;  
2-(4-{2,3-difluoro-6-[5-(2-methylamino-ethylamino)-1[1,3,4]oxadiazol-2-  
yl]-phenylamino}-3-fluoro-phenyl)-ethanol; or  
N-(2-{5-[2-(4-Ethyl-2-fluoro-phenylamino)-3,4-difluoro-phenyl]-  
[1,3,4]oxadiazol-2-ylamino}-ethyl)-N-methyl-acetamide;  
15 Acetic acid 2-{5-[2-(4-ethyl-2-fluoro-phenylamino)-3,4-difluoro-phenyl]-  
[1,3,4]oxadiazol-2-ylamino}-ethyl ester  
or a pharmaceutically acceptable salt form thereof.
4. A pharmaceutical composition comprising a pharmaceutically effective  
20 amount of a compound of Claim 1, or a pharmaceutically acceptable salt  
or ester form thereof, and a pharmaceutically acceptable carrier.
5. A method of treating a proliferative disease in a patient in need thereof  
comprising administering a therapeutically effective amount of a  
25 compound of Claim 1.
6. A method of treating neuropathic pain in a patient in need thereof  
comprising administering a therapeutically effective amount of a  
30 compound of Claim 1.
7. A method of treating chronic pain in a patient in need thereof comprising  
administering a therapeutically effective amount of a compound of  
Claim 1.

# INTERNATIONAL SEARCH REPORT

International Application No  
PCT/IB 03/05787

**A. CLASSIFICATION OF SUBJECT MATTER**

IPC 7 C07D271/113 C07D285/135 C07D249/14 C07D413/04 C07D413/12  
C07D417/14 C07D413/14 A61K31/4245 A61P35/00 A61P29/00

According to International Patent Classification (IPC) or to both national classification and IPC

**B. FIELDS SEARCHED**

Minimum documentation searched (classification system followed by classification symbols)  
IPC 7 C07D A61K A61P

Documentation searched other than minimum documentation to the extent that such documents are included in the fields searched

Electronic data base consulted during the international search (name of data base and, where practical, search terms used)

EPO-Internal, WPI Data, CHEM ABS Data

**C. DOCUMENTS CONSIDERED TO BE RELEVANT**

Category *	Citation of document, with indication, where appropriate, of the relevant passages	Relevant to claim No.
Y	WO 00 42029 A (BARRETT STEPHEN DOUGLAS ;BRIDGES ALEXANDER JAMES (US); WARNER LAMB) 20 July 2000 (2000-07-20) claims; examples 1,7-10 ---	1,2,4-7
Y	WO 01 05391 A (PINNOCK ROBERT DENHAM ;LEE KEVIN (GB); DIXON ALISTAIR (GB); BARRET) 25 January 2001 (2001-01-25) claims; examples ---	1,2,4-7
A	WO 00 42022 A (BARRETT STEPHEN DOUGLAS ;BRIDGES ALEXANDER JAMES (US); WARNER LAMB) 20 July 2000 (2000-07-20) claims --- -/--	1-7

Further documents are listed in the continuation of box C.

Patent family members are listed in annex.

\* Special categories of cited documents :

- \*A\* document defining the general state of the art which is not considered to be of particular relevance
- \*E\* earlier document but published on or after the international filing date
- \*L\* document which may throw doubts on priority claim(s) or which is cited to establish the publication date of another citation or other special reason (as specified)
- \*O\* document referring to an oral disclosure, use, exhibition or other means
- \*P\* document published prior to the international filing date but later than the priority date claimed

- \*T\* later document published after the international filing date or priority date and not in conflict with the application but cited to understand the principle or theory underlying the invention
- \*X\* document of particular relevance; the claimed invention cannot be considered novel or cannot be considered to involve an inventive step when the document is taken alone
- \*Y\* document of particular relevance; the claimed invention cannot be considered to involve an inventive step when the document is combined with one or more other such documents, such combination being obvious to a person skilled in the art.
- \*Z\* document member of the same patent family

Date of the actual completion of the international search

1 March 2004

Date of mailing of the international search report

09/03/2004

Name and mailing address of the ISA

European Patent Office, P.B. 5818 Patentlaan 2  
NL - 2280 HV Rijswijk  
Tel. (+31-70) 340-2040, Tx. 31 651 epo nl,  
Fax: (+31-70) 340-3016

Authorized officer

Chouly, J

## INTERNATIONAL SEARCH REPORT

International Application No

PCT/IB 03/05787

C.(Continuation) DOCUMENTS CONSIDERED TO BE RELEVANT		
Category °	Citation of document, with indication, where appropriate, of the relevant passages	Relevant to claim No.
A	WO 01 05390 A (PINNOCK ROBERT DENHAM ;LEE KEVIN (GB); DIXON ALISTAIR (GB); BARRET) 25 January 2001 (2001-01-25) claims -----	1-7

# INTERNATIONAL SEARCH REPORT

International application No.  
PCT/IB 03/05787

## Box I Observations where certain claims were found unsearchable (Continuation of item 1 of first sheet)

This International Search Report has not been established in respect of certain claims under Article 17(2)(a) for the following reasons:

1.  Claims Nos.:  
because they relate to subject matter not required to be searched by this Authority, namely:  

Although claims 5-7 are directed to a method of treatment of the human/animal body, the search has been carried out and based on the alleged effects of the compound/composition.
2.  Claims Nos.:  
because they relate to parts of the International Application that do not comply with the prescribed requirements to such an extent that no meaningful International Search can be carried out, specifically:
3.  Claims Nos.:  
because they are dependent claims and are not drafted in accordance with the second and third sentences of Rule 6.4(a).

## Box II Observations where unity of invention is lacking (Continuation of item 2 of first sheet)

This International Searching Authority found multiple inventions in this international application, as follows:

1.  As all required additional search fees were timely paid by the applicant, this International Search Report covers all searchable claims.
2.  As all searchable claims could be searched without effort justifying an additional fee, this Authority did not invite payment of any additional fee.
3.  As only some of the required additional search fees were timely paid by the applicant, this International Search Report covers only those claims for which fees were paid, specifically claims Nos.:
4.  No required additional search fees were timely paid by the applicant. Consequently, this International Search Report is restricted to the invention first mentioned in the claims; it is covered by claims Nos.:

### Remark on Protest

- The additional search fees were accompanied by the applicant's protest.
- No protest accompanied the payment of additional search fees.

## INTERNATIONAL SEARCH REPORT

International Application No

PCT/IB 03/05787

Patent document cited in search report		Publication date	Patent family member(s)	Publication date
WO 0042029	A	20-07-2000	AU 2482700	A 01-08-2000
			BG 105801	A 31-07-2002
			BR 9916896	A 20-11-2001
			CA 2355374	A1 20-07-2000
			CN 1334807	T 06-02-2002
			CZ 20012528	A3 12-06-2002
			EE 200100374	A 16-12-2002
			EP 1144394	A1 17-10-2001
			HR 20010525	A1 30-06-2003
			HU 0105092	A2 29-04-2002
			JP 2000204077	A 25-07-2000
			JP 2002534515	T 15-10-2002
			NO 20013451	A 12-07-2001
			PL 348870	A1 17-06-2002
			SK 9822001	A3 06-08-2002
			TR 200102029	T2 21-11-2001
			WO 0042029	A1 20-07-2000
			US 2003004193	A1 02-01-2003
			US 6545030	B1 08-04-2003
			ZA 200105219	A 25-09-2002
			ID 30507	A 13-12-2001
WO 0105391	A	25-01-2001	AU 5785900	A 05-02-2001
			CA 2377100	A1 25-01-2001
			CN 1358095	T 10-07-2002
			EP 1202732	A2 08-05-2002
			HU 0202381	A2 28-11-2002
			JP 2003504399	T 04-02-2003
			PL 352705	A1 08-09-2003
			TR 200200204	T2 21-11-2002
			WO 0105391	A2 25-01-2001
			ZA 200109903	A 28-02-2003
			WO 0042022	A
BG 105800	A 29-03-2002			
BR 9916904	A 30-10-2001			
CA 2355470	A1 20-07-2000			
CN 1333754	T 30-01-2002			
CZ 20012498	A3 14-08-2002			
EE 200100373	A 15-10-2002			
EP 1144385	A1 17-10-2001			
HR 20010524	A1 31-08-2002			
HU 0105113	A2 29-04-2002			
ID 30439	A 06-12-2001			
JP 2000204079	A 25-07-2000			
JP 2002534510	T 15-10-2002			
NO 20013452	A 12-07-2001			
NZ 513433	A 30-05-2003			
SK 9832001	A3 04-02-2003			
TR 200102030	T2 21-01-2002			
WO 0042022	A1 20-07-2000			
US 6469004	B1 22-10-2002			
ZA 200105224	A 25-09-2002			
WO 0105390	A	25-01-2001	AU 6068600	A 05-02-2001
			CA 2377092	A1 25-01-2001
			CN 1358094	T 10-07-2002
			EP 1202731	A2 08-05-2002

# INTERNATIONAL SEARCH REPORT

International Application No  
PCT/IB 03/05787

Patent document cited in search report	Publication date	Patent family member(s)	Publication date
WO 0105390	A	HU 0202319 A2	28-10-2002
		JP 2003504398 T	04-02-2003
		PL 352835 A1	08-09-2003
		WO 0105390 A2	25-01-2001
		ZA 200109906 A	28-02-2003

---