



US00D655826S

(12) **United States Design Patent**  
**Gibbs**

(10) **Patent No.:** **US D655,826 S**

(45) **Date of Patent:** **\*\* Mar. 13, 2012**

(54) **RAIL**  
(76) Inventor: **Edward L. Gibbs**, Tulsa, OK (US)  
(\*\*) Term: **14 Years**  
(21) Appl. No.: **29/396,775**

6,779,781 B2 \* 8/2004 Bebendorf ..... 256/19  
D500,558 S \* 1/2005 Bourque et al. .... D25/121  
6,874,767 B1 4/2005 Gibbs  
D584,419 S \* 1/2009 Koch ..... D25/38  
7,621,510 B2 11/2009 Gibbs et al.  
2005/0045863 A1 \* 3/2005 MacKay ..... 256/59  
2009/0140227 A1 \* 6/2009 Cantatore ..... 256/22  
\* cited by examiner

(22) Filed: **Jul. 7, 2011**  
(51) **LOC (9) Cl.** ..... **25-01**  
(52) **U.S. Cl.** ..... **D25/121**  
(58) **Field of Classification Search** ..... D25/38,  
D25/121; 256/65.01, 67, 65.02, 65.11, 65.15,  
256/65.16, 24, 25, 22, 19  
See application file for complete search history.

*Primary Examiner* — Doris Clark  
(74) *Attorney, Agent, or Firm* — Gary Peterson

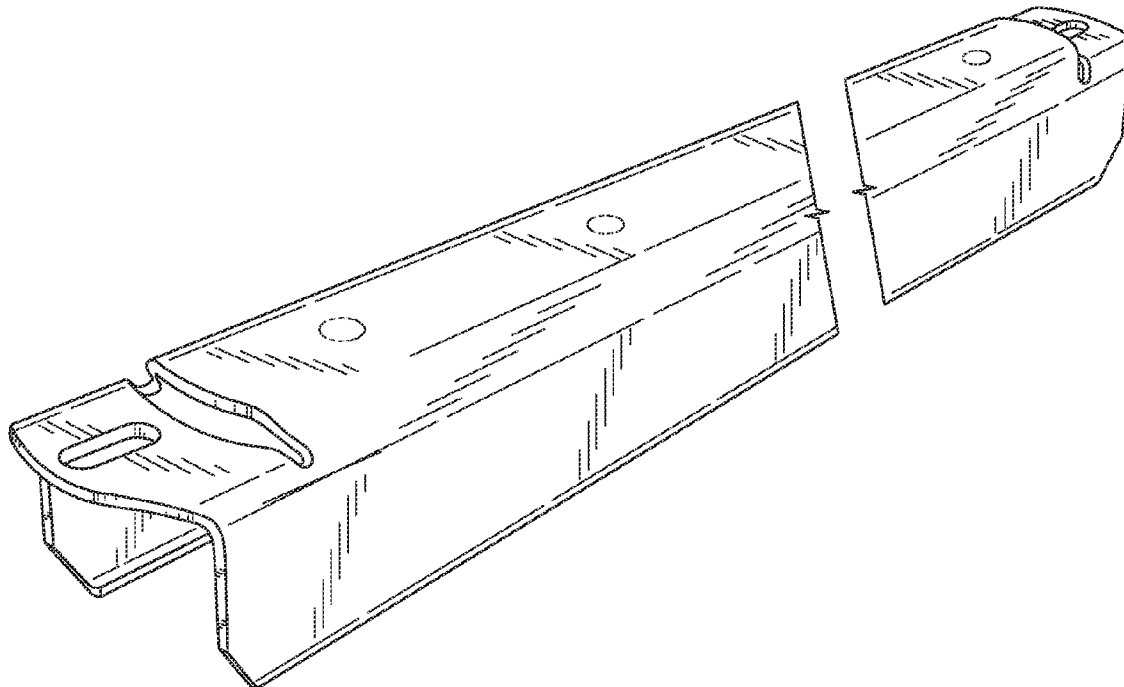
(57) **CLAIM**  
The ornamental design for a rail, as shown and described.

**DESCRIPTION**

FIG. 1 is a front elevation view of a rail. The rail has been shown fragmentarily to indicate indeterminate length. FIG. 2 is a rear elevation view of the rail shown in FIG. 1. FIG. 3 is a top plan view of the rail shown in FIG. 1. The bottom plan view is identical to FIG. 3. FIG. 4 is a right end view of the rail shown in FIG. 1. The left end view is identical to FIG. 4; and, FIG. 5 is a perspective view of the rail shown in FIG. 1. The portions of the Figures shown in broken lines are not part of the claimed design and are provided for illustration only.

(56) **References Cited**  
**U.S. PATENT DOCUMENTS**  
297,295 A 4/1884 Rogers  
3,357,681 A \* 12/1967 Souza, Jr. .... 256/65.02  
3,902,703 A 9/1975 Bouye  
4,789,138 A 12/1988 Action  
4,858,383 A 8/1989 Kendig  
5,120,025 A 6/1992 D'Avanzo  
5,443,244 A 8/1995 Gibbs  
D479,612 S \* 9/2003 Larsen et al. .... D25/121  
6,672,569 B2 1/2004 Deeley

**1 Claim, 3 Drawing Sheets**



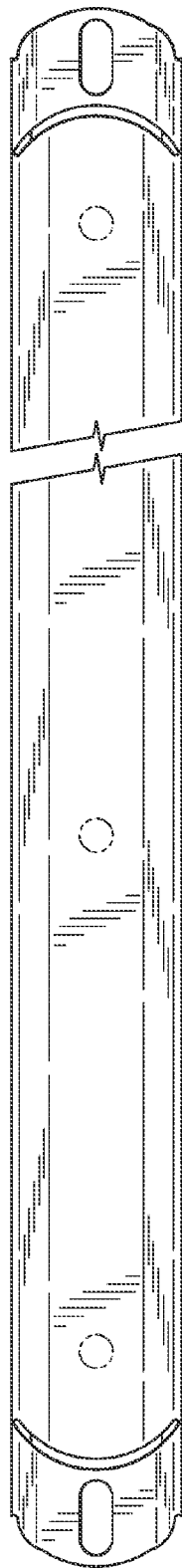


FIG. 1

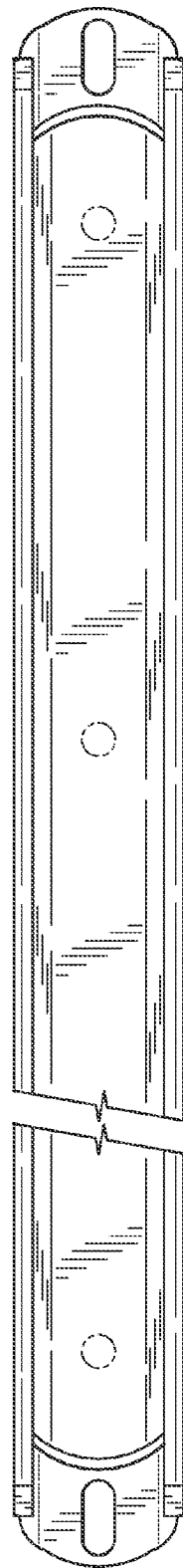


FIG. 2




FIG. 2

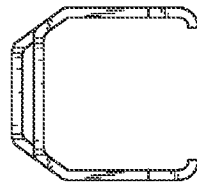


FIG. 3

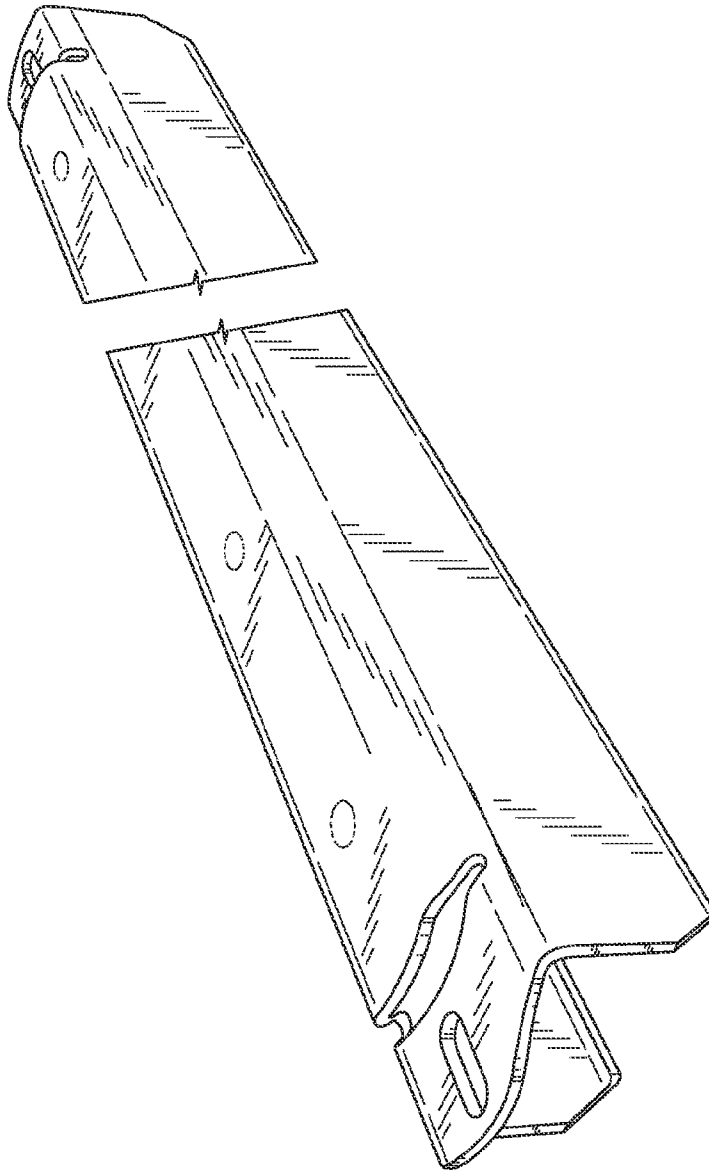


FIG. 3