

(12) STANDARD PATENT
(19) AUSTRALIAN PATENT OFFICE

(11) Application No. **AU 2003243328 C1**

(54) Title
Azepinoindole and pyridoindole derivatives as pharmaceutical agents

(51) International Patent Classification(s)
C07D 487/04 (2006.01) **A61P 31/04** (2006.01)
A61K 31/55 (2006.01) **A61P 31/10** (2006.01)
A61K 45/00 (2006.01) **C07D 471/04** (2006.01)
A61P 3/04 (2006.01) **C07D 487/10** (2006.01)
A61P 3/06 (2006.01) **C07D 491/04** (2006.01)
A61P 3/10 (2006.01) **C07D 491/20** (2006.01)
A61P 9/10 (2006.01) **C07D 519/00** (2006.01)

(21) Application No: **2003243328** (22) Date of Filing: **2003.05.27**

(87) WIPO No: **WO03/099821**

(30) Priority Data

(31) Number (32) Date (33) Country
60/383,574 **2002.05.24** **US**

(43) Publication Date: **2003.12.12**

(43) Publication Journal Date: **2004.02.05**

(44) Accepted Journal Date: **2010.05.20**

(44) Amended Journal Date: **2010.10.21**

(71) Applicant(s)
X-Cepto Therapeutics, Inc.

(72) Inventor(s)
Gu, Xiao-Hui;Wang, Tie-Lin;Martin, Richard;Griffith, Ronald;Flatt, Brenton Todd

(74) Agent / Attorney
Davies Collison Cave, 1 Nicholson Street, Melbourne, VIC, 3000

(56) Related Art
US 4719208 (HANNART, et al.) 12 Jan 1988
ISOMURA, K. et al. Chem. Lett. (1985), pages 385-388
US 3529062 (RENNER, et al.) 15 Sept 1970
WANG, T. S. T. Tet. Lett. (1975) No. 19, pages 1637-1638
HATANO, S. et al. Heterocycles (1981), Vol. 15, No. 2, pages 747-752.
COSTA, G. et al. Tet. (1977) Vol. 33, pages 315-320
WALSER, A. et al. J. Het. Chem. (1975) Vol. 12, pages 351-358
ELLIOTT, A. J. et al. J. Med. Chem. (1980), Vol. 23, No. 11, pages 1268-1269
US 3419569 (RENNER, et al.) 31 Dec 1968
EFANGE, S. M. N. et al. J. Med. Chem. (1998), Vol. 41, pages 4486-4491
WO 2002/024700 A1 (PHARMACIA & UPJOHN COMPANY) 28 March 2002
GB 1180615 (THE UPJOHN COMPANY) 4 Feb 1970
KRAXNER, J. et al. Arch. Pharm. Pharm. Med. Chem. (2000), Vol. 333, pages 287-292

(19) World Intellectual Property Organization
International Bureau



(43) International Publication Date
4 December 2003 (04.12.2003)

PCT

(10) International Publication Number
WO 03/099821 A1

(51) International Patent Classification⁷: **C07D 487/04**,
471/04, A61K 31/435, A61P 31/04, 31/10, A61K 31/55 //
(C07D 487/04, 223:00, 209:00) (C07D 471/04, 221:00,
209:00)

San Diego, CA 92122-5098 (US). **GRIFFITH, Ronald**
[US/US]; 2508 Russett Glen, Escondido, CA 92029 (US).

(21) International Application Number: PCT/US03/16767

(74) Agents: **ROTH, Carol, J.** et al.; Seed Intellectual Property
Law Group PLLC, Suite 6300, 701 Fifth Avenue, Seattle,
WA 98104-7092 (US).

(22) International Filing Date: 27 May 2003 (27.05.2003)

(81) Designated States (*national*): AE, AG, AL, AM, AT, AU,
AZ, BA, BB, BG, BR, BY, BZ, CA, CH, CN, CO, CR, CU,
CZ, DE, DK, DM, DZ, EC, EE, ES, FI, GB, GD, GE, GH,
GM, HR, HU, ID, IL, IN, IS, JP, KE, KG, KP, KR, KZ, LC,
LK, LR, LS, LT, LU, LV, MA, MD, MG, MK, MN, MW,
MX, MZ, NI, NO, NZ, OM, PH, PL, PT, RO, RU, SC, SD,
SE, SG, SK, SL, TJ, TM, TN, TR, TT, TZ, UA, UG, US,
UZ, VC, VN, YU, ZA, ZM, ZW.

(25) Filing Language: English

(26) Publication Language: English

(30) Priority Data:
60/383,574 24 May 2002 (24.05.2002) US

(84) Designated States (*regional*): ARIPO patent (GH, GM,
KE, LS, MW, MZ, SD, SL, SZ, TZ, UG, ZM, ZW),
Eurasian patent (AM, AZ, BY, KG, KZ, MD, RU, TJ, TM),
European patent (AT, BE, BG, CH, CY, CZ, DE, DK, EE,
ES, FI, FR, GB, GR, HU, IE, IT, LU, MC, NL, PT, RO,
SE, SI, SK, TR), OAPI patent (BF, BJ, CF, CG, CI, CM,
GA, GN, GQ, GW, ML, MR, NE, SN, TD, TG).

(71) Applicant (*for all designated States except US*): **X-CEP-
TOR THERAPEUTICS, INC.** [US/US]; 4757 Nexus
Center Drive, Suite 200, San Diego, CA 92121 (US).

(72) Inventors; and

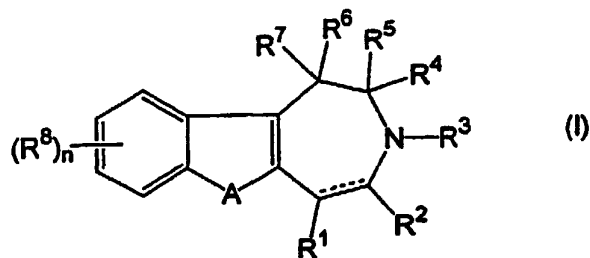
(75) Inventors/Applicants (*for US only*): **MARTIN, Richard**
[CA/US]; 4293 Cordobes Cove, San Diego, CA 92130
(US). **WANG, Tie-Lin** [CN/US]; 7746 Roan Road,
San Diego, CA 92129 (US). **FLATT, Brenton, Todd**
[US/US]; 12721 Pedriza Drive, Poway, CA 92064 (US).
GU, Xiao-Hui [CN/US]; 7699 Palmilla Drive, #3408,

Published:

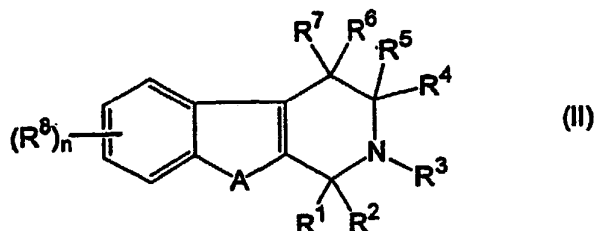
— with international search report

For two-letter codes and other abbreviations, refer to the "Guidance Notes on Codes and Abbreviations" appearing at the beginning of each regular issue of the PCT Gazette.

(54) Title: AZEPINOINDOLE AND PYRIDOINDOLE DERIVATIVES AS PHARMACEUTICAL AGENTS



(I)



(II)

(57) Abstract: The present invention is directed to compounds of formula (I) and formula (II): formula (I) and (II), wherein R¹-R⁸, A and n are as described in the description. These compounds are used in pharmaceutical compositions and methods for modulating the activity of orphan nuclear receptors.



WO 03/099821 A1

AZEPINOINDOLE AND PYRIDOINDOLE DERIVATIVES AS PHARMACEUTICAL AGENTS

FIELD OF THE INVENTION

- Compounds, compositions and methods are provided for modulating the
- 5 activity of receptors and for the treatment, prevention, or amelioration of one or more symptoms of disease or disorder related to the activity of the receptors.

BACKGROUND OF THE INVENTION

Nuclear Receptors

- Nuclear receptors are a superfamily of regulatory proteins that are
- 10 structurally and functionally related and are receptors for, *e.g.*, steroids, retinoids, vitamin D and thyroid hormones (see, *e.g.*, Evans (1988) *Science* 240:889-895). These proteins bind to cis-acting elements in the promoters of their target genes and modulate gene expression in response to ligands for the receptors.

- Nuclear receptors can be classified based on their DNA binding
- 15 properties (see, *e.g.*, Evans, *supra* and Glass (1994) *Endocr. Rev.* 15:391-407). For example, one class of nuclear receptors includes the glucocorticoid, estrogen, androgen, progestin and mineralocorticoid receptors which bind as homodimers to hormone response elements (HREs) organized as inverted repeats (see, *e.g.*, Glass, *supra*). A second class of receptors, including those activated by retinoic acid, thyroid
- 20 hormone, vitamin D₃, fatty acids/peroxisome proliferators (*i.e.*, peroxisome proliferator activated receptor (PPAR)) and ecdysone, bind to HREs as heterodimers with a common partner, the retinoid X receptors (*i.e.*, RXRs, also known as the 9-cis retinoic acid receptors; see, *e.g.*, Levin *et al.* (1992) *Nature* 355:359-361 and Heyman *et al.* (1992) *Cell* 68:397-406).

- 25 RXRs are unique among the nuclear receptors in that they bind DNA as a homodimer and are required as a heterodimeric partner for a number of additional nuclear receptors to bind DNA (see, *e.g.*, Mangelsdorf *et al.* (1995) *Cell* 83:841-850). The latter receptors, termed the class II nuclear receptor subfamily, include many which are established or implicated as important regulators of gene expression. There
- 30 are three RXR genes (see, *e.g.*, Mangelsdorf *et al.* (1992) *Genes Dev.* 6:329-344), coding for RXR α , - β , and - γ , all of which are able to heterodimerize with any of the

class II receptors, although there appear to be preferences for distinct RXR subtypes by partner receptors *in vivo* (see, e.g., Chiba *et al.* (1997) *Mol. Cell. Biol.* 17:3013-3020). In the adult liver, RXR α is the most abundant of the three RXRs (see, e.g., Mangelsdorf *et al.* (1992) *Genes Dev.* 6:329-344), suggesting that it might have a prominent role in hepatic functions that involve regulation by class II nuclear receptors. See also, Wan *et al.* (2000) *Mol. Cell. Biol.* 20:4436-4444.

Orphan Nuclear Receptors

Included in the nuclear receptor superfamily of regulatory proteins are nuclear receptors for whom the ligand is known and those which lack known ligands. Nuclear receptors falling in the latter category are referred to as orphan nuclear receptors. The search for activators for orphan receptors has led to the discovery of previously unknown signaling pathways (see, e.g., Levin *et al.*, (1992), *supra* and Heyman *et al.*, (1992), *supra*). For example, it has been reported that bile acids, which are involved in physiological processes such as cholesterol catabolism, are ligands for the farnesoid X receptor (*infra*).

Since it is known that products of intermediary metabolism act as transcriptional regulators in bacteria and yeast, such molecules may serve similar functions in higher organisms (see, e.g., Tomkins (1975) *Science* 189:760-763 and O'Malley (1989) *Endocrinology* 125:1119-1120). For example, one biosynthetic pathway in higher eukaryotes is the mevalonate pathway, which leads to the synthesis of cholesterol, bile acids, porphyrin, dolichol, ubiquinone, carotenoids, retinoids, vitamin D, steroid hormones and farnesylated proteins.

FARNESOID X RECEPTOR

The farnesoid X receptor (originally isolated as RIP14 (retinoid X receptor-interacting protein-14), see, e.g., Seol *et al.* (1995) *Mol. Endocrinol.* 9:72-85) is a member of the nuclear hormone receptor superfamily and is primarily expressed in the liver, kidney and intestine (see, e.g., Seol *et al.*, *supra* and Forman *et al.* (1995) *Cell* 81:687-693). It functions as a heterodimer with the retinoid X receptor (RXR) and binds to response elements in the promoters of target genes to regulate gene transcription. The farnesoid X receptor-RXR heterodimer binds with highest affinity to an inverted repeat-1 (IR-1) response element, in which consensus receptor-binding hexamers are separated by one nucleotide. The farnesoid X receptor is part of an

1PEA/US

980049.403PC 2412
~~PC 0503/15767 27452003~~

- interrelated process, in that the receptor is activated by bile acids (the end product of cholesterol metabolism) (see, e.g., Makishima *et al.* (1999) *Science* 284:1362-1365, Parks *et al.* (1999) *Science* 284:1365-1368, Wang *et al.* (1999) *Mol. Cell.* 3:543-553), which serve to inhibit cholesterol catabolism. See also, Urizar *et al.* (2000) *J. Biol. Chem.* 275:39313-39317.
- 5

Nuclear Receptors and Disease

- Nuclear receptor activity, including the farnesoid X receptor and/or orphan nuclear receptor activity, has been implicated in a variety of diseases and disorders, including, but not limited to, hyperlipidemia and hypercholesterolemia, and complications thereof, including without limitation coronary artery disease, angina pectoris, carotid artery disease, strokes, cerebral arteriosclerosis and xanthoma, (see, e.g., International Patent Application Publication No. WO 00/57915), osteoporosis and vitamin deficiency (see, e.g., U.S. Patent No. 6,316,5103), hyperlipoproteinemia (see, e.g., International Patent Application Publication No. WO 01/60818),
- 10 hypertriglyceridemia, lipodystrophy, peripheral occlusive disease, ischemic stroke, hyperglycemia and diabetes mellitus (see, e.g., International Patent Application Publication No. WO 01/82917), disorders related to insulin resistance including the cluster of disease states, conditions or disorders that make up "Syndrome X" such as glucose intolerance, an increase in plasma triglyceride and a decrease in high-density
- 15 lipoprotein cholesterol concentrations, hypertension, hyperuricemia, smaller denser low-density lipoprotein particles, and higher circulating levels of plasminogen activator inhibitor-1, atherosclerosis and gallstones (see, e.g., International Patent Application Publication No. WO 00/37077), disorders of the skin and mucous membranes (see, e.g., U.S. Patent Nos. 6,184,215 and 6,187,814, and International Patent Application
- 20 Publication No. WO 98/32444), obesity, acne (see, e.g., International Patent Application Publication No. WO 00/49992), and cancer, cholestasis, Parkinson's disease and Alzheimer's disease (see, e.g., International Patent Application Publication No. WO 00/17334).
- 25

- The activity of nuclear receptors, including the farnesoid X receptor and/or orphan nuclear receptors, has been implicated in physiological processes including, but not limited to, triglyceride metabolism, catabolism, transport or absorption, bile acid metabolism, catabolism, transport, absorption, re-absorption or bile pool composition, cholesterol metabolism, catabolism, transport, absorption, or re-
- 30

absorption. The modulation of cholesterol 7 α -hydroxylase gene (CYP7A1) transcription (see, e.g., Chiang *et al.* (2000) *J. Biol. Chem.* 275:10918-10924), HDL metabolism (see, e.g., Urizar *et al.* (2000) *J. Biol. Chem.* 275:39313-39317), hyperlipidemia, cholestasis, and increased cholesterol efflux and increased expression of ATP binding cassette transporter protein (ABC1) (see, e.g., International Patent Application Publication No. WO 00/78972) are also modulated or otherwise affected by the farnesoid X receptor.

Thus, there is a need for compounds, compositions and methods of modulating the activity of nuclear receptors, including the farnesoid X receptor and/or orphan nuclear receptors. Such compounds are useful in the treatment, prevention, or amelioration of one or more symptoms of diseases or disorders in which nuclear receptor activity is implicated.

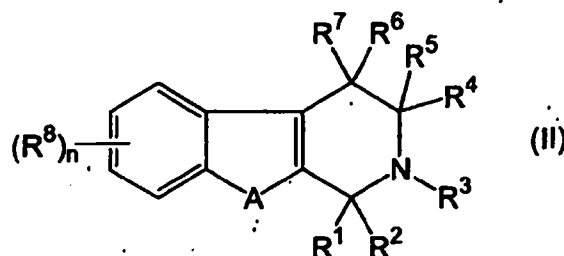
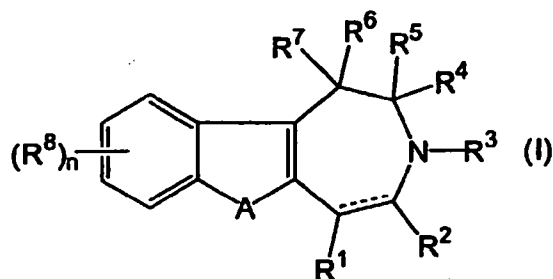
SUMMARY OF THE INVENTION

Compounds for use in pharmaceutical compositions and methods for modulating the activity of nuclear receptors are provided. In particular, compounds for use in compositions and methods for modulating the farnesoid X receptor, and/or orphan nuclear receptors, are provided. In certain embodiments, the compounds are azepinoindole or pyridoindole derivatives. In one embodiment, the compounds provided herein are agonists of the farnesoid X receptor. In another embodiment, the compounds provided herein are antagonists of the farnesoid X receptor. In another embodiment, the compounds provided herein are inverse agonists, partial agonists or partial antagonists of the farnesoid X receptor. Agonists that exhibit low efficacy are, in certain embodiments, antagonists.

In one embodiment, the compounds for use in the compositions and methods provided herein have formula (I) or formula (II):

2003243328 04 Jun 2010

- 5 -



or a pharmaceutically acceptable derivative thereof, wherein:

n is 0 to 4;

A is $-N(R^9)-$, $-O-$ or $-S(O)_t-$ (where t is 0 to 2);

R^1 and R^2 are each independently selected from a group consisting of hydrogen, optionally substituted alkyl, optionally substituted alkenyl, optionally substituted alkynyl, optionally substituted aryl, optionally substituted heteroaryl, optionally substituted cycloalkyl, optionally substituted heterocyclyl, optionally substituted aralkyl, optionally substituted heteroaralkyl, $-OR^{14}$, $-SR^{14}$, $-N(R^{15})R^{16}$, $-N(R^{15})S(O)_2R^{43}$, $-N(R^{17})N(R^{15})R^{16}$, $-N(R^{17})N(R^{15})S(O)_2R^{43}$, $-C(O)R^{18}$, $-C(O)OR^{14}$, $-C(S)OR^{14}$, $-C(O)SR^{14}$, $-C(O)N(R^{15})R^{16}$, $-C(O)N(R^{15})S(O)_2R^{43}$, $-C(O)N(R^{15})N=R^{16}$, $-C(O)N(R^{17})N(R^{15})R^{16}$, and $-C(O)N(R^{17})N(R^{15})S(O)_2R^{43}$, provided that when A is O , R^2 is not $-C(O)OR^{14}$, wherein R^{14} is optionally substituted alkyl; or

R^1 and R^2 , together with the atom to which they are attached, form an optionally substituted cycloalkyl or optionally substituted cycloalkenyl, optionally substituted heterocyclyl, optionally substituted aryl, or optionally substituted heteroaryl ring;

R^3 is hydrogen, optionally substituted alkyl, optionally substituted alkenyl, optionally substituted alkynyl, optionally substituted cycloalkyl, optionally substituted aryl, optionally substituted aralkyl, optionally substituted heteroaryl, optionally substituted heterocyclyl, optionally substituted heteroaralkyl, $-C(O)R^{10}$, $-C(O)OR^{10}$, $-S(O)_2R^{10}$, $-C(O)N(R^{11})R^{12}$, $-C(O)N(R^{11})S(O)_2R^{43}$, $-C(O)N(R^{13})N(R^{11})R^{12}$, $-C(O)N(R^{13})N(R^{11})S(O)_2R^{43}$, $-N(R^{13})C(O)R^{10}$, $-N(R^{13})C(O)N(R^{11})R^{12}$,

2003243328 04 Jun 2010

- 5A -

-N(R¹³)C(O)N(R¹¹)S(O)₂R⁴³, -N(R¹⁰)C(O)N(R¹³)N(R¹¹)R¹²,
-N(R¹⁰)C(O)N(R¹³)N(R¹¹)S(O)₂R⁴³, -N(R¹³)C(O)OR¹⁰, -P(O)OR¹⁰, or -P(O)(OR¹⁹)OR¹²;

- R^4 , R^5 , R^6 and R^7 are each independently selected from a group consisting of hydrogen, optionally substituted alkyl, optionally substituted alkenyl, optionally substituted alkynyl, optionally substituted aryl, optionally substituted heteroaryl, optionally substituted cycloalkyl, optionally substituted heterocyclyl, optionally substituted aralkyl, optionally substituted heteroaralkyl, $-OR^{14}$, $-SR^{14}$, $-S(O)_2R^{14}$, $-N(R^{15})R^{16}$, $-N(R^{15})S(O)_2R^{43}$, $-C(O)R^{18}$, $-C(O)OR^{20}$, $-C(O)N(R^{21})R^{22}$, $-C(O)N(R^{21})S(O)_2R^{43}$, $-C(O)N(R^{42})N(R^{21})R^{22}$, and $-C(O)N(R^{42})N(R^{21})S(O)_2R^{43}$; or R^4 and R^5 , or R^4 and R^6 , or R^4 and R^7 , or R^5 and R^6 , or R^5 and R^7 , or R^6 and R^7 , together with the carbon atom to which they are attached, form an optionally substituted cycloalkyl, optionally substituted heterocyclyl, an optionally substituted cycloalkenyl ring, or together form a double bond and the others of R^4 , R^5 , R^6 and R^7 are as described above; or R^6 and R^7 together form an oxo, thioxo, optionally substituted imine, optionally substituted oxime or an optionally substituted hydrazone, or R^6 and R^7 , together with the carbon atom to which they are attached, form an optionally substituted exocyclic double bond, and R^4 and R^5 are as described above;

- R^8 is each independently selected from the group consisting of optionally substituted alkyl, optionally substituted alkenyl, optionally substituted alkynyl, optionally substituted aryl, optionally substituted heteroaryl, optionally substituted cycloalkyl, optionally substituted heterocyclyl, halo, pseudohalo, cyano, nitro, $-C(O)OR^{23}$, $-C(O)N(R^{24})R^{25}$, $-C(O)N(R^{24})S(O)_2R^{43}$, $-C(O)R^{26}$, $-OR^{27}$, $-SR^{27}$, $-C(S)OR^{23}$, $-C(O)SR^{23}$, $-N(R^{28})R^{29}$, and $-N(R^{28})S(O)_2R^{43}$; or

two adjacent R^8 groups, together with the carbons to which they are attached, form an optionally substituted aryl, optionally substituted cycloalkyl, optionally substituted heterocyclyl or optionally substituted heteroaryl;

- R^9 is hydrogen, optionally substituted alkyl, $-C(O)R^{10}$ or $-S(O)_2R^{43}$; R^{10} , R^{11} , R^{12} , R^{13} and R^{19} are selected as in (a) or (b) as follows: (a) R^{10} , R^{11} , R^{12} , R^{13} and R^{19} each independently hydrogen, optionally substituted alkyl, optionally substituted alkenyl, optionally substituted alkynyl, optionally substituted cycloalkyl, optionally substituted aryl, optionally substituted aralkyl, optionally substituted heterocyclyl, optionally substituted heteroaryl, or optionally substituted heteroaralkyl; or (b) R^{11} and R^{12} or R^{12} and R^{19} , together with the atoms to which they are attached, form an optionally substituted heterocyclyl ring or an optionally substituted heteroaryl ring; and the others of R^{10} , R^{11} , R^{12} , R^{13} and R^{19} are selected as in (a), above;

24 12

R^{14} , R^{15} , R^{16} , R^{17} and R^{18} are selected as in (a) or (b) as follows: (a) R^{14} , R^{15} , R^{16} , R^{17} and R^{18} are each independently hydrogen, optionally substituted alkyl, optionally substituted alkenyl, optionally substituted alkynyl, optionally substituted cycloalkyl, optionally substituted aryl, optionally substituted aralkyl, optionally substituted heterocyclyl, optionally substituted heteroaryl, or optionally substituted heteroaralkyl; or (b) R^{15} and R^{16} , together with the nitrogen atom to which they are attached, form an optionally substituted heterocyclyl ring, or an optionally substituted heteroaryl ring, and the others of R^{14} , R^{15} , R^{16} , R^{17} and R^{18} are selected as in (a) above,

R^{20} , R^{21} , R^{22} and R^{42} are selected as in (a) or (b) as follows: (a) R^{20} , R^{21} , R^{22} and R^{42} are each independently hydrogen, optionally substituted alkyl, optionally substituted alkenyl, optionally substituted alkynyl, optionally substituted cycloalkyl, optionally substituted aryl, optionally substituted aralkyl, optionally substituted heterocyclyl, optionally substituted heteroaryl, or optionally substituted heteroaralkyl; or (b) R^{21} and R^{22} , together with the nitrogen atom to which they are attached, form an optionally substituted heterocyclyl ring, or an optionally substituted heteroaryl ring, and the others of R^{20} , R^{21} , R^{22} and R^{42} are selected as in (a), above;

R^{23} , R^{24} , R^{25} and R^{26} are selected as in (a) or (b) as follows: (a) R^{23} , R^{24} , R^{25} and R^{26} are each independently hydrogen, optionally substituted alkyl, optionally substituted alkenyl, optionally substituted alkynyl, optionally substituted cycloalkyl, optionally substituted aryl, optionally substituted aralkyl, optionally substituted heterocyclyl, optionally substituted heteroaryl, or optionally substituted heteroaralkyl; or (b) R^{24} and R^{25} , together with the nitrogen atom to which they are attached, form an optionally substituted heterocyclyl or an optionally substituted heteroaryl ring, and the others of R^{23} , R^{24} , R^{25} and R^{26} are selected as in (a) above;

R^{27} , R^{28} and R^{29} are selected as in (a) or (b) as follows: (a) R^{27} , R^{28} and R^{29} are each independently hydrogen, optionally substituted alkyl, optionally substituted alkenyl, optionally substituted alkynyl, optionally substituted aryl, optionally substituted aralkyl, optionally substituted heteroaryl, optionally substituted heteroaralkyl, $-C(O)R^{30}$, $-C(O)OR^{31}$, $-C(O)N(R^{32})R^{33}$, $-C(O)N(R^{32})S(O)_2R^{43}$, $-C(O)SR^{31}$, $-C(S)OR^{31}$, or $-C(S)N(R^{32})R^{33}$; or (b) R^{28} and R^{29} together with the nitrogen atom to which they are attached, form an optionally substituted heterocyclyl or an optionally substituted heteroaryl ring, and the others of R^{27} , R^{28} and R^{29} are selected as in (a) above;

R^{30} is hydrogen, optionally substituted alkyl, optionally substituted alkenyl, optionally substituted alkynyl, optionally substituted cycloalkyl, optionally substituted aryl, optionally substituted aralkyl, optionally substituted heterocyclyl, optionally substituted heteroaryl, or optionally substituted heteroaralkyl;

- 5 R^{31} is optionally substituted alkyl, optionally substituted alkenyl, optionally substituted alkynyl, optionally substituted cycloalkyl, optionally substituted aryl, optionally substituted aralkyl, optionally substituted heterocyclyl, optionally substituted heteroaryl, or optionally substituted heteroaralkyl;

- 10 R^{32} and R^{33} are selected as in (a) or (b) as follows: (a) R^{32} and R^{33} are each independently hydrogen, optionally substituted alkyl, optionally substituted alkenyl, optionally substituted alkynyl, optionally substituted cycloalkyl, optionally substituted aryl, optionally substituted aralkyl, optionally substituted heterocyclyl, optionally substituted heteroaryl, or optionally substituted heteroaralkyl; or (b) R^{32} and R^{33} , together with the nitrogen atom to which they are attached, form an optionally substituted heterocyclyl or an optionally substituted heteroaryl ring;

R^{43} is optionally substituted alkyl, optionally substituted alkenyl, optionally substituted alkynyl, optionally substituted cycloalkyl, optionally substituted aryl, optionally substituted aralkyl, optionally substituted heterocyclyl, optionally substituted heteroaryl, or optionally substituted heteroaralkyl;

- 20 each of R^1 - R^{33} , R^{42} and R^{43} , when substituted, are substituted with one or more substituents, each independently selected from Q^1 ;

- Q^1 is halo, pseudohalo, hydroxy, oxo, thia, nitrile, nitro, formyl, mercapto, hydroxycarbonyl, hydroxycarbonylalkyl, alkyl, haloalkyl, polyhaloalkyl, diaminoalkyl, alkenyl containing 1 to 2 double bonds, alkynyl, containing 1 to 2 triple bonds, cycloalkyl, cycloalkylalkyl, heterocyclyl, heterocyclylalkyl, aryl, heteroaryl, aralkyl, aralkenyl, aralkynyl, heteroarylalkyl, trialkylsilyl, dialkylarylsilyl, alkyl diarylsilyl, triarylsilyl, alkylidene, arylalkylidene, alkylcarbonyl, cycloalkylcarbonyl, heterocyclylcarbonyl, arylcarbonyl, heteroarylcarbonyl, alkoxycarbonyl, alkoxycarbonylalkyl, aryloxy, aryloxyalkyl, aralkoxycarbonyl, aralkoxycarbonylalkyl, arylcarbonylalkyl, aminocarbonyl, alkylaminocarbonyl, dialkylaminocarbonyl, arylaminocarbonyl, diarylaminocarbonyl, arylalkylaminocarbonyl, alkoxy, aryloxy, heteroaryloxy, heteroaralkoxy, heterocycloxy, cycloalkoxy, perfluoroalkoxy, alkenyloxy, alkynyloxy, aralkoxy, alkylcarbonyloxy, arylcarbonyloxy, aralkylcarbonyloxy, alkoxycarbonyloxy, aryloxy, aryloxyalkyl, aralkoxycarbonyloxy, aminocarbonyloxy, alkylaminocarbonyloxy, dialkylaminocarbonyloxy,
- 25
30
35

24 12

980049 403PG
 FILED 1993 / 15767 27052003

- alkylarylaminocarbonyloxy, diarylaminocarbonyloxy, cycloalkylcarbonyloxy, heterocyclylcarbonyloxy, heteroarylcarbonyloxy, heteroaralkylcarbonyloxy, guanidino, isothioureido, amidino, alkylamidino, cycloalkylamidino, heterocyclylamidino, heterocyclylalkylamidino, arylamidino, aralkylamidino, heteroarylamidino,
- 5 heteroaralkylamidino, aminothiocarbonyl, alkylaminothiocarbonyl, arylaminothiocarbonyl, amino, aminoalkyl, alkylaminoalkyl, dialkylaminoalkyl, arylaminoalkyl, diarylaminoalkyl, alkylarylaminalkyl, alkylamino, dialkylamino, haloalkylamino, cycloalkylamino, heterocyclylamino, heterocyclylalkylamino, arylamino, heteroarylamino, aralkylamino, heteroaralkylamino, diarylamino, alkylarylamino,
- 10 alkylcarbonylamino, alkoxycarbonylamino, aralkoxycarbonylamino, arylcarbonylamino, arylcarbonylaminoalkyl, aryloxycarbonylaminoalkyl, aryloxyarylcarbonylamino, aryloxycarbonylamino, alkylsulfonylamino, arylsulfonylamino, heteroarylsulfonylamino, heterocyclylsulfonylamino, heteroarylthio, azido, $-N^+(R^{34})(R^{35})R^{36}$, $-P(R^{37})_2$, $-P(O)(R^{37})_2$, $-OP(O)(R^{37})_2$, $-N(R^{38})C(O)R^{39}$, dialkylphosphonyl, alkylarylphosphonyl,
- 15 diarylphosphonyl, hydroxyphosphonyl, alkylthio, cycloalkylthio, heterocyclylalkylthio, arylthio, aralkylthio, heteroaralkylthio, perfluoroalkylthio, hydroxycarbonylalkylthio, thiocyano, isothiocyano, alkylsulfinyloxy, alkylsulfonyloxy, arylsulfinyloxy, arylsulfonyloxy, hydroxysulfonyloxy, alkoxysulfonyloxy, aminosulfonyloxy, alkylaminosulfonyloxy, dialkylaminosulfonyloxy, arylaminosulfonyloxy,
- 20 diarylaminosulfonyloxy, alkylarylaminosulfonyloxy, halosulfonyl, alkylsulfinyl, alkylsulfonyl, arylsulfinyl, arylsulfonyl, hydroxysulfonyl, alkoxysulfonyl, aminosulfonyl, alkylaminosulfonyl, dialkylaminosulfonyl, arylaminosulfonyl, diarylaminosulfonyl, or alkylarylaminosulfonyl; or
- two Q^1 groups, which substituted atoms in a 1,2 or 1,3 arrangement,
- 25 together form alkylene, oxaalkylene, alkylenedioxy, thioalkylenoxy or alkylenedithioxy; or
- two Q^1 groups, which substitute the same atom, together form alkylene; each Q^1 is independently unsubstituted or substituted with one or more substituents each independently selected from Q^2 ;
- 30 each Q^2 is independently halo, pseudohalo, hydroxy, oxo, thia, nitrile, nitro, formyl, mercapto, hydroxycarbonyl, hydroxycarbonylalkyl, alkyl, haloalkyl, polyhaloalkyl, diaminoalkyl, alkenyl containing 1 to 2 double bonds, alkynyl, containing 1 to 2 triple bonds, cycloalkyl, cycloalkylalkyl, heterocyclyl, heterocyclylalkyl, aryl, heteroaryl, aralkyl, aralkenyl, aralkynyl, heteroarylalkyl, trialkylsilyl, dialkylarylsilyl,
- 35 alkyl diarylsilyl, triarylsilyl, alkylidene, arylalkylidene, alkylcarbonyl, cycloalkylcarbonyl,

980049.403PC

PCT/US03/16767 - 27052003

2412

- heterocyclylcarbonyl, arylcarbonyl, heteroarylcarbonyl, alkoxycarbonyl, alkoxycarbonylalkyl, aryloxy carbonyl, aryloxy carbonylalkyl, aralkoxycarbonyl, aralkoxycarbonylalkyl, arylcarbonylalkyl, aminocarbonyl, alkylaminocarbonyl, dialkylaminocarbonyl, arylaminocarbonyl, diarylaminocarbonyl, arylalkylaminocarbonyl;
- 5 alkoxy aryloxy, heteroaryloxy, heteroaralkoxy, heterocyclyloxy, cycloalkoxy, perfluoroalkoxy, alkenyloxy, alkynyloxy, aralkoxy, alkylcarbonyloxy, arylcarbonyloxy, aralkylcarbonyloxy, alkoxycarbonyloxy, aryloxy carbonyloxy, aralkoxycarbonyloxy, aminocarbonyloxy, alkylaminocarbonyloxy, dialkylaminocarbonyloxy, alkylarylaminocarbonyloxy, diarylaminocarbonyloxy, guanidino, isothioureido, amidino,
- 10 alkylamidino, arylamidino, aminothiocabonyl, alkylaminothiocabonyl, arylaminothiocabonyl, amino, aminoalkyl, alkylaminoalkyl, dialkylaminoalkyl, arylaminoalkyl, diarylaminoalkyl, alkylarylaminomalkyl, alkylamino, dialkylamino, haloalkylamino, arylamino, diarylamino, alkylarylamino, alkylcarbonylamino, alkoxycarbonylamino, aralkoxycarbonylamino, arylcarbonylamino,
- 15 arylcarbonylaminoalkyl, aryloxy carbonylaminoalkyl, aryloxyarylcarbonylamino, aryloxy carbonylamino, alkylsulfonylamino, arylsulfonylamino, heteroaryl sulfonylamino, heterocyclylsulfonylamino, heteroarylthio, azido, $-N^+(R^{34})(R^{35})R^{36}$, $-P(R^{37})_2$, $-P(O)(R^{37})_2$, $-OP(O)(R^{37})_2$, $-N(R^{38})C(O)R^{39}$, dialkylphosphonyl, alkylarylphosphonyl, diarylphosphonyl, hydroxyphosphonyl, alkylthio, arylthio, perfluoroalkylthio,
- 20 hydroxycarbonylalkylthio, thiocyano, isothiocyano, alkylsulfinyloxy, alkylsulfonyloxy, arylsulfinyloxy, arylsulfonyloxy, hydroxysulfonyloxy, alkoxysulfonyloxy, aminosulfonyloxy, alkylaminosulfonyloxy, dialkylaminosulfonyloxy, arylaminosulfonyloxy, diarylaminosulfonyloxy, alkylarylaminosulfonyloxy, alkylsulfinyl, alkylsulfonyl, arylsulfinyl, arylsulfonyl, hydroxysulfonyl, alkoxysulfonyl, aminosulfonyl,
- 25 alkylaminosulfonyl, dialkylaminosulfonyl, arylaminosulfonyl, diarylaminosulfonyl, or alkylarylaminosulfonyl; or
- two Q^2 groups, which substitute atoms in a 1,2 or 1,3 arrangement, together form alkylene, oxaalkylene, alkylenedioxy, thioalkylenoxy or alkylenedithioxy; or
- 30 two Q^2 groups, which substitute the same atom, together form alkylene, R^{34} , R^{35} and R^{36} are each independently hydrogen alkyl, aryl, aralkyl, heteroaryl, heteroaralkyl, heterocyclyl or heterocyclylalkyl;
- R^{37} is hydroxy, alkoxy, aralkoxy, alkyl, heteroaryl, heterocyclyl, aryl or $-NR^{40}R^{41}$;

R^{38} is hydrogen, alkyl, aryl, aralkyl, heteroaryl, heteroaralkyl, heterocyclcyl or heterocyclcylalkyl; and

R^{39} is alkoxy, aralkoxy, alkyl, heteroaryl, heterocyclcyl, aryl or $-N(R^{40})R^{41}$; and

R^{40} and R^{41} are each independently hydrogen, alkyl, aralkyl, aryl, heteraryl, heteroaralkyl or heterocyclcyl, or

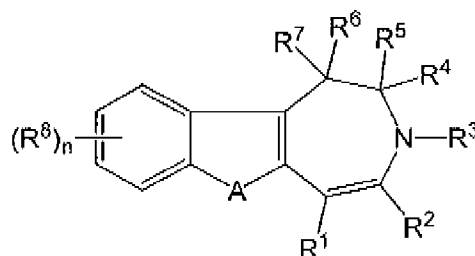
R^{40} and R^{41} together form alkylene, azaalkylene, oxaalkylene or thiaalkylene;

with the proviso that when R^1 is $-C(O)OR^{14}$ where R^{14} is an unsubstitued alkyl and R^3 is hydrogen, methyl, acetyl, benzyl, 1-phenylethyl, 1-(1-naphthyl)ethyl, $-C(O)OCH_2C_6H_5$ or $-C(O)OCH_2CH_3$, then at least one of R^6 and R^7 is not hydrogen, and

with the proviso that when R^3 is hydrogen or when R^1 and R^2 together form an aryl, then at least one of R^6 and R^7 is not hydrogen.

The groups R^1 - R^9 are selected such that the resulting compound has nuclear receptor modulation activity, such as in at least one assay described herein, such as farnesoid X receptor antagonist or agonist activity, and, in certain embodiments, at an IC_{50} or EC_{50} of less than about 100 μM . The IC_{50} or EC_{50} values with respect to the farnesoid X receptor for the compounds provided herein are, in certain embodiments, less than about 50 μM , 25 μM , 10 μM , 1 μM , 100 nM, 10 nM, or 1 nM.

In one aspect the invention provides a compound having a formula:



or a pharmaceutically acceptable derivative selected from the group consisting of salts, esters, enol ethers, enol esters, acetals, ketals, orthoesters, hemiacetals, hemiketals, acids, bases, solvates, and hydrates thereof, wherein:

n is 0 to 4;

A is $-N(R^9)-$, $-O-$ or $-S(O)_t-$ (where t is 0 to 2);

R^1 and R^2 are each independently selected from a group consisting of hydrogen, optionally substituted alkyl, optionally substituted alkenyl, optionally substituted alkynyl, optionally substituted aryl, optionally substituted heteroaryl, optionally

2003243328 04 Jun 2010

- 11A -

substituted cycloalkyl, optionally substituted heterocyclyl, optionally substituted aralkyl, optionally substituted heteroaralkyl, $-\text{OR}^{14}$, $-\text{SR}^{14}$, $-\text{N}(\text{R}^{15})\text{R}^{16}$, $-\text{N}(\text{R}^{15})\text{S}(\text{O})_2\text{R}^{43}$, $-\text{N}(\text{R}^{17})\text{N}(\text{R}^{15})\text{R}^{16}$, $-\text{N}(\text{R}^{17})\text{N}(\text{R}^{15})\text{S}(\text{O})_2\text{R}^{43}$, $-\text{C}(\text{O})\text{R}^{18}$, $-\text{C}(\text{O})\text{OR}^{14}$, $-\text{C}(\text{S})\text{OR}^{14}$, $-\text{C}(\text{O})\text{SR}^{14}$, $-\text{C}(\text{O})\text{N}(\text{R}^{15})\text{R}^{16}$, $-\text{C}(\text{O})\text{N}(\text{R}^{15})\text{S}(\text{O})_2\text{R}^{43}$, $-\text{C}(\text{O})\text{N}(\text{R}^{15})\text{N}=\text{R}^{16}$, $-\text{C}(\text{O})\text{N}(\text{R}^{17})\text{N}(\text{R}^{15})\text{R}^{16}$, and $-\text{C}(\text{O})\text{N}(\text{R}^{17})\text{N}(\text{R}^{15})\text{S}(\text{O})_2\text{R}^{43}$, provided that when A is O, R^2 is not $-\text{C}(\text{O})\text{OR}^{14}$, wherein R^{14} is optionally substituted alkyl; or

R^1 and R^2 , together with the atoms to which they are attached, form an optionally substituted cycloalkenyl, optionally substituted aryl, or optionally substituted heteroaryl ring;

R^3 is hydrogen, optionally substituted alkyl, optionally substituted alkenyl, optionally substituted alkynyl, optionally substituted cycloalkyl, optionally substituted aryl, optionally substituted aralkyl, optionally substituted heteroaryl, optionally substituted heterocyclyl, optionally substituted heteroaralkyl, $-\text{C}(\text{O})\text{R}^{10}$, $-\text{C}(\text{O})\text{OR}^{10}$, $-\text{S}(\text{O})_2\text{R}^{10}$, $-\text{C}(\text{O})\text{N}(\text{R}^{11})\text{R}^{12}$, $-\text{C}(\text{O})\text{N}(\text{R}^{11})\text{S}(\text{O})_2\text{R}^{43}$, $-\text{C}(\text{O})\text{N}(\text{R}^{13})\text{N}(\text{R}^{11})\text{R}^{12}$, $-\text{C}(\text{O})\text{N}(\text{R}^{13})\text{N}(\text{R}^{11})\text{S}(\text{O})_2\text{R}^{43}$, $-\text{N}(\text{R}^{13})\text{C}(\text{O})\text{R}^{10}$, $-\text{N}(\text{R}^{13})\text{C}(\text{O})\text{N}(\text{R}^{11})\text{R}^{12}$, $-\text{N}(\text{R}^{13})\text{C}(\text{O})\text{N}(\text{R}^{11})\text{S}(\text{O})_2\text{R}^{43}$, $-\text{N}(\text{R}^{10})\text{C}(\text{O})\text{N}(\text{R}^{13})\text{N}(\text{R}^{11})\text{R}^{12}$, $-\text{N}(\text{R}^{10})\text{C}(\text{O})\text{N}(\text{R}^{13})\text{N}(\text{R}^{11})\text{S}(\text{O})_2\text{R}^{43}$, $-\text{N}(\text{R}^{13})\text{C}(\text{O})\text{OR}^{10}$, $-\text{P}(\text{O})\text{OR}^{10}$, or $-\text{P}(\text{O})(\text{OR}^{19})\text{OR}^{12}$;

R^4 , R^5 , R^6 and R^7 are each independently selected from a group consisting of hydrogen, optionally substituted alkyl, optionally substituted alkenyl, optionally substituted alkynyl, optionally substituted aryl, optionally substituted heteroaryl, optionally substituted cycloalkyl, optionally substituted heterocyclyl, optionally substituted aralkyl, optionally substituted heteroaralkyl, $-\text{OR}^{14}$, $-\text{SR}^{14}$, $-\text{S}(\text{O})_2\text{R}^{14}$, $-\text{N}(\text{R}^{15})\text{R}^{16}$, $-\text{N}(\text{R}^{15})\text{S}(\text{O})_2\text{R}^{43}$, $-\text{C}(\text{O})\text{R}^{18}$, $-\text{C}(\text{O})\text{OR}^{20}$, $-\text{C}(\text{O})\text{N}(\text{R}^{21})\text{R}^{22}$, $-\text{C}(\text{O})\text{N}(\text{R}^{21})\text{S}(\text{O})_2\text{R}^{43}$, $-\text{C}(\text{O})\text{N}(\text{R}^{42})\text{N}(\text{R}^{21})\text{R}^{22}$, and $-\text{C}(\text{O})\text{N}(\text{R}^{42})\text{N}(\text{R}^{21})\text{S}(\text{O})_2\text{R}^{43}$; or

R^4 and R^5 , or R^4 and R^6 , or R^4 and R^7 , or R^5 and R^6 , or R^5 and R^7 , or R^6 and R^7 , together with the carbon atom to which they are attached, form an optionally substituted cycloalkyl, optionally substituted heterocyclyl, an optionally substituted cycloalkenyl ring, or together form a double bond and the others of R^4 , R^5 , R^6 and R^7 are as described above; or R^6 and R^7 together form an oxo, thioxo, optionally substituted imine, optionally substituted oxime or an optionally substituted hydrazone, or R^6 and R^7 , together with the

2003243328 28 Apr 2010

- 11b -

carbon atom to which they are attached, form an optionally substituted exocyclic double bond, and R^4 and R^5 are as described above;

R^8 is each independently selected from the group consisting of optionally substituted alkyl, optionally substituted alkenyl, optionally substituted alkynyl, optionally substituted aryl, optionally substituted heteroaryl, optionally substituted cycloalkyl, optionally substituted heterocyclyl, halo, pseudohalo, nitro, $-C(O)OR^{23}$, $-C(O)N(R^{24})R^{25}$, $-C(O)N(R^{24})S(O)_2R^{43}$, $-C(O)R^{26}$, $-OR^{27}$, $-SR^{27}$, $-C(S)OR^{23}$, $-C(O)SR^{23}$, $-N(R^{28})R^{29}$, and $-N(R^{28})S(O)_2R^{43}$; or

two adjacent R^8 groups, together with the carbons to which they are attached, form an optionally substituted aryl, optionally substituted cycloalkenyl, optionally substituted heterocyclyl or optionally substituted heteroaryl;

R^9 is hydrogen, optionally substituted alkyl, $-C(O)R^{10}$ or $-S(O)_2R^{43}$;

R^{10} , R^{11} , R^{12} , R^{13} and R^{19} are selected as in (a) or (b) as follows: (a) R^{10} , R^{11} , R^{12} , R^{13} and R^{19} each independently hydrogen, optionally substituted alkyl, optionally

substituted alkenyl, optionally substituted alkynyl, optionally substituted cycloalkyl, optionally substituted aryl, optionally substituted aralkyl, optionally substituted heterocyclyl, optionally substituted heteroaryl, or optionally substituted heteroaralkyl; or (b) R^{11} and R^{12} or R^{12} and R^{19} , together with the atoms to which they are attached, form an optionally substituted heterocyclyl ring or an optionally substituted heteroaryl ring; and the others of R^{10} , R^{11} , R^{12} , R^{13} and R^{19} are selected as in (a), above;

R^{14} , R^{15} , R^{16} , R^{17} and R^{18} are selected as in (a) or (b) as follows: (a) R^{14} , R^{15} , R^{16} , R^{17} and R^{18} are each independently hydrogen, optionally substituted alkyl, optionally

substituted alkenyl, optionally substituted alkynyl, optionally substituted cycloalkyl, optionally substituted aryl, optionally substituted aralkyl, optionally substituted

heterocyclyl, optionally substituted heteroaryl, or optionally substituted heteroaralkyl; or (b) R^{15} and R^{16} , together with the nitrogen atom to which they are attached, form an optionally substituted heterocyclyl ring, or an optionally substituted heteroaryl ring, and the others of R^{14} , R^{15} , R^{16} , R^{17} and R^{18} are selected as in (a) above;

R^{20} , R^{21} , R^{22} and R^{42} are selected as in (a) or (b) as follows: (a) R^{20} , R^{21} , R^{22} and R^{42} are each independently hydrogen, optionally substituted alkyl, optionally substituted alkenyl, optionally substituted alkynyl, optionally substituted cycloalkyl, optionally

2003243328 28 Apr 2010

- 11c -

substituted aryl, optionally substituted aralkyl, optionally substituted heterocyclyl, optionally substituted heteroaryl, or optionally substituted heteroaralkyl; or (b) R^{21} and R^{22} , together with the nitrogen atom to which they are attached, form an optionally substituted heterocyclyl ring, or an optionally substituted heteroaryl ring, and the others of R^{20} , R^{21} , R^{22} and R^{42} are selected as in (a), above;

R^{23} , R^{24} , R^{25} and R^{26} are selected as in (a) or (b) as follows: (a) R^{23} , R^{24} , R^{25} and R^{26} are each independently hydrogen, optionally substituted alkyl, optionally substituted alkenyl, optionally substituted alkynyl, optionally substituted cycloalkyl, optionally substituted aryl, optionally substituted aralkyl, optionally substituted heterocyclyl, optionally substituted heteroaryl, or optionally substituted heteroaralkyl; or (b) R^{24} and R^{25} , together with the nitrogen atom to which they are attached, form an optionally substituted heterocyclyl or an optionally substituted heteroaryl ring, and the others of R^{23} , R^{24} , R^{25} and R^{26} are selected as in (a) above;

R^{27} , R^{28} and R^{29} are selected as in (a) or (b) as follows: (a) R^{27} , R^{28} and R^{29} are each independently hydrogen, optionally substituted alkyl, optionally substituted alkenyl, optionally substituted alkynyl, optionally substituted aryl, optionally substituted aralkyl, optionally substituted heteroaryl, optionally substituted heteroaralkyl, $-C(O)R^{30}$, $-C(O)OR^{31}$, $-C(O)N(R^{32})R^{33}$, $-C(O)N(R^{32})S(O)_2R^{43}$, $-C(O)SR^{31}$, $-C(S)OR^{31}$, or $-C(S)N(R^{32})R^{33}$; or (b) R^{28} and R^{29} together with the nitrogen atom to which they are attached, form an optionally substituted heterocyclyl or an optionally substituted heteroaryl ring, and the others of R^{27} , R^{28} and R^{29} are selected as in (a) above;

R^{30} is hydrogen, optionally substituted alkyl, optionally substituted alkenyl, optionally substituted alkynyl, optionally substituted cycloalkyl, optionally substituted aryl, optionally substituted aralkyl, optionally substituted heterocyclyl, optionally substituted heteroaryl, or optionally substituted heteroaralkyl;

R^{31} is optionally substituted alkyl, optionally substituted alkenyl, optionally substituted alkynyl, optionally substituted cycloalkyl, optionally substituted aryl, optionally substituted aralkyl, optionally substituted heterocyclyl, optionally substituted heteroaryl, or optionally substituted heteroaralkyl;

R^{32} and R^{33} are selected as in (a) or (b) as follows: (a) R^{32} and R^{33} are each independently hydrogen, optionally substituted alkyl, optionally substituted alkenyl,

2003243328 28 Apr 2010

- 11d -

optionally substituted alkynyl, optionally substituted cycloalkyl, optionally substituted aryl, optionally substituted aralkyl, optionally substituted heterocyclyl, optionally substituted heteroaryl, or optionally substituted heteroaralkyl; or (b) R^{32} and R^{33} , together with the nitrogen atom to which they are attached, form an optionally substituted heterocyclyl or an optionally substituted heteroaryl ring;

R^{43} is optionally substituted alkyl, optionally substituted alkenyl, optionally substituted alkynyl, optionally substituted cycloalkyl, optionally substituted aryl, optionally substituted aralkyl, optionally substituted heterocyclyl, optionally substituted heteroaryl, or optionally substituted heteroaralkyl;

each of R^1 - R^{33} , R^{42} and R^{43} , when substituted, are substituted with one or more substituents, each independently selected from Q^1 ;

Q^1 is halo, pseudohalo, hydroxy, oxo, thia, nitro, formyl, mercapto, hydroxycarbonyl, hydroxycarbonylalkyl, alkyl, haloalkyl, polyhaloalkyl, diaminoalkyl, alkenyl containing 1 to 2 double bonds, alkynyl containing 1 to 2 triple bonds, cycloalkyl, cycloalkylalkyl, heterocyclyl, heterocyclylalkyl, aryl, heteroaryl, aralkyl, aralkenyl, aralkynyl, heteroarylalkyl, trialkylsilyl, dialkylarylsilyl, alkyl diarylsilyl, triarylsilyl, alkylidene, arylalkylidene, alkylcarbonyl, cycloalkylcarbonyl, heterocyclylcarbonyl, arylcarbonyl, heteroarylcarbonyl, alkoxycarbonyl, alkoxycarbonylalkyl, aryloxy carbonyl, aryloxy carbonylalkyl, aralkoxycarbonyl, aralkoxycarbonylalkyl, arylcarbonylalkyl, aminocarbonyl, alkylaminocarbonyl, dialkylaminocarbonyl, arylaminocarbonyl, diarylaminocarbonyl, arylalkylaminocarbonyl, alkoxy, aryloxy, heteroaryloxy, heteroaralkoxy, heterocyclyloxy, cycloalkoxy, perfluoroalkoxy, alkenyloxy, alkynyloxy, aralkoxy, alkylcarbonyloxy, arylcarbonyloxy, aralkylcarbonyloxy, alkoxycarbonyloxy, aryloxy carbonyloxy, aralkoxycarbonyloxy, aminocarbonyloxy, alkylaminocarbonyloxy, dialkylaminocarbonyloxy, alkylarylaminocarbonyloxy, diarylaminocarbonyloxy, cycloalkylcarbonyloxy, heterocyclylcarbonyloxy, heteroarylcarbonyloxy, heteroaralkylcarbonyloxy, guanidino, isothioureido, amidino, alkylamidino, cycloalkylamidino, heterocyclylamidino, heterocyclylalkylamidino, arylamidino, aralkylamidino, heteroarylamidino, heteroaralkylamidino, aminothiocabonyl, alkylaminothiocarbonyl, arylaminothiocarbonyl, amino, aminoalkyl, alkylaminoalkyl, dialkylaminoalkyl, arylaminoalkyl, diarylaminoalkyl, alkylaryl aminoalkyl, alkylamino,

2003243328 28 Apr 2010

- 11e -

- dialkylamino, haloalkylamino, cycloalkylamino, heterocyclylamino, heterocyclylalkylamino, arylamino, heteroarylamino, aralkylamino, heteroaralkylamino, diarylamino, alkylarylramino, alkylcarbonylamino, alkoxycarbonylamino, aralkoxycarbonylamino, arylcarbonylamino, arylcarbonylaminoalkyl,
- 5 aryloxycarbonylaminoalkyl, aryloxyarylcarbonylamino, aryloxycarbonylamino, alkylsulfonylamino, arylsulfonylamino, heteroarylsulfonylamino, heterocyclylsulfonylamino, heteroarylthio, azido, $-P(R^{37})_2$, $-P(O)(R^{37})_2$, $-OP(O)(R^{37})_2$, $-N(R^{38})C(O)R^{39}$, dialkylphosphonyl, alkylarylphosphonyl, diarylphosphonyl, hydroxyphosphonyl, alkylthio, cycloalkylthio, heterocyclylalkylthio, arylthio, aralkylthio,
- 10 heteroaralkylthio, perfluoroalkylthio, hydroxycarbonylalkylthio, thiocyno, isothiocyno, alkylsulfinyloxy, alkylsulfonyloxy, arylsulfinyloxy, arylsulfonyloxy, hydroxysulfonyloxy, alkoxysulfonyloxy, aminosulfonyloxy, alkylaminosulfonyloxy, dialkylaminosulfonyloxy, arylaminosulfonyloxy, diarylaminosulfonyloxy, alkylarylaminosulfonyloxy, $-SO_2F$ when Q^1 is on R^{10} or when Q^1 is on the aryl group of R^3 when R^3 is $-C(O)(aryl)$, alkylsulfinyl,
- 15 alkylsulfonyl, arylsulfinyl, arylsulfonyl, hydroxysulfonyl, alkoxysulfonyl, aminosulfonyl, alkylaminosulfonyl, dialkylaminosulfonyl, arylaminosulfonyl, diarylaminosulfonyl, or alkylarylaminosulfonyl; or
- two Q^1 groups, which substituted atoms in a 1,2 or 1,3 arrangement, together form alkylene, oxaalkylene, alkylenedioxy, thioalkylenoxy or alkylenedithioxy; or
- 20 two Q^1 groups, which substitute the same atom, together form alkylene;
- each Q^1 is independently unsubstituted or substituted with one or more substituents each independently selected from Q^2 ;
- each Q^2 is independently halo, pseudohalo, hydroxy, oxo, thia, nitro, formyl, mercapto, hydroxycarbonyl, hydroxycarbonylalkyl, alkyl, haloalkyl, polyhaloalkyl,
- 25 diaminoalkyl, alkenyl containing 1 to 2 double bonds, alkynyl containing 1 to 2 triple bonds, cycloalkyl, cycloalkylalkyl, heterocyclyl, heterocyclylalkyl, aryl, heteroaryl, aralkyl, aralkenyl, aralkynyl, heteroarylalkyl, trialkylsilyl, dialkylarylsilyl, alkyl diarylsilyl, triarylsilyl, alkylidene, arylalkylidene, alkylcarbonyl, cycloalkylcarbonyl, heterocyclylcarbonyl, arylcarbonyl, heteroarylcarbonyl, alkoxycarbonyl,
- 30 alkoxycarbonylalkyl, aryloxycarbonyl, aryloxycarbonylalkyl, aralkoxycarbonyl, aralkoxycarbonylalkyl, arylcarbonylalkyl, aminocarbonyl, alkylaminocarbonyl,

2003243328 28 Apr 2010

- 11f -

- dialkylaminocarbonyl, arylaminocarbonyl, diarylaminocarbonyl, arylalkylaminocarbonyl, heteroaryloxy, heteroaralkoxy, heterocyclyloxy, cycloalkoxy, perfluoroalkoxy, alkenyloxy, alkynyloxy, aralkoxy, alkylcarbonyloxy, arylcarbonyloxy, aralkylcarbonyloxy, alkoxycarbonyloxy, aryloxy carbonyloxy, aralkoxycarbonyloxy, aminocarbonyloxy,
- 5 alkylaminocarbonyloxy, dialkylaminocarbonyloxy, alkylarylaminocarbonyloxy, diarylaminocarbonyloxy, guanidino, isothioureido, amidino, alkylamidino, arylamidino, aminothiocabonyl, alkylaminothiocabonyl, arylaminothiocabonyl, amino, aminoalkyl, alkylaminoalkyl, dialkylaminoalkyl, arylaminoalkyl, diarylaminoalkyl, alkylarylaminalkyl, alkylamino, dialkylamino, haloalkylamino, arylamino, diarylamino,
- 10 alkylarylaminalkyl, alkylcarbonylamino, alkoxycarbonylamino, aralkoxycarbonylamino, arylcarbonylamino, arylcarbonylaminoalkyl, aryloxy carbonylaminoalkyl, aryloxyarylcarbonylamino, aryloxy carbonylamino, alkylsulfonylamino, arylsulfonylamino, heteroarylsulfonylamino, heterocyclylsulfonylamino, heteroarylthio, azido, $-P(R^{37})_2$, $-P(O)(R^{37})_2$, $-OP(O)(R^{37})_2$, $-N(R^{38})C(O)R^{39}$, dialkylphosphonyl, alkylarylphosphonyl,
- 15 diarylphosphonyl, hydroxyphosphonyl, alkylthio, arylthio, perfluoroalkylthio, hydroxycarbonylalkylthio, thiocyno, isothiocyano, alkylsulfinyloxy, alkylsulfonyloxy, arylsulfinyloxy, arylsulfonyloxy, hydroxysulfonyloxy, alkoxysulfonyloxy, aminosulfonyloxy, alkylaminosulfonyloxy, dialkylaminosulfonyloxy, arylaminosulfonyloxy, diarylaminosulfonyloxy, alkylarylaminosulfonyloxy, alkylsulfinyl,
- 20 alkylsulfonyl, arylsulfinyl, arylsulfonyl, hydroxysulfonyl, alkoxysulfonyl, aminosulfonyl, alkylaminosulfonyl, dialkylaminosulfonyl, arylaminosulfonyl, diarylaminosulfonyl, or alkylarylaminosulfonyl; or
- two Q^2 groups, which substitute atoms in a 1,2 or 1,3 arrangement, together form alkylene, oxaalkylene, alkylenedioxy, thioalkylenoxy or alkylenedithioxy; or
- 25 two Q^2 groups, which substitute the same atom, together form alkylene, R^{37} is hydroxy, alkoxy, aralkoxy, alkyl, heteroaryl, heterocyclyl, aryl or $-NR^{40}R^{41}$; R^{38} is hydrogen, alkyl, aryl, aralkyl, heteroaryl, heteroaralkyl, heterocyclyl or heterocyclylalkyl; and
- R^{39} is alkoxy, aralkoxy, alkyl, heteroaryl, heterocyclyl, aryl or $-N(R^{40})R^{41}$; and
- 30 R^{40} and R^{41} are each independently hydrogen, alkyl, aralkyl, aryl, heteroaryl, heteroaralkyl or heterocyclyl, or

2003243328 28 Apr 2010

- 11g -

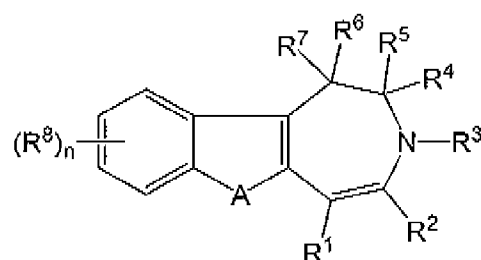
R^{40} and R^{41} together form alkylene, azaalkylene, oxaalkylene or thiaalkylene;

with the proviso that when R^1 is $-C(O)OR^{14}$ where R^{14} is an unsubstituted alkyl and R^3 is hydrogen, methyl, acetyl, benzyl, 1-phenylethyl, 1-(1-naphthyl)ethyl, $-C(O)OCH_2C_6H_5$ or $-C(O)OCH_2CH_3$, then at least one of R^6 and R^7 is not hydrogen,

5 and

with the proviso that when R^3 is hydrogen or when R^1 and R^2 together form an aryl, then at least one of R^6 and R^7 is not hydrogen.

In one aspect the invention provides a compound having a formula:



10 or a pharmaceutically acceptable derivative selected from the group consisting of salts, esters, enol ethers, enol esters, acetals, ketals, orthoesters, hemiacetals, hemiketals, acids, bases, solvates, and hydrates thereof, wherein:

n is 0 to 4;

A is $-N(R^9)-$, $-O-$ or $-S(O)_t-$ (where t is 0 to 2);

15 R^1 and R^2 are each independently selected from a group consisting of hydrogen, optionally substituted alkyl, optionally substituted alkenyl, optionally substituted alkynyl, optionally substituted aryl, optionally substituted heteroaryl, optionally substituted cycloalkyl, optionally substituted heterocyclyl, optionally substituted aralkyl, optionally substituted heteroaralkyl, $-OR^{14}$, $-SR^{14}$, $-N(R^{15})R^{16}$, $-N(R^{15})S(O)_2R^{43}$, $-N(R^{17})N(R^{15})R^{16}$,
 20 $-N(R^{17})N(R^{15})S(O)_2R^{43}$, $-C(O)R^{18}$, $-C(O)OR^{14}$, $-C(S)OR^{14}$, $-C(O)SR^{14}$, $-C(O)N(R^{15})R^{16}$, $-C(O)N(R^{15})S(O)_2R^{43}$, $-C(O)N(R^{15})N=R^{16}$, $-C(O)N(R^{17})N(R^{15})R^{16}$, and $-C(O)N(R^{17})N(R^{15})S(O)_2R^{43}$, provided that when A is O , R^2 is not $-C(O)OR^{14}$, wherein R^{14} is optionally substituted alkyl;

R^3 is $-C(O)R^{10}$;

2003243328 28 Apr 2010

- 11h -

R^4 , R^5 , R^6 and R^7 are each independently selected from a group consisting of hydrogen, optionally substituted alkyl, optionally substituted alkenyl, optionally substituted alkynyl, optionally substituted aryl, optionally substituted heteroaryl, optionally substituted cycloalkyl, optionally substituted heterocyclyl, optionally substituted aralkyl, optionally substituted heteroaralkyl, $-OR^{14}$, $-SR^{14}$, $-S(O)_2R^{14}$, $-N(R^{15})R^{16}$, $-N(R^{15})S(O)_2R^{43}$, $-C(O)R^{18}$, $-C(O)OR^{20}$, $-C(O)N(R^{21})R^{22}$, $-C(O)N(R^{21})S(O)_2R^{43}$, $-C(O)N(R^{42})N(R^{21})R^{22}$, and $-C(O)N(R^{42})N(R^{21})S(O)_2R^{43}$; or

R^4 and R^5 , or R^4 and R^6 , or R^4 and R^7 , or R^5 and R^6 , or R^5 and R^7 , or R^6 and R^7 , together with the carbon atom to which they are attached, form an optionally substituted cycloalkyl, optionally substituted heterocyclyl, an optionally substituted cycloalkenyl ring, or together form a double bond and the others of R^4 , R^5 , R^6 and R^7 are as described above; or R^6 and R^7 together form an oxo, thioxo, optionally substituted imine, optionally substituted oxime or an optionally substituted hydrazone, or R^6 and R^7 together with the carbon atom to which they are attached, form an optionally substituted exocyclic double bond, and R^4 and R^5 are as described above;

R^8 is each independently selected from the group consisting of optionally substituted alkyl, optionally substituted alkenyl, optionally substituted alkynyl, optionally substituted aryl, optionally substituted heteroaryl, optionally substituted cycloalkyl, optionally substituted heterocyclyl, halo, pseudohalo, nitro, $-C(O)OR^{23}$, $-C(O)N(R^{24})R^{25}$, $-C(O)N(R^{24})S(O)_2R^{43}$, $-C(O)R^{26}$, $-OR^{27}$, $-SR^{27}$, $-C(S)OR^{23}$, $-C(O)SR^{23}$, $-N(R^{28})R^{29}$, and $-N(R^{28})S(O)_2R^{43}$; or

two adjacent R^8 groups, together with the carbons to which they are attached, form an optionally substituted aryl, optionally substituted cycloalkenyl, optionally substituted heterocyclyl or optionally substituted heteroaryl;

R^9 is hydrogen, optionally substituted alkyl, $-C(O)R^{10}$ or $-S(O)_2R^{43}$;

R^{10} is optionally substituted aryl or optionally substituted heteroaryl;

R^{14} , R^{15} , R^{16} , R^{17} and R^{18} are each independently hydrogen, optionally substituted alkyl, optionally substituted alkenyl, optionally substituted cycloalkyl, optionally

2003243328 28 Apr 2010

- 11i -

substituted aryl, optionally substituted aralkyl, optionally substituted heteroaryl, or optionally substituted heteroaralkyl; or

R^{15} and R^{16} , together with the nitrogen atom to which they are attached, form an optionally substituted heterocyclyl ring or an optionally substituted heteroaryl ring, and R^{14} and R^{17} are as described above;

R^{20} , R^{21} and R^{22} are each independently hydrogen or optionally substituted alkyl; or

R^{21} and R^{22} , together with the nitrogen to which they are attached, form an optionally substituted heterocyclyl ring or an optionally substituted heteroaryl ring;

R^{23} , R^{24} , R^{25} and R^{26} are selected as in (a) or (b) as follows: (a) R^{23} , R^{24} , R^{25} and R^{26} are each independently hydrogen, optionally substituted alkyl, optionally substituted alkenyl, optionally substituted alkynyl, optionally substituted cycloalkyl, optionally substituted aryl, optionally substituted aralkyl, optionally substituted heterocyclyl, optionally substituted heteroaryl, or optionally substituted heteroaralkyl; or (b) R^{24} and R^{25} , together with the nitrogen atom to which they are attached, form an optionally substituted heterocyclyl or an optionally substituted heteroaryl ring, and the others of R^{23} , R^{24} , R^{25} and R^{26} are selected as in (a) above;

R^{27} , R^{28} and R^{29} are each independently hydrogen, optionally substituted alkyl, optionally substituted aralkyl, $-C(O)R^{30}$, $-C(O)OR^{31}$ or $-C(O)N(R^{32})R^{33}$;

R^{30} is hydrogen, optionally substituted alkyl, optionally substituted alkenyl, optionally substituted alkynyl, optionally substituted cycloalkyl, optionally substituted aryl, optionally substituted aralkyl, optionally substituted heterocyclyl, optionally substituted heteroaryl, or optionally substituted heteroaralkyl;

R^{31} is optionally substituted alkyl, optionally substituted alkenyl, optionally substituted alkynyl, optionally substituted cycloalkyl, optionally substituted aryl, optionally substituted aralkyl, optionally substituted heterocyclyl, optionally substituted heteroaryl, or optionally substituted heteroaralkyl;

R^{32} and R^{33} are each independently hydrogen, optionally substituted alkyl, optionally substituted cycloalkyl, optionally substituted aryl, optionally substituted aralkyl,

2003243328 28 Apr 2010

- 11j -

optionally substituted heterocyclyl, optionally substituted heteroaryl or optionally substituted heteroaralkyl; or

R^{32} and R^{33} , together with the nitrogen to which they are attached, form an optionally substituted heterocyclyl ring or an optionally substituted heteroaryl ring;

5 R^{42} is hydrogen, optionally substituted alkyl, optionally substituted alkenyl, optionally substituted alkynyl, optionally substituted cycloalkyl, optionally substituted aryl, optionally substituted aralkyl, optionally substituted heterocyclyl, optionally substituted heteroaryl, or optionally substituted heteroaralkyl;

10 R^{43} is optionally substituted alkyl, optionally substituted alkenyl, optionally substituted alkynyl, optionally substituted cycloalkyl, optionally substituted aryl, optionally substituted aralkyl, optionally substituted heterocyclyl, optionally substituted heteroaryl, or optionally substituted heteroaralkyl;

each of R^1 - R^{10} , R^{14} - R^{18} , R^{20} - R^{33} , R^{42} and R^{43} , when substituted, are substituted with one or more substituents, each independently selected from Q^1 ;

15 Q^1 is halo, pseudohalo, hydroxy, oxo, thia, nitro, formyl, mercapto, hydroxycarbonyl, hydroxycarbonylalkyl, alkyl, haloalkyl, polyhaloalkyl, diaminoalkyl, alkenyl containing 1 to 2 double bonds, alkynyl containing 1 to 2 triple bonds, cycloalkyl, cycloalkylalkyl, heterocyclyl, heterocyclylalkyl, aryl, heteroaryl, aralkyl, aralkenyl, aralkynyl, heteroarylalkyl, trialkylsilyl, dialkylarylsilyl, alkyl diarylsilyl, triarylsilyl,
20 alkylidene, arylalkylidene, alkylcarbonyl, cycloalkylcarbonyl, heterocyclylcarbonyl, arylcarbonyl, heteroarylcarbonyl, alkoxycarbonyl, alkoxycarbonylalkyl, aryloxycarbonyl, aryloxycarbonylalkyl, aralkoxycarbonyl, aralkoxycarbonylalkyl, arylcarbonylalkyl, aminocarbonyl, alkylaminocarbonyl, dialkylaminocarbonyl, arylaminocarbonyl, diarylaminocarbonyl, arylalkylaminocarbonyl, alkoxy, aryloxy, heteroaryloxy,
25 heteroaralkoxy, heterocyclyloxy, cycloalkoxy, perfluoroalkoxy, alkenyloxy, alkynyloxy, aralkoxy, alkylcarbonyloxy, arylcarbonyloxy, aralkylcarbonyloxy, alkoxycarbonyloxy, aryloxycarbonyloxy, aralkoxycarbonyloxy, aminocarbonyloxy, alkylaminocarbonyloxy, dialkylaminocarbonyloxy, alkylarylamino carbonyloxy, diarylaminocarbonyloxy, cycloalkylcarbonyloxy, heterocyclylcarbonyloxy, heteroarylcarbonyloxy,

2003243328 28 Apr 2010

- 11k -

- heteroaralkylcarbonyloxy, guanidino, isothioureido, amidino, alkylamidino, cycloalkylamidino, heterocyclamidino, heterocyclalkylamidino, arylamidino, aralkylamidino, heteroarylamidino, heteroaralkylamidino, aminothiocarbonyl, alkylaminothiocarbonyl, arylaminothiocarbonyl, amino, aminoalkyl, alkylaminoalkyl, 5 dialkylaminoalkyl, arylaminoalkyl, diarylaminoalkyl, alkylarylaminominoalkyl, alkylamino, dialkylamino, haloalkylamino, cycloalkylamino, heterocyclamino, heterocyclalkylamino, arylamino, heteroarylamino, aralkylamino, heteroaralkylamino, diarylamino, alkylarylamino, alkylcarbonylamino, alkoxycarbonylamino, aralkoxycarbonylamino, arylcarbonylamino, arylcarbonylaminoalkyl, 10 aryloxycarbonylaminoalkyl, aryloxyarylcarbonylamino, aryloxycarbonylamino, alkylsulfonylamino, arylsulfonylamino, heteroarylsulfonylamino, heterocyclsulfonylamino, heteroarylthio, azido, $-P(R^{37})_2$, $-P(O)(R^{37})_2$, $-OP(O)(R^{37})_2$, $-N(R^{38})C(O)R^{39}$, dialkylphosphonyl, alkylarylphosphonyl, diarylphosphonyl, hydroxyphosphonyl, alkylthio, cycloalkylthio, heterocyclalkylthio, arylthio, aralkylthio, 15 heteroaralkylthio, perfluoroalkylthio, hydroxycarbonylalkylthio, thiocyano, isothiocyano, alkylsulfinyloxy, alkylsulfonyloxy, arylsulfinyloxy, arylsulfonyloxy, hydroxysulfonyloxy, alkoxysulfonyloxy, aminosulfonyloxy, alkylaminosulfonyloxy, dialkylaminosulfonyloxy, arylaminosulfonyloxy, diarylaminoaminosulfonyloxy, alkylarylaminosulfonyloxy, alkylsulfinyl, alkylsulfonyl, $-SO_2F$ when Q^1 is on R^{10} or when Q^1 is on the aryl group of R^3 when R^3 is 20 $-C(O)(aryl)$, arylsulfinyl, arylsulfonyl, hydroxysulfonyl, alkoxysulfonyl, aminosulfonyl, alkylaminosulfonyl, dialkylaminosulfonyl, arylaminosulfonyl, diarylaminoaminosulfonyl, or alkylarylaminosulfonyl; or

two Q^1 groups, which substituted atoms in a 1,2 or 1,3 arrangement, together form alkylene, oxaalkylene, alkylenedioxy, thioalkylenoxy or alkylenedithioxy; or

- 25 two Q^1 groups, which substitute the same atom, together form alkylene;

each Q^1 is independently unsubstituted or substituted with one or more substituents each independently selected from Q^2 ;

each Q^2 is independently halo, pseudohalo, hydroxy, oxo, thia, nitro, formyl, mercapto, hydroxycarbonyl, hydroxycarbonylalkyl, alkyl, haloalkyl, polyhaloalkyl,

2003243328 28 Apr 2010

- 111 -

- diaminoalkyl, alkenyl containing 1 to 2 double bonds, alkynyl containing 1 to 2 triple bonds, cycloalkyl, cycloalkylalkyl, heterocyclyl, heterocyclylalkyl, aryl, heteroaryl, aralkyl, aralkenyl, aralkynyl, heteroarylalkyl, trialkylsilyl, dialkylarylsilyl, alkyl diarylsilyl, triarylsilyl, alkylidene, arylalkylidene, alkylcarbonyl, cycloalkylcarbonyl,
- 5 heterocyclylcarbonyl, arylcarbonyl, heteroarylcarbonyl, alkoxycarbonyl, alkoxycarbonylalkyl, aryloxy carbonyl, aryloxy carbonylalkyl, aralkoxycarbonyl, aralkoxycarbonylalkyl, arylcarbonylalkyl, aminocarbonyl, alkylaminocarbonyl, dialkylaminocarbonyl, arylaminocarbonyl, diarylaminocarbonyl, arylalkylaminocarbonyl, heteroaryloxy, heteroaralkoxy, heterocyclyloxy, cycloalkoxy, perfluoroalkoxy, alkenyloxy,
- 10 alkynyloxy, aralkoxy, alkylcarbonyloxy, arylcarbonyloxy, aralkylcarbonyloxy, alkoxycarbonyloxy, aryloxy carbonyloxy, aralkoxycarbonyloxy, aminocarbonyloxy, alkylaminocarbonyloxy, dialkylaminocarbonyloxy, alkylarylaminocarbonyloxy, diarylaminocarbonyloxy, guanidino, isothioureido, amidino, alkylamidino, arylamidino, aminothiocarbonyl, alkylaminothiocarbonyl, arylaminothiocarbonyl, amino, aminoalkyl,
- 15 alkylaminoalkyl, dialkylaminoalkyl, arylaminoalkyl, diarylaminoalkyl, alkylarylaminominoalkyl, alkylamino, dialkylamino, haloalkylamino, arylamino, diarylamino, alkylarylaminomino, alkylcarbonylamino, alkoxycarbonylamino, aralkoxycarbonylamino, arylcarbonylamino, arylcarbonylaminoalkyl, aryloxy carbonylaminoalkyl, aryloxyarylcarbonylamino, aryloxy carbonylamino, alkylsulfonylamino, arylsulfonylamino,
- 20 heteroarylsulfonylamino, heterocyclylsulfonylamino, heteroarylthio, azido, $-P(R^{37})_2$, $-P(O)(R^{37})_2$, $-N(R^{38})C(O)R^{39}$, dialkylphosphonyl, alkylarylphosphonyl, diarylphosphonyl, hydroxyphosphonyl, alkylthio, arylthio, perfluoroalkylthio, hydroxycarbonylalkylthio, thiocyano, isothiocyano, alkylsulfinyloxy, alkylsulfonyloxy, arylsulfinyloxy, arylsulfonyloxy, hydroxysulfonyloxy, alkoxysulfonyloxy,
- 25 aminosulfonyloxy, alkylaminosulfonyloxy, dialkylaminosulfonyloxy, arylaminosulfonyloxy, diarylaminosulfonyloxy, alkylarylaminosulfonyloxy, alkylsulfinyl, alkylsulfonyl, arylsulfinyl, arylsulfonyl, hydroxysulfonyl, alkoxysulfonyl, aminosulfonyl, alkylaminosulfonyl, dialkylaminosulfonyl, arylaminosulfonyl, diarylaminosulfonyl, or alkylarylaminosulfonyl; or

2003243328 28 Apr 2010

- 11m -

two Q² groups, which substitute atoms in a 1,2 or 1,3 arrangement, together form alkylene, oxaalkylene, alkylenedioxy, thioalkylenoxy or alkylenedithioxy; or

two Q² groups, which substitute the same atom, together form alkylene,

R³⁷ is hydroxy, alkoxy, aralkoxy, alkyl, heteroaryl, heterocyclyl, aryl or -NR⁴⁰R⁴¹;

5 R³⁸ is hydrogen, alkyl, aryl, aralkyl, heteroaryl, heteroaralkyl, heterocyclyl or heterocyclylalkyl; and

R³⁹ is alkoxy, aralkoxy, alkyl, heteroaryl, heterocyclyl, aryl or -N(R⁴⁰)R⁴¹; and

R⁴⁰ and R⁴¹ are each independently hydrogen, alkyl, aralkyl, aryl, heteroaryl, heteroaralkyl or heterocyclyl, or

10 R⁴⁰ and R⁴¹ together form alkylene, azaalkylene, oxaalkylene or thiaalkylene.

Also of interest are any pharmaceutically-acceptable derivatives, including salts, esters, enol ethers, enol esters, solvates, hydrates and prodrugs of the compounds described herein. Pharmaceutically-acceptable salts, include, but are not limited to, amine salts, such as but not limited to *N,N'*-dibenzylethylenediamine, chlorprocaine, choline, ammonia, 15 diethanolamine and other hydroxyalkylamines, ethlenediamine, N-methylglucamine, procaine, *N*-benzylphenethylamine, 1-para-chloro- benzyl-2-pyrrolidin-1'-ylmethylbenzimidazole, diethylamine and other alkylamines, piperazine and tris(hydroxymethyl)aminomethane; alkali metal salts, such as but not limited to lithium, potassium and sodium; alkali earth metal salts, such as but not limited to barium, calcium 20 and magnesium; transition metal salts, such as but not limited to zinc aluminum, and other metal salts, such as but not limited to sodium hydrogen phosphate and disodium phosphate; and also including, but not limited to, salts of mineral acids, such as but not limited to hydrochloride and sulfates; and salts.

Pharmaceutical compositions formulated for administration by an appropriate route and means containing effective concentrations of one or more of the compounds provided herein, or pharmaceutically acceptable derivatives thereof, that deliver amounts effective for the treatment, prevention, or amelioration of one or more symptoms of diseases or disorders that are modulated or otherwise affected by nuclear receptor activity, including the farnesoid X receptor and/or orphan nuclear receptor activity, or in which nuclear receptor activity, including the farnesoid X receptor and/or orphan nuclear receptor activity, is implicated, are also provided. The effective amounts and concentrations are effective for ameliorating any of the symptoms of any of the diseases or disorders.

Methods for treatment, prevention, or amelioration of one or more symptoms of diseases or disorders mediated by or in which nuclear receptor activity, including the farnesoid X receptor and/or orphan nuclear receptor activity, is implicated, are provided. Such methods include methods of treatment, prevention and amelioration of one or more symptoms of hypercholesterolemia, hyperlipoproteinemia, hypertriglyceridemia, lipodystrophy, hyperglycemia, diabetes mellitus, dyslipidemia, atherosclerosis, gallstone disease, acne vulgaris, acneiform skin conditions, diabetes, Parkinson's disease, cancer, Alzheimer's disease, inflammation, immunological disorders, lipid disorders, obesity, conditions characterized by a perturbed epidermal barrier function, hyperlipidemia, cholestasis, peripheral occlusive disease, ischemic stroke, conditions of disturbed differentiation or excess proliferation of the epidermis or mucous membrane, or cardiovascular disorders, using one or more of the compounds provided herein, or pharmaceutically acceptable derivatives thereof.

Methods of modulating the activity of nuclear receptors, including the farnesoid X receptor and/or orphan nuclear receptors, using the compounds and compositions provided herein are also provided. The compounds and compositions provided herein are active in assays that measure the activity of nuclear receptors, including the farnesoid X receptor and/or orphan nuclear receptors, including the assays provided herein. These methods include inhibiting and up-regulating the activity of nuclear receptors, including the farnesoid X receptor and/or orphan nuclear receptors. Methods of reducing cholesterol levels in a subject in need thereof by administration of one or more compounds or compositions provided herein are also provided.

Methods of treating, preventing, or ameliorating one or more symptoms of diseases or disorders which are affected by cholesterol, triglyceride, or bile acid levels by administration of one or more of the compounds and compositions provided herein are also provided.

Methods of reducing plasma triglyceride levels and of directly or indirectly modulating triglyceride metabolism, catabolism, synthesis, absorption, re-absorption, secretion or excretion are provided through administering the claimed compounds and compositions provided herein.

Methods of treatment, prevention, or amelioration of one or more symptoms of a disease or disorder affecting cholesterol, triglyceride, or bile acid levels, or any combination thereof, are provided using the compounds and compositions provided herein.

Methods are also provided for the treatment, prevention, or amelioration of one or more symptoms of atherosclerosis, atherosclerotic disease, atherosclerotic disease events and atherosclerotic cardiovascular diseases.

13 AMENDED SHEET

In another aspect, the method of this invention also serves to remove cholesterol from tissue deposits such as atherosclerotic plaques or xanthomas in a patient with atherosclerotic disease manifest by clinical signs such as angina, claudication, bruits, one that has suffered a myocardial infarction or transient ischemic attack, or one diagnosed by angiography, sonography or MRI.

Methods of treatment, prevention, or amelioration of one or more of the symptoms of diabetes mellitus, as well as treating the complications of diabetes mellitus, are also provided using the compounds and compositions provided herein.

Methods of treatment, prevention, or amelioration of one or more of the symptoms of insulin insensitivity or resistance as well as treating the complications of insulin insensitivity or resistance are also provided using the compounds and compositions provided herein.

Methods of treatment, prevention, or amelioration of one or more of the symptoms of hyperglycemia as well as treating the complications of hyperglycemia are also provided using the compounds and compositions provided herein.

Methods of treatment, prevention, or amelioration of any disorders related to diabetes, hyperglycemia or insulin resistance including the cluster of disease states, conditions or disorders that make up "Syndrome X" are provided.

Additionally the instant invention also provides a method for preventing or reducing the risk of developing hyperglycemia, insulin resistance or diabetes in a patient, comprising the administration of a prophylactically effective amount of a compound or composition of the present invention to a patient at risk for such an event.

Further provided herein are methods for the treatment, prevention, or amelioration of one or more symptoms of cholestasis, as well as for the treatment of the complications of cholestasis by administering a compound or composition provided herein.

Accordingly, compounds or compositions provided herein may be used for the treatment, prevention, or amelioration of one or more symptoms of intrahepatic or extrahepatic cholestasis, including without limitation, biliary artesia, obstetric cholestasis, neonatal cholestasis, drug induced cholestasis, cholestasis arising from Hepatitis C infection, chronic cholestatic liver disease such as primary biliary cirrhosis (PBC) and primary sclerosing cholangitis (PSC). Further provided by this invention are methods for treating obesity, as well as treating the complications of obesity, by administering a compound or composition of the present invention.

Also contemplated herein is combination therapy using more or more compounds or compositions provided herein, or a pharmaceutically acceptable derivative thereof, in combination with one or more of the following: antihyperlipidemic agents, plasma HDL-raising agents, antihypercholesterolemic agents, cholesterol biosynthesis inhibitors (such as HMG CoA reductase inhibitors, such as lovastatin, simvastatin, pravastatin, fluvastatin, atorvastatin and rivastatin), acyl-coenzyme A: cholesterol acyltransferase (ACAT) inhibitors, probucol, raloxifene, nicotinic acid, niacinamide, cholesterol absorption inhibitors, bile acid sequestrants (such as anion exchange resins, or quaternary amines (e.g., cholestyramine or colestipol)), low density lipoprotein receptor inducers, clofibrate, fenofibrate, benzofibrate, ciprofibrate, gemfibrozil, vitamin B₆, vitamin B₁₂, anti-oxidant vitamins, β -blockers, anti-diabetes agents, angiotensin II antagonists, angiotensin converting enzyme inhibitors, platelet aggregation inhibitors, fibrinogen receptor antagonists, LXR α or β agonists, antagonists or partial agonists, aspirin or fibric acid derivatives. The compound or composition provided herein, or pharmaceutically acceptable derivative thereof, is administered simultaneously with, prior to, or after administration of one or more of the above agents. Pharmaceutical compositions containing a compound provided herein and one or more of the above agents are also provided.

In practicing the methods, effective amounts of the compounds or compositions containing therapeutically effective concentrations of the compounds, which are formulated for systemic delivery, including parenteral, oral, or intravenous delivery, or for local or topical application for the treatment of nuclear receptor, including the farnesoid X receptor and/or orphan nuclear receptor, mediated diseases or disorders, or diseases or disorders in which nuclear receptor activity, including the farnesoid X receptor and/or orphan nuclear receptor activity, is implicated, including, but not limited to, hypercholesterolemia, hyperlipoproteinemia, hypertriglyceridemia, lipodystrophy, hyperglycemia, diabetes mellitus, dyslipidemia, atherosclerosis, gallstone disease, acne vulgaris, acneiform skin conditions, diabetes, Parkinson's disease, cancer, Alzheimer's disease, inflammation, immunological disorders, lipid disorders, obesity, conditions characterized by a perturbed epidermal barrier function, hyperlipidemia, cholestasis, peripheral occlusive disease, ischemic stroke, conditions of disturbed differentiation or excess proliferation of the epidermis or mucous membrane, or cardiovascular disorders, are administered to an individual exhibiting the symptoms of these diseases or disorders. The amounts are effective to ameliorate or eliminate one or more symptoms of the diseases or disorders.

2412

980049 403PC 16767 27652003

Articles of manufacture containing packaging material, a compound or composition, or pharmaceutically acceptable derivative thereof, provided herein, which is effective for modulating the activity of nuclear receptors, including the farnesoid X receptor and/or orphan nuclear receptors, or for treatment, prevention or amelioration of one or more symptoms of nuclear receptor, including the farnesoid X receptor and/or orphan nuclear receptor mediated diseases or disorders, or diseases or disorders in which nuclear receptor activity, including the farnesoid X receptor and/or orphan nuclear receptor activity, is implicated, within the packaging material, and a label that indicates that the compound or composition, or pharmaceutically acceptable derivative thereof, is used for modulating the activity of nuclear receptors, including the farnesoid X receptor and/or orphan nuclear receptors, or for treatment, prevention or amelioration of one or more symptoms of nuclear receptor, including the farnesoid X receptor and/or orphan nuclear receptor, mediated diseases or disorders, or diseases or disorders in which nuclear receptor activity, including the farnesoid X receptor and/or orphan nuclear receptor activity, is implicated, are provided.

DETAILED DESCRIPTION OF THE INVENTION

A. Definitions

Unless defined otherwise, all technical and scientific terms used herein have the same meaning as is commonly understood by one of ordinary skill in the art to which this invention belongs. All patents, applications, published applications and other publications are incorporated by reference in their entirety. In the event that there are a plurality of definitions for a term herein, those in this section prevail unless stated otherwise.

As used herein, a nuclear receptor is a member of a superfamily of regulatory proteins that are receptors for, e.g., steroids, retinoids, vitamin D and thyroid hormones. These proteins bind to cis-acting elements in the promoters of their target genes and modulate gene expression in response to a ligand therefor. Nuclear receptors may be classified based on their DNA binding properties. For example, the glucocorticoid, estrogen, androgen, progestin and mineralocorticoid receptors bind as homodimers to hormone response elements (HREs) organized as inverted repeats. Another example are receptors, including those activated by retinoic acid, thyroid hormone, vitamin D₃, fatty acids/peroxisome proliferators and ecdysone, that bind to

HREs as heterodimers with a common partner, the retinoid X receptor (RXR). Among the latter receptors is the farnesoid X receptor.

As used herein, an orphan nuclear receptor is a gene product that embodies the structural features of a nuclear receptor that was identified without any prior knowledge of their association with a putative ligand and/or for which the natural ligand is unknown. Under this definition, orphan nuclear receptors include, without limitation, farnesoid X receptors, liver X receptors (LXR α & β), retinoid X receptors (RXR α , β & γ), and peroxisome proliferator activator receptors (PPAR α , β , & γ) (see, Giguere, *Endocrine Reviews* (1999), Vol. 20, No. 5: pp. 689-725).

As used herein, farnesoid X receptor refers to all mammalian forms of such receptor including, for example, alternative splice isoforms and naturally occurring isoforms (see, e.g. Huber *et al*, *Gene* (2002), Vol. 290, pp.:35-43). Representative farnesoid X receptor species include, without limitation the rat (GenBank Accession No. NM_021745), mouse (Genbank Accession No. NM_009108), and human (GenBank Accession No. NM_005123) forms of the receptor.

As used herein, pharmaceutically acceptable derivatives of a compound include salts, esters, enol ethers, enol esters, acetals, ketals, orthoesters, hemiacetals, hemiketals, acids, bases, solvates, hydrates or prodrugs thereof. Such derivatives may be readily prepared by those of skill in this art using known methods for such derivatization. The compounds produced may be administered to animals or humans without substantial toxic effects and either are pharmaceutically active or are prodrugs. Pharmaceutically acceptable salts include, but are not limited to, amine salts, such as but not limited to *N,N'*-dibenzylethylenediamine, chlorprocaine, choline, ammonia, diethanolamine and other hydroxyalkylamines, ethylenediamine, *N*-methylglucamine, procaine, *N*-benzylphenethylamine, 1-para-chlorobenzyl-2-pyrrolidin-1'-ylmethylbenzimidazole, diethylamine and other alkylamines, piperazine and tris(hydroxymethyl)aminomethane; alkali metal salts, such as but not limited to lithium, potassium and sodium; alkali earth metal salts, such as but not limited to barium, calcium and magnesium; transition metal salts, such as but not limited to zinc; and other metal salts, such as but not limited to sodium hydrogen phosphate and disodium phosphate; and also including, but not limited to, salts of mineral acids, such as but not limited to hydrochlorides and sulfates; and salts of organic acids, such as but not limited to acetates, lactates, malates, tartrates, citrates, ascorbates, succinates, butyrates, valerates and fumarates. Pharmaceutically acceptable esters include, but are not limited to, alkyl, alkenyl, alkynyl, aryl, heteroaryl, aralkyl, heteroaralkyl,

cycloalkyl and heterocyclyl esters of acidic groups, including, but not limited to, carboxylic acids, phosphoric acids, phosphinic acids, sulfonic acids, sulfinic acids and boronic acids. Pharmaceutically acceptable enol ethers include, but are not limited to, derivatives of formula $C=C(OR)$ where R is hydrogen, alkyl, alkenyl, alkynyl, aryl, heteroaryl, aralkyl, heteroaralkyl, cycloalkyl or heterocyclyl. Pharmaceutically acceptable enol esters include, but are not limited to, derivatives of formula $C=C(OC(O)R)$ where R is hydrogen, alkyl, alkenyl, alkynyl, aryl, heteroaryl, aralkyl, heteroaralkyl, cycloalkyl or heterocyclyl. Pharmaceutically acceptable solvates and hydrates are complexes of a compound with one or more solvent or water molecules, or 1 to about 100, or 1 to about 10, or one to about 2, 3 or 4, solvent or water molecules.

As used herein, treatment means any manner in which one or more of the symptoms of a disease or disorder are ameliorated or otherwise beneficially altered. Treatment also encompasses any pharmaceutical use of the compositions herein, such as use for treating a nuclear receptor mediated diseases or disorders, or diseases or disorders in which nuclear receptor activity, including the farnesoid X receptor or orphan nuclear receptor activity, is implicated.

As used herein, amelioration of the symptoms of a particular disorder by administration of a particular compound or pharmaceutical composition refers to any lessening, whether permanent or temporary, lasting or transient that can be attributed to or associated with administration of the composition.

As used herein, IC_{50} refers to an amount, concentration or dosage of a particular test compound that achieves a 50% inhibition of a maximal response, such as modulation of nuclear receptor, including the farnesoid X receptor, activity, in an assay that measures such response.

As used herein, EC_{50} refers to a dosage, concentration or amount of a particular test compound that elicits a dose-dependent response at 50% of maximal expression of a particular response that is induced, provoked or potentiated by the particular test compound.

As used herein, a prodrug is a compound that, upon *in vivo* administration, is metabolized by one or more steps or processes or otherwise converted to the biologically, pharmaceutically or therapeutically active form of the compound. To produce a prodrug, the pharmaceutically active compound is modified such that the active compound will be regenerated by metabolic processes. The prodrug may be designed to alter the metabolic stability or the transport characteristics

2472

of a drug, to mask side effects or toxicity, to improve the flavor of a drug or to alter other characteristics or properties of a drug. By virtue of knowledge of pharmacodynamic processes and drug metabolism *in vivo*, those of skill in this art, once a pharmaceutically active compound is known, can design prodrugs of the

5 compound (see, e.g., Nogrady (1985) *Medicinal Chemistry A Biochemical Approach*, Oxford University Press, New York, pages 388-392).

When the compounds described herein contain olefinic double bonds or other centers of geometric asymmetry, and unless specified otherwise, it is intended that the compounds include both E and Z geometric isomers. Likewise, all tautomeric

10 forms are also intended to be included.

It is to be understood that the compounds provided herein may contain chiral centers. Such chiral centers may be of either the (R) or (S) configuration, or may be a mixture thereof. Thus, the compounds provided herein may be enantiomerically pure, or be stereoisomeric or diastereomeric mixtures. In the case of amino acid

15 residues, such residues may be of either the L- or D-form. The configuration for naturally occurring amino acid residues is generally L. When not specified the residue is the L form. As used herein, the term "amino acid" refers to α -amino acids which are racemic, or of either the D- or L-configuration. The designation "d" preceding an amino acid designation (e.g., dAla, dSer, dVal, etc.) refers to the D-isomer of the amino acid.

20 The designation "dl" preceding an amino acid designation (e.g., dlPip) refers to a mixture of the L- and D-isomers of the amino acid. It is to be understood that the chiral centers of the compounds provided herein may undergo epimerization *in vivo*. As such, one of skill in the art will recognize that administration of a compound in its (R) form is equivalent, for compounds that undergo epimerization *in vivo*, to administration

25 of the compound in its (S) form.

Optically active (+) and (-), (R)- and (S)-, or (D)- and (L)-isomers may be prepared using chiral synthons or chiral reagents, or resolved using conventional techniques, such as reverse phase HPLC.

As used herein, substantially pure means sufficiently homogeneous to

30 appear free of readily detectable impurities as determined by standard methods of analysis, such as thin layer chromatography (TLC), gel electrophoresis, high performance liquid chromatography (HPLC) and mass spectrometry (MS), used by those of skill in the art to assess such purity, or sufficiently pure such that further purification would not detectably alter the physical and chemical properties, such as

35 enzymatic and biological activities, of the substance. Methods for purification of the

2412

compounds to produce substantially chemically pure compounds are known to those of skill in the art. A substantially chemically pure compound may, however, be a mixture of stereoisomers. In such instances, further purification might increase the specific activity of the compound.

- 5 As used herein, alkyl, alkenyl and alkynyl carbon chains, if not specified, contain from 1 to 20 carbons, or 1 or 2 to 16 carbons, and are straight or branched. Alkenyl carbon chains of from 2 to 20 carbons, in certain embodiments, contain 1 to 8 double bonds and alkenyl carbon chains of 2 to 16 carbons, in certain embodiments, contain 1 to 5 double bonds. Alkynyl carbon chains of from 2 to 20 carbons, in certain
- 10 embodiments, contain 1 to 8 triple bonds, and the alkynyl carbon chains of 2 to 16 carbons, in certain embodiments, contain 1 to 5 triple bonds. Exemplary alkyl, alkenyl and alkynyl groups herein include, but are not limited to, methyl, ethyl, propyl, isopropyl, isobutyl, n-butyl, sec-butyl, tert-butyl, isopentyl, neopentyl, tert-pentyl, isohexyl, allyl (propenyl) and propargyl (propynyl). As used herein, lower alkyl, lower
- 15 alkenyl, and lower alkynyl refer to carbon chains having from about 1 or about 2 carbons up to about 6 carbons. As used herein, "alk(en)(yn)yl" refers to an alkyl group containing at least one double bond and at least one triple bond.

- As used herein, "cycloalkyl" refers to a saturated mono- or multi- cyclic ring system, in certain embodiments of 3 to 10 carbon atoms, in other embodiments of
- 20 3 to 6 carbon atoms; cycloalkenyl and cycloalkynyl refer to mono- or multicyclic ring systems that respectively include at least one double bond and at least one triple bond. Cycloalkenyl and cycloalkynyl groups may, in certain embodiments, contain 3 to 10 carbon atoms, with cycloalkenyl groups, in further embodiments, containing 4 to 7 carbon atoms and cycloalkynyl groups, in further embodiments, containing 8 to 10
- 25 carbon atoms. The ring systems of the cycloalkyl, cycloalkenyl and cycloalkynyl groups may be composed of one ring or two or more rings which may be joined together in a fused, bridged or spiro-connected fashion. "Cycloalk(en)(yn)yl" refers to a cycloalkyl group containing at least one double bond and at least one triple bond.

- As used herein, "aryl" refers to aromatic monocyclic or multicyclic
- 30 groups containing from 6 to 19 carbon atoms. Aryl groups include, but are not limited to groups such as unsubstituted or substituted fluorenyl, unsubstituted or substituted phenyl, and unsubstituted or substituted naphthyl. As used herein, "heteroaryl" refers to a monocyclic or multicyclic aromatic ring system, in certain embodiments, of about 5 to about 15 members where one or more, in one embodiment 1 to 3, of the atoms in the
- 35 ring system is a heteroatom, that is, an element other than carbon, including but not

limited to, nitrogen, oxygen or sulfur. The heteroaryl group may be optionally fused to a benzene ring. Heteroaryl groups include, but are not limited to, furyl, imidazolyl, pyrimidinyl, tetrazolyl, thienyl, pyridyl, pyrrolyl, thiazolyl, isothiazolyl, oxazolyl, isoxazolyl, triazolyl, quinolinyl and isoquinolinyl.

5 As used herein, a "heteroarylium" group is a heteroaryl group that is positively charged on one or more of the heteroatoms.

As used herein, "heterocyclyl" refers to a monocyclic or multicyclic non-aromatic ring system, in one embodiment of 3 to 10 members, in another embodiment of 4 to 7 members, in a further embodiment of 5 to 6 members, where one or more, in
10 certain embodiments, 1 to 3, of the atoms in the ring system is a heteroatom, that is, an element other than carbon, including but not limited to, nitrogen, oxygen or sulfur. In embodiments where the heteroatom(s) is(are) nitrogen, the nitrogen is optionally substituted with alkyl, alkenyl, alkynyl, aryl, heteroaryl, aralkyl, heteroaralkyl, cycloalkyl, heterocyclyl, cycloalkylalkyl, heterocyclylalkyl, acyl, guanidino, or the nitrogen may be
15 quaternized to form an ammonium group where the substituents are selected as above.

As used herein, "aralkyl" refers to an alkyl group in which one of the hydrogen atoms of the alkyl is replaced by an aryl group.

As used herein, "heteroaralkyl" refers to an alkyl group in which one of
20 the hydrogen atoms of the alkyl is replaced by a heteroaryl group.

As used herein, "halo", "halogen" or "halide" refers to F, Cl, Br or I.

As used herein, pseudohalides or pseudohalo groups are groups that behave substantially similar to halides. Such compounds can be used in the same manner and treated in the same manner as halides. Pseudohalides include, but are
25 not limited to, cyanide, cyanate, thiocyanate, selenocyanate, trifluoromethoxy, and azide.

As used herein, "haloalkyl" refers to an alkyl group in which one or more of the hydrogen atoms are replaced by halogen. Such groups include, but are not limited to, chloromethyl, trifluoromethyl and 1-chloro-2-fluoroethyl.

30 As used herein, "haloalkoxy" refers to RO- in which R is a haloalkyl group.

As used herein, "sulfinyl" or "thionyl" refers to -S(O)-. As used herein, "sulfonyl" or "sulfuryl" refers to -S(O)₂-. As used herein, "sulfo" refers to -S(O)₂O-. As used herein, "halosulfonyl" refers to -S(O)₂-R in which R is a halo group, preferably
35 fluoro.

As used herein, "carboxy" refers to a divalent radical, $-C(O)O-$.

As used herein, "carbamoyl" or "aminocarbonyl" refers to $-C(O)NH_2$.

As used herein, "alkylaminocarbonyl" refers to $-C(O)NHR$ in which R is alkyl, including lower alkyl. As used herein, "dialkylaminocarbonyl" refers to
 5 $-C(O)NR'R$ in which R' and R are independently alkyl, including lower alkyl; "carboxamide" refers to groups of formula $-NR'COR$ in which R' and R are independently alkyl, including lower alkyl.

As used herein, "diarylaminocarbonyl" refers to $-C(O)NRR'$ in which R and R' are independently selected from aryl, including lower aryl, such as phenyl.

10 As used herein, "arylalkylaminocarbonyl" refers to $-C(O)NRR'$ in which one of R and R' is aryl, including lower aryl, such as phenyl, and the other of R and R' is alkyl, including lower alkyl.

As used herein, "arylaminocarbonyl" refers to $-C(O)NHR$ in which R is aryl, including lower aryl, such as phenyl.

15 As used herein, "hydroxycarbonyl" refers to $-COOH$.

As used herein, "alkoxycarbonyl" refers to $-C(O)OR$ in which R is alkyl, including lower alkyl.

As used herein, "aryloxycarbonyl" refers to $-C(O)OR$ in which R is aryl, including lower aryl, such as phenyl.

20 As used herein, "alkoxy" and "alkylthio" refer to $RO-$ and $RS-$, in which R is alkyl, including lower alkyl.

As used herein, "aryloxy" and "arylthio" refer to $RO-$ and $RS-$, in which R is aryl, including lower aryl, such as phenyl.

As used herein, "alkylene" refers to a straight, branched or cyclic, in
 25 certain embodiments straight or branched, divalent aliphatic hydrocarbon group, in one embodiment having from 1 to about 20 carbon atoms, in another embodiment having from 1 to 12 carbons. In a further embodiment alkylene includes lower alkylene.

There may be optionally inserted along the alkylene group one or more oxygen, sulfur, including $S(O)$ and $S(O)_2$ groups, or optionally substituted nitrogen atoms, including -
 30 $NR-$ and $-N^+RR-$ groups, where the nitrogen substituent(s) is(are) alkyl, aryl, aralkyl, heteroaryl, heteroaralkyl or COR' , where R' is alkyl, aryl, aralkyl, heteroaryl, heteroaralkyl, $-OY$ or $-NYY$, where Y is hydrogen, alkyl, aryl, heteroaryl, cycloalkyl or heterocyclyl. Alkylene groups include, but are not limited to, methylene ($-CH_2-$), ethylene ($-CH_2CH_2-$), propylene ($-(CH_2)_3-$), methylenedioxy ($-O-CH_2-O-$) and
 35 ethylenedioxy ($-O-(CH_2)_2-O-$). The term "lower alkylene" refers to alkylene groups

having 1 to 6 carbons. In certain embodiments, alkylene groups are lower alkylene, including alkylene of 1 to 3 carbon atoms.

As used herein, "azaalkylene" refers to $-(CRR)_n-NR-(CRR)_m-$, where n and m are each independently an integer from 0 to 4. As used herein, "oxaalkylene" refers to $-(CRR)_n-O-(CRR)_m-$, where n and m are each independently an integer from 0 to 4. As used herein, "thiaalkylene" refers to $-(CRR)_n-S-(CRR)_m-$, $-(CRR)_n-S(O)-(CRR)_m-$, and $-(CRR)_n-S(O)_2-(CRR)_m-$, where n and m are each independently an integer from 0 to 4.

As used herein, "alkenylene" refers to a straight, branched or cyclic, in one embodiment straight or branched, divalent aliphatic hydrocarbon group, in certain embodiments having from 2 to about 20 carbon atoms and at least one double bond, in other embodiments 1 to 12 carbons. In further embodiments, alkenylene groups include lower alkenylene. There may be optionally inserted along the alkenylene group one or more oxygen, sulfur or optionally substituted nitrogen atoms, where the nitrogen substituent is alkyl. Alkenylene groups include, but are not limited to, $-CH=CH-CH=CH-$ and $-CH=CH-CH_2-$. The term "lower alkenylene" refers to alkenylene groups having 2 to 6 carbons. In certain embodiments, alkenylene groups are lower alkenylene, including alkenylene of 3 to 4 carbon atoms.

As used herein, "alkynylene" refers to a straight, branched or cyclic, in certain embodiments straight or branched, divalent aliphatic hydrocarbon group, in one embodiment having from 2 to about 20 carbon atoms and at least one triple bond, in another embodiment 1 to 12 carbons. In a further embodiment, alkynylene includes lower alkynylene. There may be optionally inserted along the alkynylene group one or more oxygen, sulfur or optionally substituted nitrogen atoms, where the nitrogen substituent is alkyl. Alkynylene groups include, but are not limited to, $-C\equiv C-C\equiv C-$, $-C\equiv C-$ and $-C\equiv C-CH_2-$. The term "lower alkynylene" refers to alkynylene groups having 2 to 6 carbons. In certain embodiments, alkynylene groups are lower alkynylene, including alkynylene of 3 to 4 carbon atoms.

As used herein, "alk(en)(yn)ylene" refers to a straight, branched or cyclic, in certain embodiments straight or branched, divalent aliphatic hydrocarbon group, in one embodiment having from 2 to about 20 carbon atoms and at least one triple bond, and at least one double bond; in another embodiment 1 to 12 carbons. In further embodiments, alk(en)(yn)ylene includes lower alk(en)(yn)ylene. There may be optionally inserted along the alkynylene group one or more oxygen, sulfur or optionally substituted nitrogen atoms, where the nitrogen substituent is alkyl. Alk(en)(yn)ylene

As used herein, "cycloalkylene" refers to a divalent saturated mono- or multicyclic ring system, in certain embodiments of 3 to 10 carbon atoms, in other embodiments 3 to 6 carbon atoms; cycloalkenylene and cycloalkynylene refer to divalent mono- or multicyclic ring systems that respectively include at least one double bond and at least one triple bond. Cycloalkenylene and cycloalkynylene groups may, in certain embodiments, contain 3 to 10 carbon atoms, with cycloalkenylene groups in certain embodiments containing 4 to 7 carbon atoms and cycloalkynylene groups in certain embodiments containing 8 to 10 carbon atoms. The ring systems of the cycloalkylene, cycloalkenylene and cycloalkynylene groups may be composed of one ring or two or more rings which may be joined together in a fused, bridged or spiro-connected fashion. "Cycloalk(en)(yn)ylene" refers to a cycloalkylene group containing at least one double bond and at least one triple bond.

As used herein, "arylene" refers to a monocyclic or polycyclic, in certain embodiments monocyclic, divalent aromatic group, in one embodiment having from 5 to about 20 carbon atoms and at least one aromatic ring, in another embodiment 5 to 12 carbons. In further embodiments, arylene includes lower arylene. Arylene groups include, but are not limited to, 1,2-, 1,3- and 1,4-phenylene. The term "lower arylene" refers to arylene groups having 6 carbons.

As used herein, "heteroarylene" refers to a divalent monocyclic or multicyclic aromatic ring system, in one embodiment of about 5 to about 15 atoms in the ring(s), where one or more, in certain embodiments 1 to 3, of the atoms in the ring system is a heteroatom, that is, an element other than carbon, including but not limited to, nitrogen, oxygen or sulfur. The term "lower heteroarylene" refers to heteroarylene groups having 5 or 6 atoms in the ring.

As used herein, "heterocyclylene" refers to a divalent monocyclic or multicyclic non-aromatic ring system, in certain embodiments of 3 to 10 members, in one embodiment 4 to 7 members, in another embodiment 5 to 6 members, where one or more, including 1 to 3, of the atoms in the ring system is a heteroatom, that is, an element other than carbon, including but not limited to, nitrogen, oxygen or sulfur.

As used herein, "substituted alkyl," "substituted alkenyl," "substituted alkynyl," "substituted cycloalkyl," "substituted cycloalkenyl," "substituted cycloalkynyl," "substituted aryl," "substituted heteroaryl," "substituted heterocyclyl," "substituted

24/2
 980049 403PC 16767 22232073

alkylene," "substituted alkenylene," "substituted alkynylene," "substituted cycloalkylene," "substituted cycloalkenylene," "substituted cycloalkynylene," "substituted arylene," "substituted heteroarylene" and "substituted heterocyclylene" refer to alkyl, alkenyl, alkynyl, cycloalkyl, cycloalkenyl, cycloalkynyl, aryl, heteroaryl,

5 heterocyclyl, alkylene, alkenylene, alkynylene, cycloalkylene, cycloalkenylene, cycloalkynylene, arylene, heteroarylene and heterocyclylene groups, respectively, that are substituted with one or more substituents, in certain embodiments one, two, three or four substituents, where the substituents are as defined herein, in one embodiment selected from Q¹.

10 As used herein, "alkylidene" refers to a divalent group, such as =CR'R", which is attached to one atom of another group, forming a double bond. Alkylidene groups include, but are not limited to, methylenidene (=CH₂) and ethylenidene (=CHCH₃). As used herein, "arylalkylidene" refers to an alkylidene group in which either R' or R" is an aryl group. "Cycloalkylidene" groups are those where R' and R" are linked to form a carbocyclic ring. "Heterocyclylid-ene" groups are those where at least one of R' and R" contain a heteroatom in the chain, and R' and R" are linked to form a heterocyclic ring.

15 As used herein, "amido" refers to the divalent group -C(O)NH-. "Thioamido" refers to the divalent group -C(S)NH-. "Oxyamido" refers to the divalent group -OC(O)NH-. "Thiaamido" refers to the divalent group -SC(O)NH-. "Dithiaamido" refers to the divalent group -SC(S)NH-. "Ureido" refers to the divalent group -HNC(O)NH-. "Thioureido" refers to the divalent group -HNC(S)NH-.

20 As used herein, "semicarbazide" refers to -NHC(O)NHNH-. "Carbazate" refers to the divalent group -OC(O)NHNH-. "Isothiocarbazate" refers to the divalent group -SC(O)NHNH-. "Thiocarbazate" refers to the divalent group -OC(S)NHNH-. "Sulfonylhydrazide" refers to the divalent group -SO₂NHNH-. "Hydrazide" refers to the divalent group -C(O)NHNH-. "Azo" refers to the divalent group -N=N-. "Hydrazinyl" refers to the divalent group -NH-NH-.

25 Where the number of any given substituent is not specified (e.g., haloalkyl), there may be one or more substituents present. For example, "haloalkyl" may include one or more of the same or different halogens. As another example, "C₁₋₃alkoxyphenyl" may include one or more of the same or different alkoxy groups containing one, two or three carbons.

30 As used herein, the abbreviations for any protective groups, amino acids and other compounds, are, unless indicated otherwise, in accord with their

980049 403PC 24/2
 1.6757 2052003

common usage, recognized abbreviations, or the IUPAC-IUB Commission on Biochemical Nomenclature (see, (1972) *Biochem.* 11:942-944).

As employed herein, the following terms have their accepted meaning in the chemical literature.

5

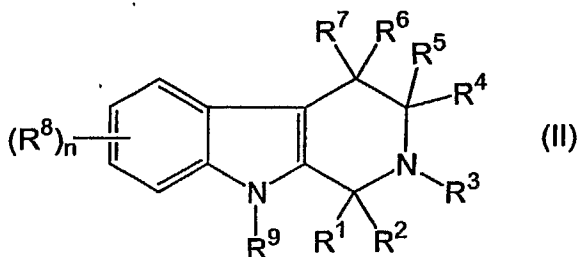
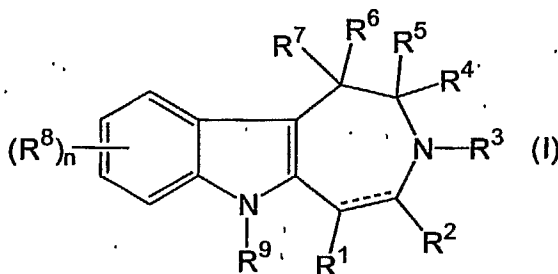
AcOH	acetic acid
CDI	carbodiimide
CHCl ₃	chloroform
conc	concentrated
DBU	1,8-diazabicyclo[5.4.0]undec-7-ene
DCM	dichloromethane
DDQ	2,3-dichloro-5,6-dicyano-1,4-benzoquinone
DIEA	diisopropyl ethylamine
DMAP	4-(dimethylamino) pyridine
DME	1,2-dimethoxyethane
DMF	<i>N,N</i> -dimethylformamide
DMSO	dimethylsulfoxide
ELSD	Evaporative light scattering detector
EtOAc	ethyl acetate
EtOH	ethanol (100%)
Et ₂ O	diethyl ether
HBTU	1-H-Benzotriazolium, 1-[bis(dimethylamino)methylene]- hexafluorophosphate(1-),3-oxide O-(Benzotriazol-1-yl)- <i>N,N,N',N'</i> tetramethyluronium hexafluorophosphate
Hex	hexanes
H ₂ SO ₄	sulfuric acid
LDA	Lithium di(<i>iso</i> -propyl)amide
MeCN	acetonitrile
MeOH	methanol
NaBH ₃ CN	sodium cyanoborohydride
Pd/C	palladium on activated carbon

TEA	triethylamine
THF	tetrahydrofuran
TFA	trifluoroacetic acid

B. Preferred Embodiments of the Compounds of the Invention

Compounds for use in compositions and methods for modulating the activity of nuclear receptors are provided. In particular, compounds for use in compositions and methods for modulating the farnesoid X receptor) and/or orphan
 5 nuclear receptors are provided.

In certain embodiments, the compounds of the invention, as described above in the Summary of the Invention, are compounds of formula (I) or formula (II):



where R¹ is optionally substituted alkyl, optionally substituted aryl, optionally
 10 substituted heteroaryl, -C(O)R¹⁸, -C(O)OR¹⁴, -C(O)N(R¹⁵)R¹⁶, or -C(O)N(R¹⁷)N(R¹⁵)R¹⁶;
 where R¹⁴, R¹⁵, R¹⁶, R¹⁷ and R¹⁸ are each as defined above in the Summary of the
 Invention; and R²-R⁹ are each as defined above in the Summary of the Invention.

In another embodiment, R¹ and R² are each independently selected
 15 from hydrogen, optionally substituted alkyl, optionally substituted alkenyl, optionally
 substituted alkynyl, optionally substituted aryl, optionally substituted heteroaryl,
 optionally substituted cycloalkyl, optionally substituted heterocyclyl, optionally
 substituted aralkyl, optionally substituted heteroaralkyl, -OR¹⁴, -SR¹⁴, -N(R¹⁵)R¹⁶,

-N(R¹⁷)N(R¹⁵)R¹⁶, -C(O)R¹⁸, -C(O)OR¹⁴, -C(S)OR¹⁴, -C(O)SR¹⁴, -C(O)N(R¹⁵)R¹⁶,
 -C(O)N(R¹⁵)=R¹⁶ or -C(O)N(R¹⁷)N(R¹⁵)R¹⁶; where R¹⁸ is as described above in the
 Summary of the Invention, and where R¹⁴, R¹⁵, R¹⁶, and R¹⁷ are selected as in (a) or (b)
 as follows: (a) R¹⁴, R¹⁵, R¹⁶ and R¹⁷ are each independently hydrogen, optionally
 5 substituted alkyl, optionally substituted alkenyl, optionally substituted alkynyl, optionally
 substituted cycloalkyl, optionally substituted heterocyclyl, optionally substituted aryl,
 optionally substituted heteroaryl, optionally substituted aralkyl, or optionally substituted
 heteroaralkyl; or (b) R¹⁵ and R¹⁶, together with the nitrogen atom to which they are
 attached, form an optionally substituted heterocycl ring, or an optionally substituted
 10 heteroaryl ring, and R¹⁴ and R¹⁷ are selected as in (a), above; and R² is hydrogen, or
 optionally substituted alkyl; or R¹ and R², together with the atoms to which they are
 attached, form an optionally substituted cycloalkyl, optionally substituted heterocyclyl,
 or optionally substituted heteroaryl ring.

In another embodiment, R¹ is optionally substituted alkynyl, optionally
 15 substituted aryl, optionally substituted heteroaryl, optionally substituted cycloalkyl,
 optionally substituted heterocyclyl, optionally substituted aralkyl, optionally substituted
 heteroaralkyl, -OR¹⁴, -N(R¹⁵)R¹⁶, -N(R¹⁷)N(R¹⁵)R¹⁶, -C(O)R¹⁸, -C(O)OR¹⁴,
 -C(O)N(R¹⁵)R¹⁶, or -C(O)N(R¹⁷)N(R¹⁵)R¹⁶; where R¹⁸ is as described above in the
 Summary of the Invention and where R¹⁴, R¹⁵, R¹⁶, and R¹⁷ are selected as in (a) or (b)
 20 as follows: (a) R¹⁴, R¹⁵, R¹⁶ and R¹⁷ are each independently hydrogen, optionally
 substituted alkyl, optionally substituted alkenyl, optionally substituted alkynyl, optionally
 substituted cycloalkyl, optionally substituted heterocyclyl, optionally substituted aryl,
 optionally substituted heteroaryl, optionally substituted aralkyl, or optionally substituted
 heteroaralkyl; or (b) R¹⁵ and R¹⁶, together with the nitrogen atom to which they are
 25 attached, form an optionally substituted heteroaryl ring, and R¹⁴ and R¹⁷ are selected
 as in (a), above, and R² is hydrogen, or optionally substituted alkyl; or R¹ and R²,
 together with the atoms to which they are attached, form an optionally substituted
 heterocycl ring.

In another embodiment, R¹ is selected from optionally substituted alkyl,
 30 optionally substituted aryl, optionally substituted heteroaryl, -(CO)O-(optionally
 substituted alkyl), -(CO)O-(optionally substituted cycloalkyl), -(CO)O-(optionally
 substituted heterocyclyl), -(CO)O-(optionally substituted aralkyl), -C(O)OH, or
 -C(O)N(R¹⁵)R¹⁶, where R¹⁵ and R¹⁶ are as described above in the Summary of the
 Invention. In another embodiment, R¹⁵ is optionally substituted alkyl. In another
 35 embodiment, R¹⁵ is alkyl. In another embodiment, R¹⁶ is hydrogen.

In another embodiment, R^1 is $-(CO)O$ -(optionally substituted alkyl), $-C(O)OH$, or $-C(O)N(H)R^{15}$, where R^{15} is optionally substituted alkyl.

In another embodiment, R^1 is $-C(O)OCH_2CH_3$, $-C(O)OCH_3$, $-C(O)OC(CH_3)_2H$, $-C(O)OH$, $-C(O)OCH_2CH_2CH_3$, methylaminocarbonyl, ethylaminocarbonyl, isopropylaminocarbonyl, cyclopropylaminocarbonyl, cyclopentylaminocarbonyl, 2-butylaminocarbonyl, or cyclopropyl methylaminocarbonyl.

In another embodiment R^2 is selected from optionally substituted alkyl, optionally substituted aryl, optionally substituted heteroaryl, $-(CO)O$ -(optionally substituted alkyl), $-C(O)OH$, or $-C(O)N(R^{15})R^{16}$, where R^{15} and R^{16} are as described above in the Summary of the Invention. In another embodiment, R^{15} is optionally substituted alkyl. In another embodiment, R^{15} is alkyl. In another embodiment, R^{16} is hydrogen.

In another embodiment, R^2 is $-C(O)OCH_2CH_3$, $-C(O)OCH_3$, $-C(O)OC(CH_3)_2H$, $-C(O)OH$, $-C(O)OCH_2CH_2CH_3$, methylaminocarbonyl, ethylaminocarbonyl, isopropylaminocarbonyl, cyclopropylaminocarbonyl, cyclopentylaminocarbonyl, 2-butylaminocarbonyl, or cyclopropyl methylaminocarbonyl.

In another embodiment, R^2 is hydrogen, or optionally substituted alkyl. In another embodiment, R^2 is hydrogen or alkyl. In another embodiment, R^2 is hydrogen.

In another embodiment, R^3 is hydrogen, optionally substituted alkyl, optionally substituted alkenyl, optionally substituted alkynyl, optionally substituted aryl, optionally substituted heteroaryl, optionally substituted cycloalkyl, optionally substituted heterocyclyl, optionally substituted aralkyl, optionally substituted heteroaralkyl, $-C(O)R^{10}$, $-C(O)OR^{10}$, $-SO_2R^{10}$, $-C(O)N(R^{11})R^{12}$, $-C(O)N(R^{13})N(R^{11})R^{12}$, $-N(R^{13})C(O)R^{10}$, $-N(R^{13})C(O)N(R^{11})R^{12}$, $-N(R^{10})C(O)N(R^{13})N(R^{11})R^{12}$, $-N(R^{13})C(O)OR^{10}$, $-P(O)OR^{10}$, or $-P(O)(OR^{19})OR^{12}$; where R^{10} , R^{11} , R^{12} , R^{13} and R^{19} are selected as in (a) or (b) as follows: (a) R^{10} , R^{11} , R^{12} , R^{13} and R^{19} are each independently hydrogen, optionally substituted alkyl, optionally substituted alkenyl, optionally substituted alkynyl, optionally substituted cycloalkyl, optionally substituted heterocyclyl, optionally substituted aryl, optionally substituted heteroaryl, optionally substituted aralkyl, or optionally substituted heteroaralkyl; or (b) R^{11} and R^{12} , or R^{12} and R^{13} , together with the atoms to which they are attached, form an optionally substituted heterocyclic ring, or an optionally substituted heteroaryl ring; and the others of R^{10} , R^{11} , R^{12} , R^{13} and R^{19} are selected as in (a), above.

2412

980049.403PG
~~PCP/11/19/15/13/22/21/13~~

In another embodiment, R^3 is optionally substituted alkenyl, optionally substituted alkynyl, optionally substituted aryl, optionally substituted heteroaryl, optionally substituted cycloalkyl, optionally substituted heterocyclyl, optionally substituted aralkyl, optionally substituted heteroaralkyl, $-C(O)R^{44}$, $-C(O)OR^{10}$, $-SO_2R^{10}$,
 5 $-C(O)N(R^{11})R^{12}$, $-C(O)N(R^{13})N(R^{11})R^{12}$, $-N(R^{13})C(O)R^{10}$, $-N(R^{13})C(O)N(R^{11})R^{12}$,
 $-N(R^{10})C(O)N(R^{13})N(R^{11})R^{12}$, $-N(R^{13})C(O)OR^{10}$, $-P(O)OR^{10}$, or $-P(O)(OR^{19})OR^{12}$; where R^{10} , R^{11} , R^{12} , R^{13} and R^{19} are selected as in (a) or (b) as follows: (a) R^{10} , R^{11} , R^{12} , R^{13} and R^{19} each independently hydrogen, optionally substituted alkyl, optionally substituted alkenyl, optionally substituted alkynyl, optionally substituted cycloalkyl,
 10 optionally substituted heterocyclyl, optionally substituted aryl, optionally substituted heteroaryl, optionally substituted aralkyl, or optionally substituted heteroaralkyl; or (b) R^{11} and R^{12} , and/or R^{12} and R^{19} , together with the atoms to which they are attached, form an optionally substituted heterocyclic ring, or an optionally substituted heteroaryl ring; and the others of R^{10} , R^{11} , R^{12} , R^{13} and R^{19} are selected as in (a), above; and R^{44}
 15 is optionally substituted alkenyl, optionally substituted alkynyl, optionally substituted cycloalkyl, optionally substituted heterocyclyl, optionally substituted aryl, optionally substituted heteroaryl, optionally substituted aralkyl, or optionally substituted heteroaralkyl.

In another embodiment, R^3 is optionally substituted alkynyl, optionally substituted aryl, optionally substituted heteroaryl, optionally substituted cycloalkyl, optionally substituted heterocyclyl, optionally substituted heteroaralkyl, $-C(O)R^{45}$,
 20 $-C(O)OR^{46}$, $-SO_2R^{10}$, $-C(O)N(R^{11})R^{47}$, $-C(O)N(R^{13})N(R^{11})R^{12}$, $-N(R^{13})C(O)R^{10}$,
 $-N(R^{13})C(O)N(R^{11})R^{12}$, $-N(R^{10})C(O)N(R^{13})N(R^{11})R^{12}$, $-N(R^{13})C(O)OR^{10}$, $-P(O)OR^{10}$, or
 $-P(O)(OR^{19})OR^{12}$; where R^{47} , R^{10} , R^{11} , R^{12} , R^{13} and R^{19} are selected as in (a) or (b) as
 25 follows: (a) R^{10} , R^{11} , R^{12} , R^{13} and R^{19} are each independently hydrogen, optionally substituted alkyl, optionally substituted alkenyl, optionally substituted alkynyl, optionally substituted cycloalkyl, optionally substituted heterocyclyl, optionally substituted aryl, optionally substituted heteroaryl, optionally substituted aralkyl, or optionally substituted heteroaralkyl; and R^{47} is optionally substituted alkenyl, optionally substituted alkynyl,
 30 optionally substituted heterocyclyl, optionally substituted heteroaryl, or optionally substituted heteroaralkyl; or (b) R^{11} and R^{12} , or R^{12} and R^{19} , or R^{47} and R^{11} , together with the atoms to which they are attached, form an optionally substituted heterocyclic ring, or an optionally substituted heteroaryl ring; and the others of R^{47} , R^{10} , R^{11} , R^{12} , R^{13} and R^{19} are selected as in (a), above; R^{45} is optionally substituted alkynyl, optionally substituted cycloalkyl, optionally substituted heterocyclyl, optionally substituted
 35 substituted cycloalkyl, optionally substituted heterocyclyl, optionally substituted

AMENDED SHEET

- C(O)N(H)-(4-methylphenyl), -C(O)-(3,4-methylenedioxyphenyl), -C(O)-*n*-octyl,
 -C(O)-CH₂CH₂phenyl, -SO₂-(4-chlorophenyl), -SO₂-(4-methoxyphenyl),
 -SO₂-(3,4-dimethoxyphenyl), -SO₂-(4-trifluoromethoxyphenyl),
 -C(O)-(2,3-difluorophenyl), -C(O)-(2,4-difluorophenyl), -C(O)-(2,5-difluorophenyl),
 5 -C(O)-(2,6-difluorophenyl), -C(O)-(3,4-difluorophenyl), -C(O)-(3,5-difluorophenyl),
 -C(O)-(2,3,4-trifluorophenyl), -C(O)-(2,3,6-trifluorophenyl), -C(O)-(2,4,5-trifluorophenyl),
 -C(O)-(2,3,4,5-tetrafluorophenyl), -C(O)-(2,3,4,5,6-pentafluorophenyl),
 -C(O)-(2,5-bis(trifluoromethyl)phenyl), -C(O)-(3,5-bis(trifluoromethyl)-phenyl),
 -C(O)-(2-trifluoromethylphenyl), -C(O)-(3-trifluoromethylphenyl),
 10 -C(O)-(4-trifluoromethylphenyl), -C(O)-(2-fluorophenyl), -C(O)-(3-fluorophenyl),
 -C(O)-(4-nitrophenyl), -C(O)-(3-nitro-4-methylphenyl),
 -C(O)-(4-methoxycarbonylphenyl), -C(O)-(3-pyridyl), -C(O)-(4-pyridyl),
 -C(O)-(3-cyanophenyl), -C(O)-(3,4-dimethoxyphenyl), -C(O)-(2-methylphenyl),
 -C(O)-(4-methylphenyl), -C(O)-(2-chlorophenyl), -C(O)-(2-naphthyl),
 15 -C(O)-(4-biphenyl), -C(O)-(4-fluorosulfonylphenyl), -C(O)-(3-methylphenyl), and
 -C(O)-(3-chlorophenyl).

- In another embodiment, R⁴, R⁵, R⁶ and R⁷ are independently selected from hydrogen, optionally substituted alkyl, optionally substituted alkenyl, optionally substituted alkynyl, -OR¹⁴, -SR¹⁴, -S(O)₂R¹⁴, -N(R¹⁵)R¹⁶, -C(O)R¹⁸, -C(O)OR²⁰, or
 20 -C(O)N(R²¹)R²²; where R¹⁴, R¹⁵, R¹⁶, R¹⁸, R²⁰, R²¹ and R²² are each independently hydrogen, optionally substituted alkyl, optionally substituted alkenyl, optionally substituted alkynyl, optionally substituted cycloalkyl, optionally substituted heterocyclyl, optionally substituted aryl, optionally substituted heteroaryl, optionally substituted
 aralkyl, or optionally substituted heteroaralkyl.

- 25 In another embodiment, R⁴, R⁵, R⁶ and R⁷ are independently selected from hydrogen, optionally substituted alkyl, -C(O)OH, -C(O)O-alkyl, or -C(O)N(R²¹)R²²; where R²¹ and R²² are each independently hydrogen, optionally substituted alkyl, or together with the nitrogen atom to which they are attached, form an optionally substituted heterocyclic or heteroaryl ring.

- 30 In another embodiment, R⁴, R⁵, R⁶ and R⁷ are independently selected from hydrogen, optionally substituted alkyl, -C(O)OH, -C(O)-O-alkyl, or -C(O)N(R²¹)R²²; where R²¹ and R²² are each independently hydrogen or alkyl, or together with the nitrogen atom to which they are attached, form a heterocyclic ring.

AMENDED SHEET

2412

In another embodiment, R^4 , R^5 , R^6 and R^7 are independently selected from hydrogen, methyl, ethyl, $-C(O)OH$, $-C(O)OCH_2CH_3$, $-C(O)-N(H)CH_2CH_3$, $-C(O)$ -piperidin-1-yl, or $-CH_2OC(O)$ -(4-fluorophenyl).

In another embodiment, R^4 and R^5 , or R^4 and R^6 , or R^4 and R^7 , or R^5 and R^6 , or R^5 and R^7 , or R^6 and R^7 , together with the carbon atom to which they are attached, form an optionally substituted cycloalkyl, optionally substituted heterocyclyl, an optionally substituted cycloalkenyl ring, or together form a double bond and the others of R^4 , R^5 , R^6 and R^7 are as described above; or R^6 and R^7 , together form an oxo, thioxo, optionally substituted imine, optionally substituted oxime or an optionally substituted hydrazone, or R^6 and R^7 , together with the carbon atom to which they are attached, form an optionally substituted exocyclic double bond, and R^4 and R^5 are as described above;

In another embodiment, R^4 , R^5 , R^6 and R^7 are each independently hydrogen, or optionally substituted alkyl. In another embodiment R^5 , R^6 and R^7 are each independently hydrogen or alkyl. In another embodiment R^5 , R^6 and R^7 are each hydrogen. In another embodiment R^4 or R^5 is hydrogen and R^6 and R^7 are each optionally substituted alkyl, or R^6 and R^7 together with the carbon atom to which they are attached, independently form an optionally substituted cycloalkyl, optionally substituted heterocyclyl, optionally substituted cycloalkenyl ring, or R^6 and R^7 , together form an optionally substituted imino, optionally substituted thioxo, optionally substituted oxo, optionally substituted oxime or an optionally substituted hydrazone; or R^6 and R^7 , together with the carbon atom to which they are attached, form an endocyclic or an optionally substituted exocyclic double bond. In another embodiment R^4 or R^5 is hydrogen and R^6 and R^7 are each optionally substituted lower alkyl.

In another embodiment, R^8 is optionally substituted alkyl, halo, pseudohalo, $-C(O)OR^{23}$, $-C(O)N(R^{24})R^{25}$, $-C(O)R^{26}$, $-OR^{27}$, $-SR^{27}$, $-C(S)OR^{23}$, $-C(O)SR^{23}$ or $-N(R^{28})R^{29}$, or two adjacent R^8 groups together with the carbons to which they are attached, form an optionally substituted aryl, optionally substituted cycloalkyl, optionally substituted heterocyclyl or optionally substituted heteroaryl; where R^{23} , R^{24} , R^{25} , R^{26} , R^{27} , R^{28} and R^{29} are independently optionally substituted alkyl. In another embodiment, R^8 is alkyl, halo, $-C(O)OR^{23}$, $-C(O)N(R^{24})R^{25}$, $-C(O)R^{26}$, $-SR^{27}$, $-C(S)OR^{23}$, $-C(O)SR^{23}$ or $-N(R^{28})R^{29}$ or $-OR^{27}$; where R^{23} , R^{24} , R^{25} , R^{26} , R^{27} , R^{28} and R^{29} are defined as above. In another embodiment, R^8 is methoxy, chloro, iodo, fluoro, methyl, or $-C(O)O$ -ethyl.

In another embodiment, n is 0, 1 or 2.

AMENDED SHEET

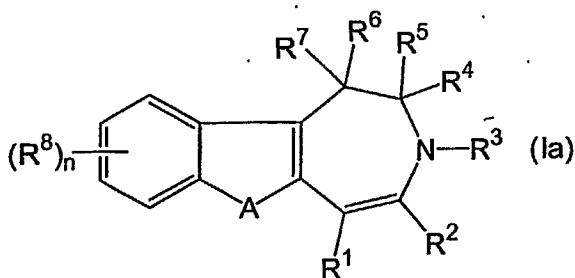
In another embodiment, R^9 is hydrogen, optionally substituted alkyl, or $S(O)_2R^{43}$. In another embodiment, R^9 is hydrogen.

In another embodiment, the compounds for use in the compositions and methods provided herein are azepinoindoles of formula (I) where R^1 - R^9 are selected as
 5 above.

In another embodiment, the compounds for use in the compositions and methods provided herein are pyridoindoles of formula (II) where R^1 - R^9 are selected as above.

Preferred compounds of this embodiment are those compounds
 10 wherein n is 0 or 1; A is $-N(R^9)-$; R^1 is optionally substituted aryl or $-C(O)OR^{14}$; R^2 is hydrogen or optionally substituted alkyl; R^3 is hydrogen, $-C(O)R^{10}$ or $-S(O)_2R^{10}$; R^4 is hydrogen, optionally substituted alkyl or $-C(O)OR^{20}$; R^5 , R^6 , R^7 and R^9 are each independently hydrogen or optionally substituted alkyl; R^8 is $-OR^{27}$ or halo; each R^{10} is independently optionally substituted alkyl, optionally substituted aryl or optionally
 15 substituted aralkyl; R^{14} is optionally substituted alkyl; and R^{27} is optionally substituted alkyl.

In another embodiment, the compounds for use in the compositions and methods provided herein are azepinoindoles of formula (I) wherein the compounds are compounds of formula (I) having the following formula (Ia):



20

where R^1 - R^9 are selected as described above for compounds of formula (I) or formula (II).

Another preferred embodiment of Formula (Ia) are those compounds wherein n is 0 or 1; A is $-N(R^9)-$; R^1 is $-C(O)OR^{14}$; R^2 is hydrogen; R^3 is optionally
 25 substituted alkyl, optionally substituted aryl, optionally substituted aralkyl, or optionally substituted heteroaralkyl; R^4 is hydrogen, $-C(O)R^{18}$, $-C(O)OR^{20}$, or $-C(O)N(R^{21})(R^{22})$; R^5 , R^6 and R^7 are each independently hydrogen or optionally substituted alkyl; R^8 is optionally substituted alkyl, optionally substituted aryl, halo or $-OR^{27}$; R^9 is hydrogen or optionally substituted alkyl; R^{14} is hydrogen or optionally substituted alkyl; R^{18} is

AMENDED SHEET

optionally substituted heterocyclyl; R²⁰ is hydrogen or optionally substituted alkyl; R²¹ and R²² are each independently optionally substituted alkyl or R²¹ and R²², together with the nitrogen atom to which they are attached, form an optionally substituted heterocyclyl ring; and R²⁷ is optionally substituted alkyl, optionally substituted alkenyl,
5 optionally substituted alkynyl, or optionally substituted aralkyl.

Of this preferred embodiment, preferred compounds are selected from the group consisting of the following:

ethyl 1,1-dimethyl-1,2,3,6-tetrahydroazepino[4,5-*b*]indole-5-carboxylate;

and

10 1,1,3,6-tetramethyl-1,2,3,6-tetrahydroazepino[4,5-*b*]indole-5-carboxylic acid ethyl ester.

Another preferred embodiment of formula (Ia) are those compounds wherein n is 0 or 1; A is -N(R⁹)-; R¹ is -C(O)OR¹⁴; R² is hydrogen; R³ is -C(O)R¹⁰; R⁴ is hydrogen or -C(O)OR²⁰; R⁵, R⁶, and R⁷ are each independently hydrogen or optionally
15 substituted alkyl; R⁸ is optionally substituted alkyl, optionally substituted aryl, halo or -OR²⁷; R⁹ is hydrogen; R¹⁰ is optionally substituted alkyl, optionally substituted alkenyl, optionally substituted cycloalkyl, optionally substituted aralkyl, optionally substituted heterocyclyl, optionally substituted heteroaryl or optionally substituted heteroaralkyl; R¹⁴ is optionally substituted alkyl, optionally substituted alkenyl, optionally substituted
20 alkynyl or optionally substituted aralkyl; R²⁰ is optionally substituted alkyl, optionally substituted alkenyl, optionally substituted alkynyl or optionally substituted aralkyl; and R²⁷ is optionally substituted alkyl, optionally substituted alkenyl, optionally substituted alkynyl or optionally substituted aralkyl.

Another preferred embodiment of formula (Ia) are those compounds
25 wherein n is 0 or 1; A is -N(R⁹)-; R¹ is -C(O)OR¹⁴; R² is hydrogen; R³ is -C(O)R¹⁰; R⁴ is hydrogen, optionally substituted alkyl, optionally substituted aryl or -C(O)OR²⁰; R⁵, R⁶ and R⁷ are each independently hydrogen or optionally substituted alkyl; R⁸ is optionally substituted alkyl, halo or -OR²⁷; R⁹ is hydrogen; R¹⁰ is optionally substituted aryl; R¹⁴ is optionally substituted alkyl, optionally substituted alkenyl, optionally substituted alkynyl
30 or optionally substituted aralkyl; R²⁰ is optionally substituted alkyl, optionally substituted alkenyl, optionally substituted alkynyl or optionally substituted aralkyl; and R²⁷ is optionally substituted alkyl.

Of this preferred embodiment, preferred compounds are those compounds selected from the group consisting of the following:

2412

980049.403PC 1.5.7.52 24452003

ethyl 3-(4-anisoyl)-1-methyl-1,2,3,6-tetrahydroazepino[4,5-*b*]indole-5-carboxylate;

ethyl 3-piperonyloyl-1-methyl-1,2,3,6-tetrahydroazepino[4,5-*b*]indole-5-carboxylate;

5 ethyl 3-(4-anisoyl)-1,1-dimethyl-1,2,3,6-tetrahydroazepino[4,5-*b*]indole-5-carboxylate; and

ethyl 1,1-dimethyl-3-piperonyloyl-1,2,3,6-tetrahydroazepino[4,5-*b*]indole-5-carboxylate.

Another preferred embodiment of formula (Ia) are those compounds
 10 wherein *n* is 0 or 1; A is -N(R⁹)-; R¹ is optionally substituted heterocyclyl, -C(O)OR¹⁴,
 -C(S)OR¹⁴, -C(O)SR¹⁴, -C(O)N(R¹⁵)R¹⁶, -C(O)N=NR¹⁶ or -C(O)N(R¹⁷)N(R¹⁵)R¹⁶; R² is
 hydrogen; R³ is -C(O)R¹⁰; R⁴ is hydrogen, optionally substituted alkyl, -C(O)R¹⁸,
 -C(O)OR²⁰ or -C(O)N(R²¹)R²²; R⁵, R⁶ and R⁷ are each independently hydrogen,
 optionally substituted alkyl, optionally substituted aralkyl, optionally substituted
 15 heteroaralkyl, -OR¹⁴, -SR¹⁴, -S(O)₂R¹⁴, -N(R¹⁵)R¹⁶, -C(O)R¹⁸, -C(O)OR²⁰, or
 -C(O)N(R²¹)R²²; or R⁶ and R⁷, together with the carbons to which they are attached,
 form an optionally substituted heterocyclyl, or together form an oxo, and R⁵ is as
 described above; R⁸ is optionally substituted alkyl, optionally substituted aryl, optionally
 substituted heteroaryl, halo, -C(O)OR²³, -OR²⁷ or -N(R²⁸)R²⁹; R⁹ is hydrogen or
 20 optionally substituted alkyl; R¹⁰ is phenyl substituted with one or more Q¹ groups
 selected from the following: halo, pseudohalo, haloalkyl or polyhaloalkyl; R¹⁴, R¹⁵, R¹⁶
 and R¹⁷ are each independently hydrogen, optionally substituted alkyl, optionally
 substituted alkenyl, optionally substituted cycloalkyl, optionally substituted aryl,
 optionally substituted aralkyl, optionally substituted heteroaryl, or optionally substituted
 25 heteroaralkyl; or R¹⁵ and R¹⁶, together with the nitrogen atom to which they are
 attached, form an optionally substituted heterocyclyl ring, and R¹⁴ and R¹⁷ are as
 described above; or R¹⁸ is optionally substituted alkyl; R²⁰, R²¹ and R²² are each
 independently hydrogen or optionally substituted alkyl; R²³ is optionally substituted
 alkyl; R²⁷, R²⁸ and R²⁹ are each independently hydrogen, optionally substituted alkyl,
 30 optionally substituted aralkyl, -C(O)R³⁰, -C(O)OR³¹ or -C(O)N(R³²)R³³; R³⁰ is optionally
 substituted aryl or optionally substituted heterocyclyl; R³¹ is optionally substituted alkyl,
 optionally substituted aryl or optionally substituted aralkyl; and R³² and R³³ are each
 independently hydrogen, optionally substituted alkyl, optionally substituted cycloalkyl,
 optionally substituted aryl, optionally substituted aralkyl, optionally substituted
 35 heterocyclyl, optionally substituted heteroaryl or optionally substituted heteroaralkyl; or

AMENDED SHEET

R³² and R³³, together with the nitrogen to which they are attached, form an optionally substituted heterocyclic ring or an optionally substituted heteroaryl ring.

Of this preferred embodiment, preferred compounds are those compounds selected from the group consisting of the following:

- 5 ethyl 3-(3,4-difluorobenzoyl)-1-methyl-1,2,3,6-tetrahydroazepino[4,5-
b]indole-5-carboxylate;
ethyl 3-(3,4-difluorobenzoyl)-1,1-dimethyl-1,2,3,6-tetrahydroazepino[4,5-
b]indole-5-carboxylate;
isopropyl 3-(3,4-difluorobenzoyl)-1,1-dimethyl-1,2,3,6-
10 tetrahydroazepino[4,5-b]indole-5-carboxylate;
isopropyl 3-(3,4-difluorobenzoyl)-1-methyl-1,2,3,6-
tetrahydroazepino[4,5-b]indole-5-carboxylate;
3-(3,4-difluorobenzoyl)-2-methyl-1,2,3,6-tetrahydroazepino[4,5-b]indole-
5-carboxylic acid cyclobutylamide;
15 3-(3,4-difluorobenzoyl)-1-methyl-1,2,3,6-tetrahydroazepino[4,5-b]indole-
5-carboxylic acid cyclobutylamide;
cyclobutyl 3-(3,4-difluorobenzoyl)-1,1-dimethyl-1,2,3,6-
tetrahydroazepino[4,5-b]indole-5-carboxamide;
ethyl 3-(4-chlorobenzoyl)-1-methyl-1,2,3,6-tetrahydroazepino[4,5-
20 b]indole-5-carboxylate;
ethyl 3-(4-chlorobenzoyl)-1,1-dimethyl-1,2,3,6-tetrahydroazepino[4,5-
b]indole-5-carboxylate;
8-(benzylmethylamino)-3-(3,4-difluorobenzoyl)-1,1-dimethyl-1,2,3,6-
tetrahydroazepino[4,5-b]indole-5-carboxylic acid ethyl ester;
25 ethyl 3-(4-fluorobenzoyl)-1-methyl-1,2,3,6-tetrahydroazepino[4,5-
b]indole-5-carboxylate;
n-propyl 3-(4-fluorobenzoyl)-2-methyl-1,2,3,6-tetrahydroazepino[4,5-
b]indole-5-carboxylate; and
3-(4-fluorobenzoyl)-2-methyl-1,2,3,6-tetrahydroazepino[4,5-b]indole-5-
30 carboxylic acid cyclobutylamide.

Of this preferred embodiment, another group of preferred compounds are those compounds selected from the group consisting of the following:

8-dibenzylamino-3-(4-fluorobenzoyl)-1,1-dimethyl-1,2,3,6-
tetrahydroazepino[4,5-b]indole-5-carboxylic acid ethyl ester;

- 8-[(2-chloroethyl)methylamino]-3-(4-fluorobenzoyl)-1,1-dimethyl-1,2,3,6-tetrahydroazepino[4,5-*b*]indole-5-carboxylic acid ethyl ester;
- 8-(3,3-dimethylureido)-3-(4-fluorobenzoyl)-1,1-dimethyl-1,2,3,6-tetrahydroazepino[4,5-*b*]indole-5-carboxylic acid ethyl ester;
- 5 3-(4-fluorobenzoyl)-1,1-dimethyl-8-[methyl(pyrrolidine-4-carbonyl)amino]-1,2,3,6-tetrahydroazepino[4,5-*b*]indole-5-carboxylic acid ethyl ester;
- 3-(4-fluorobenzoyl)-1,1-dimethyl-8-(trimethylureido)-1,2,3,6-tetrahydroazepino[4,5-*b*]indole-5-carboxylic acid ethyl ester;
- 3-(4-fluorobenzoyl)-1,1-dimethyl-8-[methyl(morpholine-4-carbonyl)amino]-1,2,3,6-tetrahydroazepino[4,5-*b*]indole-5-carboxylic acid ethyl ester;
- 10 3-(4-fluorobenzoyl)-1,1-dimethyl-8-(piperidine-1-carbonyloxy)-1,2,3,6-tetrahydroazepino[4,5-*b*]indole-5-carboxylic acid ethyl ester;
- 3-(4-fluorobenzoyl)-1,1-dimethyl-8-(4-methylpiperazin-1-ylcarbamoxyloxy)-1,2,3,6-tetrahydroazepino[4,5-*b*]indole-5-carboxylic acid ethyl ester;
- 15 3-(4-fluorobenzoyl)-1,1-dimethyl-8-phenethylcarbamoxyloxy-1,2,3,6-tetrahydroazepino[4,5-*b*]indole-5-carboxylic acid ethyl ester;
- 3-(4-fluorobenzoyl)-1,1-dimethyl-8-(thiophen-2-ylmethylcarbamoxyloxy)-1,2,3,6-tetrahydroazepino[4,5-*b*]indole-5-carboxylic acid ethyl ester;
- 3-(4-fluorobenzoyl)-1,1-dimethyl-8-(furan-2-ylmethylcarbamoxyloxy)-1,2,3,6-tetrahydroazepino[4,5-*b*]indole-5-carboxylic acid ethyl ester;
- 20 8-(4-fluorobenzoylmethylamino)-3-(4-fluorobenzoyl)-1,1-dimethyl-1,2,3,6-tetrahydroazepino[4,5-*b*]indole-5-carboxylic acid ethyl ester;
- 8-(3-cyclopropyl-1-methylureido)-3-(4-fluorobenzoyl)-1,1-dimethyl-1,2,3,6-tetrahydroazepino[4,5-*b*]indole-5-carboxylic acid ethyl ester;
- 25 3-(4-fluorobenzoyl)-1,1-dimethyl-8-(1-methyl-3-pyridin-2-ylmethylureido)-1,2,3,6-tetrahydroazepino[4,5-*b*]indole-5-carboxylic acid ethyl ester;
- 8-cyclobutylcarbamoxyloxy-3-(4-fluorobenzoyl)-1,1-dimethyl-1,2,3,6-tetrahydroazepino[4,5-*b*]indole-5-carboxylic acid ethyl ester;
- 8-cyclopentylcarbamoxyloxy-3-(4-fluorobenzoyl)-1,1-dimethyl-1,2,3,6-tetrahydroazepino[4,5-*b*]indole-5-carboxylic acid ethyl ester;
- 30 8-cyclohexylcarbamoxyloxy-3-(4-fluorobenzoyl)-1,1-dimethyl-1,2,3,6-tetrahydroazepino[4,5-*b*]indole-5-carboxylic acid ethyl ester;
- 3-(4-fluorobenzoyl)-1,1-dimethyl-8-(5-methylpyrazin-2-ylmethylcarbamoxyloxy)-1,2,3,6-tetrahydroazepino[4,5-*b*]indole-5-carboxylic acid ethyl ester;
- 35 ester;

- 3-(4-fluorobenzoyl)-1,1-dimethyl-8-methylcarbamoyloxy-1,2,3,6-tetrahydroazepino[4,5-*b*]indole-5-carboxylic acid ethyl ester;
- 3-(4-fluorobenzoyl)-1,1-dimethyl-8-isopropylcarbamoyloxy-1,2,3,6-tetrahydroazepino[4,5-*b*]indole-5-carboxylic acid ethyl ester;
- 5 8-(azetidine-1-carbonyloxy)-3-(4-fluorobenzoyl)-1,1-dimethyl-1,2,3,6-tetrahydroazepino[4,5-*b*]indole-5-carboxylic acid ethyl ester;
- 3-(4-fluorobenzoyl)-1,1-dimethyl-8-(4-pyridin-2-yl-piperazine-1-carbonyloxy)-1,2,3,6-tetrahydroazepino[4,5-*b*]indole-5-carboxylic acid ethyl ester
- 8-cyclopropylcarbamoyloxy-3-(4-fluorobenzoyl)-1,1-dimethyl-1,2,3,6-tetrahydroazepino[4,5-*b*]indole-5-carboxylic acid ethyl ester;
- 10 8-(ethyl(isopropyl)carbamoyloxy)-3-(4-fluorobenzoyl)-1,1-dimethyl-1,2,3,6-tetrahydroazepino[4,5-*b*]indole-5-carboxylic acid ethyl ester;
- 3-(4-fluorobenzoyl)-1,1-dimethyl-8-(pyridin-2-ylmethylcarbamoyloxy)-1,2,3,6-tetrahydroazepino[4,5-*b*]indole-5-carboxylic acid ethyl ester;
- 15 3-(3,4-difluorobenzoyl)-1,1,6-trimethyl-1,2,3,6-tetrahydroazepino[4,5-*b*]indole-5-carboxylic acid ethyl ester;
- 3-(4-fluorobenzoyl)-1,1-dimethyl-8-(pyridin-3-ylmethylcarbamoyloxy)-1,2,3,6-tetrahydroazepino[4,5-*b*]indole-5-carboxylic acid ethyl ester;
- 8-ethoxycarbonyloxy-3-(4-fluorobenzoyl)-1,1-dimethyl-1,2,3,6-tetrahydroazepino[4,5-*b*]indole-5-carboxylic acid ethyl ester;
- 20 3-(4-fluorobenzoyl)-1,1-dimethyl-8-(pyrrolidine-1-carbonyloxy)-1,2,3,6-tetrahydroazepino[4,5-*b*]indole-5-carboxylic acid ethyl ester;
- 8-diethylcarbamoyloxy-3-(4-fluorobenzoyl)-1,1-dimethyl-1,2,3,6-tetrahydroazepino[4,5-*b*]indole-5-carboxylic acid ethyl ester
- 25 8-dimethylcarbamoyloxy-3-(4-fluorobenzoyl)-1,1-dimethyl-1,2,3,6-tetrahydroazepino[4,5-*b*]indole-5-carboxylic acid ethyl ester;
- 3-(4-fluorobenzoyl)-1,1-dimethyl-8-(morpholine-4-carbonyloxy)-1,2,3,6-tetrahydroazepino[4,5-*b*]indole-5-carboxylic acid ethyl ester;
- 8-diisopropylcarbamoyloxy-3-(4-fluorobenzoyl)-1,1-dimethyl-1,2,3,6-tetrahydroazepino[4,5-*b*]indole-5-carboxylic acid ethyl ester;
- 30 3-(4-fluorobenzoyl)-1,1-dimethyl-8-(4-methyl-piperazine-1-carbonyloxy)-1,2,3,6-tetrahydroazepino[4,5-*b*]indole-5-carboxylic acid ethyl ester;
- 3-(4-fluorobenzoyl)-1,1-dimethyl-8-(2-oxoimidazolidine-1-carbonyloxy)-1,2,3,6-tetrahydroazepino[4,5-*b*]indole-5-carboxylic acid ethyl ester;

- 3-(4-fluorobenzoyl)-1,1-dimethyl-8-(methyl-phenyl-carbamoyloxy)-
1,2,3,6-tetrahydroazepino[4,5-*b*]indole-5-carboxylic acid ethyl ester;
8-(2-dimethylaminoethylcarbamoyloxy)-3-(4-fluorobenzoyl)-1,1-
dimethyl-1,2,3,6-tetrahydroazepino[4,5-*b*]indole-5-carboxylic acid ethyl ester;
5 3-(4-fluorobenzoyl)-1,1-dimethyl-8-(2-pyridin-2-yl-ethylcarbamoyl oxy)-
1,2,3,6-tetrahydroazepino[4,5-*b*]indole-5-carboxylic acid ethyl ester
3-(4-fluorobenzoyl)-1,1-dimethyl-8-(pyridin-4-yl-methylcarbamoyloxy)-
1,2,3,6-tetrahydroazepino[4,5-*b*]indole-5-carboxylic acid ethyl ester;
3-(4-fluorobenzoyl)-1,1-dimethyl-8-phenoxy-carbonyloxy-1,2,3,6-
10 tetrahydroazepino[4,5-*b*]indole-5-carboxylic acid ethyl ester;
8-benzyloxy-carbonyloxy-3-(4-fluorobenzoyl)-1,1-dimethyl-1,2,3,6-
tetrahydroazepino[4,5-*b*]indole-5-carboxylic acid ethyl ester; and
8-(2-dimethylaminoethoxy-carbonyloxy)-3-(4-fluorobenzoyl)-1,1-
dimethyl-1,2,3,6-tetrahydroazepino[4,5-*b*]indole-5-carboxylic acid ethyl ester.
15 Another preferred embodiment of formula (Ia) are those compounds
wherein *n* is 0 or 1; A is -N(R⁹)-; R¹ is -C(O)OR¹⁴; R² is hydrogen; R³ is -C(O)R¹⁰; R⁴ is
hydrogen, optionally substituted alkyl or -C(O)R¹⁸; R⁵, R⁶ and R⁷ are each
independently hydrogen or optionally substituted alkyl; R⁸ is optionally substituted alkyl,
halo or -OR²⁷; R⁹ is hydrogen; R¹⁰ is optionally substituted heterocyclyl or optionally
20 substituted heteroaryl; R¹⁸ is optionally substituted alkyl; and R²⁷ is optionally
substituted alkyl.

- Another preferred embodiment of formula (Ia) are those compounds
wherein *n* is 0 or 1; A is -N(R⁹)-; R¹ is -C(O)OR¹⁴; R² is hydrogen; R³ is -C(O)N(R¹¹)R¹²;
R⁴, R⁵, R⁶, R⁷ and R⁹ are each hydrogen; R⁸ is optionally substituted alkyl, halo or
25 -OR²⁷; R¹¹ is hydrogen; R¹² is optionally substituted aryl; R¹⁴ is optionally substituted
alkyl; and R²⁷ is optionally substituted alkyl.

- Another preferred embodiment of formula (Ia) are those compounds
wherein *n* is 0 or 1; A is -N(R⁹)-; R¹ is -C(O)OR¹⁴; R² is hydrogen; R³ is -C(O)N(R¹¹)R¹²;
R⁴, R⁵, R⁶, R⁷ and R⁹ are each independently hydrogen or optionally substituted alkyl;
30 R⁸ is halo; R¹¹ is hydrogen or optionally substituted alkyl; and R¹² is optionally
substituted alkyl, optionally substituted aryl, optionally substituted aralkyl, optionally
substituted heterocyclyl or optionally substituted heteroaryl; and R¹⁴ is optionally
substituted alkyl.

- Another preferred embodiment of compounds of formula (Ia) are those
35 compounds wherein *n* is 0 or 1; A is -N(R⁹)-; R¹ is -C(O)OR¹⁴; R² is hydrogen; R³ is

24/12
 980049403PC / 16767 27752003

-C(O)OR¹⁰; R⁴, R⁵, R⁶, R⁷ and R⁹ are each hydrogen; R⁸ is optionally substituted alkyl, halo or -OR²⁷; R¹⁰ is optionally substituted alkyl, optionally substituted aryl or optionally substituted aralkyl; R¹¹ is hydrogen or optionally substituted alkyl; R¹⁴ is optionally substituted alkyl; and R²⁷ is optionally substituted alkyl.

- 5 Another preferred embodiment of compounds of formula (Ia) are those compounds wherein n is 0 or 1; A is -N(R⁹)-; R¹ is -C(O)OR¹⁴; R² is hydrogen; R³ is -S(O)₂R¹⁰; R⁴, R⁵, R⁶, R⁷ and R⁹ are each hydrogen; R⁸ is -OR²⁷ or halo; R¹⁰ is optionally substituted aryl or optionally substituted heteroaryl; R¹¹ is hydrogen or optionally substituted alkyl; R¹⁴ is optionally substituted alkyl; and R²⁷ is optionally substituted alkyl.

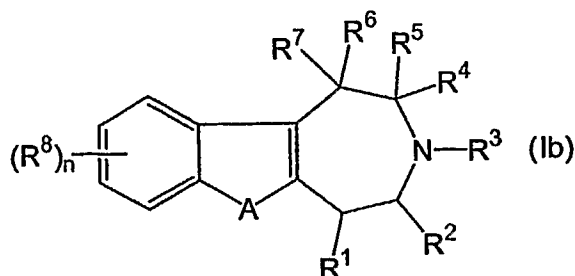
- 10 Another preferred embodiment of compounds of formula (Ia) are those compounds wherein n is 0 or 1; A is -N(R⁹)-; R¹ is -C(O)OR¹⁴, -C(O)N(R¹⁵)R¹⁶, or -C(O)N(R¹⁷)N(R¹⁵)R¹⁶; R² is hydrogen or optionally substituted alkyl; R³ is hydrogen, optionally substituted alkyl, -C(O)R¹⁰, -C(O)OR¹⁰, -C(O)N(R¹¹)R¹²; R⁴, R⁵, R⁶, R⁷ and R⁹ are each independently hydrogen or optionally substituted alkyl; R⁸ is optionally substituted alkyl, optionally substituted aryl, optionally substituted heteroaryl, halo, -C(O)OR²³, -C(O)R²⁶-OR²⁷, -N(R²⁸)R²⁹, or -C(O)N(R²⁴)R²⁵; R¹⁰ is optionally substituted aryl or optionally substituted heteroaryl; R¹¹ is hydrogen or optionally substituted alkyl; R¹², R¹⁴, R¹⁵, R¹⁶ and R¹⁷ are each independently hydrogen, optionally substituted alkyl, optionally substituted alkenyl, optionally substituted cycloalkyl, optionally substituted aryl, optionally substituted aralkyl, optionally substituted heteroaryl, or optionally substituted heteroaralkyl; R²³ is optionally substituted alkyl; R²⁴, R²⁵ and R²⁶ are independently hydrogen, optionally substituted alkyl, optionally substituted aralkyl, or optionally substituted aryl; R²⁷, R²⁸ and R²⁹ are each independently hydrogen, optionally substituted alkyl, optionally substituted aralkyl, -C(O)R³⁰, -C(O)OR³¹ or -C(O)N(R³²)R³³; R³⁰ is optionally substituted aryl or optionally substituted heterocyclyl; R³¹ is optionally substituted alkyl, optionally substituted aryl or optionally substituted aralkyl; and R³² and R³³ are each independently hydrogen, optionally substituted alkyl, optionally substituted cycloalkyl, optionally substituted aryl, optionally substituted aralkyl, optionally substituted heterocyclyl optionally substituted heteroaryl or optionally substituted heteroaralkyl; or R³² and R³³, together with the nitrogen to which they are attached, form an optionally substituted heterocyclic ring or an optionally substituted heteroaryl ring.

- 35 Another preferred embodiment of compounds of formula (Ia) are those compounds wherein n is 0, 1 or 2; A is -N(R⁹)-; R¹ is -C(O)OR¹⁴, -C(O)N(R¹⁵)R¹⁶,

2412
 980049 403PC 15757 2452003

- C(O)N(R¹⁵)N=R¹⁶, -C(O)N(R¹⁷)N(R¹⁵)R¹⁶, -C(S)OR¹⁴ or -C(O)SR¹⁴; R² is hydrogen or optionally substituted alkyl; R³ is C(O)R¹⁰, C(O)OR¹⁰, C(O)N(R¹¹)R¹²; R⁴, R⁵ and R⁹ are each hydrogen or optionally substituted alkyl; R⁶ and R⁷ are each independently hydrogen or optionally substituted alkyl, -OR¹⁴, or R⁶ and R⁷, together with the carbon to which they are attached, form an optionally substituted cycloalkyl, optionally substituted heterocyclyl or optionally substituted cycloalkenyl ring, or R⁶ and R⁷ together form an oxo; R⁸ is independently selected from optionally substituted alkyl, optionally substituted aryl, optionally substituted heteroaryl, halo, -C(O)OR²³, -C(O)R²⁶ -OR²⁷, -N(R²⁸)R²⁹, or -C(O)N(R²⁴)R²⁵; R¹⁰ is optionally substituted aryl or optionally substituted heteroaryl; R¹¹ is hydrogen or optionally substituted alkyl; R¹², R¹⁴, R¹⁵, R¹⁶ and R¹⁷ are each independently hydrogen, optionally substituted alkyl, optionally substituted alkenyl, optionally substituted cycloalkyl, optionally substituted aryl, optionally substituted aralkyl, optionally substituted heteroaryl, or optionally substituted heteroaralkyl; R²³ is optionally substituted alkyl; R²⁴, R²⁵ and R²⁶ are independently hydrogen, optionally substituted alkyl, optionally substituted aralkyl, or optionally substituted aryl; R²⁷, R²⁸ and R²⁹ are each independently hydrogen, optionally substituted alkyl, optionally substituted aralkyl, -C(O)R³⁰, -C(O)OR³¹ or -C(O)N(R³²)R³³; R³⁰ is optionally substituted aryl or optionally substituted heterocyclyl; R³¹ is optionally substituted alkyl, optionally substituted aryl or optionally substituted aralkyl; and R³² and R³³ are each independently hydrogen, optionally substituted alkyl, optionally substituted cycloalkyl, optionally substituted aryl, optionally substituted aralkyl, optionally substituted heterocyclyl optionally substituted heteroaryl or optionally substituted heteroaralkyl; or R³² and R³³, together with the nitrogen to which they are attached, form an optionally substituted heterocyclic ring or an optionally substituted heteroaryl ring.

In another embodiment, the compounds for use in the compositions and methods provided herein are azepinoindoles of formula (I) wherein the compounds are compounds of formula (Ib):



P 980049 403PC 16757 27057103

where R^1 - R^9 are as defined above in the Summary of the Invention for compound of formula (I).

Of this embodiment, a preferred embodiment are those compounds wherein n is 0 or 1; A is $-N(R^9)-$; R^1 is $-C(O)OR^{14}$ or $-C(O)N(R^{15})R^{16}$; R^2 is hydrogen; R^3 is hydrogen, optionally substituted aryl, $-C(O)R^{10}$, $-C(O)OR^{10}$, or $-C(O)N(R^{11})R^{12}$; R^4 , R^5 and R^9 are each independently hydrogen or optionally substituted alkyl; R^6 and R^7 are each independently hydrogen, optionally substituted alkyl, or $-OR^{14}$, or R^6 and R^7 , together with the carbon to which they are attached, form an optionally substituted cycloalkyl, optionally substituted heterocyclyl or optionally substituted cycloalkenyl ring; R^8 is optionally substituted alkyl, optionally substituted aryl, optionally substituted heteroaryl, halo, $-C(O)OR^{23}$, $-C(O)R^{26}$, $-OR^{27}$, $-N(R^{28})R^{29}$, or $-C(O)N(R^{24})R^{25}$; R^{10} is optionally substituted aryl or optionally substituted aralkyl; R^{11} is hydrogen; R^{12} is optionally substituted alkyl; R^{14} is optionally substituted alkyl; R^{15} is hydrogen; R^{16} is optionally substituted alkyl or optionally substituted aralkyl; R^{23} is optionally substituted alkyl; R^{24} , R^{25} and R^{26} are independently hydrogen, optionally substituted alkyl, optionally substituted aralkyl, or optionally substituted aryl; R^{27} , R^{28} and R^{29} are each independently hydrogen, optionally substituted alkyl, optionally substituted aralkyl, $-C(O)R^{30}$, $-C(O)OR^{31}$ or $-C(O)N(R^{32})R^{33}$; R^{30} is optionally substituted aryl or optionally substituted heterocyclyl; R^{31} is optionally substituted alkyl, optionally substituted aryl or optionally substituted aralkyl; and R^{32} and R^{33} are each independently hydrogen, optionally substituted alkyl, optionally substituted cycloalkyl, optionally substituted aryl, optionally substituted aralkyl, optionally substituted heterocyclyl optionally substituted heteroaryl or optionally substituted heteroaralkyl; or R^{32} and R^{33} , together with the nitrogen to which they are attached, form an optionally substituted heterocyclic ring or an optionally substituted heteroaryl ring.

C. Preparation of the Compounds of the Invention

Starting materials in the synthesis examples provided herein are either available from commercial sources or via literature procedures (e.g., *March Advanced Organic Chemistry: Reactions, Mechanisms, and Structure*, (1992) 4th Ed.; Wiley Interscience, New York). All commercially available compounds were used without further purification unless otherwise indicated. $CDCl_3$ (99.8% D, Cambridge Isotope Laboratories) was used in all experiments as indicated. Proton (1H) nuclear magnetic resonance (NMR) spectra were recorded on a Bruker Avance 400 MHz NMR

spectrometer. Significant peaks are tabulated and typically include: number of protons, and multiplicity (s, singlet; d, double; t, triplet; q, quartet; m, multiplet; br s, broad singlet). Chemical shifts are reported as parts per million (δ) relative to tetramethylsilane. Low resolution mass spectra (MS) were obtained as electrospray ionization (ESI) mass spectra, which were recorded on a Perkin-Elmer SCIEX HPLC/MS instrument using reverse-phase conditions (acetonitrile/water, 0.05% trifluoroacetic acid). Flash chromatography was performed using Merck Silica Gel 60 (230-400 mesh) following standard protocol (Still *et al.* (1978) *J. Org. Chem.* 43:2923).

It is understood that in the following description, combinations of substituents and/or variables of the depicted formulae are permissible only if such contributions result in stable compounds.

It will also be appreciated by those skilled in the art that in the process described below the functional groups of intermediate compounds may need to be protected by suitable protecting groups. Such functional groups include hydroxy, amino, mercapto and carboxylic acid. Suitable protecting groups for hydroxy include trialkylsilyl or diarylalkylsilyl (e.g., *t*-butyldimethylsilyl, *t*-butyldiphenylsilyl or trimethylsilyl), tetrahydropyranyl, benzyl, and the like. Suitable protecting groups for amino, amidino and guanidino include *t*-butoxycarbonyl, benzyloxycarbonyl, and the like. Suitable protecting groups for mercapto include -C(O)-R (where R is alkyl, aryl or aralkyl), *p*-methoxybenzyl, trityl and the like. Suitable protecting groups for carboxylic acid include alkyl, aryl or aralkyl esters.

Protecting groups may be added or removed in accordance with standard techniques, which are well-known to those skilled in the art and as described herein. The use of protecting groups is described in detail in Green, T.W. and P.G.M. Wutz, *Protective Groups in Organic Synthesis* (1991), 2nd Ed., Wiley-Interscience.

In the following Schemes, unless otherwise noted, the various substituents A and R¹⁻³³ are as defined above in the Summary of the Invention, X is halo and Y is O, N or S. One of ordinary skill in the art could easily ascertain which choices for each substituent are possible for the reaction conditions of each Scheme. Moreover, the substituents are selected from components as indicated in the specification heretofore, and may be attached to starting materials, intermediates, and/or final products according to schemes known to those of ordinary skill in the art.

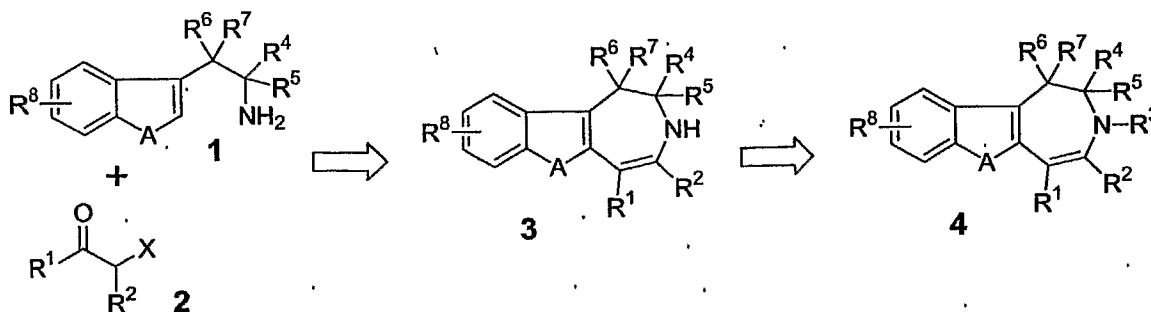
Also it will be apparent that many of the products could exist as one or more isomers, that is *E/Z* isomers, enantiomers and/or diastereomers.

980049.403PC / 16767.27052003

Scheme 1 depicts the synthesis of compounds of formula I. In general, heteroar-3-yl-2-ethylamines (1) are condensed with haloketones (2) (or haloaldehydes) and undergo subsequent rearrangement to give azepines (3), which then can react with electrophiles to afford products (4) of formula I. In particular, heteroar-3-yl-2-ethylamines 1 (R^4 - R^8 as above) consist of optionally substituted tryptamines ($A = \text{NR}^9$), benzofuran-3-yl ($A = \text{O}$) and benzo[b]thiophene-3-yl-2-ethylamines ($A = \text{S}$). By example, a haloketone 2 can be chloro- or bromopyruvate ($R^1 = \text{CO}_2\text{R}$ and $R^2 = \text{H}$) and the electrophiles can be acyl or sulfonyl chlorides, chloroformates, isocyanates or isothiocyanates ($R^3 = \text{COR}$, SO_2R , CO_2R , CONRR' and CSNRR' , respectively).

10

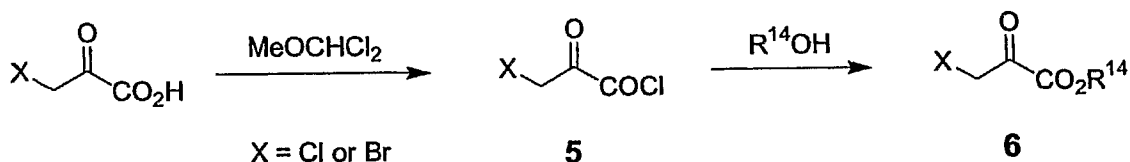
SCHEME 1



15

Many haloketones 2 (e.g. R^1 and R^2 = alkyl or aryl) are commercially available and can be prepared readily via common literature procedures. In addition, as depicted in Scheme 2, various 3-halopyruvates (6, $R^2 = \text{H}$) can be prepared by esterification of the corresponding alcohols ($R^1\text{OH}$) with 3-halopyruvic chloride (5) (Teague, *et al*, *Bioorg. & Med. Chem. Lett.* **1995**, 5, 2341-2346).

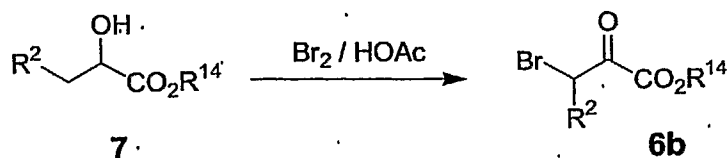
SCHEME 2



20

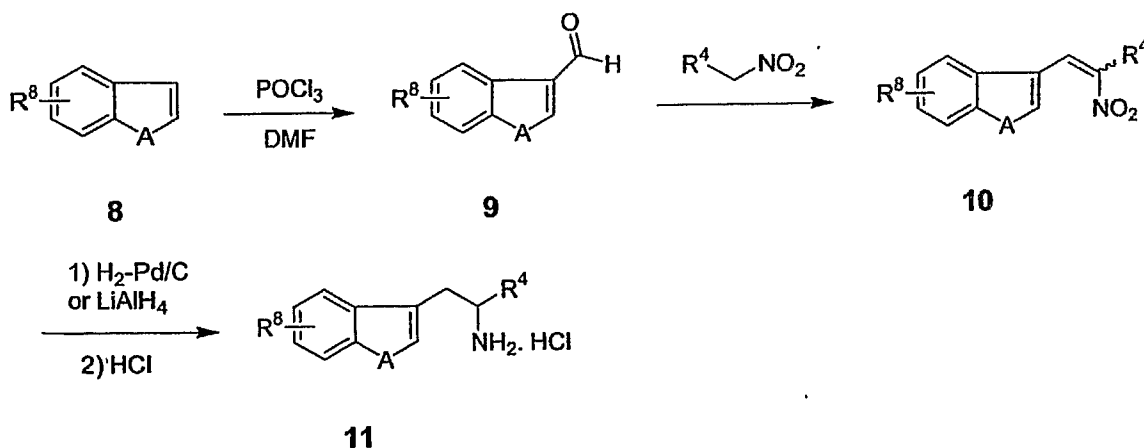
As depicted in Scheme 3, higher 3-halopyruvates 6b (e.g. R^2 = alkyl) can be synthesized *via* oxidative bromination of α -hydroxyesters (7) (*Heterocycles* **1991**, 32, 693). While the non-hydrogen R^2 substituent can be incorporated into the final azepine products of formula I (e.g. 4), the following Schemes will feature examples that have been simplified by omission of R^2 .

SCHEME 3



- Some substituted tryptamines (**11**, $\text{A} = \text{NR}^9$) are commercially available, though many can be prepared from indoles (**8**, $\text{A} = \text{NR}^9$) as depicted in Scheme 4. For example, indoles **8** can be formylated to give aldehydes (**9**, $\text{A} = \text{NR}^9$) (Mor *et al. J. Med. Chem.* **1998**, *41*, 3831-3844). These 3-formylindoles **9** can undergo a Henry reaction (Rosini *Comp. Org. Syn.* **1991**, *2*, 321-340) with 1-nitroalkanes to afford nitroalkenes (**10**, $\text{A} = \text{NR}^9$), which can be reduced (i.e., catalytic hydrogenation or lithium aluminum hydride) and then treated with HCl to yield tryptamine hydrochlorides **11**. Likewise, other substituted heteroar-3-yl-2-ethylamines **11** ($\text{A} = \text{O}$ or S) can be synthesized from their corresponding heterocycle **8**, i.e. benzofurans and benzothiophenes. A variety of indoles also can be prepared *via* Fischer indole synthesis (Smith & March, *March's Advanced Organic Chemistry*, 5th Ed., John Wiley and Sons:NY, **2001**, pp1453-24).

SCHEME 4

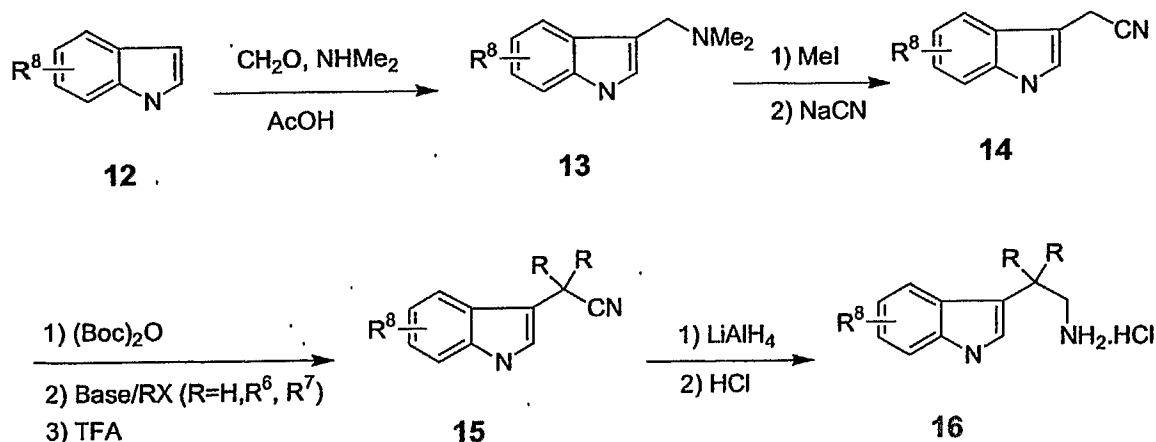


- As depicted in Scheme 5, other substituted tryptamines (**16**) also can be prepared. Protection of 3-indolylacetonitriles (**14**), for example, with Boc (*tert*-butoxycarbonyl) followed by mono- or dialkylation, and then deprotection can yield substituted 3-indolylacetonitriles (**15**). Reduction of **15**, e.g. with lithium aluminum hydride, followed by treatment with HCl affords tryptamine hydrochlorides **16**. Thus,

2412
 980049, 403PC, 15767, 27952703

- for example, monoalkyl species **15** (e.g. $R_2 = H, R^6$) can be prepared by addition of 1 equiv of alkyl halide. Gem-dialkyl species **15** ($R = R^6 = R^7$) can be prepared from 2 equiv of alkyl halide and hetero-dialkyl species **15** ($R_2 = R^6, R^7$) can be prepared upon sequential addition of 1 equiv each of two alkyl halides. Intermediates **14** can be prepared readily from gramines (**13**), which are either commercially available or synthesized from indoles (**12**) (Brown and Carrison, *J. Chem. Chem. Soc.* **1955**, 77, 3839-3842). In general, gramines (**13**) can be treated with methyl iodide to form a quaternary ammonium salt, which can be displaced with cyanide to give 3-indolylacetonitriles **14**. Benzofuran-3-yl and benzo[b]thiophene-3-yl ethylamines **7** (A = O and S) can be prepared using similar methods, in which protection and deprotection steps are not required.

SCHEME 5

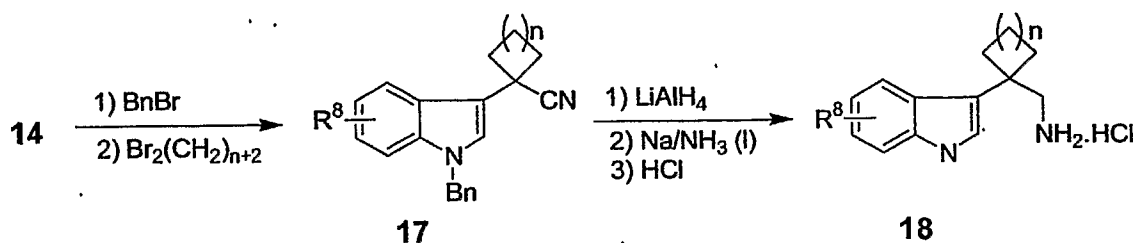


15

- Preparation of spirocyclic analogs (**18**) of tryptamine also can be achieved as depicted in Scheme 6. For example, intermediate **14** can be protected with benzyl bromide followed by alkylation with an alkyl dihalide, e.g. 1,4-dibromobutane, to afford the corresponding intermediate (**17**, $n = 2$). Subsequently **17** can be reduced, deprotected (e.g. with sodium metal in liquid ammonia) and treated with HCl to yield the spiro-substituted tryptamine hydrochloride **18**.

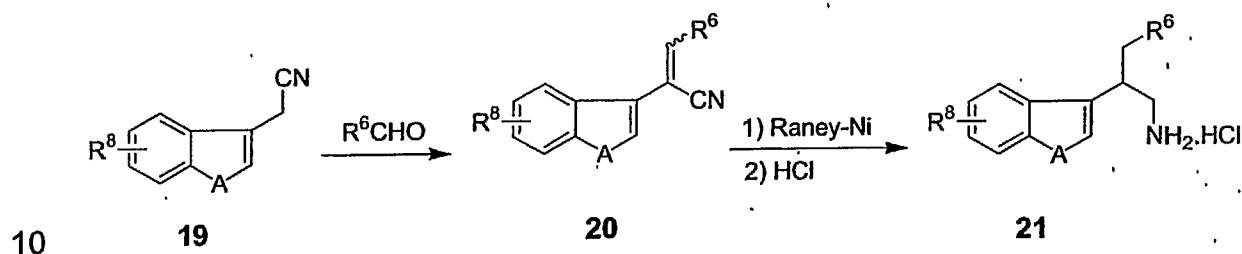
980049.403PC 16757 27252003

SCHEME 6



- As depicted in Scheme 7, substituted tryptamines (**21**, A = NR⁹) can also be prepared by Knoevenagel condensation of 3-indolylacetonitrile (**19**, A = NR⁹) with an aldehyde to afford acrylonitriles (**20**, A = NR⁹). Subsequent reduction, e.g. Raney nickel, and treatment with HCl can yield tryptamine hydrochlorides **21**. Analogous benzofuran-3-yl and benzo[b]thiophene-3-yl ethylamines **21** (A = O and S) also can be prepared using similar methods.

SCHEME 7

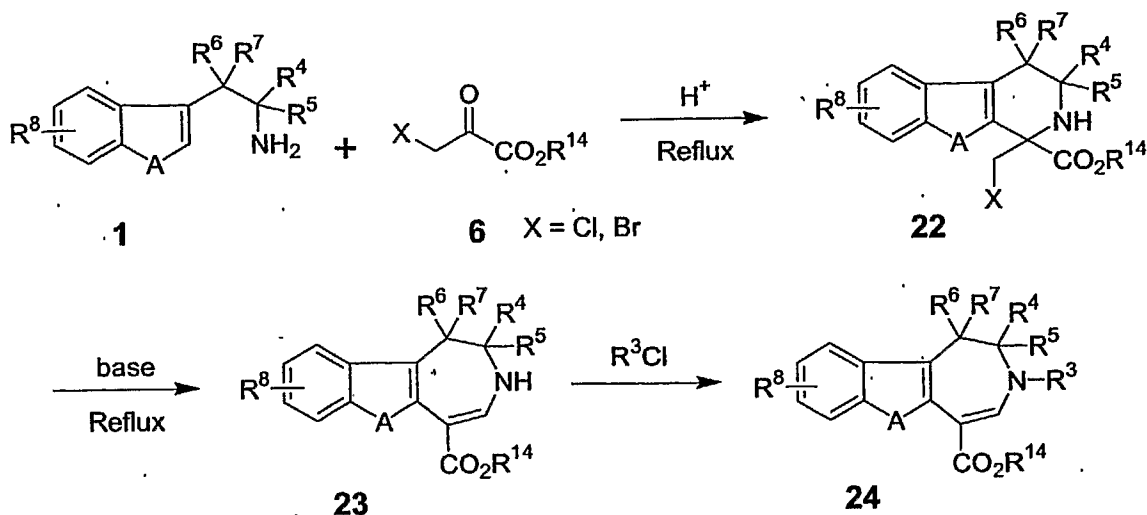


- As depicted in Scheme 8, the azepine ring found in compounds of formula I (e.g. **23**) can be achieved by a Pictet-Spengler reaction and a subsequent rearrangement. Thus, for example, tryptamines **1** (A = NR⁹) can react with a ketone such as 3-halopyruvates **6** to afford β -carboline intermediates (**22**), which are then heated under basic conditions, i.e. with TEA or in pyridine, to give azepines (**23**) (Kuehne *et al.* (1985) *J. Org. Chem.* 50:919-924). Subsequent treatment of **23** with electrophiles, i.e. acyl or sulfonyl chlorides, isocyanates and chloroformates, in the presence of a base, e.g. TEA, affords final products **24**. These intermediates **23** and products **24** can be further derivatized to yield additional compounds of formula I, as described in subsequent Schemes. In addition, azepino[4,5-*b*]benzofurans (**24**, A = O) and azepino[4,5-*b*]benzothiophenes (**24**, A = S) can be prepared in a similar manner from the respective heteroar-3-yl-2-ethylamines **1** (A = O and S).

2412

P 9800491403PC / 16767, 27052003

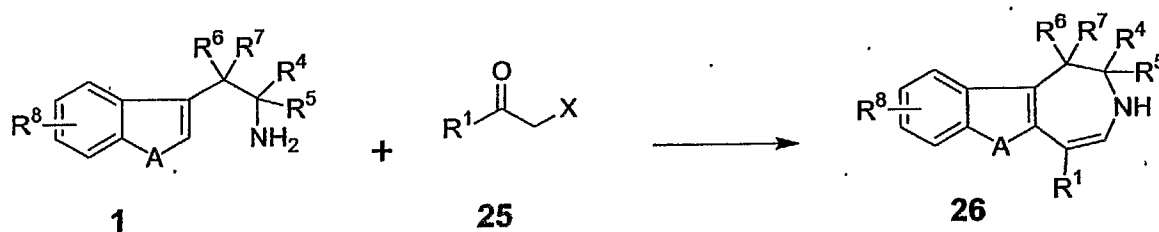
SCHEME 8



Likewise other haloketones **25** (e.g. $R^1 = \text{alkyl or aryl}$) can undergo a similar reaction sequence to afford the corresponding azepines (**26**), as depicted in

5 Scheme 9.

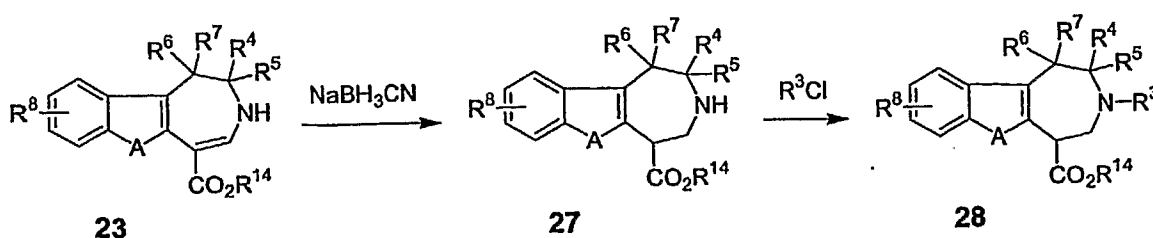
SCHEME 9



As depicted in Scheme 10, hexahydroazepino compounds (**27**) can be synthesized by reduction of azepines **23**. For example, tetrahydroazepino[4,5-*b*]indoles **23** ($A = NR^9$) can be reduced with $NaBH_3CN$ to give hexahydroazepino[4,5-*b*]indoles **27** (Kuehne *et al.* (1985) *J. Org. Chem.* 50:919-924), which can be treated with an electrophile, e.g. acyl chloride, to afford the corresponding azepine product (**28**).

15

SCHEME 10



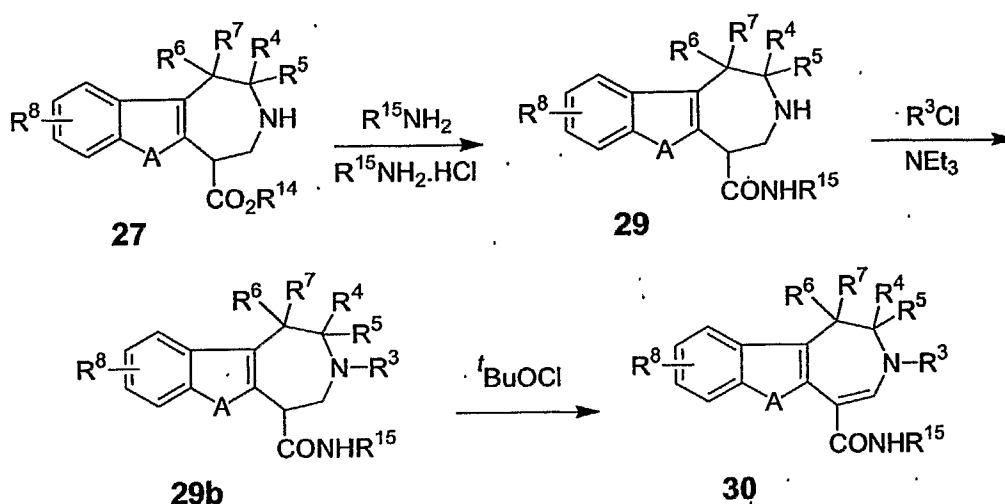
AMENDED SHEET

2712

980049.403PC / 16767 / 24452003

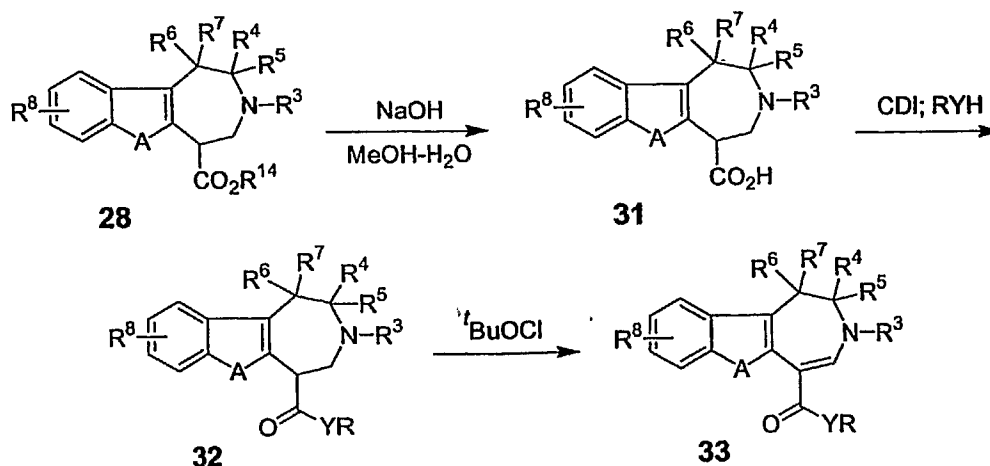
As depicted in Scheme 11, 5-esters **27** can be converted to 5-amides (**30**) via a multi-step reaction sequence. Azepine **27** can be treated with various amines to give the corresponding amides (**29**), which can then be reacted with an electrophile, e.g. an acyl chloride to afford the corresponding amide (**29b**). Oxidation of **29b** with *tert*-butyl hypochlorite (Kuehne *et al.* (1985) *J. Org. Chem.* 50:919-924) then can yield the azepine product (**30**).

SCHEME 11



A more general approach for modification of the 5-ester group is depicted in Scheme 12. Azepine **28** can be saponified to give the respective acid (**31**). A nucleophile RYH (i.e. alcohols, phenols, amines, thiols) can be coupled with **31**, e.g. using carbonyldiimidazole (CDI), followed by oxidation with *tert*-butyl hypochlorite to yield azepine (**33**).

SCHEME 12



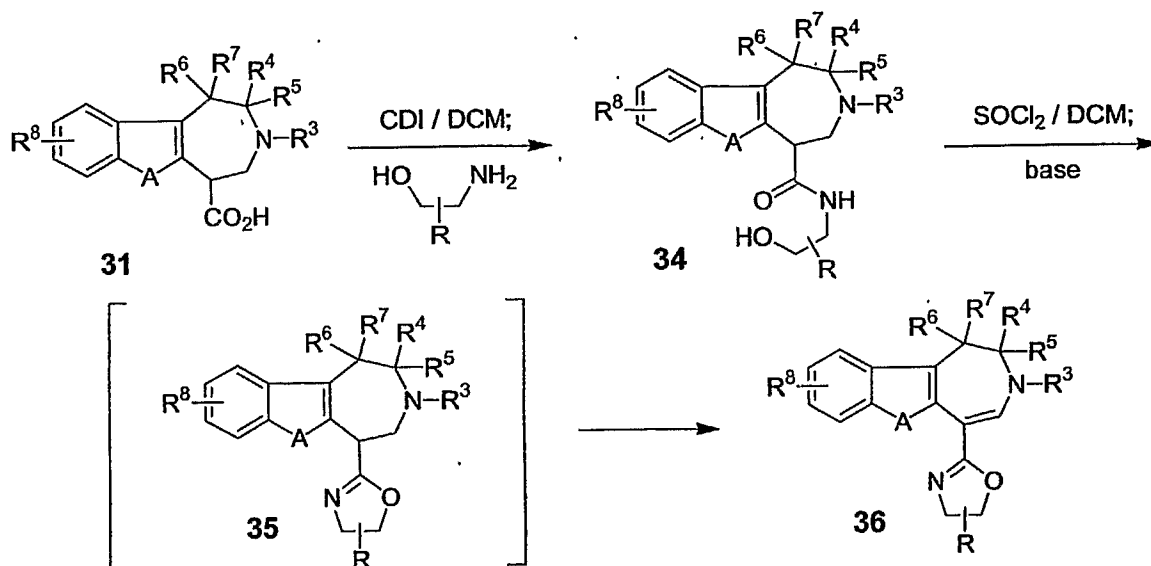
24/2

980049.403PC 16767 27062003

Heterocyclyl groups can be introduced at 5-position from acid **31**. For example, as depicted in Scheme 13, oxazolines are prepared by formation of amides (**34**) from respective aminoalcohols and acid **31**. The resulting amides **34** then can be cyclized, e.g. *via* treatment with thionyl chloride followed by strong base, to afford the corresponding heterocycle (**36**). Halogenation and subsequent dehydrohalogenation of intermediate (**35**) (not isolated) can occur under the reaction conditions. Similar reactions can be envisaged for other heterocycles, i.e. imidazolines and thiazolines. Also further oxidation would afford the corresponding heteroaromatic product, e.g. oxazole.

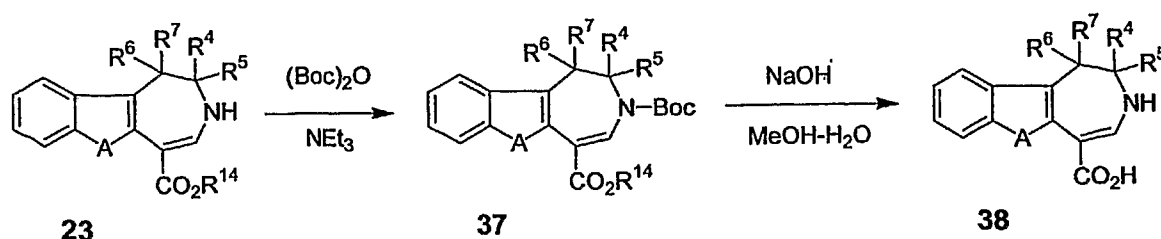
10

SCHEME 13



The 5-ester group of **23** can be hydrolyzed to give 5-carboxylic acid (**38**). However, direct hydrolysis affords **38** in low yield. Accordingly, as depicted in Scheme 14, azepine **23** was transformed into the 3-Boc-protected compound (**37**), which can be hydrolyzed under the standard basic conditions with Boc elimination to afford acid **38**.

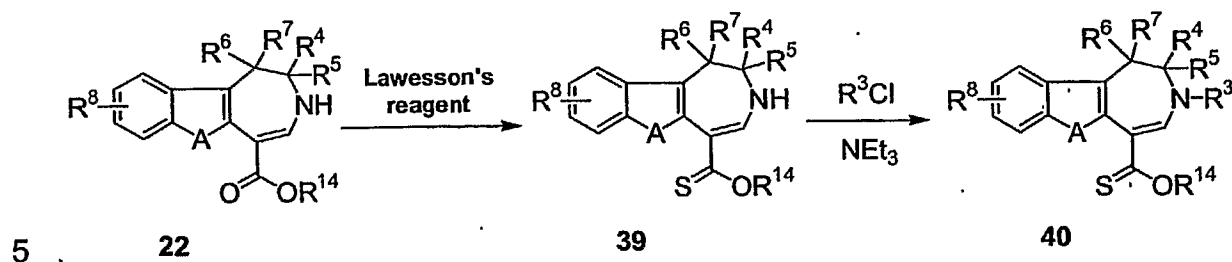
SCHEME 14



20

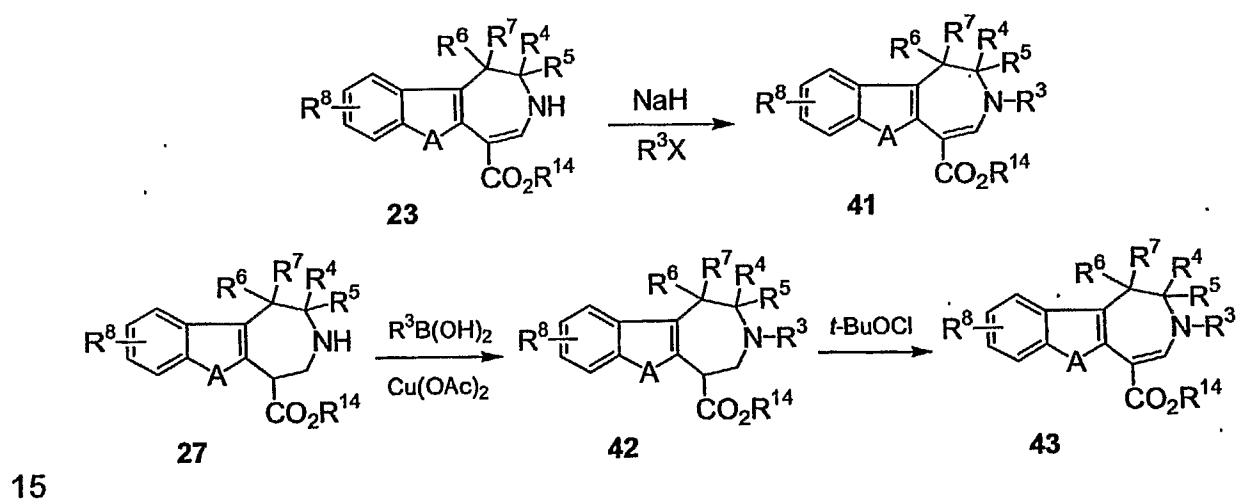
As depicted in Scheme 15, azepine **23** can be treated with Lawesson's reagent (Curphey, *et al*, *J. Org. Chem.* **2002**, 67, 6461-6473) to afford O-alkyl thioester (**39**), which can be, for example, acylated to yield the azepine product (**40**).

SCHEME 15



Scheme 16 depicts the incorporation of 3-alkyl/aryl groups. For example, azepine **23** can be treated with a base, e.g. NaH, and then an alkyl halide (R^3X) to yield a 3-alkyl azepine (**41**). An aryl or heteroaryl group (R^3) can be introduced *via* coupling of **27** with boronic acids (Lam, *et al*, *Tetrahedron Lett.* **2001**, 42, 3415-3418), followed by oxidation of intermediate (**42**) to give the corresponding azepine product (**43**).

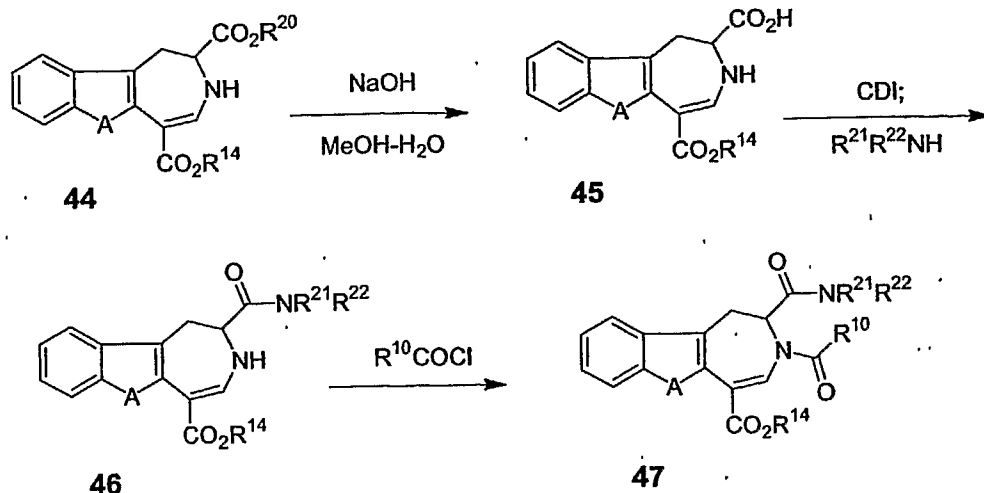
'SCHEME 16



Derivatization of 2-substituted azepines (**44**) is depicted in Scheme 17. Diester (**44**) can be partially hydrolyzed to give acid (**45**), which can be transformed into amides (**46**), e.g. using CDI. Intermediates **46** can be further substituted upon addition of an electrophile, e.g. acyl chloride, to give the corresponding diamides (**47**).

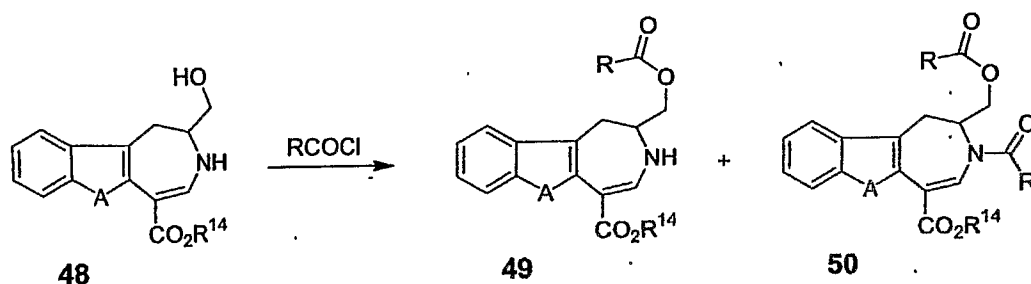
2412
 980049.403PC / 15767, 2412003

SCHEME 17



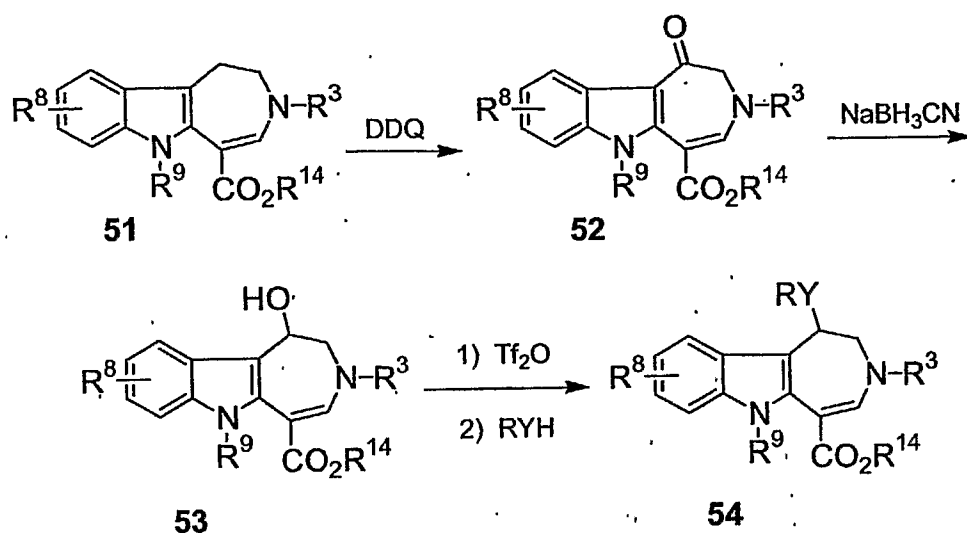
As depicted in Scheme 18, alcohol (**48**) can be derivatized by addition of an electrophile (i.e. acyl chloride, chloroformate or isocyanate). For example, **48** can be esterified in the presence of base to yield diester (**49**), though a mixture containing diester-amide (**50**) may result.

SCHEME 18



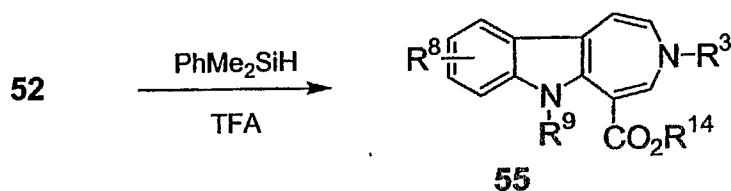
As depicted in Scheme 19, 1-oxoazepines (**52**) can be employed as key intermediates for introduction of other functional groups. For example, azepine (**51**) can be oxidized, e.g. with DDQ, to yield 1-oxoazepine **52**, which can be reduced to give the corresponding alcohol (**53**). Treatment of **53** with trifluoromethanesulfonic anhydride followed by addition of nucleophiles RYH (alcohols, thiols, amines, hydroxylamines and hydrazines) can yield the corresponding azepine products (**54**).

SCHEME 19



As depicted in Scheme 20, 1-oxoazepine **52** can be converted, e.g. with dimethylphenylsilane in TFA, to the corresponding azepine (**55**).

SCHEME 20

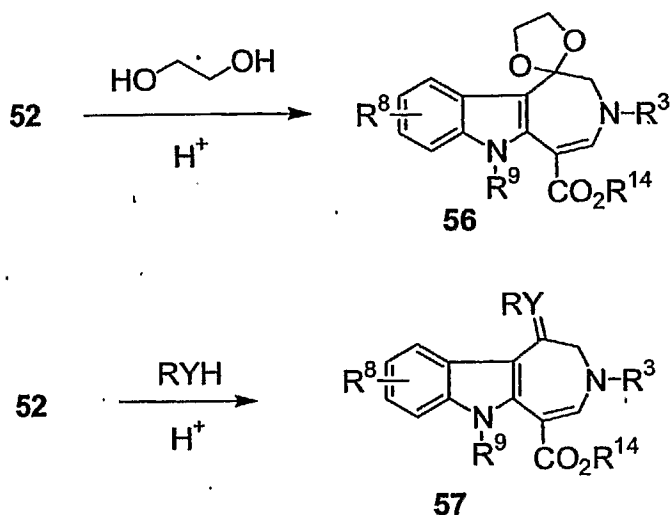


Likewise, as depicted in Scheme 21, 1-oxoazepine **52** can be treated with ethylene glycol under acid-catalysis to form cyclic acetal (**56**). Also **52** can be treated with amines, hydroxylamines and hydrazines to give imines (**57**, $YR = NR^{15}$), oximes (**57**, $YR = NOR^{14}$) and hydrazones (**57**, $YR = NNR^{15}R^{16}$), respectively. Furthermore **52** can undergo a Wittig or Horner-Wadsworth-Emmons reaction (Maercker (1965) *Org. React.* 14:270-490; Wadsworth, Jr. (1977) *Org. React.* 25:73-253) to yield exocyclic alkylidenes (**57**, e.g. $YR = CRR'$).

2412

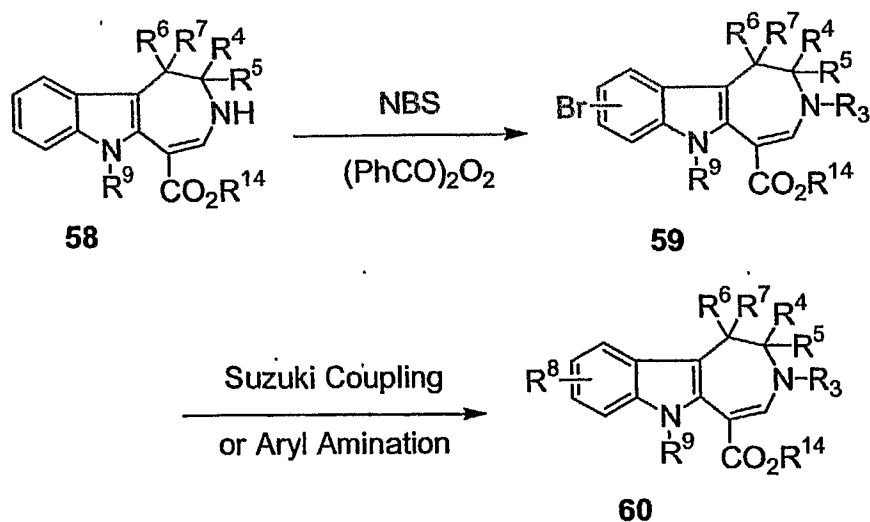
P 980049.403PC / 16767, 24452003

SCHEME 21



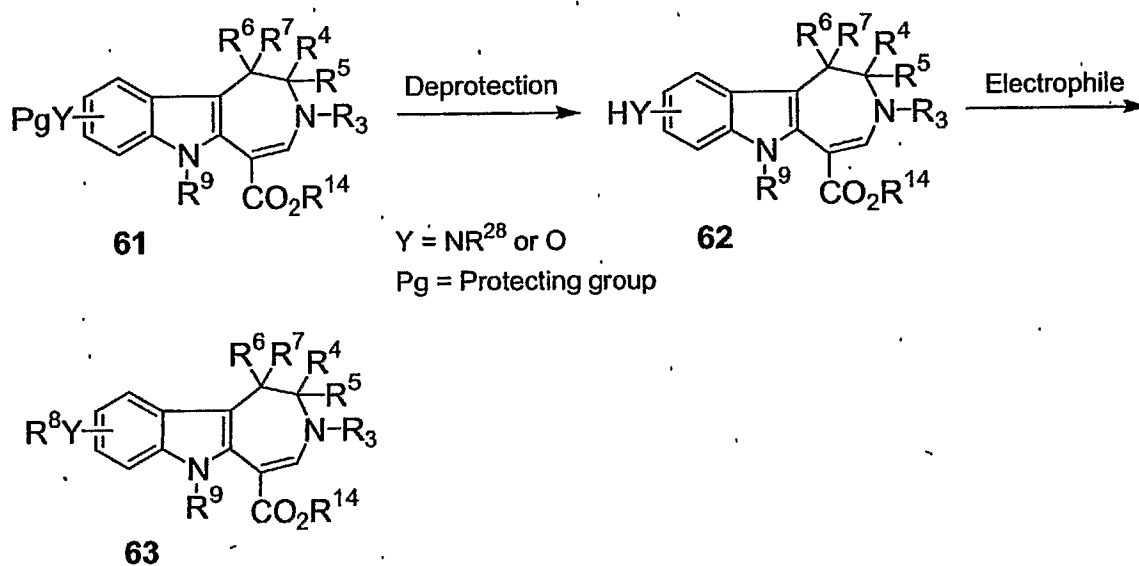
- As depicted in Scheme 22, substituents on the indole ring can be introduced, i.e. *via* Suzuki cross-coupling and aryl amination reactions from the corresponding aryl bromides (59). Bromo-substituted indoles 59 can be prepared *via* direct bromination of indoles (58) with NBS or from commercially available tryptamine. These intermediates 59 can be used in Suzuki cross-coupling reactions (Miyaura, *et al*, *Chem. Rev.* **1995**, 956, 2457-2483) with boronic acids to afford, for example, aryl-substituted products (60, $\text{R}^8 = \text{aryl}$) and in aryl amination reactions (Wolfe, *et al*, *J. Org. Chem.* **2000**, 65, 1144-1157) to afford amino-substituted products (60, $\text{R}^8 = \text{NR}^{28}\text{R}^{29}$).

SCHEME 22



As depicted in Scheme 23, other transformations of functional groups can be achieved, for example, on the indole ring of azepine (**61**). Protective groups, such as alkyl and aryl groups, on oxygen, sulfur or nitrogen containing substituents of azepine **61** can be removed under suitable conditions to yield azepine (**62**). Treatment of **62** with electrophiles, such as carbamoyl chlorides, can yield the corresponding azepines (**63**), for which the substituent R^8 is $C(O)NR^{32}R^{33}$ in this representative example.

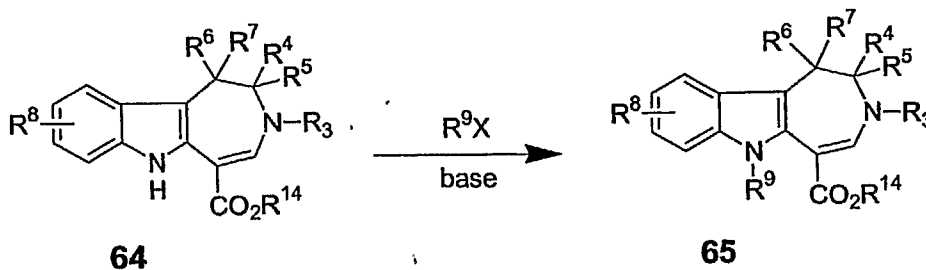
SCHEME 23



10

As depicted in Scheme 24, substituents at 6N-position of azepine (**64**) can be introduced, for example, *via* alkylation with a base and alkyl halide, to give the corresponding azepine (**65**).

SCHEME 24



15

As depicted in Scheme 25, compounds of formula II (e.g. **67**) also can be prepared from heteroar-3-yl-2-ethylamines **1**. For example, tryptamines **1** ($A = NR^9$)

5

1



67

15

25

The compositions contain one or more compounds provided herein. The compounds are preferably formulated into suitable pharmaceutical preparations such as solutions, suspensions, tablets, dispersible tablets, pills, capsules, powders, sustained release formulations or elixirs, for oral administration or in sterile solutions or suspensions for parenteral administration, as well as transdermal patch preparation and dry powder inhalers. Typically the compounds described above are formulated into pharmaceutical compositions using techniques and procedures well known in the art (see, e.g., Ansel *Introduction to Pharmaceutical Dosage Forms, Fourth Edition* 1985, 126).

10 In the compositions, effective concentrations of one or more compounds or pharmaceutically acceptable derivatives is (are) mixed with a suitable pharmaceutical carrier or vehicle. The compounds may be derivatized as the corresponding salts, esters, enol ethers or esters, acids, bases, solvates, hydrates or prodrugs prior to formulation, as described above. The concentrations of the

15 compounds in the compositions are effective for delivery of an amount, upon administration, that treats, prevents, or ameliorates one or more of the symptoms of diseases or disorders associated with nuclear receptor activity or in which nuclear receptor activity is implicated. Such diseases or disorders include, but are not limited to, hypercholesterolemia, hyperlipoproteinemia, hypertriglyceridemia, lipodystrophy,

20 hyperglycemia, diabetes mellitus, dyslipidemia, atherosclerotic disease events, gallstone disease, acne vulgaris, acneiform skin conditions, type II diabetes, Parkinson's disease, cancer, Alzheimer's disease, inflammation, immunological disorders, lipid disorders, obesity, conditions characterized by a perturbed epidermal barrier function, hyperlipidemia, cholestasis, peripheral occlusive disease, ischemic

25 stroke, conditions of disturbed differentiation or excess proliferation of the epidermis or mucous membrane, and cardiovascular disorders.

Typically, the compositions are formulated for single dosage administration. To formulate a composition, the weight fraction of compound is dissolved, suspended, dispersed or otherwise mixed in a selected vehicle at an

30 effective concentration such that the treated condition is relieved or ameliorated. Pharmaceutical carriers or vehicles suitable for administration of the compounds provided herein include any such carriers known to those skilled in the art to be suitable for the particular mode of administration.

In addition, the compounds may be formulated as the sole

35 pharmaceutically active ingredient in the composition or may be combined with other

24/2

P 980049.403PC 1.6757 22052003

active ingredients. Liposomal suspensions, including tissue-targeted liposomes, such as tumor-targeted liposomes, may also be suitable as pharmaceutically acceptable carriers. These may be prepared according to methods known to those skilled in the art. For example, liposome formulations may be prepared as described in U.S. Patent

5 No. 4,522,811. Briefly, liposomes such as multilamellar vesicles (MLV's) may be formed by drying down egg phosphatidyl choline and brain phosphatidyl serine (7:3 molar ratio) on the inside of a flask. A solution of a compound provided herein in phosphate buffered saline lacking divalent cations (PBS) is added and the flask shaken until the lipid film is dispersed. The resulting vesicles are washed to remove

10 unencapsulated compound, pelleted by centrifugation, and then resuspended in PBS.

The active compound is included in the pharmaceutically acceptable carrier in an amount sufficient to exert a therapeutically useful effect in the absence of undesirable side effects on the patient treated. The therapeutically effective concentration may be determined empirically by testing the compounds in *in vitro* and

15 *in vivo* systems described herein and in International Patent Application Publication Nos. 99/27365 and 00/25134 and then extrapolated therefrom for dosages for humans.

The concentration of active compound in the pharmaceutical composition will depend on absorption, inactivation and excretion rates of the active compound, the physicochemical characteristics of the compound, the dosage

20 schedule, and amount administered as well as other factors known to those of skill in the art. For example, the amount that is delivered is sufficient to ameliorate one or more of the symptoms of diseases or disorders associated with nuclear receptor activity or in which nuclear receptor activity is implicated, as described herein.

Typically a therapeutically effective dosage should produce a serum

25 concentration of active ingredient of from about 0.1 ng/ml to about 50-100 µg/ml. The pharmaceutical compositions typically should provide a dosage of from about 0.001 mg to about 2000 mg of compound per kilogram of body weight per day. Pharmaceutical dosage unit forms are prepared to provide from about 1 mg to about 1000 mg and preferably from about 10 to about 500 mg of the essential active ingredient or a

30 combination of essential ingredients per dosage unit form.

The active ingredient may be administered at once, or may be divided into a number of smaller doses to be administered at intervals of time. It is understood that the precise dosage and duration of treatment is a function of the disease being treated and may be determined empirically using known testing protocols or by

35 extrapolation from *in vivo* or *in vitro* test data. It is to be noted that concentrations and

2412
980049 403PC 315763 3357003

dosage values may also vary with the severity of the condition to be alleviated. It is to be further understood that for any particular subject, specific dosage regimens should be adjusted over time according to the individual need and the professional judgment of the person administering or supervising the administration of the compositions, and
5 that the concentration ranges set forth herein are exemplary only and are not intended to limit the scope or practice of the claimed compositions.

Pharmaceutically acceptable derivatives include acids, bases, enol
ethers and esters, salts, esters, hydrates, solvates and prodrug forms. The derivative
is selected such that its pharmacokinetic properties are superior to the corresponding
10 neutral compound.

Thus, effective concentrations or amounts of one or more of the
compounds described herein or pharmaceutically acceptable derivatives thereof are
mixed with a suitable pharmaceutical carrier or vehicle for systemic, topical or local
administration to form pharmaceutical compositions. Compounds are included in an
15 amount effective for ameliorating one or more symptoms of, or for treating or
preventing diseases or disorders associated with nuclear receptor activity or in which
nuclear receptor activity is implicated, as described herein. The concentration of active
compound in the composition will depend on absorption, inactivation, excretion rates of
the active compound, the dosage schedule, amount administered, particular
20 formulation as well as other factors known to those of skill in the art. The compositions
are intended to be administered by a suitable route, including orally, parenterally,
rectally, topically and locally. For oral administration, capsules and tablets are
presently preferred. The compositions are in liquid, semi-liquid or solid form and are
formulated in a manner suitable for each route of administration. Preferred modes of
25 administration include parenteral and oral modes of administration. Oral administration
is presently most preferred.

Solutions or suspensions used for parenteral, intradermal,
subcutaneous, or topical application can include any of the following components: a
sterile diluent, such as water for injection, saline solution, fixed oil, polyethylene glycol,
30 glycerine, propylene glycol or other synthetic solvent; antimicrobial agents, such as
benzyl alcohol and methyl parabens; antioxidants, such as ascorbic acid and sodium
bisulfite; chelating agents, such as ethylenediaminetetraacetic acid (EDTA); buffers,
such as acetates, citrates and phosphates; and agents for the adjustment of tonicity
such as sodium chloride or dextrose. Parenteral preparations can be enclosed in
35 ampoules, disposable syringes or single or multiple dose vials made of glass, plastic or

other suitable material.

In instances in which the compounds exhibit insufficient solubility, methods for solubilizing compounds may be used. Such methods are known to those of skill in this art, and include, but are not limited to, using co-solvents, such as

5 dimethylsulfoxide (DMSO), using surfactants, such as TWEEN®, or dissolution in aqueous sodium bicarbonate. Derivatives of the compounds, such as prodrugs of the compounds may also be used in formulating effective pharmaceutical compositions.

Upon mixing or addition of the compound(s), the resulting mixture may be a solution, suspension, emulsion or the like. The form of the resulting mixture

10 depends upon a number of factors, including the intended mode of administration and the solubility of the compound in the selected carrier or vehicle. The effective concentration is sufficient for ameliorating the symptoms of the disease, disorder or condition treated and may be empirically determined.

The pharmaceutical compositions are provided for administration to

15 humans and animals in unit dosage forms, such as tablets, capsules, pills, powders, granules, sterile parenteral solutions or suspensions, and oral solutions or suspensions, and oil-water emulsions containing suitable quantities of the compounds or pharmaceutically acceptable derivatives thereof. The pharmaceutically

therapeutically active compounds and derivatives thereof are typically formulated and

20 administered in unit-dosage forms or multiple-dosage forms. Unit-dose forms as used herein refers to physically discrete units suitable for human and animal subjects and packaged individually as is known in the art. Each unit-dose contains a predetermined quantity of the therapeutically active compound sufficient to produce the desired

therapeutic effect, in association with the required pharmaceutical carrier, vehicle or

25 diluent. Examples of unit-dose forms include ampoules and syringes and individually packaged tablets or capsules. Unit-dose forms may be administered in fractions or multiples thereof. A multiple-dose form is a plurality of identical unit-dosage forms packaged in a single container to be administered in segregated unit-dose form.

Examples of multiple-dose forms include vials, bottles of tablets or capsules or bottles

30 of pints or gallons. Hence, multiple dose form is a multiple of unit-doses which are not segregated in packaging.

The composition can contain along with the active ingredient: a diluent such as lactose, sucrose, dicalcium phosphate, or carboxymethylcellulose; a lubricant, such as magnesium stearate, calcium stearate and talc; and a binder such as starch,

35 natural gums, such as gum acacia gelatin, glucose, molasses, polyvinylpyrrolidone,

The active compounds or pharmaceutically acceptable derivatives may be prepared with carriers that protect the compound against rapid elimination from the body, such as time release formulations or coatings. The compositions may include other active compounds to obtain desired combinations of properties. The compounds
35 provided herein, or pharmaceutically acceptable derivatives thereof as described

2412
P 980049.403PC / 15753 2545013

herein, may also be advantageously administered for therapeutic or prophylactic purposes together with another pharmacological agent known in the general art to be of value in treating one or more of the diseases or medical conditions referred to hereinabove, such as diseases or disorders associated with nuclear receptor activity or

5 in which nuclear receptor activity is implicated. It is to be understood that such combination therapy constitutes a further aspect of the compositions and methods of treatment provided herein.

1. Compositions for oral administration

Oral pharmaceutical dosage forms are either solid, gel or liquid. The

10 solid dosage forms are tablets, capsules, granules, and bulk powders. Types of oral tablets include compressed, chewable lozenges and tablets which may be enteric-coated, sugar-coated or film-coated. Capsules may be hard or soft gelatin capsules, while granules and powders may be provided in non-effervescent or effervescent form with the combination of other ingredients known to those skilled in

15 the art.

In certain embodiments, the formulations are solid dosage forms, preferably capsules or tablets. The tablets, pills, capsules, troches and the like can contain any of the following ingredients, or compounds of a similar nature: a binder; a diluent; a disintegrating agent; a lubricant; a glidant; a sweetening agent; and a

20 flavoring agent.

Examples of binders include microcrystalline cellulose, gum tragacanth, glucose solution, acacia mucilage, gelatin solution, sucrose and starch paste. Lubricants include talc, starch, magnesium or calcium stearate, lycopodium and stearic acid. Diluents include, for example, lactose, sucrose, starch, kaolin, salt, mannitol and

25 dicalcium phosphate. Glidants include, but are not limited to, colloidal silicon dioxide. Disintegrating agents include crosscarmellose sodium, sodium starch glycolate, alginic acid, corn starch, potato starch, bentonite, methylcellulose, agar and carboxymethylcellulose. Coloring agents include, for example, any of the approved certified water soluble FD and C dyes, mixtures thereof; and water insoluble FD and C

30 dyes suspended on alumina hydrate. Sweetening agents include sucrose, lactose, mannitol and artificial sweetening agents such as saccharin, and any number of spray dried flavors. Flavoring agents include natural flavors extracted from plants such as fruits and synthetic blends of compounds which produce a pleasant sensation, such as, but not limited to peppermint and methyl salicylate. Wetting agents include

2412
980049 403PC 15763 23430013

propylene glycol monostearate, sorbitan monooleate, diethylene glycol monolaurate and polyoxyethylene laural ether. Emetic-coatings include fatty acids, fats, waxes, shellac, ammoniated shellac and cellulose acetate phthalates. Film coatings include hydroxyethylcellulose, sodium carboxymethylcellulose, polyethylene glycol 4000 and
5 cellulose acetate phthalate.

If oral administration is desired, the compound could be provided in a composition that protects it from the acidic environment of the stomach. For example, the composition can be formulated in an enteric coating that maintains its integrity in the stomach and releases the active compound in the intestine. The composition may
10 also be formulated in combination with an antacid or other such ingredient.

When the dosage unit form is a capsule, it can contain, in addition to material of the above type, a liquid carrier such as a fatty oil. In addition, dosage unit forms can contain various other materials which modify the physical form of the dosage unit, for example, coatings of sugar and other enteric agents. The compounds can
15 also be administered as a component of an elixir, suspension, syrup, wafer, sprinkle, chewing gum or the like. A syrup may contain, in addition to the active compounds, sucrose as a sweetening agent and certain preservatives, dyes and colorings and flavors.

The active materials can also be mixed with other active materials which
20 do not impair the desired action, or with materials that supplement the desired action, such as antacids, H₂ blockers, and diuretics. The active ingredient is a compound or pharmaceutically acceptable derivative thereof as described herein. Higher concentrations, up to about 98% by weight of the active ingredient may be included.

Pharmaceutically acceptable carriers included in tablets are binders,
25 lubricants, diluents, disintegrating agents, coloring agents, flavoring agents, and wetting agents. Enteric-coated tablets, because of the enteric-coating, resist the action of stomach acid and dissolve or disintegrate in the neutral or alkaline intestines. Sugar-coated tablets are compressed tablets to which different layers of pharmaceutically acceptable substances are applied. Film-coated tablets are
30 compressed tablets which have been coated with a polymer or other suitable coating. Multiple compressed tablets are compressed tablets made by more than one compression cycle utilizing the pharmaceutically acceptable substances previously mentioned. Coloring agents may also be used in the above dosage forms. Flavoring and sweetening agents are used in compressed tablets, sugar-coated, multiple
35 compressed and chewable tablets. Flavoring and sweetening agents are especially

useful in the formation of chewable tablets and lozenges.

Liquid oral dosage forms include aqueous solutions, emulsions, suspensions, solutions and/or suspensions reconstituted from non-effervescent granules and effervescent preparations reconstituted from effervescent granules.

- 5 Aqueous solutions include, for example, elixirs and syrups. Emulsions are either oil-in-water or water-in-oil.

Elixirs are clear, sweetened, hydroalcoholic preparations.

- 10 Pharmaceutically acceptable carriers used in elixirs include solvents. Syrups are concentrated aqueous solutions of a sugar, for example, sucrose, and may contain a preservative. An emulsion is a two-phase system in which one liquid is dispersed in the form of small globules throughout another liquid. Pharmaceutically acceptable carriers used in emulsions are non-aqueous liquids, emulsifying agents and preservatives. Suspensions use pharmaceutically acceptable suspending agents and preservatives. Pharmaceutically acceptable substances used in non-effervescent granules, to be
15 reconstituted into a liquid oral dosage form, include diluents, sweeteners and wetting agents. Pharmaceutically acceptable substances used in effervescent granules, to be reconstituted into a liquid oral dosage form, include organic acids and a source of carbon dioxide. Coloring and flavoring agents are used in all of the above dosage forms.

- 20 Solvents include glycerin, sorbitol, ethyl alcohol and syrup. Examples of preservatives include glycerin, methyl and propylparaben, benzoic acid, sodium benzoate and alcohol. Examples of non-aqueous liquids utilized in emulsions include mineral oil and cottonseed oil. Examples of emulsifying agents include gelatin, acacia, tragacanth, bentonite, and surfactants such as polyoxyethylene sorbitan monooleate.
25 Suspending agents include sodium carboxymethylcellulose, pectin, tragacanth, Veegum and acacia. Diluents include lactose and sucrose. Sweetening agents include sucrose, syrups, glycerin and artificial sweetening agents such as saccharin. Wetting agents include propylene glycol monostearate, sorbitan monooleate, diethylene glycol monolaurate and polyoxyethylene lauryl ether. Organic acids include citric and tartaric
30 acid. Sources of carbon dioxide include sodium bicarbonate and sodium carbonate. Coloring agents include any of the approved certified water soluble FD and C dyes, and mixtures thereof. Flavoring agents include natural flavors extracted from plants such fruits, and synthetic blends of compounds which produce a pleasant taste sensation.

- 35 For a solid dosage form, the solution or suspension, in for example

propylene carbonate, vegetable oils or triglycerides, is preferably encapsulated in a gelatin capsule. Such solutions, and the preparation and encapsulation thereof, are disclosed in U.S. Patent Nos. 4,328,245; 4,409,239; and 4,410,545. For a liquid dosage form, the solution, e.g., for example, in a polyethylene glycol, may be diluted
5 with a sufficient quantity of a pharmaceutically acceptable liquid carrier, e.g., water, to be easily measured for administration.

Alternatively, liquid or semi-solid oral formulations may be prepared by dissolving or dispersing the active compound or salt in vegetable oils, glycols, triglycerides, propylene glycol esters (e.g., propylene carbonate) and other such
10 carriers, and encapsulating these solutions or suspensions in hard or soft gelatin capsule shells. Other useful formulations include those set forth in U.S. Patent Nos. Re 28,819 and 4,358,603. Briefly, such formulations include, but are not limited to, those containing a compound provided herein, a dialkylated mono- or poly-alkylene glycol, including, but not limited to, 1,2-dimethoxymethane, diglyme, triglyme,
15 tetraglyme, polyethylene glycol-350-dimethyl ether, polyethylene glycol-550-dimethyl ether, polyethylene glycol-750-dimethyl ether wherein 350, 550 and 750 refer to the approximate average molecular weight of the polyethylene glycol, and one or more antioxidants, such as butylated hydroxytoluene (BHT), butylated hydroxyanisole (BHA), propyl gallate, vitamin E, hydroquinone, hydroxycoumarins, ethanolamine, lecithin,
20 cephalin, ascorbic acid, malic acid, sorbitol, phosphoric acid, thiodipropionic acid and its esters, and dithiocarbamates.

Other formulations include, but are not limited to, aqueous alcoholic solutions including a pharmaceutically acceptable acetal. Alcohols used in these formulations are any pharmaceutically acceptable water-miscible solvents having one
25 or more hydroxyl groups, including, but not limited to, propylene glycol and ethanol. Acetals include, but are not limited to, di(lower alkyl) acetals of lower alkyl aldehydes such as acetaldehyde diethyl acetal.

In all embodiments, tablets and capsules formulations may be coated as known by those of skill in the art in order to modify or sustain dissolution of the active
30 ingredient. Thus, for example, they may be coated with a conventional enterically digestible coating, such as phenylsalicylate, waxes and cellulose acetate phthalate.

2. Injectables, solutions and emulsions

Parenteral administration, generally characterized by injection, either subcutaneously, intramuscularly or intravenously is also contemplated herein.

AMENDED SHEET

2412

980049 403PC 163757 2412003

Injectables can be prepared in conventional forms, either as liquid solutions or suspensions, solid forms suitable for solution or suspension in liquid prior to injection, or as emulsions. Suitable excipients are, for example, water, saline, dextrose, glycerol or ethanol. In addition, if desired, the pharmaceutical compositions to be administered

5 may also contain minor amounts of non-toxic auxiliary substances such as wetting or emulsifying agents, pH buffering agents, stabilizers, solubility enhancers, and other such agents, such as for example, sodium acetate, sorbitan monolaurate, triethanolamine oleate and cyclodextrins.

Implantation of a slow-release or sustained-release system, such that a

10 constant level of dosage is maintained (see, e.g., U.S. Patent No. 3,710,795) is also contemplated herein. Briefly, a compound provided herein is dispersed in a solid inner matrix, e.g., polymethylmethacrylate, polybutylmethacrylate, plasticized or unplasticized polyvinylchloride, plasticized nylon, plasticized polyethyleneterephthalate, natural rubber, polyisoprene, polyisobutylene, polybutadiene, polyethylene, ethylene-

15 vinylacetate copolymers, silicone rubbers, polydimethylsiloxanes, silicone carbonate copolymers, hydrophilic polymers such as hydrogels of esters of acrylic and methacrylic acid, collagen, cross-linked polyvinylalcohol and cross-linked partially hydrolyzed polyvinyl acetate, that is surrounded by an outer polymeric membrane, e.g., polyethylene, polypropylene, ethylene/propylene copolymers, ethylene/ethyl acrylate

20 copolymers, ethylene/vinylacetate copolymers, silicone rubbers, polydimethyl siloxanes, neoprene rubber, chlorinated polyethylene, polyvinylchloride, vinylchloride copolymers with vinyl acetate, vinylidene chloride, ethylene and propylene, ionomer polyethylene terephthalate, butyl rubber epichlorohydrin rubbers, ethylene/vinyl alcohol copolymer, ethylene/vinyl acetate/vinyl alcohol terpolymer, and

25 ethylene/vinyloxyethanol copolymer, that is insoluble in body fluids. The compound diffuses through the outer polymeric membrane in a release rate controlling step. The percentage of active compound contained in such parenteral compositions is highly dependent on the specific nature thereof, as well as the activity of the compound and the needs of the subject.

30 Parenteral administration of the compositions includes intravenous, subcutaneous and intramuscular administrations. Preparations for parenteral administration include sterile solutions ready for injection, sterile dry soluble products, such as lyophilized powders, ready to be combined with a solvent just prior to use, including hypodermic tablets, sterile suspensions ready for injection, sterile dry

35 insoluble products ready to be combined with a vehicle just prior to use and sterile

AMENDED SHEET

emulsions. The solutions may be either aqueous or nonaqueous.

If administered intravenously, suitable carriers include physiological saline or phosphate buffered saline (PBS), and solutions containing thickening and solubilizing agents, such as glucose, polyethylene glycol, and polypropylene glycol and mixtures thereof.

Pharmaceutically acceptable carriers used in parenteral preparations include aqueous vehicles, nonaqueous vehicles, antimicrobial agents, isotonic agents, buffers, antioxidants, local anesthetics, suspending and dispersing agents, emulsifying agents, sequestering or chelating agents and other pharmaceutically acceptable substances.

Examples of aqueous vehicles include Sodium Chloride Injection, Ringers Injection, Isotonic Dextrose Injection, Sterile Water Injection, Dextrose and Lactated Ringers Injection. Nonaqueous parenteral vehicles include fixed oils of vegetable origin, cottonseed oil, corn oil, sesame oil and peanut oil. Antimicrobial agents in bacteriostatic or fungistatic concentrations must be added to parenteral preparations packaged in multiple-dose containers which include phenols or cresols, mercurials, benzyl alcohol, chlorobutanol, methyl and propyl p-hydroxybenzoic acid esters, thimerosal, benzalkonium chloride and benzethonium chloride. Isotonic agents include sodium chloride and dextrose. Buffers include phosphate and citrate.

Antioxidants include sodium bisulfate. Local anesthetics include procaine hydrochloride. Suspending and dispersing agents include sodium carboxymethylcellulose, hydroxypropyl methylcellulose and polyvinylpyrrolidone. Emulsifying agents include Polysorbate 80 (TWEEN® 80). A sequestering or chelating agent of metal ions include EDTA. Pharmaceutical carriers also include ethyl alcohol, polyethylene glycol and propylene glycol for water miscible vehicles and sodium hydroxide, hydrochloric acid, citric acid or lactic acid for pH adjustment.

The concentration of the pharmaceutically active compound is adjusted so that an injection provides an effective amount to produce the desired pharmacological effect. The exact dose depends on the age, weight and condition of the patient or animal as is known in the art.

The unit-dose parenteral preparations are packaged in an ampoule, a vial or a syringe with a needle. All preparations for parenteral administration must be sterile, as is known and practiced in the art.

Illustratively, intravenous or intraarterial infusion of a sterile aqueous solution containing an active compound is an effective mode of administration. Another

2412
980049, 403PC, 16767, 2445003

embodiment is a sterile aqueous or oily solution or suspension containing an active material injected as necessary to produce the desired pharmacological effect.

Injectables are designed for local and systemic administration. Typically a therapeutically effective dosage is formulated to contain a concentration of at least about 0.1% w/w up to about 90% w/w or more, preferably more than 1% w/w of the active compound to the treated tissue(s). The active ingredient may be administered at once, or may be divided into a number of smaller doses to be administered at intervals of time. It is understood that the precise dosage and duration of treatment is a function of the tissue being treated and may be determined empirically using known testing protocols or by extrapolation from *in vivo* or *in vitro* test data. It is to be noted that concentrations and dosage values may also vary with the age of the individual treated. It is to be further understood that for any particular subject, specific dosage regimens should be adjusted over time according to the individual need and the professional judgment of the person administering or supervising the administration of the formulations, and that the concentration ranges set forth herein are exemplary only and are not intended to limit the scope or practice of the claimed formulations.

The compound may be suspended in micronized or other suitable form or may be derivatized to produce a more soluble active product or to produce a prodrug. The form of the resulting mixture depends upon a number of factors, including the intended mode of administration and the solubility of the compound in the selected carrier or vehicle. The effective concentration is sufficient for ameliorating the symptoms of the condition and may be empirically determined.

3. Lyophilized powders

Of interest herein are also lyophilized powders, which can be reconstituted for administration as solutions, emulsions and other mixtures. They may also be reconstituted and formulated as solids or gels.

The sterile, lyophilized powder is prepared by dissolving a compound provided herein, or a pharmaceutically acceptable derivative thereof, in a suitable solvent. The solvent may contain an excipient which improves the stability or other pharmacological component of the powder or reconstituted solution, prepared from the powder. Excipients that may be used include, but are not limited to, dextrose, sorbitol, fructose, corn syrup, xylitol, glycerin, glucose, sucrose or other suitable agent. The solvent may also contain a buffer, such as citrate, sodium or potassium phosphate or other such buffer known to those of skill in the art at, typically, about neutral pH.

AMENDED SHEET

Subsequent sterile filtration of the solution followed by lyophilization under standard conditions known to those of skill in the art provides the desired formulation.

Generally, the resulting solution will be apportioned into vials for lyophilization. Each vial will contain a single dosage (10-1000 mg, preferably 100-500 mg) or multiple dosages of the compound. The lyophilized powder can be stored under appropriate conditions, such as at about 4 °C to room temperature.

Reconstitution of this lyophilized powder with water for injection provides a formulation for use in parenteral administration. For reconstitution, about 1-50 mg, preferably 5-35 mg, more preferably about 9-30 mg of lyophilized powder, is added per mL of sterile water or other suitable carrier. The precise amount depends upon the selected compound. Such amount can be empirically determined.

4. Topical administration

Topical mixtures are prepared as described for the local and systemic administration. The resulting mixture may be a solution, suspension, emulsions or the like and are formulated as creams, gels, ointments, emulsions, solutions, elixirs, lotions, suspensions, tinctures, pastes, foams, aerosols, irrigations, sprays, suppositories, bandages, dermal patches or any other formulations suitable for topical administration.

The compounds or pharmaceutically acceptable derivatives thereof may be formulated as aerosols for topical application, such as by inhalation (see, e.g., U.S. Patent Nos. 4,044,126, 4,414,209, and 4,364,923, which describe aerosols for delivery of a steroid useful for treatment of inflammatory diseases, particularly asthma). These formulations for administration to the respiratory tract can be in the form of an aerosol or solution for a nebulizer, or as a microfine powder for insufflation, alone or in combination with an inert carrier such as lactose. In such a case, the particles of the formulation will typically have diameters of less than 50 microns, preferably less than 10 microns.

The compounds may be formulated for local or topical application, such as for topical application to the skin and mucous membranes, such as in the eye, in the form of gels, creams, and lotions and for application to the eye or for intracisternal or intraspinal application. Topical administration is contemplated for transdermal delivery and also for administration to the eyes or mucosa, or for inhalation therapies. Nasal solutions of the active compound alone or in combination with other pharmaceutically acceptable excipients can also be administered.

AMENDED SHEET

These solutions, particularly those intended for ophthalmic use, may be formulated as 0.01% - 10% isotonic solutions, pH about 5-7, with appropriate salts.

5. Compositions for other routes of administration

Other routes of administration, such as topical application, transdermal patches, and rectal administration are also contemplated herein.

Transdermal patches, including iotophoretic and electrophoretic devices, are well known to those of skill in the art. For example, such patches are disclosed in U.S. Patent Nos. 6,267,983, 6,261,595, 6,256,533, 6,167,301, 6,024,975, 6,010,715, 5,985,317, 5,983,134, 5,948,433, and 5,860,957.

Pharmaceutical dosage forms for rectal administration are rectal suppositories, capsules and tablets for systemic effect. Rectal suppositories are used herein mean solid bodies for insertion into the rectum which melt or soften at body temperature releasing one or more pharmacologically or therapeutically active ingredients. Pharmaceutically acceptable substances utilized in rectal suppositories are bases or vehicles and agents to raise the melting point. Examples of bases include cocoa butter (theobroma oil), glycerin-gelatin, carbowax (polyoxyethylene glycol) and appropriate mixtures of mono-, di- and triglycerides of fatty acids. Combinations of the various bases may be used. Agents to raise the melting point of suppositories include spermaceti and wax. Rectal suppositories may be prepared either by the compressed method or by molding. The typical weight of a rectal suppository is about 2 to 3 gm.

Tablets and capsules for rectal administration are manufactured using the same pharmaceutically acceptable substance and by the same methods as for formulations for oral administration.

6. Targeted Formulations

The compounds provided herein, or pharmaceutically acceptable derivatives thereof, may also be formulated to be targeted to a particular tissue, receptor, or other area of the body of the subject to be treated. Many such targeting methods are well known to those of skill in the art. All such targeting methods are contemplated herein for use in the instant compositions. For non-limiting examples of targeting methods, see, e.g., U.S. Patent Nos. 6,316,652, 6,274,552, 6,271,359, 6,253,872, 6,139,865, 6,131,570, 6,120,751, 6,071,495, 6,060,082, 6,048,736,

2412
980049.403PC / 16757 22442003

6,039,975, 6,004,534, 5,985,307, 5,972,366, 5,900,252, 5,840,674, 5,759,542 and 5,709,874.

In one embodiment, liposomal suspensions, including tissue-targeted liposomes, such as tumor-targeted liposomes, may also be suitable as pharmaceutically acceptable carriers. These may be prepared according to methods known to those skilled in the art. For example, liposome formulations may be prepared as described in U.S. Patent No. 4,522,811. Briefly, liposomes such as multilamellar vesicles (MLV's) may be formed by drying down egg phosphatidyl choline and brain phosphatidyl serine (7:3 molar ratio) on the inside of a flask. A solution of a compound provided herein in phosphate buffered saline lacking divalent cations (PBS) is added and the flask shaken until the lipid film is dispersed. The resulting vesicles are washed to remove unencapsulated compound, pelleted by centrifugation, and then resuspended in PBS.

7. Articles of manufacture

The compounds or pharmaceutically acceptable derivatives may be packaged as articles of manufacture containing packaging material, a compound or pharmaceutically acceptable derivative thereof provided herein, which is effective for modulating the activity of nuclear receptors, including the farnesoid X receptor and/or orphan nuclear receptors, or for treatment, prevention or amelioration of one or more symptoms of nuclear receptor, including the farnesoid X receptor and/or orphan nuclear receptor, mediated diseases or disorders, or diseases or disorders in which nuclear receptor activity, including the farnesoid X receptor and/or orphan nuclear receptor activity, is implicated, within the packaging material, and a label that indicates that the compound or composition, or pharmaceutically acceptable derivative thereof, is used for modulating the activity of nuclear receptors, including the farnesoid X receptor and/or orphan nuclear receptors, or for treatment, prevention or amelioration of one or more symptoms of nuclear receptor, including the farnesoid X receptor and/or orphan nuclear receptor, mediated diseases or disorders, or diseases or disorders in which nuclear receptor activity, including the farnesoid X receptor and/or orphan nuclear receptor activity, is implicated.

The articles of manufacture provided herein contain packaging materials. Packaging materials for use in packaging pharmaceutical products are well known to those of skill in the art. See, e.g., U.S. Patent Nos. 5,323,907, 5,052,558 and 5,033,252. Examples of pharmaceutical packaging materials include, but are not

AMENDED SHEET

limited to, blister packs, bottles, tubes, inhalers, pumps, bags, vials, containers, syringes, bottles, and any packaging material suitable for a selected formulation and intended mode of administration and treatment. A wide array of formulations of the compounds and compositions provided herein are contemplated as are a variety of treatments for any disease or disorder in which nuclear receptor activity, including the farnesoid X receptor and/or orphan nuclear receptor activity, is implicated as a mediator or contributor to the symptoms or cause.

E. Evaluation of the activity of the compounds

Standard physiological, pharmacological and biochemical procedures are available for testing the compounds to identify those that possess biological activities that modulate the activity or nuclear receptors, including the farnesoid X receptor and/or orphan nuclear receptors. Such assays include, for example, biochemical assays such as binding assays, fluorescence polarization assays, FRET based coactivator recruitment assays (see generally Glickman *et al.*, *J. Biomolecular Screening*, 7 No. 1 3-10 (2002)), as well as cell based assays including the co-transfection assay, the use of LBD-Gal 4 chimeras and protein-protein interaction assays (see, Lehmann. *et al.*, *J. Biol Chem.*, 272(6) 3137-3140 (1997)).

High throughput screening systems are commercially available (see, e.g., Zymark Corp., Hopkinton, MA; Air Technical Industries, Mentor, OH; Beckman Instruments Inc., Fullerton, CA; Precision Systems, Inc., Natick, MA) that enable these assays to be run in a high throughput mode. These systems typically automate entire procedures, including all sample and reagent pipetting, liquid dispensing timed incubations, and final readings of the microplate in detector(s) appropriate for the assay. These configurable systems provide high throughput and rapid start up as well as a high degree of flexibility and customization. The manufacturers of such systems provide detailed protocols for various high throughput systems. Thus, for example, Zymark Corp. provides technical bulletins describing screening systems for detecting the modulation of gene transcription, ligand binding, and the like.

Assays that do not require washing or liquid separation steps are preferred for such high throughput screening systems and include biochemical assays such as fluorescence polarization assays (see for example, Owicki, J., *Biomol Screen* 2000 Oct;5(5):297) scintillation proximity assays (SPA) (see for example, Carpenter *et al.*, *Methods Mol Biol* 2002;190:31-49) and fluorescence resonance energy transfer

energy transfer (FRET) or time resolved FRET based coactivator recruitment assays (Mukherjee *et al.*, *J Steroid Biochem Mol Biol* 2002 Jul;81(3):217-25; (Zhou *et al.*, *Mol Endocrinol.* 1998 Oct;12(10):1594-604). Generally such assays can be preformed using either the full length receptor, or isolated ligand binding domain (LBD). In the case of the farnesoid X receptor, the LBD comprises amino acids 244 to 472 of the full length sequence.

If a fluorescently labeled ligand is available, fluorescence polarization assays provide a way of detecting binding of compounds to the nuclear receptor of interest by measuring changes in fluorescence polarization that occur as a result of the displacement of a trace amount of the label ligand by the compound. Additionally this approach can also be used to monitor the ligand dependent association of a fluorescently labeled coactivator peptide to the nuclear receptor of interest to detect ligand binding to the nuclear receptor of interest.

The ability of a compound to bind to a receptor, or heterodimer complex with RXR, can also be measured in a homogeneous assay format by assessing the degree to which the compound can compete off a radiolabelled ligand with known affinity for the receptor using a scintillation proximity assay (SPA). In this approach, the radioactivity emitted by a radiolabelled compound generates an optical signal when it is brought into close proximity to a scintillant such as a Ysi-copper containing bead, to which the nuclear receptor is bound. If the radiolabelled compound is displaced from the nuclear receptor the amount of light emitted from the nuclear receptor bound scintillant decreases, and this can be readily detected using standard microplate liquid scintillation plate readers such as, for example, a Wallac MicroBeta reader.

The heterodimerization of the farnesoid X receptor with RXR α can also be measured by fluorescence resonance energy transfer (FRET), or time resolved FRET, to monitor the ability of the compounds provided herein to bind to the farnesoid X receptor or other nuclear receptors. Both approaches rely upon the fact that energy transfer from a donor molecule to an acceptor molecule only occurs when donor and acceptor are in close proximity. Typically the purified LBD of the nuclear receptor of interest is labeled with biotin then mixed with stoichiometric amounts of europium labeled streptavidin (Wallac Inc.), and the purified LBD of RXR α is labeled with a suitable fluorophore such as CY5TM. Equimolar amounts of each modified LBD are mixed together and allowed to equilibrate for at least 1 hour prior to addition to either variable or constant concentrations of the sample for which the affinity is to be determined. After equilibration, the time-resolved fluorescent signal is quantitated

using a fluorescent plate reader. The affinity of the compound can then be estimated from a plot of fluorescence versus concentration of compound added.

This approach can also be exploited to measure the ligand dependent interaction of a co-activator peptide with a nuclear receptor in order to characterize the agonist or antagonist activity of the compounds disclosed herein. Typically the assay in this case involves the use a recombinant Glutathione-S-transferase (GST)-nuclear receptor ligand binding domain (LBD) fusion protein and a synthetic biotinylated peptide sequenced derived from the receptor interacting domain of a co-activator peptide such as the steroid receptor coactivator 1 (SRC-1). Typically GST-LBD is labeled with a europium chelate (donor) via a europium-tagged anti-GST antibody, and the coactivator peptide is labeled with allophycocyanin via a streptavidin-biotin linkage.

In the presence of an agonist for the nuclear receptor, the peptide is recruited to the GST-LBD bringing europium and allophycocyanin into close proximity to enable energy transfer from the europium chelate to the allophycocyanin. Upon excitation of the complex with light at 340 nm excitation energy absorbed by the europium chelate is transmitted to the allophycocyanin moiety resulting in emission at 665 nm. If the europium chelate is not brought in to close proximity to the allophycocyanin moiety there is little or no energy transfer and excitation of the europium chelate results in emission at 615 nm. Thus the intensity of light emitted at 665 nm gives an indication of the strength of the protein-protein interaction. The activity of a nuclear receptor antagonist can be measured by determining the ability of a compound to competitively inhibit (*i.e.*, IC_{50}) the activity of an agonist for the nuclear receptor.

In addition a variety of cell based assay methodologies may be successfully used in screening assays to identify and profile the specificity of compounds of the present invention. These approaches include the co-transfection assay, translocation assays, complementation assays and the use of gene activation technologies to over express endogenous nuclear receptors.

Three basic variants of the co-transfection assay strategy exist, co-transfection assays using full-length nuclear receptor, co transfection assays using chimeric nuclear receptors comprising the ligand binding domain of the nuclear receptor of interest fused to a heterologous DNA binding domain, and assays based around the use of the mammalian two hybrid assay system.

The basic co-transfection assay is based on the co-transfection into the cell of an expression plasmid to express the nuclear receptor of interest in the cell with

a reporter plasmid comprising a reporter gene whose expression is under the control of DNA sequence that is capable of interacting with that nuclear receptor. (See for example US Patents Nos. 5,071,773; 5,298,429, 6,416,957, WO 00/76523). Treatment of the transfected cells with an agonist for the nuclear receptor increases the transcriptional activity of that receptor which is reflected by an increase in expression of the reporter gene, which may be measured by a variety of standard procedures.

For those receptors that function as heterodimers with RXR, such as the farnesoid X receptor, the co-transfection assay typically includes the use of expression plasmids for both the nuclear receptor of interest and RXR. Typical co-transfection assays require access to the full-length nuclear receptor and suitable response elements that provide sufficient screening sensitivity and specificity to the nuclear receptor of interest.

Genes encoding the following full-length previously described proteins, which are suitable for use in the co-transfection studies and profiling the compounds described herein, include rat farnesoid X receptor (GenBank Accession No. NM_021745), human farnesoid X receptor (GenBank Accession No. NM_005123), human RXR α (GenBank Accession No. NM_002957), human RXR β (GenBank Accession No. XM_042579), human RXR γ (GenBank Accession No. XM_053680), human LXR α (GenBank Accession No. NM_005693), human LXR β (GenBank Accession No. NM_007121), human PPAR α (GenBank Accession No. NM_005036) and human PPAR δ (GenBank Accession No. NM_006238).

Reporter plasmids may be constructed using standard molecular biological techniques by placing cDNA encoding for the reporter gene downstream from a suitable minimal promoter. For example luciferase reporter plasmids may be constructed by placing cDNA encoding firefly luciferase immediately down stream from the herpes virus thymidine kinase promoter (located at nucleotides residues-105 to +51 of the thymidine kinase nucleotide sequence) which is linked in turn to the various response elements.

Numerous methods of co-transfecting the expression and reporter plasmids are known to those of skill in the art and may be used for the co-transfection assay to introduce the plasmids into a suitable cell type. Typically such a cell will not endogenously express nuclear receptors that interact with the response elements used in the reporter plasmid.

24/2
P 980049.403PC 16767 25442003

Numerous reporter gene systems are known in the art and include, for example, alkaline phosphatase Berger, J., *et al.* (1988) Gene 66 1-10; Kain, S.R. (1997) Methods. Mol. Biol. 63 49-60), β -galactosidase (See, U.S. Patent No. 5,070,012, issued Dec, 3, 1991 to Nolan *et al.*, and Bronstein, I., *et al.*, (1989) J. Chemilum. Biolum. 4 99-111), chloramphenicol acetyltransferase (See Gorman *et al.*, Mol Cell Biol. (1982) 2 1044-51), β -glucuronidase, peroxidase, β -lactamase (U.S. Patent Nos. 5,741,657 and 5,955,604), catalytic antibodies, luciferases (U.S. Patents 5,221,623; 5,683,888; 5,674,713; 5,650,289; 5,843,746) and naturally fluorescent proteins (Tsien, R.Y. (1998) Annu. Rev. Biochem. 67 509-44).

10 The use of chimeras comprising the ligand binding domain (LBD) of the nuclear receptor of interest to a heterologous DNA binding domain (DBD) expands the versatility of cell based assays by directing activation of the nuclear receptor in question to defined DNA binding elements recognized by defined DNA binding domain (see WO95/18380). This assay expands the utility of cell based co-transfection assays
15 in cases where the biological response or screening window using the native DNA binding domain is not satisfactory.

In general the methodology is similar to that used with the basic co-transfection assay, except that a chimeric construct is used in place of the full-length nuclear receptor. As with the full-length nuclear receptor, treatment of the transfected
20 cells with an agonist for the nuclear receptor LBD increases the transcriptional activity of the heterologous DNA binding domain which is reflected by an increase in expression of the reporter gene as described above. Typically for such chimeric constructs, the DNA binding domains from defined nuclear receptors, or from yeast or bacterially derived transcriptional regulators such as members of the GAL 4 and Lex A
25 / Umud super families are used.

A third cell based assay of utility for screening compounds of the present invention is a mammalian two-hybrid assay that measures the ability of the nuclear hormone receptor to interact with a cofactor in the presence of a ligand. (See for example, US Patent Nos. US 5,667,973, 5,283,173 and 5,468,614). The basic
30 approach is to create three plasmid constructs that enable the interaction of the nuclear receptor with the interacting protein to be coupled to a transcriptional readout within a living cell. The first construct is an expression plasmid for expressing a fusion protein comprising the interacting protein, or a portion of that protein containing the interacting domain, fused to a GAL4 DNA binding domain. The second expression
35 plasmid comprises DNA encoding the nuclear receptor of interest fused to a strong

transcription activation domain such as VP16, and the third construct comprises the reporter plasmid comprising a reporter gene with a minimal promoter and GAL4 upstream activating sequences.

Once all three plasmids are introduced into a cell, the GAL4 DNA
 5 binding domain encoded in the first construct allows for specific binding of the fusion protein to GAL4 sites upstream of a minimal promoter. However because the GAL4 DNA binding domain typically has no strong transcriptional activation properties in isolation, expression of the reporter gene occurs only at a low level. In the presence of a ligand, the nuclear receptor-VP16 fusion protein can bind to the GAL4-interacting
 10 protein fusion protein bringing the strong transcriptional activator VP16 in close proximity to the GAL4 binding sites and minimal promoter region of the reporter gene. This interaction significantly enhances the transcription of the reporter gene, which can be measured for various reporter genes as described above. Transcription of the
 15 reporter gene is thus driven by the interaction of the interacting protein and nuclear receptor of interest in a ligand dependent fashion.

Any compound which is a candidate for activation of the farnesoid X
 receptor may be tested by these methods. Generally, compounds are tested at several different concentrations to optimize the chances that activation of the receptor will be detected and recognized if present. Typically assays are performed in triplicate and
 20 vary within experimental error by less than 15%. Each experiment is typically repeated three or more times with similar results.

Activity of the reporter gene can be conveniently normalized to the internal control and the data plotted as fold activation relative to untreated cells. A positive control compound (agonist) may be included along with DMSO as high and
 25 low controls for normalization of the assay data. Similarly, antagonist activity can be measured by determining the ability of a compound to competitively inhibit the activity of an agonist.

Additionally the compounds and compositions can be evaluated for their ability to increase or decrease the expression of genes known to be modulated by the
 30 farnesoid X receptor and other nuclear receptors in vivo, using Northern-blot, RT PCR or oligonucleotide microarray analysis to analyze RNA levels. Western-blot analysis can be used to measure expression of proteins encoded by farnesoid X receptor target genes. Genes that are known to be regulated by the farnesoid X receptor include cholesterol 7 α -hydroxylase (CYP7A1), the rate limiting enzyme in the
 35 conversion of cholesterol to bile acids, the small heterodimer partner-1 (SHP-1), the

bile salt export pump (BSEP, ABCB11), canalicular bile acid export protein, sodium taurocholate cotransporting polypeptide (NTCP, SLC10A1) and intestinal bile acid binding protein (I-BABP).

- Established animal models exist for a number of diseases of direct
- 5 relevance to the claimed compounds and these can be used to further profile and characterize the claimed compounds. These model systems include diabetic dislipidemia using Zucker (fa/fa) rats or (db/db) mice, spontaneous hyperlipidemia using apolipoprotein E deficient mice (ApoE^{-/-}), diet-induced hyperlipidemia, using low density lipoprotein receptor deficient mice (LDLR^{-/-}) and atherosclerosis using both the
- 10 Apo E^{-/-} and LDL^{-/-} mice fed a western diet, (21% fat, 0.05% cholesterol). Additionally farnesoid X receptor or LXR animal models (e.g., knockout mice) can be used to further evaluate the present compounds and compositions *in vivo* (see, for example, Sinal, *et al.*, *Cell*, 102: 731-744 (2000), Peet, *et al.*, *Cell*, 93:693-704 (1998)).

F. Methods of use of the compounds and compositions

- 15 Methods of use of the compounds and compositions provided herein are also provided. The methods involve both *in vitro* and *in vivo* uses of the compounds and compositions for altering nuclear receptor activity, including the farnesoid X receptor and/or orphan nuclear receptor activity, and for treatment, prevention, or amelioration of one or more symptoms of diseases or disorder that are
- 20 modulated by nuclear receptor activity, including the farnesoid X receptor and/or orphan nuclear receptor activity, or in which nuclear receptor activity, including the farnesoid X receptor and/or orphan nuclear receptor activity, is implicated. Such compounds or compositions will typically exhibit farnesoid X receptor agonist, partial agonist, partial antagonist or antagonist activity in one of the *in vitro* assays described
- 25 herein.

Methods of altering nuclear receptor activity, including the farnesoid X receptor, and/or orphan nuclear receptor activity, by contacting the receptor with one or more compounds or compositions provided herein, are provided.

- 30 Methods of reducing plasma cholesterol levels and of directly or indirectly modulating cholesterol metabolism, catabolism, synthesis, absorption, re-absorption, secretion or excretion are provided through administering the claimed compounds and compositions provided herein. Methods of reducing dietary cholesterol absorption (see, e.g., International Patent Application Publication No.

2412
P 980049.403PC / 15757 . 22052003

00/40965) using the compounds and compositions are provided herein. Also provided, are methods of increasing the expression of ATP-Binding Cassette (ABCA1), thereby increasing reverse cholesterol transport in mammalian cells using the claimed compounds and compositions (see, e.g., International Patent Application Publication
5 No. WO 00/78972).

Methods of reducing plasma triglyceride levels and of directly or indirectly modulating triglyceride metabolism, catabolism, synthesis, absorption, re-absorption, secretion or excretion are provided through administering the claimed compounds and compositions provided herein.

10 Methods of reducing bile acid levels and of directly or indirectly modulating bile acid metabolism, catabolism, synthesis, absorption, re-absorption, secretion, excretion, or bile acid pool size or composition are provided through administering the claimed compounds and compositions provided herein.

15 Methods of treatment, prevention, or amelioration of one or more symptoms of a disease or disorder affecting cholesterol, triglyceride, or bile acid levels, or any combination thereof, are provided using the compounds and compositions provided herein. Methods are provided for the treatment, prevention, or amelioration of one or more symptoms of, as well as treating the complications of, hyperlipidemia, hypercholesterolemia, dyslipidemia and lipodystrophy.

20 The term "hyperlipidemia" refers to the presence of an abnormally elevated level of lipids in the blood. Hyperlipidemia can appear in at least three forms: (1) hypercholesterolemia, i.e., an elevated LDL cholesterol level (120 mg/dL and above); (2) hypertriglyceridemia, i.e., an elevated triglyceride level; (150 mg/dL and above) and (3) combined hyperlipidemia, i.e., a combination of hypercholesterolemia
25 and hypertriglyceridemia.

The term "dyslipidemia" refers to abnormal levels of lipoproteins in blood plasma including both depressed and/or elevated levels of lipoproteins (e.g., elevated levels of Low Density Lipoprotein, (LDL), Very Low Density Lipoprotein (VLDL) and depressed levels of High Density Lipoprotein (HDL) (less than 40 mg/dL)).

30 Methods are also provided for the treatment, prevention, or amelioration of one or more symptoms of atherosclerosis, atherosclerotic disease, atherosclerotic disease events and atherosclerotic cardiovascular diseases.

Atherosclerosis is the process in which deposits of fatty substances, cholesterol, cellular waste products, calcium and other substances build up in the inner

980049.403PC 2412 16767 224537013

lining of an artery. This buildup is called plaque. It initially affects large and medium-sized arteries. Some hardening of arteries often occurs when people grow older.

Plaques can grow large enough to significantly reduce the blood's flow through an artery. However significant damage to the body can also occur when the artery walls become fragile and rupture. Atherosclerotic plaques that rupture can cause blood clots to form that can block blood flow or break off and travel to another part of the body. If either happens and the blood clot blocks a blood vessel that feeds the heart, it can cause a heart attack. If the blood clot blocks a blood vessel that feeds the brain, it can cause a stroke. And if blood supply to the arms or legs is reduced, it can cause difficulty walking and eventually gangrene.

Accordingly atherosclerosis encompasses a range of vascular diseases and conditions that arise as a result of the primary disease modality. Atherosclerotic cardiovascular diseases can be recognized and understood by physicians practicing in the relevant fields of medicine and include the following: Restenosis following revascularization procedures, coronary heart disease (also known as coronary artery heart disease or ischemic heart disease), cerebrovascular disease including ischemic stroke, multi-infarct dementia, and peripheral vessel disease, including erectile dysfunction.

A compound or composition of the present invention may be administered to prevent or reduce the risk of occurrence, or recurrence where the potential exists, of coronary heart disease event, a cerebrovascular event, and /or intermittent claudication.

Coronary heart disease events are intended to include coronary heart disease death, myocardial infarction and coronary revascularization procedures. Cerebrovascular events are intended to include ischemic or hemorrhagic stroke (also known as cerebrovascular accidents) and transient ischemic attacks. Intermittent claudication is a clinical manifestation of peripheral vessel disease.

The term "atherosclerotic disease event" as used herein is intended to encompass coronary heart disease events, cerebrovascular events, and intermittent claudication. It is intended that person who have previously experienced one or more non-fatal atherosclerotic disease events are those for whom the potential for recurrence of such an event exists.

Additionally, the instant invention also provides a method for preventing or reducing the risk of a first or subsequent occurrence of an atherosclerotic disease event comprising the administration of a prophylactically effective amount of a

2412
989049.403PC / 15757 27452003

compound or composition of the present invention to a patient at risk for such an event. The patient may already have atherosclerotic disease at the time of administration, or may be at risk for developing it.

Risk factors for developing atherosclerotic disease events include

5 increasing age (65 and over), male gender, a family history of atherosclerotic disease events, high blood cholesterol (especially LDL or "bad" cholesterol over 100 mg/dL), cigarette smoking and exposure to tobacco smoke, high blood pressure, Diabetes mellitus, obesity and physical inactivity.

In another aspect, the method of this invention also serves to remove

10 cholesterol from tissue deposits such as atherosclerotic plaques or xanthomas in a patient with atherosclerotic disease manifest by clinical signs such as angina, claudication, bruits, one that has suffered a myocardial infarction or transient ischemic attack, or one diagnosed by angiography, sonography or MRI.

Methods of treatment, prevention, or amelioration of one or more of the

15 symptoms of diabetes mellitus, as well as treating the complications of diabetes mellitus, (see, e.g., International Patent Application Publication No. WO 01/82917) are also provided using the compounds and compositions provided herein.

Diabetes mellitus, commonly called diabetes, refers to a disease or condition that is generally characterized by metabolic defects in production and

20 utilization of glucose which result in the failure to maintain appropriate blood sugar levels in the body (see, e.g., LeRoith, D. et al., (eds.), DIABETES MELLITUS (Lippincott-Raven Publishers, Philadelphia, Pa. U.S.A. 1996)).

In the case of diabetes of the type 2 form, the disease is characterized by insulin resistance, in which insulin loses its ability to exert its biological effects

25 across a broad range of concentrations. This resistance to insulin responsiveness results in insufficient insulin activation of glucose uptake, oxidation and storage in muscle and inadequate insulin repression of lipolysis in adipose tissue and of glucose production and secretion in liver (see, e.g., Reaven, G. M., J. Basic & Clin. Phys. & Pharm. (1998) 9: 387-406 and Flier, J. Ann Rev. Med. (1983) 34:145-60). The

30 resulting condition is elevated blood glucose, which is called "hyperglycemia." Uncontrolled hyperglycemia is associated with increased and premature mortality due to an increased risk for microvascular and macrovascular diseases, including retinopathy (the impairment or loss of vision due to blood vessel damage in the eyes); neuropathy (nerve damage and foot problems due to blood vessel damage to the

35 nervous system); and nephropathy (kidney disease due to blood vessel damage in the

kidneys), hypertension, cerebrovascular disease and coronary heart disease.

Therefore, control of glucose homeostasis is an important approach for the treatment of diabetes.

5 Methods of treatment, prevention, or amelioration of one or more of the symptoms of insulin insensitivity or resistance as well as treating the complications of insulin insensitivity or resistance (see, e.g., International Patent Application Publication No. WO 01/82917) are also provided using the compounds and compositions provided herein.

10 Methods of treatment, prevention, or amelioration of one or more of the symptoms of hyperglycemia as well as treating the complications of hyperglycemia (see, e.g., International Patent Application Publication No. WO 01/82917) are also provided using the compounds and compositions provided herein.

15 Insulin resistance has been hypothesized to unify the clustering of hypertension, glucose intolerance, hyperinsulinemia, increased levels of triglyceride and decreased HDL cholesterol, and central and overall obesity. The association of insulin resistance with glucose intolerance, an increase in plasma triglyceride and a decrease in high-density lipoprotein cholesterol concentrations, hypertension, hyperuricemia, smaller denser low-density lipoprotein particles, and higher circulating levels of plasminogen activator inhibitor-1, has been referred to as "Syndrome X" (see, 20 e.g., Reaven, G. M., *Physiol. Rev.* (1995) 75: 473-486). Accordingly, methods of treatment, prevention, or amelioration of any disorders related to diabetes, hyperglycemia or insulin resistance including the cluster of disease states, conditions or disorders that make up "Syndrome X" are provided.

25 Additionally the instant invention also provides a method for preventing or reducing the risk of hyperglycemia, insulin resistance or diabetes development in a patient, comprising the administration of a prophylactically effective amount of a compound or composition of the present invention to a patient at risk for such an event. The patient may already be obese, (BMI of 30.0 or greater), overweight (BMI of 25.0 to 30.0) or possess other risk factors for developing diabetes including age, family history 30 and physical inactivity.

Further provided herein are methods for the treatment, prevention, or amelioration of one or more symptoms of cholestasis, as well as for the treatment of the complications of cholestasis by administering a compound or composition provided herein.

Cholestasis is typically caused by factors within the liver (intrahepatic) or outside the liver (extrahepatic) and leads to the accumulation of bile salts, bile pigment bilirubin, and lipids in the blood stream instead of being eliminated normally.

Intrahepatic cholestasis is characterized by widespread blockage of small ducts or by disorders, such as hepatitis, that impair the body's ability to eliminate bile. Intrahepatic cholestasis may also be caused by alcoholic liver disease, primary biliary cirrhosis, cancer that has spread (metastasized) from another part of the body, primary sclerosing cholangitis, gallstones, biliary colic and acute cholecystitis. It can also occur as a complication of surgery, serious injury, cystic fibrosis, infection, or intravenous feeding or be drug induced. Cholestasis may also occur as a complication of pregnancy and often develops during the second and third trimesters.

Extrahepatic cholestasis is most often caused by choledocholithiasis (Bile Duct Stones), benign biliary strictures (non-cancerous narrowing of the common duct), cholangiocarcinoma (ductal carcinoma), and pancreatic carcinoma. Extrahepatic cholestasis can occur as a side effect of many medications. Accordingly, compounds or compositions provided herein may be used for the treatment, prevention, or amelioration of one or more symptoms of intrahepatic or extrahepatic cholestasis, including without limitation, biliary atresia, obstetric cholestasis, neonatal cholestasis, drug induced cholestasis, cholestasis arising from Hepatitis C infection, chronic cholestatic liver disease such as primary biliary cirrhosis (PBC) and primary sclerosing cholangitis (PSC).

Further provided by this invention are methods for treating obesity, as well as treating the complications of obesity, by administering a compound or composition of the present invention. The terms "obese" and "obesity" refers to, according to the World Health Organization, a Body Mass Index (BMI) greater than 27.8 kg/m² for men and 27.3 kg/m² for women (BMI equals weight (kg)/height (m²). Obesity is linked to a variety of medical conditions including diabetes and an atherosclerotic disease event. (See, e.g., Barrett-Conner, E., Epidemiol. Rev. (1989) 11: 172-181; and Knowler, et al., Am. J Clin. Nutr. (1991) 53:1543-1551). Accordingly the claimed compounds or compositions that may be used for treating obesity or its complications, and can be identified, formulated, and administered as previously described above.

G. Combination Therapy

Also contemplated herein is combination therapy using one or more compounds or compositions provided herein, or a pharmaceutically acceptable derivative thereof, in combination with one or more of the following: antihyperlipidemic agents, plasma HDL-raising agents, antihypercholesterolemic agents, cholesterol biosynthesis inhibitors (such as HMG CoA reductase inhibitors, such as lovastatin, simvastatin, pravastatin, fluvastatin, atorvastatin and rivastatin), acyl-coenzyme A: cholesterol acyltransferase (ACAT) inhibitors, probucol, raloxifene, nicotinic acid, niacinamide, cholesterol absorption inhibitors, bile acid sequestrants (such as anion exchange resins, or quaternary amines (e.g., cholestyramine or colestipol)), low density lipoprotein receptor inducers, clofibrate, fenofibrate, benzofibrate, ciprofibrate, gemfibrozil, vitamin B₆, vitamin B₁₂, anti-oxidant vitamins, β -blockers, anti-diabetes agents, angiotensin II antagonists, angiotensin converting enzyme inhibitors, platelet aggregation inhibitors, fibrinogen receptor antagonists, LXR α or β agonists, antagonists or partial agonists, aspirin or fibric acid derivatives. The compound or composition provided herein, or pharmaceutically acceptable derivative thereof, is administered simultaneously with, prior to, or after administration of one or more of the above agents. Pharmaceutical compositions containing a compound provided herein and one or more of the above agents are also provided.

Combination therapy includes administration of a single pharmaceutical dosage formulation which contains a compound of the present invention and one or more additional active agents, as well as administration of a compound of the present invention and each active agent in its own separate pharmaceutical dosage formulation. For example, a farnesoid X receptor agonist, partial agonist, partial antagonist, or antagonist of the present invention and an HMG-CoA reductase inhibitor can be administered to the patient together in a single oral dosage composition such as a tablet or capsule, or each agent administered in separate oral dosage formulations. Where separate dosage formulations are used, the compounds described herein and one or more additional active agents can be administered at essentially the same time, *i.e.*, concurrently, or at separately staggered times, *i.e.*, sequentially; combination therapy is understood to include all these regimens.

An example of combination therapy that modulates, or prevents the onset of the symptoms, or associated complications of atherosclerosis, is administered with one or more of the following active agents: an antihyperlipidemic agent; a plasma

HDL-raising agent; an antihypercholesterolemic agent, such as a cholesterol biosynthesis inhibitor, e.g., an hydroxymethylglutaryl (HMG) CoA reductase inhibitor (also referred to as statins, such as lovastatin, simvastatin, pravastatin, fluvastatin, and atorvastatin), an HMG-CoA synthase inhibitor, a squalene epoxidase inhibitor, or a squalene synthetase inhibitor (also known as squalene synthase inhibitor); an acyl-coenzyme A cholesterol acyltransferase (ACAT) inhibitor, such as melinamide; probucol; nicotinic acid and the salts thereof and niacinamide; a cholesterol absorption inhibitor, such as β -sitosterol; a bile acid sequestrant anion exchange resin, such as cholestyramine, colestipol or dialkylaminoalkyl derivatives of a cross-linked dextran; an LDL (low density lipoprotein) receptor inducer; fibrates, such as clofibrate, bezafibrate, fenofibrate, and gemfibrozil; vitamin B₆ (also known as pyridoxine) and the pharmaceutically acceptable salts thereof, such as the HCl salt; vitamin B₁₂ (also known as cyanocobalamin); vitamin B₃ (also known as nicotinic acid and niacinamide, supra); anti-oxidant vitamins, such as vitamin C and E and beta carotene; a beta-blocker; LXR α or β agonists, antagonists, or partial agonists, an angiotensin II antagonist; an angiotensin converting enzyme inhibitor; and a platelet aggregation inhibitor, such as fibrinogen receptor antagonists (i.e., glycoprotein IIb/IIIa fibrinogen receptor antagonists) and aspirin.

A compound or composition of the present invention is preferably administered with a cholesterol biosynthesis inhibitor, particularly an HMG-CoA reductase inhibitor. The term HMG-CoA reductase inhibitor is intended to include all pharmaceutically acceptable salt, ester, free acid and lactone forms of compounds which have HMG-CoA reductase inhibitory activity and, therefore, the use of such salts, esters, free acids and lactone forms is included within the scope of this invention. Other HMG-CoA reductase inhibitors can be readily identified using assays well-known in the art. For instance, suitable assays are described or disclosed in U.S. Patent No. 4,231,938 and WO 84/02131. Examples of suitable HMG-CoA reductase inhibitors include, but are not limited to, lovastatin (MEVACOR®; see, U.S. Patent No. 4,231,938); simvastatin (ZOCOR®; see, U.S. Patent No. 4,444,784); pravastatin sodium (PRAVACHOL®; see, U.S. Patent No. 4,346,227); fluvastatin sodium (LESCOL®; see, U.S. Patent No. 5,354,772); atorvastatin calcium (LIPITOR®; see, U.S. Patent No. 5,273,995) and rivastatin (also known as cerivastatin; see, U.S. Patent No. 5,177,080). The structural formulas of these and additional HMG-CoA reductase inhibitors that can be used in the methods of the present invention are described at page 87 of M. Yalpani, "Cholesterol Lowering Drugs," *Chemistry & Industry*, pp. 85-89

(5 February 1996). In one embodiment, the HMG-CoA reductase inhibitor is selected from lovastatin and simvastatin.

Dosage information for HMG-CoA reductase inhibitors is well known in the art, since several HMG-CoA reductase inhibitors are marketed in the U.S. In particular, the daily dosage amounts of the HMG-CoA reductase inhibitor may be the same or similar to those amounts which are employed for anti-hypercholesterolemic treatment and which are described in the *Physicians' Desk Reference* (PDR). For example, see the 50th Ed. of the PDR, 1996 (Medical Economics Co); in particular, see at page 216 the heading "Hypolipidemics," sub-heading "HMG-CoA Reductase Inhibitors," and the reference pages cited therein. Preferably, the oral dosage amount of HMG-CoA reductase inhibitor is from about 1 to 200 mg/day and, more preferably, from about 5 to 160 mg/day. However, dosage amounts will vary depending on the potency of the specific HMG-CoA reductase inhibitor used as well as other factors as noted above. An HMG-CoA reductase inhibitor which has sufficiently greater potency may be given in sub-milligram daily dosages. As examples, the daily dosage amount for simvastatin may be selected from 5 mg, 10 mg, 20 mg, 40 mg, 80 mg and 160 mg for lovastatin, 10 mg, 20 mg, 40 mg and 80 mg; for fluvastatin sodium, 20 mg, 40 mg and 80 mg; and for pravastatin sodium, 10 mg, 20 mg, and 40 mg. The daily dosage amount for atorvastatin calcium may be in the range of from 1 mg to 160 mg and, more particularly, from 5 mg to 80 mg. Oral administration may be in a single or divided doses of two, three, or four times daily, although a single daily dose of the HMG-CoA reductase inhibitor is preferred.

Diabetic patients are likely to suffer from premature development of atherosclerotic disease events and increased rate of cardiovascular and peripheral vascular diseases. Hyperlipidemia and dyslipidemia are important precipitating factors for these diseases. See, e.g., Wilson, J. et al., (ed.), *Disorders of Lipid Metabolism*, Chapter 23, *Textbook of Endocrinology*, 9th Edition, (W. B. Sanders Company, Philadelphia, Pa. U.S.A. 1998). Dyslipidemia is characterized by abnormal levels of lipoproteins in blood plasma (e.g. elevated levels of LDL, VLDL and depressed levels of HDL), and has been shown to be one of the main contributors to the increased incidence of coronary events and deaths among diabetic subjects (see, e.g., Joslin, E. Ann. Chim. Med. (1927) 5: 1061-1079). Epidemiological studies since then have confirmed the association and have shown a several-fold increase in coronary deaths among diabetic subjects when compared with non-diabetic subjects (see, e.g., Garcia,

M. J. et al., Diabetes (1974) 23: 105-11 (1974); and Laakso, M. and Lehto, S., Diabetes Reviews (1997) 5(4): 294-315).

The methods of the present invention can be used effectively in combination with one or more additional active anti-diabetes agents depending on the desired target therapy (see, e.g., Turner, N. et al. Prog. Drug Res. (1998) 51: 33-94; Haffner, S. Diabetes Care (1998) 21: 160-178; and DeFronzo, R. et al. (eds.), Diabetes Reviews (1997) Vol. 5 No. 4).

A number of studies have investigated the benefits of combination therapies with oral agents (see, e.g., Mahler, R., J. Clin. Endocrinol. Metab. (1999) 84: 1165-71; United Kingdom Prospective Diabetes Study Group: UKPDS 28, Diabetes Care (1998) 21: 87-92; Bardin, C. W., (ed.), CURRENT THERAPY IN ENDOCRINOLOGY AND METABOLISM, 6th Edition (Mosby--Year Book, Inc., St. Louis, Mo. 1997); Chiasson, J. et al., Ann. Intern. Med. (1994) 121: 928-935; Coniff, R. et al., Clin. Ther. (1997) 19: 16-26; Coniff, R. et al., Am. J. Med. (1995) 98: 443-451; and Iwamoto, Y. et al, Diabet. Med. (1996) 13 365-370; Kwiterovich, P. Am. J. Cardiol (1998) 82(12A): 3U-17U). These studies indicate that the modulation of hyperlipidemia associated with diabetes can further improve the treatment outcome of diabetics.

Accordingly, another combination therapy claimed herein is suitable for treating diabetes and its related symptoms, complications, and disorders, and includes the co-administration of the compounds or compositions provided herein with for example, sulfonylureas (such as chlorpropamide, tolbutamide, acetohexamide, tolazamide, glyburide, gliclazide, glynase, glimepiride, and glipizide), biguanides (such as metformin), thiazolidinediones (such as ciglitazone, pioglitazone, troglitazone, and rosiglitazone); and related insulin sensitizers, such as selective and non-selective activators of PPAR α , PPAR β , and PPAR γ ; LXR α or β agonists, antagonists and partial agonists, dehydroepiandrosterone (also referred to as DHEA or its conjugated sulphate ester, DHEA-SO $_4$); antigluco-corticoids; TNF α -inhibitors; α -glucosidase inhibitors (such as acarbose, miglitol, and voglibose), pramlintide (a synthetic analog of the human hormone amylin), other insulin secretagogues (such as repaglinide, gliquidone, and nateglinide), insulin, as well as the active agents discussed above for treating atherosclerosis.

Another example of combination therapy claimed herein is the co-administration of the claimed compounds or compositions provided herein with compounds or compositions for treating obesity or obesity-related disorders, wherein the claimed compounds can be effectively used in combination with, for example,

phenylpropanolamine, phentermine, diethylpropion, mazindol; fenfluramine, dexfenfluramine, phentiramine, β_3 adrenoceptor agonist agents; sibutramine, gastrointestinal lipase inhibitors (such as orlistat), LXR α or β agonists, antagonists and partial agonists, and leptins. Other agents used in treating obesity or obesity-related disorders include neuropeptide Y, enterostatin, cholecystokinin, bombesin, amylin, histamine H_3 receptors, dopamine D_2 receptors, melanocyte stimulating hormone, corticotrophin releasing factor, galanin and gamma amino butyric acid (GABA).

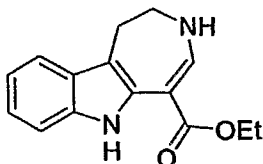
Another example of a claimed combination therapy is the co-administration of the claimed compound or composition provided herein with compounds or compositions for treating cholestasis and its related symptoms, complications, and disorders. Such co-administered compounds include for example, Actigall (Ursodeoxycholic acid - UDCA), corticosteroids, anti-infective agents (Rifampin, Rifadin, Rimactane), anti-viral agents, Vitamin D, Vitamin A, phenobarbital, cholestyramine, UV light, antihistamines, oral opiate receptor antagonists and biphosphates, for the treatment, prevention, or amelioration of one or more symptoms of intrahepatic or extrahepatic cholestasis. Dosage information for these agents is well known in the art.

The following examples are provided for illustrative purposes only and are not intended to limit the scope of the invention.

20

EXAMPLE 1

PREPARATION OF ETHYL 1,2,3,6-TETRAHYDROAZEPINO[4,5-B]INDOLE-5-CARBOXYLATE



A. A mixture of tryptamine hydrochloride (1.96 g, 10 mmol), ethyl 3-bromopyruvate (1.67 mL, 1.2 equiv) and decolorizing charcoal (0.5 g) in absolute ethanol was heated to reflux under nitrogen overnight. TEA was added and the reaction mixture was heated to reflux for another 7.5 hours. After cooling, charcoal was removed by filtration and washed with ethanol. The filtrate was concentrated under vacuum and diluted with water (20 mL). It was then extracted by EtOAc (3x30 mL) and the combined organic layers were washed with brine and dried over $MgSO_4$.

Evaporation of solvent and recrystallization from DCM-Hexane gave the title compound (1.17g). $^1\text{H-NMR}$ (CDCl_3): δ 10.49 (1 H, br s), 7.79 (1H, d), 7.43 (1H, d), 7.43 (1 H, d), 7.06 (2H, m), 5.27 (1H, br s), 4.29 (2H, q) 3.58 (2H, m), 3.17 (2H, m), 1.36 (3H, t); MS (ES): 257 (MH^+).

5 B. In a similar manner, but replacing tryptamine hydrochloride with the appropriately substituted tryptamine, the following compounds were prepared:

ethyl 9-methoxy-1,2,3,6-tetrahydroazepino[4,5-*b*]indole-5-carboxylate;

$^1\text{H-NMR}$ (CDCl_3): δ 10.36 (1H, br s), 7.80 (1H, d), 7.21 (1H, d), 6.87 (1H, d), 6.75 (1H, dd), 5.28 (1H, br s), 4.27 (2H, q), 3.86 (3H, s), 3.62 (2H, m), 3.14 (2H, t), 1.34 (3H, t);

10 MS (ES): 287 (MH^+);

ethyl 8-methoxy-1,2,3,6-tetrahydroazepino[4,5-*b*]indole-5-carboxylate;

ethyl 9-fluoro-1,2,3,6-tetrahydroazepino[4,5-*b*]indole-5-carboxylate; $^1\text{H-}$

NMR (CDCl_3): δ 10.50 (1H, br s), 7.82 (1 H, d), 7.20 (1H, dd), 7.03 (1H, dd), 6.81 (1H, m), 5.30 (1H, br s), 4.27 (2H, q), 3.61 (2H, m), 3.11 (2H, t), 1.34 (3 H, t); MS (ES): 275

15 (MH^+);

ethyl 9-chloro-1,2,3,6-tetrahydroazepino[4,5-*b*]indole-5-carboxylate; $^1\text{H-}$

NMR (CDCl_3): δ 10.56 (1H, br s), 7.82 (1H, d), 7.35 (1 H, d), 7.21 (1H, d), 7.14 (1H, dd), 5.34 (1H, br s), 4.26 (2H, q), 3.58 (2H, m), 3.10 (2H, m), 1.34 (1 H, t); MS (ES): 290 (MH^+);

20 ethyl 8-fluoro-1,2,3,6-tetrahydroazepino[4,5-*b*]indole-5-carboxylate; $^1\text{H-}$

NMR (CDCl_3): δ 10.51 (1H, br s), 7.79 (1H, d), 7.28 (1H, dd), 6.99 (1H, dd), 6.80 (1H, m), 4.27 (2H, q), 3.59 (2H, m), 3.14 (2H, m), 1.34 (1H, t); MS (ES): 274 (MH^+);

ethyl 7-methyl-1,2,3,6-tetrahydroazepino[4,5-*b*]indole-5-carboxylate; $^1\text{H-}$

NMR (CDCl_3): δ 10.43 (1H, br s), 7.82 (1H, d), 7.27 (1 H, m), 6.98 (1H, m), 6.89 (1H, d), 5.29 (1H, br s), 4.27 (2H, q), 3.61 (2H, m), 3.17 (2H, t), 2.51 (3H, s), 1.36 (3H, t);

25 MS (ES): 271 (MH^+);

9-hydroxy-1,2,3,6-tetrahydroazepino[4,5-*b*]indole-5-carboxylic acid ethyl ester; MS (ES): 273 (MH^+);

9-bromo-1,2,3,6-tetrahydroazepino[4,5-*b*]indole-5-carboxylic acid ethyl

30 ester $^1\text{H-NMR}$ (CDCl_3): δ 10.37 (1H, s), 7.62 (1H, d), 7.31 (1H, d), 6.96 (2H, m),

5.13 (1H, s), 4.17 (2H, dd), 3.38 (2H, m), 2.90 (2H, m), 1.13 (3H, t); MS (ESI): 335, 337 (MH^+);

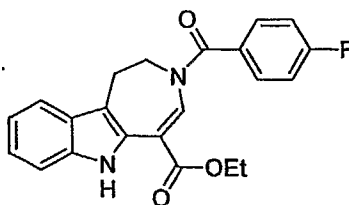
7-fluoro-1,2,3,6-tetrahydroazepino[4,5-*b*]indole-5-carboxylic acid ethyl ester; MS (ES): 275 (MH^+);

7-benzyloxy-1,2,3,6-tetrahydroazepino[4,5-*b*]indole-5-carboxylic acid ethyl ester; and

10-benzyloxy-1,2,3,6-tetrahydroazepino[4,5-*b*]indole-5-carboxylic acid ethyl ester and 4-benzyloxytryptamine hydrochloride.

5

EXAMPLE 2

PREPARATION OF ETHYL 3-(4-FLUOROBENZOYL)-1,2,3,6-TETRAHYDROAZEPINO[4,5-*B*]INDOLE-5-CARBOXYLATE

A. To a solution of ethyl 1,2,3,6-tetrahydroazepino[4,5-*b*]indole-5-carboxylate (Example 1, 52 mg, 0.2 mmol) in DCM was added 4-fluorobenzoyl chloride (36 μ L, 0.2 mmol) and TEA (56 μ L, 0.4 mmol) and the mixture was shaken overnight at 20°C. Trisamine resin (50 mg) was added and the suspension was shaken for 2 hours at 20°C. The resin was removed by filtration through a Florisil® cartridge. Evaporation of solvent gave a crude product, which was purified by trituration with methanol to give the title compound (28 mg); ¹H-NMR (CDCl₃): δ 10.31 (1H, br s), 7.79 (1H, s), 7.41 (2H, m), 7.36 (1H, d), 6.90-7.04 (5H, m), 3.99-4.06 (4H, m), 3.06 (2H, t), 1.02 (3H, t); MS (ES): 379 (MH⁺).

B. In a manner similar to that described in Step A, but using the appropriately substituted ethyl 1,2,3,6-tetrahydroazepino[4,5-*b*]indole-5-carboxylate in Example 1B, the following compounds were prepared :

3-(4-fluorobenzoyl)-9-hydroxy-1,2,3,6-tetrahydroazepino[4,5-*b*]indole-5-carboxylic acid ethyl ester. ¹H-NMR (CDCl₃): δ 10.57 (1H, s), 8.26 (1H, m), 7.83 (1H, d), 7.32-7.16 (5H, m), 6.88 (1H, d), 5.35 (1H, s), 4.28 (2H, q), 3.62 (2H, m), 3.14 (2H, m), 1.35 (3H, t). MS (ES): 395 (MH⁺);

7-fluoro-3-(4-fluorobenzoyl)-1,2,3,6-tetrahydroazepino[4,5-*b*]indole-5-carboxylic acid ethyl ester; MS (ES): 397 (MH⁺);

7-benzyloxy-3-(4-fluorobenzoyl)-1,2,3,6-tetrahydroazepino[4,5-*b*]indole-5-carboxylic acid ethyl ester; MS (ES): 485 (MH⁺); and

10-benzyloxy-3-(4-fluorobenzoyl)-1,2,3,6-tetrahydroazepino[4,5-*b*]indole-5-carboxylic acid ethyl ester; MS (ES): 485 (MH⁺).

C. In a manner similar to Step A, but replacing ethyl 1,2,3,6-tetrahydroazepino[4,5-*b*]indole-5-carboxylate with 10-benzyloxy-1,2,3,6-tetrahydroazepino[4,5-*b*]indole-5-carboxylic acid ethyl ester and 4-fluorobenzoyl chloride with 3,4-difluorobenzoyl chloride, the following compound was prepared:

5 10-benzyloxy-3-(3,4-difluorobenzoyl)-1,2,3,6-tetrahydroazepino[4,5-*b*]indole-5-carboxylic acid ethyl ester; MS (ES): 503 (MH⁺).

D. In a manner similar to Step A, but replacing ethyl 1,2,3,6-tetrahydroazepino[4,5-*b*]indole-5-carboxylate with 5,6,7,12-tetrahydrobenzo[2,3]azepino[4,5-*b*]indole, the following compound was prepared:

10 (6,7-Dihydro-12H-benzo[2,3]azepino[4,5-*b*]indol-5-yl)-(4-fluoro-phenyl)-methanone 5,6,7,12-Tetrahydro-benzo[2,3]azepino[4,5-*b*]indole. ¹H-NMR (CDCl₃): δ 8.31 (1H, s), 7.70 (H, d), 7.61 (1H, d), 7.44 (1H, d), 7.25-7.32 (2H, m), 7.18 (1H, m), 7.10 (2H, m), 6.99 (1H, m), 6.99 (1H, m), 6.76 (3H, dd), 5.28 (1H, m), 3.63 (1H, m), 3.20 (2H, m). MS (ES): 437 (MH⁺).

15 E. In a similar manner to that described in Step A, but replacing 4-fluorobenzoyl chloride with the appropriately substituted acyl chloride, chloroformate or isocyanate, the following compounds were prepared:

ethyl 3-(4-anisoyl)-1,2,3,6-tetrahydroazepino[4,5-*b*]indole-5-carboxylate; ¹H-NMR (CDCl₃): δ 10.46 (1H, br s), 8.04 (1H, s), 7.45 (1H, d), 7.30 (2H, m), 7.13 (1H, m), 6.98-7.06 (4H, m), 4.12-4.18 (4H, m), 3.78 (3H, s), 3.20 (2H, m), 1.15 (3H, t); MS (ES): 779 (MH⁺);

25 ethyl 3-(4-chlorobenzoyl)-1,2,3,6-tetrahydroazepino[4,5-*b*]indole-5-carboxylate; ¹H-NMR (CDCl₃): δ 10.34 (1H, br s), 7.81 (1H, s), 7.34-7.37 (3H, m), 7.27-7.29 (2H, m), 7.20 (1H, d), 7.05 (1H, m), 6.94 (1H, m), 4.09 (2H, q), 4.08 (2H, t), 3.09 (2H, t), 1.02 (3 H, t); MS (ES): 395 (MH⁺);

ethyl 3-(2,4-dichlorobenzoyl)-1,2,3,6-tetrahydroazepino-[4,5-*b*]indole-5-carboxylate; ¹H-NMR (CDCl₃): δ 10.55 (1H, br s), 7.60 (2H, m), 7.42-7.48 (3H, m), 7.23 (1H, m), 7.01-7.08 (1H, m), 6.94 (1H, m), 4.30 (4H, m), 3.34 (2H, m), 1.35 (3H, m) MS (ES): 429 (MH⁺);

30 ethyl 3-benzoyl-1,2,3,6-tetrahydroazepino[4,5-*b*]indole-5-carboxylate; ¹H-NMR (CDCl₃): δ 10.46 (1 H, br s), 8.01 (1H, s), 7.50 (2H, m), 7.46 (2H, m), 7.42 (2H, m), 7.34 (1H, m), 7.14 (1H, m), 7.05 (1H, m), 4.19-4.33 (4H, m), 3.22 (2H, t), 1.13 (3 H, t); MS (ES): 361 (MH⁺);

ethyl 3-(2,4-difluorobenzoyl)-1,2,3,6-tetrahydroazepino-[4,5-*b*]indole-5-carboxylate; $^1\text{H-NMR}$ (CDCl_3): δ 10.49 (1H, br s), 7.79 (1H, s), 7.50 (2H, m), 7.37 (1H, d), 7.19 (1H, m), 7.10 (1H, m), 7.02 (1H, m), 6.93 (1H, m), 4.25 (2H, q), 4.16 (2H, m), 3.24 (2H, t), 1.25 (3H, t); MS (ES): 397 (MH^+);

5 ethyl 3-nicotinoyl-1,2,3,6-tetrahydroazepino[4,5-*b*]indole-5-carboxylate; $^1\text{H-NMR}$ (CDCl_3): δ 10.46 (1H, br s), 8.80 (2H, m), 7.97 (1H, br s), 7.91 (1H, m), 7.51 (1H, d), 7.42 (2H, m), 7.22 (1H, m), 7.12 (1H, m), 4.25 (4H, m), 3.29 (2H, m), 1.22 (3H, t); MS (ES): 362 (MH^+);

10 ethyl 3-(2-naphthoyl)-1,2,3,6-tetrahydroazepino[4,5-*b*]indole-5-carboxylate; $^1\text{H-NMR}$ (CDCl_3): δ 10.48 (1H, br s), 8.14 (1H, s), 7.66 (4H, m), 7.54 (1H, d), 7.48 (2H, m), 7.39 (2H, m), 7.20 (1H, m), 7.11 (1H, m), 4.23 (4H, m), 3.30 (2H, m), 1.21 (3H, t); MS (ES): 411 (MH^+);

15 ethyl 3-(3-toluoyl)-1,2,3,6-tetrahydroazepino[4,5-*b*]indole-5-carboxylate; $^1\text{H-NMR}$ (CDCl_3): δ 10.53 (1H, br s), 8.11 (1H, s), 7.52 (1H, d), 7.37 (5H, m), 7.20 (1H, m), 7.11 (1H, m), 4.22 (4H, m), 3.26 (2H, m), 2.41 (3H, s), 1.21 (3H, t); MS (ES): 375 (MH^+);

20 ethyl 3-[2,5-bis(trifluoromethyl)]benzoyl)-1,2,3,6-tetrahydroazepino-[4,5-*b*]indole-5-carboxylate; $^1\text{H-NMR}$ (CDCl_3): rotomers (3:7) δ 10.58 (0.3H, br s), 10.41 (0.7H, s), 8.67 (0.3H, br s), 7.93 (2H, m), 7.55 (1H, d), 7.50 (0.7H, s), 7.34 (1.3H, m), 7.22 (1.7H, m), 7.12 (1H, m), 4.0-4.40 (3.4H, m), 3.85 (0.3H, m), 3.69 (0.3H, m), 3.29 (1.4H, m), 2.99-3.18 (0.6H, m), 1.43 (0.9H, m), 1.06 (2.1H, t); MS (ES): 497 (MH^+);

25 ethyl 3-(4-methoxyphenoxycarbonyl)-1,2,3,6-tetrahydroazepino-[4,5-*b*]indole-5-carboxylate; $^1\text{H-NMR}$ (CDCl_3): δ 10.51 (1H, br s), 8.37 (1H, s), 7.45 (1H, m), 7.20 (5H, m), 6.86 (2H, m), 4.31 (2H, m), 4.08 (2H, m), 3.76 (3H, br s), 3.20 (2H, m), 1.32 (3H, m); MS (ES): 407 (MH^+);

30 ethyl 3-(2,4-dichlorophenylcarbamoyl)-1,2,3,6-tetrahydroazepino-[4,5-*b*]indole-5-carboxylate; $^1\text{H-NMR}$ (CDCl_3): δ 10.51 (1H, br s), 8.15 (1H, d), 8.10 (1H, s), 7.46 (1H, d), 7.12-7.35 (4H, m), 7.04 (1H, m), 4.33 (2H, q), 4.04 (2H, t), 3.18 (2H, t), 1.34 (3H, t); MS (ES): 444 (MH^+);

ethyl 3-(4-ethylbenzoyl)-1,2,3,6-tetrahydroazepino[4,5-*b*]indole-5-carboxylate; MS (ESI): 393 (MH^+);

3-(thiophene-2-carbonyl)-1,2,3,6-tetrahydroazepino[4,5-*b*]indole-5-carboxylic acid ethyl ester; MS (ES): 367 (MH^+);

2412
 P 980049.403PC 15757 22052103

- 3-cyclohexanecarbonyl-1,2,3,6-tetrahydroazepino[4,5-*b*]indole-5-carboxylic acid ethyl ester; MS (ES): 367 (MH⁺);
- 3-[3-(2-chloro-6-fluorophenyl)-5-methylisoxazole-4-carbonyl]-1,2,3,6-tetrahydroazepino[4,5-*b*]indole-5-carboxylic acid ethyl ester; MS (ES): 494 (MH⁺);
- 5 3-(benzo[*b*]thiophene-2-carbonyl)-1,2,3,6-tetrahydroazepino[4,5-*b*]indole-5-carboxylic acid ethyl ester; MS (ES): 417 (MH⁺);
- 3-phenylacetyl-1,2,3,6-tetrahydroazepino[4,5-*b*]indole-5-carboxylic acid ethyl ester; MS (ES): 375 (MH⁺);
- 3-(3-methoxybenzoyl)-1,2,3,6-tetrahydroazepino[4,5-*b*]indole-5-carboxylic acid ethyl ester; MS (ES): 391 (MH⁺);
- 10 1,6-dihydro-2*H*-azepino[4,5-*b*]indole-3,5-dicarboxylic acid 5-ethyl ester 3-phenyl ester; MS (ES): 377 (MH⁺);
- 1,6-dihydro-2*H*-azepino[4,5-*b*]indole-3,5-dicarboxylic acid 3-(4-chlorophenyl) ester 5-ethyl ester MS (ES): 411 (MH⁺);
- 15 1,6-dihydro-2*H*-azepino[4,5-*b*]indole-3,5-dicarboxylic acid 5-ethyl ester 3-*p*-tolyl ester; MS (ES): 391 (MH⁺);
- 3-phenylcarbamoyl-1,2,3,6-tetrahydroazepino[4,5-*b*]indole-5-carboxylic acid ethyl ester MS (ES): 376 (MH⁺);
- 3-(4-chlorophenylcarbamoyl)-1,2,3,6-tetrahydroazepino[4,5-*b*]indole-5-carboxylic acid ethyl ester; MS (ES): 410 (MH⁺);
- 20 3-(4-methoxyphenylcarbamoyl)-1,2,3,6-tetrahydroazepino[4,5-*b*]indole-5-carboxylic acid ethyl ester; MS (ES): 406 (MH⁺);
- 3-*p*-tolylcarbamoyl-1,2,3,6-tetrahydroazepino[4,5-*b*]indole-5-carboxylic acid ethyl ester; MS (ES): 390 (MH⁺);
- 25 3-acetyl-1,2,3,6-tetrahydroazepino[4,5-*b*]indole-5-carboxylic acid ethyl ester; MS (ES): 299 (MH⁺);
- 3-(2,3-difluorobenzoyl)-1,2,3,6-tetrahydroazepino[4,5-*b*]indole-5-carboxylic acid ethyl ester; MS (ES): 397 (MH⁺);
- 3-(2,5-difluorobenzoyl)-1,2,3,6-tetrahydroazepino[4,5-*b*]indole-5-carboxylic acid ethyl ester; MS (ES): 397 (MH⁺);
- 30 3-(2,6-difluorobenzoyl)-1,2,3,6-tetrahydroazepino[4,5-*b*]indole-5-carboxylic acid ethyl ester; MS (ES): 397 (MH⁺);
- 3-(3,4-difluorobenzoyl)-1,2,3,6-tetrahydroazepino[4,5-*b*]indole-5-carboxylic acid ethyl ester; MS (ES): 397 (MH⁺);

980049 403PC 2412
 15767 25052003

- 3-(3,5-difluorobenzoyl)-1,2,3,6-tetrahydroazepino[4,5-*b*]indole-5-carboxylic acid ethyl ester; MS (ES): 397 (MH⁺);
- 3-(2,3,4-trifluorobenzoyl)-1,2,3,6-tetrahydroazepino[4,5-*b*]indole-5-carboxylic acid ethyl ester; MS (ES): 415 (MH⁺);
- 5 3-(2,3,6-trifluorobenzoyl)-1,2,3,6-tetrahydroazepino[4,5-*b*]indole-5-carboxylic acid ethyl ester; MS (ES): 415 (MH⁺);
- 3-(2,4,5-trifluorobenzoyl)-1,2,3,6-tetrahydroazepino[4,5-*b*]indole-5-carboxylic acid ethyl ester; MS (ES): 415 (MH⁺);
- 10 3-(2,3,4,5-tetrafluorobenzoyl)-1,2,3,6-tetrahydroazepino[4,5-*b*]indole-5-carboxylic acid ethyl ester; MS (ES): 433 (MH⁺);
- 3-pentafluorobenzoyl-1,2,3,6-tetrahydroazepino[4,5-*b*]indole-5-carboxylic acid ethyl ester; MS (ES): 451 (MH⁺);
- 3-(3,5-bis-trifluoromethylbenzoyl)-1,2,3,6-tetrahydroazepino[4,5-*b*]indole-5-carboxylic acid ethyl ester; MS (ES): 497 (MH⁺);
- 15 3-(2-fluorobenzoyl)-1,2,3,6-tetrahydroazepino[4,5-*b*]indole-5-carboxylic acid ethyl ester; MS (ES): 379 (MH⁺);
- 3-(3-fluorobenzoyl)-1,2,3,6-tetrahydroazepino[4,5-*b*]indole-5-carboxylic acid ethyl ester; MS (ES): 379 (MH⁺);
- 3-(2-trifluoromethylbenzoyl)-1,2,3,6-tetrahydroazepino[4,5-*b*]indole-5-carboxylic acid ethyl ester; MS (ES): 429 (MH⁺);
- 20 3-(3-trifluoromethylbenzoyl)-1,2,3,6-tetrahydroazepino[4,5-*b*]indole-5-carboxylic acid ethyl ester; MS (ES): 429 (MH⁺);
- 3-(4-trifluoromethylbenzoyl)-1,2,3,6-tetrahydroazepino[4,5-*b*]indole-5-carboxylic acid ethyl ester; MS (ES): 429 (MH⁺);
- 25 3-(pyridine-4-carbonyl)-1,2,3,6-tetrahydroazepino[4,5-*b*]indole-5-carboxylic acid ethyl ester; MS (ES): 362 (MH⁺);
- 3-(4-cyanobenzoyl)-1,2,3,6-tetrahydroazepino[4,5-*b*]indole-5-carboxylic acid ethyl ester; MS (ES): 386 (MH⁺);
- 3-(4-nitrobenzoyl)-1,2,3,6-tetrahydroazepino[4,5-*b*]indole-5-carboxylic acid ethyl ester; MS (ES): 406 (MH⁺);
- 30 3-(4-methyl-3-nitrobenzoyl)-1,2,3,6-tetrahydroazepino[4,5-*b*]indole-5-carboxylic acid ethyl ester; MS (ES): 420 (MH⁺);
- 3-(3,4-dimethoxybenzoyl)-1,2,3,6-tetrahydroazepino[4,5-*b*]indole-5-carboxylic acid ethyl ester; MS (ES): 421 (MH⁺);

3-(2-methylbenzoyl)-1,2,3,6-tetrahydroazepino[4,5-*b*]indole-5-carboxylic acid ethyl ester; MS (ES): 375 (MH⁺);

3-(4-methylbenzoyl)-1,2,3,6-tetrahydroazepino[4,5-*b*]indole-5-carboxylic acid ethyl ester; MS (ES): 375 (MH⁺);

5 3-(2-chlorobenzoyl)-1,2,3,6-tetrahydroazepino[4,5-*b*]indole-5-carboxylic acid ethyl ester; MS (ES): 395 (MH⁺);

3-(4-methoxycarbonylbenzoyl)-1,2,3,6-tetrahydroazepino[4,5-*b*]indole-5-carboxylic acid ethyl ester; MS (ES): 419 (MH⁺);

10 3-(biphenyl-4-carbonyl)-1,2,3,6-tetrahydroazepino[4,5-*b*]indole-5-carboxylic acid ethyl ester; MS (ES): 437 (MH⁺);

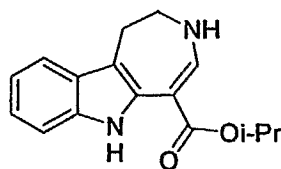
3-(3-chlorobenzoyl)-1,2,3,6-tetrahydroazepino[4,5-*b*]indole-5-carboxylic acid ethyl ester; MS (ES): 395 (MH⁺); and

3-(4-fluorosulfonyl-benzoyl)-1,2,3,6-tetrahydroazepino[4,5-*b*]indole-5-carboxylic acid ethyl ester; MS (ES): 443 (MH⁺).

15

EXAMPLE 3

PREPARATION OF *ISO*-PROPYL 1,2,3,6-TETRAHYDROAZEPINO[4,5-*B*]INDOLE-5-CARBOXYLATE



20 A. 3-Bromopyruvic acid·hydrate (3.34 g, 20 mmol) was placed in a flask and 1,1-dichloromethyl methyl ether (3.7 mL, 20 mmol) was added at 20°C. The mixture was heated to 50°C with stirring and a clear solution was obtained in 10 minutes. Heating was continued for 2 h. Solvent was removed under high vacuum to give 3-bromopyruvic chloride (6 g, 90% pure by ¹H NMR) and the compound was used without further purification.

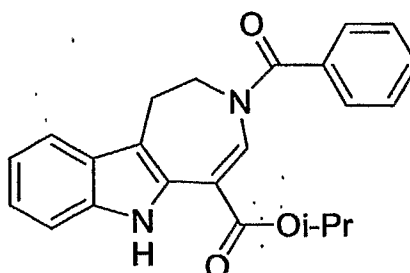
25 B. To *iso*-propanol was added 3-bromopyruvic chloride (5 g) at -5°C dropwise and the solution was stirred overnight at 20°C. Evaporation of solvent gave *iso*-propyl 3-bromopyruvate (3.5 g), which was used in the next step without further purification.

30 C. The title compound was prepared in a manner similar to that described in Example 1A by using *iso*-propyl 3-bromopyruvate in *iso*-propanol; ¹H-

NMR (DMSO): δ 10.61 (1H, br s), 7.81 (1H, s), 7.67 (1H, m), 7.28 (2H, m), 6.83 (1H, m), 4.96 (1H, br s), 3.39 (2H, m), 3.27 (1H, m), 2.93 (2H, m), 1.20 (6H, d); MS (ES): 271 (MH⁺).

EXAMPLE 4

5 PREPARATION OF *ISO*-PROPYL 3-BENZOYL-1,2,3,6-TETRAHYDROAZEPINO[4,5-*b*]INDOLE-5-CARBOXYLATE



A. The title compound was prepared in a manner similar to that described in Example 2A by using *iso*-propyl 1,2,3,6-tetrahydroazepino[4,5-*b*]indole-5-carboxylate (Example 3) and benzoyl chloride; ¹H-NMR (CDCl₃): δ 10.48 (1H, br s), 7.98 (1H, s), 7.47 (2H, m), 7.41 (2H, m), 7.40 (2H, m), 7.30 (1H, m), 7.15 (1H, m), 6.99 (1H, m), 5.04 (1H, m), 4.15 (2H, t), 3.2 (2H, d), 1.10 (6H, d); MS (ES): 375 (MH⁺).

B. In a similar manner, but replacing benzoyl chloride with the appropriately substituted acyl chloride, chloroformate, isocyanate or sulfonyl chloride, the following compounds were made:

iso-propyl 3-(4-fluorobenzoyl)-1,2,3,6-tetrahydroazepino[4,5-*b*]indole-5-carboxylate; ¹H-NMR (CDCl₃): δ 10.43 (1H, br s), 7.86 (1H, s), 7.50 (2H, m), 7.41 (1H, d), 7.26 (1H, d), 6.98-7.15 (4H, m), 5.02 (1H, m), 4.10 (2H, t), 3.2 (2H, d), 1.09 (6H, m); MS (ES): 393 (MH⁺);

iso-propyl 3-(4-anisoyl)-1,2,3,6-tetrahydroazepino[4,5-*b*]indole-5-carboxylate; ¹H-NMR (CDCl₃): δ 10.45 (1H, br s), 8.27 (1H, s), 7.47 (1H, d), 7.22 (1H, d), 7.03 (1H, m), 6.90 (4H, m), 6.77 (2H, m), 5.07 (1H, m), 3.99 (2H, m), 3.11 (2H, d), 1.21 (6H, d); MS (ES): 421 (MH⁺);

iso-propyl 3-piperonyloyl-1,2,3,6-tetrahydroazepino[4,5-*b*]indole-5-carboxylate; ¹H-NMR (CDCl₃): δ 10.52 (1H, br s), 8.04 (1H, s), 7.48 (1H, d), 7.33 (1H, d), 7.15 (1H, m), 7.08 (3H, m), 6.82 (1H, s), 6.02 (2H, s), 5.17 (1H, m), 4.17 (2H, d), 3.11 (2H, d), 1.20 (6H, d); MS (ES): 419 (MH⁺);

980049.403PC 24/2
 16767 22052003

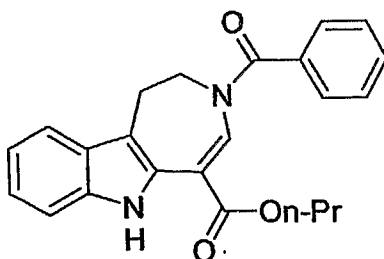
- iso*-propyl 3-phenoxycarbonyl-1,2,3,6-tetrahydroazepino[4,5-*b*]indole-5-carboxylate; $^1\text{H-NMR}$ (CDCl_3): δ 10.47 (1H, br s), 8.29 (1H, s), 7.38 (1H, d), 7.23-7.31 (3H, m), 7.16 (1H, d), 7.06 (3H, m), 6.97 (1H, m), 5.10 (1H, m), 4.02 (2H, m), 3.13 (2H, d), 1.24 (6H, d); MS (ES): 391 (MH^+);
- 5 *iso*-propyl 3-(2,4-dichlorophenylcarbamoyl)-1,2,3,6-tetrahydroazepino[4,5-*b*]indole-5-carboxylate; $^1\text{H-NMR}$ (CDCl_3): δ 10.41 (1H, br s), 8.06 (1H, d), 7.92 (1H, s), 7.31 (1H, d), 7.07-7.21 (4H, m), 6.90 (1H, m), 6.97 (1H, m), 5.07 (1H, m), 3.89 (2H, t), 3.04 (2H, t), 1.18 (6H, d); MS (ES): 458 (MH^+);
- iso*-propyl 3-(4-*tert*-butylbenzenesulfonyl)-1,2,3,6-tetrahydroazepino[4,5-*b*]indole-5-carboxylate; $^1\text{H-NMR}$ (CDCl_3): δ 10.52 (1H, br s), 8.43 (1H, d), 7.79 (2H, d), 7.56 (2H, d), 7.40 (1H, d), 7.33 (1H, d), 7.15 (1H, m), 7.05 (1H, m), 5.23 (1H, m), 3.84 (2 H, t), 3.00 (2H, t), 1.41 (6H, d), 1.33 (9H, s); MS (ES): 467 (MH^+);
- 10 3-(4-chlorobenzoyl)-1,2,3,6-tetrahydroazepino[4,5-*b*]indole-5-carboxylic acid isopropyl ester; MS (ES): 409 (MH^+);
- 3-phenylcarbamoyl-1,2,3,6-tetrahydroazepino[4,5-*b*]indole-5-carboxylic acid isopropyl ester; MS (ES): 390 (MH^+);
- 3-(4-chlorophenylcarbamoyl)-1,2,3,6-tetrahydroazepino[4,5-*b*]indole-5-carboxylic acid isopropyl ester; MS (ES): 424 (MH^+);
- 20 3-*p*-tolylcarbamoyl-1,2,3,6-tetrahydroazepino[4,5-*b*]indole-5-carboxylic acid isopropyl ester; MS (ES): 404 (MH^+);
- 3-phenylacetyl-1,2,3,6-tetrahydroazepino[4,5-*b*]indole-5-carboxylic acid isopropyl ester; MS (ES): 389 (MH^+);
- 3-(4-methoxybenzoyl)-1,2,3,6-tetrahydroazepino[4,5-*b*]indole-5-carboxylic acid isopropyl ester; MS (ES): 405 (MH^+);
- 25 1,6-dihydro-2*H*-azepino[4,5-*b*]indole-3,5-dicarboxylic acid 3-(4-chlorophenyl) ester 5-isopropyl ester; MS (ES): 425 (MH^+);
- 1,6-dihydro-2*H*-azepino[4,5-*b*]indole-3,5-dicarboxylic acid 5-isopropyl ester 3-*p*-tolyl ester MS (ES): 405 (MH^+);
- 30 3-(4-methoxyphenylcarbamoyl)-1,2,3,6-tetrahydroazepino[4,5-*b*]indole-5-carboxylic acid isopropyl ester; MS (ES): 420 (MH^+);
- 3-nonanoyl-1,2,3,6-tetrahydroazepino[4,5-*b*]indole-5-carboxylic acid isopropyl ester; MS (ES): 411 (MH^+);
- 3-(2-methoxybenzoyl)-1,2,3,6-tetrahydroazepino[4,5-*b*]indole-5-carboxylic acid isopropyl ester; MS (ES): 405 (MH^+);
- 35

24/12

- 3-(3-phenylpropionyl)-1,2,3,6-tetrahydroazepino[4,5-*b*]indole-5-carboxylic acid isopropyl ester; MS (ES): 403 (MH⁺);
- 3-(toluene-4-sulfonyl)-1,2,3,6-tetrahydroazepino[4,5-*b*]indole-5-carboxylic acid isopropyl ester; MS (ES): 425 (MH⁺);
- 5 3-(4-chlorobenzenesulfonyl)-1,2,3,6-tetrahydroazepino[4,5-*b*]indole-5-carboxylic acid isopropyl ester; MS (ES): 445 (MH⁺);
- 3-(4-methoxybenzenesulfonyl)-1,2,3,6-tetrahydroazepino[4,5-*b*]indole-5-carboxylic acid isopropyl ester; MS (ES): 441 (MH⁺);
- 10 3-(3,4-dimethoxybenzenesulfonyl)-1,2,3,6-tetrahydroazepino[4,5-*b*]indole-5-carboxylic acid isopropyl ester; MS (ES): 471 (MH⁺);
- 3-(4-trifluoromethoxybenzenesulfonyl)-1,2,3,6-tetrahydroazepino[4,5-*b*]indole-5-carboxylic acid isopropyl ester; MS (ES): 495 (MH⁺);
- 3-(2,4-dichlorobenzoyl)-1,2,3,6-tetrahydroazepino[4,5-*b*]indole-5-carboxylic acid isopropyl ester; MS (ES): 443 (MH⁺);
- 15 3-(3-methoxybenzoyl)-1,2,3,6-tetrahydroazepino[4,5-*b*]indole-5-carboxylic acid isopropyl ester; MS (ES): 405 (MH⁺); and
- 3-(benzo[1,3]dioxole-5-carbonyl)-1,2,3,6-tetrahydroazepino[4,5-*b*]indole-5-carboxylic acid isopropyl ester; MS (ES): 419 (MH⁺).

EXAMPLE 5

20 PREPARATION OF *N*-PROPYL 3-BENZOYL-1,2,3,6-TETRAHYDROAZEPINO[4,5-*B*]INDOLE-5-CARBOXYLATE



- A. In a similar manner as described in Example 1A, but using *n*-propyl 3-bromopyruvate and *n*-propanol, the following compound was prepared:
- 25 *n*-propyl 1,2,3,6-tetrahydroazepino[4,5-*b*]indole-5-carboxylate; ¹H-NMR (CDCl₃): δ 10.41 (1H, br s), 7.74 (1H, d), 7.35 (1H, s), 7.56 (1H, d), 7.26 (1H, d), 7.09 (1H, m), 5.23 (1H, br s), 4.11 (2H, d), 3.54 (2H, br s), 3.12 (2H, br s), 1.68 (2H, m), 0.95 (3H, t); MS (ES): 271 (MH⁺).

B. The title compound was prepared in a manner similar to that described in Example 2A by using *n*-propyl 1,2,3,6-tetrahydroazepino[4,5-*b*]indole-5-carboxylate (compound of step A) and benzoyl chloride; ¹H-NMR (CDCl₃): δ 10.55 (1H, br s), 8.07 (1H, s), 7.52-7.58 (4H, m), 7.47 (2H, m), 7.33 (1H, d), 7.21 (1H, m), 7.12 (1H, m), 4.23 (2H, t), 4.13 (2H, m), 3.28 (2H, m), 1.56 (2H, m), 1.40 (3H, t); MS (ES): 375 (MH⁺).

C. In a similar manner, but replacing benzoyl chloride with the appropriately substituted acyl chloride, chloroformate, isocyanate or sulfonyl chloride, the following compounds were prepared:

10 *n*-propyl 3-(4-fluorobenzoyl)-1,2,3,6-tetrahydroazepino[4,5-*b*]indole-5-carboxylate; ¹H-NMR (CDCl₃): δ 10.54 (1H, br s), 8.00 (1H, s), 7.62 (2H, m), 7.53 (1H, d), 7.38 (1H, d), 7.10-7.24 (4H, m), 4.23 (2H, t), 4.15 (2H, t), 3.28 (2H, t), 1.51 (2H, m), 0.81 (3H, t); MS (ES): 393 (MH⁺);

15 *n*-propyl 3-(3-anisoyl)-1,2,3,6-tetrahydroazepino[4,5-*b*]indole-5-carboxylate; ¹H-NMR (CDCl₃): δ 10.54 (1H, br s), 8.09 (1H, s), 7.54 (1H, d), 7.36 (2H, m), 7.20 (1H, m), 7.05-7.13 (4H, m), 4.22 (2H, t), 4.12 (2H, t), 3.84 (3H, s), 3.27 (2H, t), 1.67 (2H, m), 0.80 (3H, t); MS (ES): 405 (MH⁺);

20 *n*-propyl 3-piperonyloyl-1,2,3,6-tetrahydroazepino[4,5-*b*]indole-5-carboxylate; ¹H-NMR (CDCl₃): δ 10.55 (1H, br s), 8.09 (1H, s), 7.52 (1H, d), 7.38 (1H, d), 7.23 (1H, m), 7.09-7.14 (3H, m), 6.86 (1H, d), 6.05 (2H, s), 4.22 (2H, t), 4.17 (2H, t), 3.26 (2H, t), 1.62 (2H, m), 0.85 (3H, t); MS (ES): 419 (MH⁺);

3-(4-chlorobenzoyl)-1,2,3,6-tetrahydroazepino[4,5-*b*]indole-5-carboxylic acid propyl ester; MS (ES): 409 (MH⁺);

25 *n*-propyl 3-phenylacetyl-1,2,3,6-tetrahydroazepino[4,5-*b*]indole-5-carboxylic acid ester; MS (ES): 389 (MH⁺);

3-(2,4-dichlorobenzoyl)-1,2,3,6-tetrahydroazepino[4,5-*b*]indole-5-carboxylic acid propyl ester; MS (ES): 443 (MH⁺);

3-(2-methoxybenzoyl)-1,2,3,6-tetrahydroazepino[4,5-*b*]indole-5-carboxylic acid propyl ester; MS (ES): 405 (MH⁺);

30 3-(4-methoxybenzoyl)-1,2,3,6-tetrahydroazepino[4,5-*b*]indole-5-carboxylic acid propyl ester; MS (ES): 405 (MH⁺);

1,6-dihydro-2*H*-azepino[4,5-*b*]indole-3,5-dicarboxylic acid 3-phenyl ester 5-propyl ester; MS (ES): 491 (MH⁺);

3-(2,4-dichlorophenylcarbamoyl)-1,2,3,6-tetrahydroazepino[4,5-*b*]indole-5-carboxylic acid propyl ester; MS (ES): 448 (MH⁺);

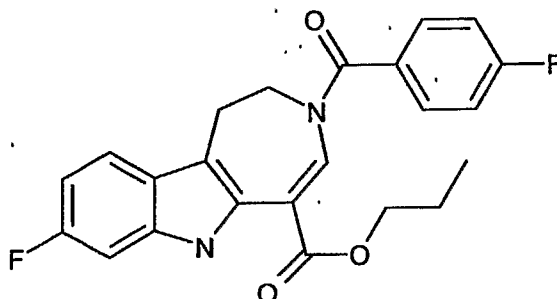
3-(4-methoxybenzenesulfonyl)-1,2,3,6-tetrahydroazepino[4,5-*b*]indole-5-carboxylic acid propyl ester; MS (ES): 448 (MH⁺);

5 3-(4-chlorobenzenesulfonyl)-1,2,3,6-tetrahydroazepino[4,5-*b*]indole-5-carboxylic acid propyl ester; MS (ES): 448 (MH⁺); and

n-propyl 3-(3,4-difluorobenzoyl)-1,2,3,6-tetrahydroazepino[4,5-*b*]indole-5-carboxylate; MS (ES): 411 (MH⁺).

EXAMPLE 6

10 PREPARATION OF N-PROPYL 3-(4-FLUOROBENZOYL)-8-FLUORO-1,2,3,6-TETRAHYDROAZEPINO[4,5-*B*]INDOLE-5-CARBOXYLATE)



A. In a manner similar to that described in Example 1A, by using 6-fluoro-tryptamine-HCl and *n*-propyl 3-bromopyruvate, the following compound was
15 prepared:

8-fluoro-1,2,3,6-tetrahydroazepino[4,5-*b*]indole-5-carboxylic acid *n*-propyl ester MS (ESI): 289 (MH⁺).

B. In a manner similar to that described in Example 2A, but replacing ethyl 1,2,3,6-tetrahydroazepino[4,5-*b*]indole-5-carboxylate with 8-fluoro-
20 1,2,3,6-tetrahydroazepino[4,5-*b*]indole-5-carboxylic acid *n*-propyl ester (the compound in Step A) and using the appropriate acyl chloride, the following compounds were prepared:

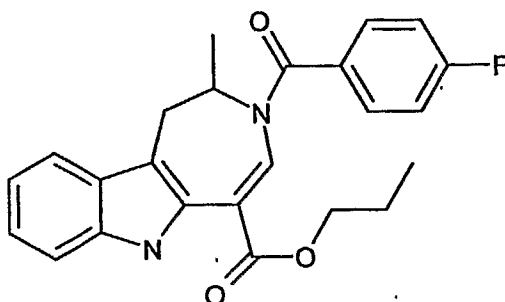
n-propyl 3-(4-fluorobenzoyl)-8-fluoro-1,2,3,6-tetrahydroazepino[4,5-*b*]indole-5-carboxylate; MS (ES): 411 (MH⁺);

25 *n*-propyl 3-(4-methoxybenzoyl)-8-fluoro-1,2,3,6-tetrahydroazepino[4,5-*b*]indole-5-carboxylate; MS (ESI): 423 (MH⁺); and

n-propyl 3-(4-chlorobenzoyl)-8-fluoro-1,2,3,6-tetrahydroazepino[4,5-*b*]indole-5-carboxylate; MS(ESI): 427(MH⁺).

EXAMPLE 7

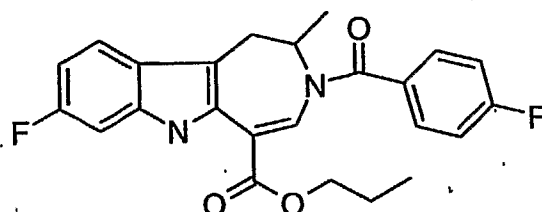
PREPARATION OF N-PROPYL 3(4-FLUOROBENZOYL)-2-METHYL-1,2,3,6-TETRAHYDROAZEPINO[4,5-B]INDOLE-5-CARBOXYLATE



- 5 A. 2-Methyl-1,2,3,6-tetrahydroazepino[4,5-*b*]indole-5-carboxylic acid *n*-propyl ester was prepared in the manner described in Example 1A using α -methyl tryptamine and *n*-propyl 3-bromopyruvate; MS (ESI): 285 (MH⁺).
- B. The title compound was prepared in a manner similar to that described in Example 2A by using 2-methyl-1,2,3,6-tetrahydroazepino[4,5-*b*]indole-5-
10 carboxylic acid *n*-propyl ester (compound in Paragraph A) and 4-fluorobenzoyl chloride; MS (ES): 407 (MH⁺). The racemic sample was submitted to chiral separation using a 10 mm x 250 mm Chiralcel OD column and a 10 % iPrOH/hexane isocratic mobile phase to give two isomers.
- C. In a similar manner as described above, but replacing 4-
15 fluorobenzoyl chloride with the appropriately substituted benzoyl chloride, the following compounds were prepared:
 n-propyl 3-(3,4-difluorobenzoyl)-2-methyl-1,2,3,6-
tetrahydroazepino[4,5-*b*]indole-5-carboxylate; MS (ES): 425 (MH⁺);
 n-propyl 3-(4-chlorobenzoyl)-2-methyl-1,2,3,6-
20 tetrahydroazepino[4,5-*b*]indole-5-carboxylate; MS (ES): 423 (MH⁺);
 n-propyl 3-(4-methoxybenzoyl)-2-methyl-1,2,3,6-
tetrahydroazepino[4,5-*b*]indole-5-carboxylate; MS (ESI): 419 ((MH⁺);
 n-propyl 2-methyl-3-(2-toluoyl)-1,2,3,6-tetrahydroazepino[4,5-*b*]indole-5-
carboxylate; MS (ESI): 403 (MH⁺); and
25 *n*-propyl 3-[2,5-bis(trifluoromethyl)benzoyl]-2-methyl-1,2,3,6-
tetrahydroazepino[4,5-*b*]indole-5-carboxylate; MS (ESI): 525 (MH⁺).

EXAMPLE 8

PREPARATION OF *N*-PROPYL 3(4-FLUOROBENZOYL)-2-METHYL-8-FLUORO-1,2,3,6-TETRAHYDROAZEPINO[4,5-*B*]INDOLE-5-CARBOXYLATE



5 A. 6-Fluoro-3-(2-nitropropenyl)-1H-indole was prepared by combining 6-fluoroindole-3-carboxaldehyde (485 mg, 2.97 mmol), nitroethane (6.0 mL); and ammonium acetate (250 mg, 3.27 mmol). The reaction solution was allowed to reflux 2 hours. The reaction solution was diluted with EtOAc (100 mL), washed with H₂O (50 mL x 2), partitioned, dried over Na₂SO₄, filtered, and concentrated under
10 reduced pressure to provide 560 mg (86 % yield) of 6-fluoro-3-(2-nitropropenyl)-1H-indole; ¹H NMR (CDCl₃) δ 11.03 (1H, br s), 8.41 (1H, s), 7.63 (1H, dd), 7.50 (1H, s), 7.06 (1H, dd), 6.92 (1H, t), 2.44 (3H, s); TLC (SiO₂ plate, 100 % DCM) *R*_f = 0.7.

B. α-Methyl-6-fluorotryptamine was prepared by the dropwise addition of an anhydrous THF solution of 6-fluoro-3-(2-nitropropenyl)-1H-indole (560
15 mg, 2.54 mmol) to a stirred mixture of LiAlH₄ (480 mg, 12.7 mmol) in THF (40 mL) at 0°C. The reaction slurry was allowed to stir under N₂ from 0°C to ambient room temperature over 3.5 hours. The reaction solution was again cooled to 0°C prior to the dropwise addition of H₂O to quench excess LiAlH₄. The reaction suspension was filtered through a pad of Celite to remove Al salts. The filtrate was concentrated under
20 reduced pressure, diluted with EtOAc (200 mL), washed with NaCl (50 mL x 2), dried over Na₂SO₄, filtered and concentrated under reduced pressure to provide 450 mg of α-methyl-6-fluorotryptamine as a viscous oil; ¹H NMR (CDCl₃) δ 8.30 (1H, br s), 7.52 (1H, m), 6.98-7.04 (2H, m), 6.87 (1H, t), 3.29 (1H, m), 2.87 (1H, dd), 2.64 (1H, q), 1.25 (3H, d); MS (ESI): 193 (MH⁺); TLC (SiO₂ plate, 100 % DCM) *R*_f = 0.1.

25 C. 2-Methyl-8-fluoro-1,2,3,6-tetrahydroazepino[4,5-*b*]indole-5-carboxylic acid *n*-propyl ester was prepared in a manner similar to that described in Example 1A by using α-methyl-6-fluorotryptamine and *n*-propyl 3-bromopyruvate; MS (ESI): 303 (MH⁺).

D. The title compound was prepared in a manner similar to that
30 described in Example 2A by using 2-methyl-8-fluoro-1,2,3,6-

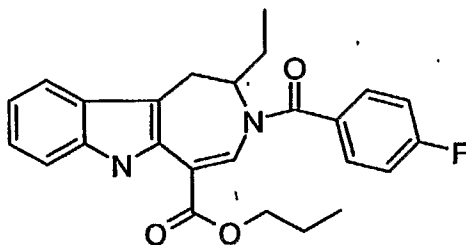
tetrahydroazepino[4,5-*b*]indole-5-carboxylic acid *n*-propyl ester and 4-fluorobenzoyl chloride; ^1H NMR (CDCl_3) δ 10.47 (1H, s), 7.96 (1H, s), 7.61-7.65 (2H, m), 7.41 (1H, m), 7.17 (2H, t), 7.05 (1H, dd), 6.90 (1H, t), 5.63 (1H, m), 4.17 (2H, m), 4.05 (2H, m), 3.38 (1H, dd), 3.07 (1H, dd), 1.55 (2H, m), 1.07 (3H, d), 0.77 (3H, t); MS (ES): 425 (MH $^+$).

E. In a similar manner as described in Steps A through D, but replacing 4-fluorobenzoyl chloride with 3,4-difluorobenzoyl chloride in Step D, the following compound was prepared:

n-propyl 3(3,4-difluorobenzoyl)-2-methyl-8-fluoro-1,2,3,6-tetrahydroazepino[4,5-*b*]indole-5-carboxylate; MS (ESI): 427 (MH $^+$).

EXAMPLE 9

PREPARATION OF *N*-PROPYL-3(4-FLUOROBENZOYL)-2-ETHYL-1,2,3,6-TETRAHYDROAZEPINO[4,5-*B*]INDOLE-5-CARBOXYLATE



A. α -Ethyl tryptamine was prepared in a manner similar to that described in Steps A and B of Example 8 by replacing nitroethane with 1-nitropropane at Step A; MS (ESI): 207 (MH $^+$).

B. 2-Ethyl 1,2,3,6-tetrahydroazepino[4,5-*b*]indole-5-carboxylic acid *n*-propyl ester was prepared in a manner similar to that described in Example 1A but replacing tryptamine hydrochloride with α -ethyl tryptamine and ethyl 3-bromopyruvate with *n*-propyl 3-bromopyruvate; MS (ESI): 303 (MH $^+$).

C. The title compound was prepared in a manner similar to that described in Example 2A but replacing ethyl 1,2,3,6-tetrahydroazepino[4,5-*b*]indole-5-carboxylate with 2-ethyl-1,2,3,6-tetrahydroazepino[4,5-*b*]indole-5-carboxylic acid *n*-propyl ester; MS(ESI): 421(MH $^+$). The racemic sample was submitted to chiral chromatography using a Chiralcel OD 10 mm x 250 mm column and a 10 % iPrOH / hexane mobile phase to give two isomers.

2412
 980049.403PC 1.5757 22472003

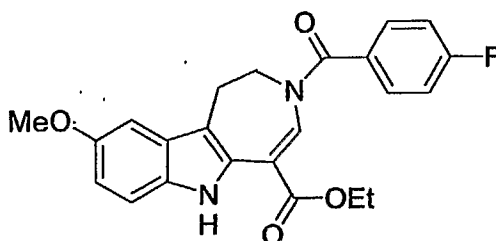
D. In a similar manner as described above in Step C, but replacing 4-fluorobenzoyl chloride with the appropriately substituted benzoyl chloride, the following compounds were prepared:

- n*-propyl 3(3,4-difluorobenzoyl)-2-ethyl-1,2,3,6-tetrahydroazepino[4,5-*b*]indole-5-carboxylate; MS (ESI): 439 (MH⁺);
n-propyl 3(4-chlorobenzoyl)-2-ethyl-1,2,3,6-tetrahydroazepino[4,5-*b*]indole-5-carboxylate; MS (ESI): 437 (MH⁺); and
n-propyl 3(4-methoxybenzoyl)-2-ethyl-1,2,3,6-tetrahydroazepino[4,5-*b*]indole-5-carboxylate; MS (ESI): 433 (MH⁺).

10

EXAMPLE 10

PREPARATION OF ETHYL 3-(4-FLUOROBENZOYL)-9-METHOXY-1,2,3,6-TETRAHYDROAZEPINO[4,5-*B*]INDOLE-5-CARBOXYLATE



- A. The title compound was prepared in a manner similar to that described in Example 2A by using ethyl 9-methoxy-1,2,3,6-tetrahydroazepino[4,5-*b*]indole-5-carboxylate and 4-fluorobenzoyl chloride; ¹H-NMR (CDCl₃): δ 10.42 (1H, br s), 7.98 (1H, s), 7.62 (2H, m), 7.28 (1H, m), 7.16 (2H, m), 6.93 (1H, d), 6.88 (1H, dd), 4.24 (4H, m), 3.88 (3H, s), 3.23 (2H, m), 1.23 (3H, t); MS (ES): 409 (MH⁺).

- B. In a similar manner, but replacing 4-fluorobenzoyl chloride with the appropriately substituted acyl chloride, chloroformate or isocyanate, the following compounds were prepared:

- ethyl 9-methoxy-3-piperonyloyl-1,2,3,6-tetrahydroazepino[4,5-*b*]indole-5-carboxylate; ¹H-NMR (CDCl₃): δ 10.43 (1H, br s), 8.06 (1H, s), 7.27 (2H, m), 7.12 (2H, m), 6.93 (1H, d), 6.86 (2H, m), 6.01 (2H, s), 4.25 (2H, q), 4.21 (2H, t), 3.88 (3H, s), 3.21 (2H, m), 1.26 (3H, t); MS (ES): 435 (MH⁺);

3-(2,4-dichlorobenzoyl)-9-methoxy-1,2,3,6-tetrahydroazepino[4,5-*b*]indole-5-carboxylic acid ethyl ester;

2412
 980049, 403PC, 1.67E7, 2775203

ethyl 3-benzoyl-9-methoxy-1,2,3,6-tetrahydroazepino[4,5-*b*]indole-5-carboxylate; MS (ES): 390 (M^+);

3-(4-chlorobenzoyl)-9-methoxy-1,2,3,6-tetrahydroazepino[4,5-*b*]indole-5-carboxylic acid ethyl ester; MS (ES): 390 (MH^+);

5 3-acetyl-9-methoxy-1,2,3,6-tetrahydroazepino[4,5-*b*]indole-5-carboxylic acid ethyl ester; MS (ES): 329 (MH^+);

9-methoxy-3-(2-methoxybenzoyl)-1,2,3,6-tetrahydroazepino[4,5-*b*]indole-5-carboxylic acid ethyl ester; MS (ES): 421 (MH^+);

10 9-methoxy-3-(3-methoxybenzoyl)-1,2,3,6-tetrahydroazepino[4,5-*b*]indole-5-carboxylic acid ethyl ester; MS (ES): 421 (MH^+);

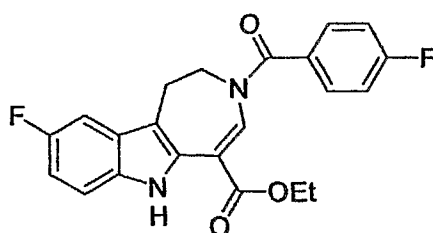
9-methoxy-3-(4-methoxybenzoyl)-1,2,3,6-tetrahydroazepino[4,5-*b*]indole-5-carboxylic acid ethyl ester; MS (ES): 421 (MH^+);

9-methoxy-1,6-dihydro-2H-azepino[4,5-*b*]indole-3,5-dicarboxylic acid 5-ethyl ester 3-phenyl ester; MS (ES): 407 (MH^+); and

15 3-(2,4-dichlorophenylcarbamoyl)-9-methoxy-1,2,3,6-tetrahydroazepino[4,5-*b*]indole-5-carboxylic acid ethyl ester; MS (ES): 474 (MH^+).

EXAMPLE 11

PREPARATION OF ETHYL 9-FLUORO-3-(4-FLUOROBENZOYL)-1,2,3,6-TETRAHYDROAZEPINO[4,5-*B*]INDOLE-5-CARBOXYLATE



20

A. The title compound was prepared in a manner similar to that described in Example 2 by using ethyl 9-fluoro-1,2,3,6-tetrahydroazepino[4,5-*b*]indole-5-carboxylate and 4-fluorobenzoyl chloride; 1H -NMR ($CDCl_3$): δ 10.57 (1H, br s), 8.04 (1H, s), 7.62 (2H, dd), 7.29 (1H, m), 7.16 (3H, m), 6.95 (1H, m), 4.24 (4H, m), 3.20 (2H, m), 1.22 (3H, t); MS (ES): 397 (MH^+).

25

B. In a similar manner, but replacing 4-fluorobenzoyl chloride with the appropriately substituted acyl chloride, chloroformate or isocyanate, the following compounds were prepared:

AMENDED SHEET

24/12
 980049.403PC
 P. 11, 19013 / 16767 - 22452003

- ethyl 9-fluoro-3-(4-toluoyl)-1,2,3,6-tetrahydroazepino[4,5-*b*]indole-5-carboxylate; ¹H-NMR (CDCl₃): δ 10.57 (1H, br s), 8.14 (1H, s), 7.49 (2H, d), 7.27 (3H, m), 7.15 (1H, dd), 6.93 (1H, m), 4.23 (4H, m), 3.19 (2H, m), 2.43 (3H, s), 1.22 (3H); MS (ES): 393 (MH⁺);
- 5 3-benzoyl-9-fluoro-1,2,3,6-tetrahydroazepino[4,5-*b*]indole-5-carboxylic acid ethyl ester; MS (ES): 379 (MH⁺);
- 9-fluoro-3-(3-fluorobenzoyl)-1,2,3,6-tetrahydroazepino[4,5-*b*]indole-5-carboxylic acid ethyl ester; MS (ES): 397 (MH⁺);
- 3-(2,3-difluorobenzoyl)-9-fluoro-1,2,3,6-tetrahydroazepino[4,5-*b*]indole-
- 10 5-carboxylic acid ethyl ester; MS (ES): 415 (MH⁺);
- 3-(2,4-difluorobenzoyl)-9-fluoro-1,2,3,6-tetrahydroazepino[4,5-*b*]indole-5-carboxylic acid ethyl ester; MS (ES): 415 (MH⁺);
- 3-(2,5-difluorobenzoyl)-9-fluoro-1,2,3,6-tetrahydroazepino[4,5-*b*]indole-5-carboxylic acid ethyl ester; MS (ES): 415 (MH⁺);
- 15 3-(3,4-difluorobenzoyl)-9-fluoro-1,2,3,6-tetrahydroazepino[4,5-*b*]indole-5-carboxylic acid ethyl ester; MS (ES): 415 (MH⁺);
- 3-(3,5-difluorobenzoyl)-9-fluoro-1,2,3,6-tetrahydroazepino[4,5-*b*]indole-5-carboxylic acid ethyl ester; MS (ES): 415 (MH⁺);
- 3-(4-Chlorobenzoyl)-9-fluoro-1,2,3,6-tetrahydroazepino[4,5-*b*]indole-5-
- 20 carboxylic acid ethyl ester; MS (ES): 413 (MH⁺);
- 3-(2,4-dichlorobenzoyl)-9-fluoro-1,2,3,6-tetrahydroazepino[4,5-*b*]indole-5-carboxylic acid ethyl ester; MS (ES): 447 (MH⁺);
- 9-fluoro-3-(3-methoxybenzoyl)-1,2,3,6-tetrahydroazepino[4,5-*b*]indole-5-carboxylic acid ethyl ester; MS (ES): 409 (MH⁺);
- 25 9-fluoro-3-(4-methoxybenzoyl)-1,2,3,6-tetrahydroazepino[4,5-*b*]indole-5-carboxylic acid ethyl ester; MS (ES): 409 (MH⁺);
- 3-(benzo[1,3]dioxole-5-carbonyl)-9-fluoro-1,2,3,6-tetrahydroazepino[4,5-*b*]indole-5-carboxylic acid ethyl ester; MS (ES): 423 (MH⁺);
- 9-fluoro-3-(pyridine-3-carbonyl)-1,2,3,6-tetrahydroazepino[4,5-*b*]indole-
- 30 5-carboxylic acid ethyl ester; MS (ES): 380 (MH⁺);
- 9-fluoro-3-(pyridine-4-carbonyl)-1,2,3,6-tetrahydroazepino[4,5-*b*]indole-5-carboxylic acid ethyl ester; MS (ES): 380 (MH⁺);
- 9-fluoro-3-(4-fluorosulfonyl-benzoyl)-1,2,3,6-tetrahydroazepino[4,5-*b*]indole-5-carboxylic acid ethyl ester; MS (ES): 461 (MH⁺);

2412
 980049.403PC 15767 2253003

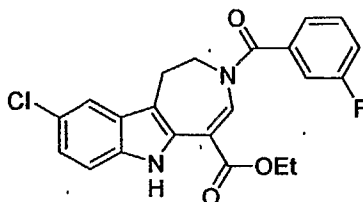
9-fluoro-3-(4-nitrobenzoyl)-1,2,3,6-tetrahydroazepino[4,5-*b*]indole-5-carboxylic acid ethyl ester; MS (ES): 424 (MH⁺);

9-fluoro-1,6-dihydro-2*H*-azepino[4,5-*b*]indole-3,5-dicarboxylic acid 5-ethyl ester; 3-phenyl ester; MS (ES): 395 (MH⁺); and

5 3-(2,4-dichlorophenylcarbamoyl)-9-fluoro-1,2,3,6-tetrahydroazepino[4,5-*b*]indole-5-carboxylic acid ethyl ester; MS (ES): 463 (MH⁺).

EXAMPLE 12

PREPARATION OF ETHYL 9-CHLORO-3-(3-FLUOROBENZOYL)-1,2,3,6-TETRAHYDROAZEPINO[4,5-*B*]INDOLE-5-CARBOXYLATE



10

A. The title compound was prepared in a manner similar to that described in Example 2A by using ethyl 9-chloro-1,2,3,6-tetrahydroazepino[4,5-*b*]indole-5-carboxylate and 3-fluorobenzoyl chloride; ¹H-NMR (CDCl₃): δ 10.61 (1H, br s), 8.07 (1H, s), 7.46 (2H, m), 7.28 (4H, m), 7.14 (1H, dd),
 15 4.25 (2H, q), 4.19 (2H, t), 3.21 (2H, t), 1.22 (3H, t); MS (ES): 413 (MH⁺).

B. In a similar manner, but replacing 3-fluorobenzoyl chloride with the appropriately substituted acyl chloride, chloroformate or isocyanate, the following compounds were prepared:

ethyl 9-chloro-3-(4-chlorobenzoyl)-1,2,3,6-tetrahydroazepino[4,5-*b*]indole-5-carboxylate; ¹H-NMR (CDCl₃): δ 10.52 (1H, br s), 8.04 (1H, s), 7.55 (2H, m), 7.46 (3H, m), 7.29 (1H, d), 7.14 (1H, dd), 4.26 (2H, q), 4.19 (2H, t), 3.21 (2H, t), 1.23 (3H, t); MS (ES): 429 (MH⁺);

ethyl 9-chloro-3-(2-anisoyl)-1,2,3,6-tetrahydroazepino[4,5-*b*]indole-5-carboxylate; ¹H-NMR (CDCl₃): δ 10.56 (1H, br s), 8.05 (1H, br s), 7.48 (2H, m), 7. (1H, dd), 7.26 (1H, d), 7.10 (2H, m), 6.98 (1H, d), 4.21 (2H, br s), 3.90 (2H, br s), 3.24 (2H, br s), 1.21 (3H, br s); MS (ES): 425 (MH⁺);

ethyl 9-chloro-3-(2,5-difluorobenzoyl)-1,2,3,6-tetrahydroazepino[4,5-*b*]indole-5-carboxylate; MS (ES): 431 (MH⁺);

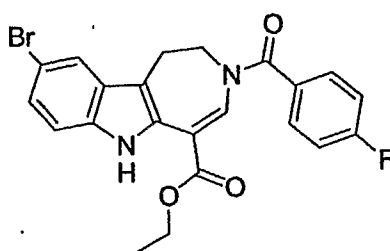
2412

980049.403PC 15767 22452003

- 3-benzoyl-9-chloro-1,2,3,6-tetrahydroazepino[4,5-*b*]indole-5-carboxylic acid ethyl ester; MS (ES): 395 (MH⁺);
- 9-chloro-3-(2,3-difluorobenzoyl)-1,2,3,6-tetrahydroazepino[4,5-*b*]indole-5-carboxylic acid ethyl ester; MS (ES): 431 (MH⁺);
- 5 9-chloro-3-(2,4-difluorobenzoyl)-1,2,3,6-tetrahydroazepino[4,5-*b*]indole-5-carboxylic acid ethyl ester; MS (ES): 431 (MH⁺);
- 9-chloro-3-(2,6-difluorobenzoyl)-1,2,3,6-tetrahydroazepino[4,5-*b*]indole-5-carboxylic acid ethyl ester; MS (ES): 431 (MH⁺);
- 9-chloro-3-(3,4-difluorobenzoyl)-1,2,3,6-tetrahydroazepino[4,5-*b*]indole-5-carboxylic acid ethyl ester; MS (ES): 431 (MH⁺);
- 10 9-chloro-3-(3,5-difluorobenzoyl)-1,2,3,6-tetrahydroazepino[4,5-*b*]indole-5-carboxylic acid ethyl ester; MS (ES): 431 (MH⁺);
- 9-chloro-3-(2,4-dichlorobenzoyl)-1,2,3,6-tetrahydroazepino[4,5-*b*]indole-5-carboxylic acid ethyl ester; MS (ES): 463 (MH⁺);
- 15 9-chloro-3-(3-methoxybenzoyl)-1,2,3,6-tetrahydroazepino[4,5-*b*]indole-5-carboxylic acid ethyl ester; MS (ES): 425 (MH⁺);
- 9-chloro-3-(4-methoxybenzoyl)-1,2,3,6-tetrahydroazepino[4,5-*b*]indole-5-carboxylic acid ethyl ester; MS (ES): 425 (MH⁺);
- 9-chloro-3-(4-fluorobenzoyl)-1,2,3,6-tetrahydroazepino[4,5-*b*]indole-5-carboxylic acid ethyl ester; MS (ES): 413 (MH⁺);
- 20 3-(benzo[1,3]dioxole-5-carbonyl)-9-chloro-1,2,3,6-tetrahydroazepino[4,5-*b*]indole-5-carboxylic acid ethyl ester; MS (ES): 439 (MH⁺);
- 9-chloro-1,6-dihydro-2H-azepino[4,5-*b*]indole-3,5-dicarboxylic acid 5-ethyl ester; 3-phenyl ester; MS (ES): 410 (MH⁺);
- 25 9-chloro-3-(2,4-dichlorophenylcarbamoyl)-1,2,3,6-tetrahydroazepino[4,5-*b*]indole-5-carboxylic acid ethyl ester; MS (ES): 478 (MH⁺); and
- 9-chloro-3-(2-fluorobenzoyl)-1,2,3,6-tetrahydroazepino[4,5-*b*]indole-5-carboxylic acid ethyl ester; MS (ES): 413 (MH⁺).

EXAMPLE 13

PREPARATION OF 9-BROMO-3-(4-FLUOROBENZOYL)-1,2,3,6-TETRAHYDROAZEPINO[4,5-B]INDOLE-5-CARBOXYLIC ACID ETHYL ESTER



5 A. The title compound was prepared in a manner similar to that described in Example 2A by using 9-bromo-1,2,3,6-tetrahydroazepino[4,5-*b*]indole-5-carboxylic acid ethyl ester and 4-fluorobenzoyl chloride; ¹H-NMR (CDCl₃): δ 10.56 (1H, s), 7.98 (1H, s), 7.56 (3H, m), 7.19 (1H, m), 7.09 (2H, m), 4.17 (4H, m), 3.13 (2H, m), 1.13 (3H, t). MS (ESI): 457, 459 (MH⁺).

10 B. In a similar manner, but replacing 4-fluorobenzoyl chloride with the appropriate benzoyl chloride, the following compounds were prepared:

9-bromo-3-(3-fluorobenzoyl)-1,2,3,6-tetrahydroazepino[4,5-*b*]indole-5-carboxylic acid ethyl ester; MS (ESI): 457, 459 (MH⁺);

15 9-bromo-3-(2-fluorobenzoyl)-1,2,3,6-tetrahydroazepino[4,5-*b*]indole-5-carboxylic acid ethyl ester; MS (ESI): 457, 459 (MH⁺);

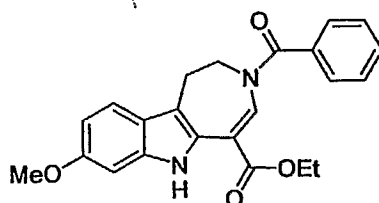
3-benzoyl-9-bromo-1,2,3,6-tetrahydroazepino[4,5-*b*]indole-5-carboxylic acid ethyl ester; MS (ESI): 439, 441 (MH⁺);

9-bromo-3-(4-chlorobenzoyl)-1,2,3,6-tetrahydroazepino[4,5-*b*]indole-5-carboxylic acid ethyl ester; MS (ESI): 473, 475 (MH⁺); and

20 9-bromo-3-(3-chlorobenzoyl)-1,2,3,6-tetrahydroazepino[4,5-*b*]indole-5-carboxylic acid ethyl ester; MS (ESI): 473, 475 (MH⁺).

EXAMPLE 14

PREPARATION OF ETHYL 3-BENZOYL-8-METHOXY-1,2,3,6-TETRAHYDROAZEPINO[4,5-B]INDOLE-5-CARBOXYLATE



A. The title compound was prepared in a manner similar to that described in Example 2A by using ethyl 8-methoxy-1,2,3,6-tetrahydroazepino[4,5-*b*]indole-5-carboxylate and benzoyl chloride; $^1\text{H-NMR}$ (CDCl_3): δ 10.41 (1H, br s), 7.98 (1H, s), 7.56 (2H, m), 7.52 (1H, m), 7.46 (2H, m), 7.39 (1H, d), 6.86 (1H, d), 6.79 (1H, dd), 4.22 (2H, q), 4.19 (2H, t), 3.86 (3H, s), 3.23 (2H, t), 1.20 (3H, t); MS (ES): 391 (MH^+).

B. In a similar manner as described above, but replacing benzoyl chloride with the appropriately substituted acyl chloride, chloroformate and isocyanate, the following compounds were prepared:

ethyl 3-benzoyl-8-methoxy-1,2,3,6-tetrahydroazepino[4,5-*b*]indole-5-carboxylate; $^1\text{H-NMR}$ (CDCl_3): δ 10.40 (1H, br s), 7.90 (1H, s), 7.61 (2H, m), 7.40 (1H, d), 7.15 (2H, m), 6.86 (1H, d), 6.79 (1H, dd), 4.25 (2H, q), 4.19 (2H, t), 3.86 (3H, s), 3.23 (2H, t), 1.23 (3H, t); MS (ES): 408 (M^+);

ethyl 8-methoxy-3-(2,3,4-trifluorobenzoyl)-1,2,3,6-tetrahydroazepino[4,5-*b*]indole-5-carboxylate; $^1\text{H-NMR}$ (CDCl_3): δ 10.35 (1H, br s), 7.38 (1H, d), 7.26 (2H, m), 7.12 (1H, m), 7.15 (1H, m), 6.85 (1H, d), 6.79 (1H, dd), 4.25 (2H, m), 4.19 (2H, t), 3.86 (3H, s), 3.23 (2H, t), 1.23 (3H, t); MS (ES): 444 (M^+);

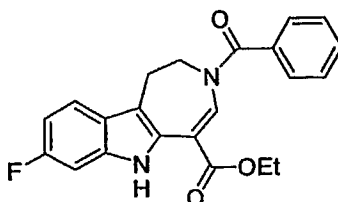
3-(2,4-difluorobenzoyl)-8-methoxy-1,2,3,6-tetrahydroazepino[4,5-*b*]indole-5-carboxylic acid ethyl ester; MS (ES): 427 (MH^+);

3-(benzo[1,3]dioxole-5-carbonyl)-8-methoxy-1,2,3,6-tetrahydroazepino[4,5-*b*]indole-5-carboxylic acid ethyl ester; MS (ES): 435 (MH^+);

3-(2,4-dichlorophenylcarbamoyl)-8-methoxy-1,2,3,6-tetrahydroazepino[4,5-*b*]indole-5-carboxylic acid ethyl ester; MS (ES): 474 (MH^+); and 8-methoxy-1,6-dihydro-2*H*-azepino[4,5-*b*]indole-3,5-dicarboxylic acid 5-ethyl ester; 3-phenyl ester; MS (ES): 407 (MH^+).

EXAMPLE 15

PREPARATION OF ETHYL 8-FLUORO-3-BENZOYL-1,2,3,6-TETRAHYDROAZEPINO[4,5-*B*]INDOLE-5-CARBOXYLATE



A. The title compound was prepared in a manner similar to that described in Example 2A by using ethyl 8-fluoro-1,2,3,6-tetrahydroazepino[4,5-*b*]indole-5-carboxylate and benzoyl chloride; ¹H-NMR (CDCl₃): δ 10.57 (1H, br s), 8.05 (1H, s), 7.55 (3H, m), 7.45 (3H, m), 7.05 (1H, dd), 6.87 (1H, m), 4.22 (4H, m), 3.24 (2H, t), 1.2 (3H, t); MS (ES): 379 (MH⁺).

B. In a similar manner, but replacing benzoyl chloride with the appropriately substituted acyl chloride, chloroformate or isocyanate, the following compounds were prepared:

ethyl 8-fluoro-3-(3-fluorobenzoyl)-1,2,3,6-tetrahydroazepino[4,5-*b*]indole-5-carboxylate; ¹H-NMR (CDCl₃): δ 10.56 (1H, br s), 7.99 (1H, s), 7.44 (2H, m), 7.32 (2H, m), 7.24 (1H, m), 7.04 (1H, dd), 6.88 (1H, m), 4.25 (2H, q), 4.19 (2H, t), 3.24 (2H, m), 1.23 (3H, t); MS (ES): 397 (MH⁺);

ethyl 8-fluoro-3-(4-fluorobenzoyl)-1,2,3,6-tetrahydroazepino[4,5-*b*]indole-5-carboxylate; ¹H-NMR (CDCl₃): δ 10.46 (1H, br s), 7.97 (1H, s), 7.62 (2H, m), 7.43 (1H, m), 7.17 (2H, m), 7.05 (1H, dd), 6.88 (1H, m), 4.25 (2H, q), 4.21 (2H, t), 3.24 (2H, t), 1.25 (3H, t); MS (ES): 396 (M⁺);

ethyl 3-(3,4-difluorobenzoyl)-8-fluoro-1,2,3,6-tetrahydroazepino[4,5-*b*]indole-5-carboxylate; ¹H-NMR (CDCl₃): δ 10.55 (1H, br s), 7.93 (1H, s), 7.46 (2H, m), 7.35 (1H, m), 7.25 (1H, m), 7.05 (1H, dd), 6.88 (1H, m), 4.28 (2H, q), 4.19 (2H), 3.24 (2H, t), 1.25 (3H, t); MS (ES): 415 (MH⁺);

ethyl 3-(4-anisoyl)-8-fluoro-1,2,3,6-tetrahydroazepino[4,5-*b*]indole-5-carboxylate; ¹H-NMR (CDCl₃): δ 10.58 (1H, br s), 8.07 (1H, s), 7.59 (2H, m), 7.41 (1H, m), 7.05 (1H, dd), 6.96 (2H, m), 6.87 (1H, m), 4.26 (2H, q), 4.21 (2H, t), 3.88 (3H, s), 3.23 (2H, t), 1.24 (3H, t); MS (ES): 409 (MH⁺);

ethyl 8-fluoro-3-piperonyloxy-1,2,3,6-tetrahydroazepino[4,5-*b*]indole-5-carboxylate; ¹H-NMR (CDCl₃): δ 10.57 (1H, br s), 8.06 (1H, s), 7.4 (1H, dd), 7.10 (2H, m), 7.04 (1H, dd), 6.87 (2H, m), 6.06 (2H, s), 4.27 (2H, q), 4.19 (2H, t), 3.22 (2H, t), 1.26 (3H, t); MS (ES): 422 (M⁺);

ethyl 3-(2,4-dichlorophenylcarbamoyl)-8-fluoro-1,2,3,6-tetrahydroazepino[4,5-*b*]indole-5-carboxylate; ¹H-NMR (CDCl₃): δ 10.60 (1H, br s), 8.21 (1H, d), 8.13 (1H, s), 7.42 (2H, m), 7.27 (1H, m), 7.05 (1H, d), 6.87 (1H, m), 4.39 (2H, q), 4.1 (2H, m), 3.22 (2H, m), 1.41 (3H, t); MS (ES): 462 (MH⁺);

3-acetyl-8-fluoro-1,2,3,6-tetrahydroazepino[4,5-*b*]indole-5-carboxylic acid ethyl ester; MS (ES): 317 (MH⁺);

2412
 P 980049.403PC 15757 23452003

8-fluoro-3-(2-fluorobenzoyl)-1,2,3,6-tetrahydroazepino[4,5-*b*]indole-5-carboxylic acid ethyl ester; MS (ES): 397 (MH⁺);

3-(2,3-difluorobenzoyl)-8-fluoro-1,2,3,6-tetrahydroazepino[4,5-*b*]indole-5-carboxylic acid ethyl ester; MS (ES): 415 (MH⁺);

5 3-(2,5-difluorobenzoyl)-8-fluoro-1,2,3,6-tetrahydroazepino[4,5-*b*]indole-5-carboxylic acid ethyl ester; MS (ES): 415 (MH⁺);

3-(2,6-difluorobenzoyl)-8-fluoro-1,2,3,6-tetrahydroazepino[4,5-*b*]indole-5-carboxylic acid ethyl ester; MS (ES): 415 (MH⁺);

10 3-(3,5-difluorobenzoyl)-8-fluoro-1,2,3,6-tetrahydroazepino[4,5-*b*]indole-5-carboxylic acid ethyl ester; MS (ES): 415 (MH⁺);

3-(4-chlorobenzoyl)-8-fluoro-1,2,3,6-tetrahydroazepino[4,5-*b*]indole-5-carboxylic acid ethyl ester; MS (ES): 413 (MH⁺);

3-(2,4-dichlorobenzoyl)-8-fluoro-1,2,3,6-tetrahydroazepino[4,5-*b*]indole-5-carboxylic acid ethyl ester; MS (ES): 447 (MH⁺);

15 8-fluoro-3-(2-methoxybenzoyl)-1,2,3,6-tetrahydroazepino[4,5-*b*]indole-5-carboxylic acid ethyl ester; MS (ES): 409 (MH⁺);

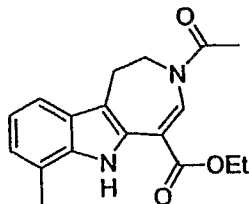
8-fluoro-3-(3-methoxybenzoyl)-1,2,3,6-tetrahydroazepino[4,5-*b*]indole-5-carboxylic acid ethyl ester; MS (ES): 409 (MH⁺);

20 3-(2,4-difluorobenzoyl)-8-fluoro-1,2,3,6-tetrahydroazepino[4,5-*b*]indole-5-carboxylic acid ethyl ester; MS (ES): 415 (MH⁺); and

8-fluoro-1,6-dihydro-2*H*-azepino[4,5-*b*]indole-3,5-dicarboxylic acid 5-ethyl ester; 3-phenyl ester; MS (ES): 395 (MH⁺).

EXAMPLE 16

25 PREPARATION OF ETHYL 3-ACETYL-7-METHYL-1,2,3,6-TETRAHYDROAZEPINO[4,5-*b*]INDOLE-5-CARBOXYLATE



A. The title compound was prepared in a manner similar to that described in Example 2A using ethyl 7-methyl-1,2,3,6-tetrahydroazepino[4,5-*b*]indole-5-carboxylate and acetyl chloride; ¹H-NMR (CDCl₃): δ 10.50 (1H, br s), 8.12 (1H, br s),

AMENDED SHEET

2412

IPCA/US

7.36 (1H, d), 7.01 (2H, m), 4.39 (2H, q), 4.01 (2H, m), 3.16 (2H, m), 2.53 (3H, s), 2.39 (3H, s), 1.43 (3H, t); MS (ES): 313 (MH⁺).

B. In a similar manner, but replacing acetyl chloride with the appropriately substituted acyl chloride, chloroformate and isocyanate, the following

5 compounds were prepared:

ethyl 3-(4-fluorobenzoyl)-7-methyl-3,1,2,3,6-

tetrahydroazepino[4,5-*b*]indole-5-carboxylate; ¹H-NMR (CDCl₃): δ 10.49 (1H, br s), 8.01 (1H, s), 7.61 (2H, m), 7.38 (1H, d), 7.16 (2H, m), 7.02 (2H, m), 4.27 (2H, q), 4.21 (2H, t), 3.27 (2H, t), 2.53 (3H, s), 126 (3H, t); MS (ES): 392 (MH⁺);

10 3-benzoyl-7-methyl-1,2,3,6-tetrahydroazepino[4,5-*b*]indole-5-carboxylic acid ethyl ester; MS (ES): 375 (MH⁺);

3-(2-fluorobenzoyl)-7-methyl-1,2,3,6-tetrahydroazepino[4,5-*b*]indole-5-carboxylic acid ethyl ester; MS (ES): 393 (MH⁺);

15 3-(3-fluorobenzoyl)-7-methyl-1,2,3,6-tetrahydroazepino[4,5-*b*]indole-5-carboxylic acid ethyl ester; MS (ES): 393 (MH⁺);

3-(2,3-difluorobenzoyl)-7-methyl-1,2,3,6-tetrahydroazepino[4,5-*b*]indole-5-carboxylic acid ethyl ester; MS (ES): 411 (MH⁺);

3-(2,4-difluorobenzoyl)-7-methyl-1,2,3,6-tetrahydroazepino[4,5-*b*]indole-5-carboxylic acid ethyl ester; MS (ES): 411 (MH⁺);

20 3-(2,5-difluorobenzoyl)-7-methyl-1,2,3,6-tetrahydroazepino[4,5-*b*]indole-5-carboxylic acid ethyl ester; MS (ES): 411 (MH⁺);

3-(2,6-difluorobenzoyl)-7-methyl-1,2,3,6-tetrahydroazepino[4,5-*b*]indole-5-carboxylic acid ethyl ester; MS (ES): 411 (MH⁺);

25 3-(3,4-difluorobenzoyl)-7-methyl-1,2,3,6-tetrahydroazepino[4,5-*b*]indole-5-carboxylic acid ethyl ester; MS (ES): 411 (MH⁺);

3-(3,5-difluorobenzoyl)-7-methyl-1,2,3,6-tetrahydroazepino[4,5-*b*]indole-5-carboxylic acid ethyl ester; MS (ES): 411 (MH⁺);

3-(4-chlorobenzoyl)-7-methyl-1,2,3,6-tetrahydroazepino[4,5-*b*]indole-5-carboxylic acid ethyl ester; MS (ES): 409 (MH⁺);

30 3-(2,4-dichlorobenzoyl)-7-methyl-1,2,3,6-tetrahydroazepino[4,5-*b*]indole-5-carboxylic acid ethyl ester; MS (ES): 443 (MH⁺);

3-(2-methoxybenzoyl)-7-methyl-1,2,3,6-tetrahydroazepino[4,5-*b*]indole-5-carboxylic acid ethyl ester; MS (ES): 405 (MH⁺);

35 3-(3-methoxybenzoyl)-7-methyl-1,2,3,6-tetrahydroazepino[4,5-*b*]indole-5-carboxylic acid ethyl ester; MS (ES): 405 (MH⁺);

AMENDED SHEET

2412
 980049.403PC 1.5757 2412003

3-(4-methoxybenzoyl)-7-methyl-1,2,3,6-tetrahydroazepino[4,5-*b*]indole-5-carboxylic acid ethyl ester; MS (ES): 405 (MH⁺);

3-(benzo[1,3]dioxole-5-carbonyl)-7-methyl-1,2,3,6-tetrahydroazepino[4,5-*b*]indole-5-carboxylic acid ethyl ester; MS (ES): 419 (MH⁺);

5 7-methyl-3-(4-nitrobenzoyl)-1,2,3,6-tetrahydroazepino[4,5-*b*]indole-5-carboxylic acid ethyl ester; MS (ES): 420 (MH⁺);

7-methyl-3-(4-methyl-3-nitrobenzoyl)-1,2,3,6-tetrahydroazepino[4,5-*b*]indole-5-carboxylic acid ethyl ester; MS (ES): 434 (MH⁺);

10 3-(4-methoxycarbonyl-benzoyl)-7-methyl-1,2,3,6-tetrahydroazepino[4,5-*b*]indole-5-carboxylic acid ethyl ester; MS (ES): 433 (MH⁺);

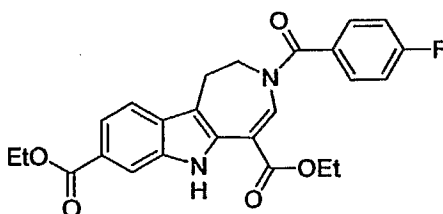
7-methyl-1,6-dihydro-2*H*-azepino[4,5-*b*]indole-3,5-dicarboxylic acid 5-ethyl ester; 3-phenyl ester; MS (ES): 391 (MH⁺); and

3-(2,4-dichlorophenylcarbamoyl)-7-methyl-1,2,3,6-tetrahydroazepino[4,5-*b*]indole-5-carboxylic acid ethyl ester; MS (ES): 458 (MH⁺).

15

EXAMPLE 17

PREPARATION OF DIETHYL 3-(4-FLUOROBENZOYL)-1,2,3,6-TETRAHYDROAZEPINO[4,5-*B*]INDOLE-5,8-DICARBOXYLATE



A. A suspension of methyl 3-formyl-6-indolecarboxylate (10 g, 49.2 mmol) and ammonium acetate (2 g) in nitromethane (50 mL) was heated to reflux for 1 hour. After cooling, solid was collected by filtration and washed with methanol and dried under high vacuum to afford methyl 3-(2'-nitrovinyl)-6-carboxylate (11.2 g). All of the material was then submitted for hydrogenation in ethanol (100 mL) in the presence of 5% Pd/C (2 g) at 40 psi hydrogen for 2 hours. Catalyst was then removed by filtration and washed with ethanol. Evaporation of solvent under high vacuum gave methyl tryptamine-6-carboxylate (7.76 g), which was used in the next step without further purification.

B. Diethyl 1,2,3,6-tetrahydroazepino[4,5-*b*]indole-5,8-dicarboxylate was the transesterification product of the method similar to that described in Example

AMENDED SHEET

IPENUS

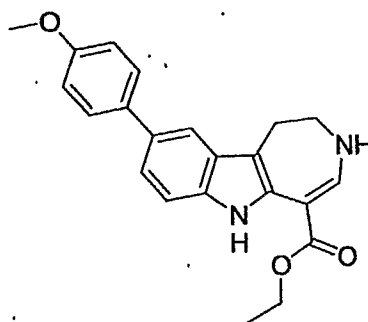
980049.403PC 2412 22452003

1A but in which tryptamine hydrochloride was replaced with methyl tryptamine-6-carboxylate.

C. The title compound was prepared in a manner similar to that described in Example 2A by using diethyl 1,2,3,6-tetrahydroazepino[4,5-*b*]indole-5,8-dicarboxylate and 4-fluorobenzoyl chloride; ¹H-NMR (CDCl₃): δ 10.78 (1H, br s), 8.13 (2H, m), 7.81 (1H, m), 7.63 (2H, m), 7.53 (1H, d), 7.17 (2H, m), 4.39 (2H, q), 4.26 (4H, m), 3.28 (2H, t), 1.42 (3H, t), 1.23 (3H, t); MS (ES): 451 (MH⁺).

EXAMPLE 18

10 PREPARATION OF 9-(4-METHOXYPHENYL)-1,2,3,6-TETRAHYDROAZEPINO[4,5-*B*]INDOLE-5-CARBOXYLIC ACID ETHYL ESTER.



A. To a stirred solution of 9-bromo-1,2,3,6-tetrahydroazepino[4,5-*b*]indole-5-carboxylic acid ethyl ester (0.20 g, 0.60 mmol), (o-tolyl)₃P (0.19g, 0.6 mmol) and 4-methoxyphenylboronic acid (0.23 g, 1.5 mmol) in DME/EtOH (1:1, 12 mL) was added 2.1 mL of 1M Na₂CO₃ solution and Pd(OAc)₂ (27 mg) at ambient temperature. The reaction mixture was heated at 80°C under N₂ for 1 hour and monitored by LC-MS. The solution was diluted with DCM (20 mL), and washed with brine. The aqueous phase was extracted with DCM (20 mL) twice. The combined organic phase was dried over Na₂SO₄ and concentrated. The crude product was purified by flash chromatograph on silica gel, eluting with EtOAc-hexane (0-30%) to yield the title compound (0.136 g) as a light yellow solid; ¹H-NMR (CDCl₃): δ 10.41 (1H, s), 7.73 (1H, d), 7.50 (3H, m), 7.29 (1H, d), 7.21 (1H, d), 6.90 (2H, m), 5.23 (1H, s), 4.20 (2H, dd), 3.76 (3H, s), 3.55 (2H, m), 3.12 (2H, m), 1.26 (3H, t); MS (ESI): 363 (MH⁺).

B. In a manner similar to that described in Example 2A, but replacing ethyl 1,2,3,6-tetrahydroazepino[4,5-*b*]indole-5-carboxylate with 9-(4-

AMENDED SHEET

2412
 980049.403PC 167157 271152003

methoxyphenyl)-1,2,3,6-tetrahydroazepino[4,5-*b*]indole-5-carboxylic acid ethyl ester, the following compound was prepared:

3-(4-fluorobenzoyl)-9-(4-methoxyphenyl)-1,2,3,6-tetrahydroazepino[4,5-*b*]indole-5-carboxylic acid ethyl ester; $^1\text{H-NMR}$ (CDCl_3): δ 10.46 (1H, s), 8.06 (2H, m), 7.55 (4H, m), 7.08 (4H, m), 6.92 (2H, m), 4.18 (4H, m), 3.79 (3H, s), 3.23 (2H, m), 1.18 (3H, t); MS (ESI): 485 (MH^+).

C. In a similar manner as described in Step B, but replacing 4-Fluorobenzoyl chloride with the appropriately substituted benzoyl chloride, the following compounds were prepared:

10 3-(3-fluorobenzoyl)-9-(4-methoxyphenyl)-1,2,3,6-tetrahydroazepino[4,5-*b*]indole-5-carboxylic acid ethyl ester; MS (ESI): 485 (MH^+);

3-(2-fluorobenzoyl)-9-(4-methoxyphenyl)-1,2,3,6-tetrahydroazepino[4,5-*b*]indole-5-carboxylic acid ethyl ester; MS (ESI): 485 (MH^+);

15 3-benzoyl-9-(4-methoxyphenyl)-1,2,3,6-tetrahydroazepino[4,5-*b*]indole-5-carboxylic acid ethyl ester; MS (ESI): 467 (MH^+);

3-(4-methoxybenzoyl)-9-(4-methoxyphenyl)-1,2,3,6-tetrahydroazepino[4,5-*b*]indole-5-carboxylic acid ethyl ester; MS (ESI): 497 (MH^+);

3-(4-chlorobenzoyl)-9-(4-methoxyphenyl)-1,2,3,6-tetrahydroazepino[4,5-*b*]indole-5-carboxylic acid ethyl ester; MS (ESI): 501 (MH^+);

20 3-(3-chlorobenzoyl)-9-(4-methoxyphenyl)-1,2,3,6-tetrahydroazepino[4,5-*b*]indole-5-carboxylic acid ethyl ester; MS (ESI): 501 (MH^+); and

3-acetyl-9-(4-methoxyphenyl)-1,2,3,6-tetrahydroazepino[4,5-*b*]indole-5-carboxylic acid ethyl ester; MS (ESI): 405 (MH^+).

D. In a manner similar to Step A, but replacing 25 4-methoxyphenylboronic acid with 3-methoxyphenylboronic acid, the following compound was prepared:

9-(3-methoxyphenyl)-1,2,3,6-tetrahydroazepino[4,5-*b*]indole-5-carboxylic acid ethyl ester; MS (ESI): 363 (MH^+).

E. In a manner similar to that described in Example 2A, but 30 replacing ethyl 1,2,3,6-tetrahydroazepino[4,5-*b*]indole-5-carboxylate with 9-(3-methoxyphenyl)-1,2,3,6-tetrahydroazepino[4,5-*b*]indole-5-carboxylic acid ethyl ester, the following compound was prepared:

3-(4-fluorobenzoyl)-9-(3-methoxyphenyl)-1,2,3,6-tetrahydroazepino[4,5-*b*]indole-5-carboxylic acid ethyl ester; $^1\text{H-NMR}$ (CDCl_3): δ 10.52

AMENDED SHEET

IPENUS

(1H, s), 7.97 (1H, s), 7.65 (1H, s), 7.57 (2H, m), 7.38 (2H, m), 7.11 (3H, m), 6.80 (1H, m), 4.18 (4H, m), 3.82 (3H, s), 3.24 (2H, m), 1.18 (3H, t); MS (ESI): 485 (MH⁺).

F. In a manner similar to that described in Step E, but replacing 4-fluorobenzoyl chloride with the appropriately substituted benzoyl chloride, the following compounds were prepared:

3-(3-fluorobenzoyl)-9-(3-methoxyphenyl)-1,2,3,6-tetrahydroazepino[4,5-b]indole-5-carboxylic acid ethyl ester; MS (ESI): 485 (MH⁺);

3-(2-fluorobenzoyl)-9-(3-methoxyphenyl)-1,2,3,6-tetrahydroazepino[4,5-b]indole-5-carboxylic acid ethyl ester; MS (ESI): 485 (MH⁺); and
 10 3-acetyl-9-(3-methoxyphenyl)-1,2,3,6-tetrahydroazepino[4,5-b]indole-5-carboxylic acid ethyl ester; MS (ESI): 405 (MH⁺).

G. In a manner similar to Step A, but replacing 4-methoxyphenylboronic acid with 2-methoxyphenylboronic acid, the following compound was prepared:

15 9-(2-methoxyphenyl)-1,2,3,6-tetrahydroazepino[4,5-b]indole-5-carboxylic acid ethyl ester; MS (ESI): 363 (MH⁺).

H. In a manner similar to that described in Example 2A, but replacing ethyl 1,2,3,6-tetrahydroazepino[4,5-b]indole-5-carboxylate with 9-(2-methoxyphenyl)-1,2,3,6-tetrahydroazepino[4,5-b]indole-5-carboxylic acid ethyl ester,
 20 the following compound was prepared:

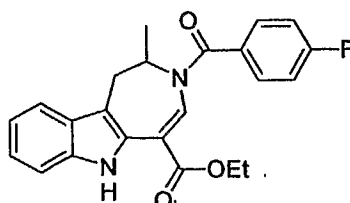
3-(4-fluorobenzoyl)-9-(2-methoxyphenyl)-1,2,3,6-tetrahydroazepino[4,5-b]indole-5-carboxylic acid ethyl ester; ¹H-NMR (CDCl₃): δ 10.49 (1H, s), 7.97 (1H, s), 7.59 (3H, m), 7.36 (3H, m), 7.27 (1H, m), 7.12 (2H, m), 6.98 (2H, m), 4.20 (4H, m), 3.78 (3H, s), 3.34 (2H, m), 1.20 (3H, t); MS (ESI): 485 (MH⁺).

25 I. In a manner similar to that described in Step H, but replacing 4-fluorobenzoyl chloride with acetyl chloride, the following compounds were prepared:
 3-acetyl-9-(2-methoxyphenyl)-1,2,3,6-tetrahydroazepino[4,5-b]indole-5-carboxylic acid ethyl ester; MS (ESI): 405 (MH⁺).

AMENDED SHEET

EXAMPLE 19

PREPARATION OF ETHYL 3-(4-FLUOROBENZOYL)-2-METHYL-1,2,3,6-TETRAHYDROAZEPINO[4,5-*b*]INDOLE-5-CARBOXYLATE



5 A. Ethyl 2-methyl-1,2,3,6-tetrahydroazepino[4,5-*b*]indole-5-carboxylate was prepared in a manner similar to that described in Example 1A by replacing tryptamine hydrochloride with 2-methyltryptamine hydrochloride.

 B. The title compound was prepared in a manner similar to that described in Example 2A by using ethyl 2-methyl-1,2,3,6-
 10 tetrahydroazepino[4,5-*b*]indole-5-carboxylate and 4-fluorobenzoyl chloride; ¹H-NMR (CDCl₃): δ 10.44 (1H, br s), 8.01 (1H, s), 7.63 (2H, m), 7.52 (1H, d), 7.39 (1H, d), 7.24 (4H, m), 5.61 (1H, br s), 4.22 (2H, m), 3.43 (1H, dd), 3.10 (1H, dd), 1.19 (3H, t), 1.06 (3H, d); MS (ES): 393 (MH⁺).

 C. In a similar manner as described above, but replacing
 15 4-fluorobenzoyl chloride with the appropriately substituted acyl chloride, the following compounds were prepared:

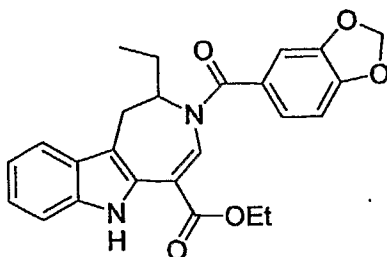
 ethyl 3-benzoyl-2-methyl-1,2,3,6-tetrahydroazepino[4,5-*b*]indole-5-carboxylate; ¹H-NMR (CDCl₃): δ 10.44 (1H, br s), 8.09 (1H, s), 7.59 (2H, m), 7.51 (4H, m), 7.31 (1H, d), 7.19 (1H, m), 7.10 (1H, m), 5.61 (1H, m), 4.18-4.27 (2H, m), 3.43 (1H, dd), 3.10 (1H, d), 1.15 (3H, t), 1.06 (3H, d); MS (ES): 375 (MH⁺);
 20

 ethyl 3-(chlorobenzoyl)-2-methyl-1,2,3,6-tetrahydroazepino[4,5-*b*]indole-5-carboxylate; ¹H-NMR (CDCl₃): δ 10.43 (1H, br s), 7.99 (1H, s), 7.54 (3H, m), 7.47 (2H, m), 7.38 (1H, d), 7.20 (1H, m), 7.11 (1H, m), 5.59 (1H, m), 4.15-4.30 (2H, m), 3.43 (1H, dd), 3.10 (1H, dd), 1.20 (3H, t), 1.06 (3H, d); MS (ES): 409 (MH⁺); and

25 ethyl 2-methyl-3-piperonyloyl-1,2,3,6-tetrahydroazepino[4,5-*b*]indole-5-carboxylate; ¹H-NMR (CDCl₃): δ 10.45 (1H, br s), 8.10 (1H, s), 7.51 (1H, d), 7.38 (1H, d), 7.15 (4H, m), 7.20 (1H, d), 6.07 (1H, d), 6.06 (1H, d), 5.58 (1H, m), 4.17-4.33 (2H, m), 3.40 (1H, dd), 3.08 (1H, dd), 1.20 (3H, t), 1.05 (3H, d); MS (ES): 419 (MH⁺).

EXAMPLE 20

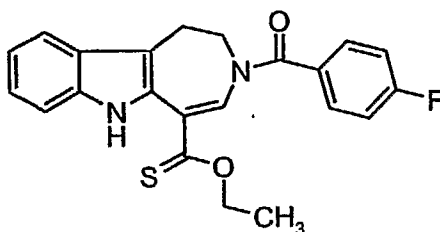
PREPARATION OF ETHYL 2-ETHYL-3-PIPERONYLOYL-1,2,3,6-TETRAHYDROAZEPINO[4,5-B]INDOLE-5-CARBOXYLATE



- 5 A. A solution of 3-(2'-ethyl-2'-nitrovinyl)indole (2.5 g, 11.5 mmol, prepared according to the literature procedure: Young (1958) *J. Chem. Soc.*:3493-3496) in ethanol was hydrogenated at 40 psi hydrogen in the presence of 10% Pd/C (0.5 g) for 16 h. Catalyst was removed by filtration and washed with ethanol. Solvent was removed and the crude was dissolved in ethanol (5 mL). The solution was
- 10 acidified with aqueous HCl (1 N, 30 mL). The solution was extracted with toluene (3x50 mL). The aqueous layer was concentrated under high vacuum to give 2-ethyltryptamine hydrochloride (0.74 g), which was used without further purification.
- B. Ethyl 2-ethyl-1,2,3,6-tetrahydroazepino[4,5-b]indole-5-carboxylate was prepared in a manner similar to that described in Example 1A by
- 15 using 2-ethyltryptamine hydrochloride.
- C. The title compound was prepared in a manner similar to that described in Example 2A by using ethyl 2-ethyl-1,2,3,6-tetrahydroazepino[4,5-b]indole-5-carboxylate and piperonyl chloride. ¹H-NMR (CDCl₃): δ 10.38 (1H, br.s), 8.15 (1H, s), 7.52 (1H, d), 7.37 (1H, d), 7.10 (4H, m), 6.88 (1H, d), 6.07 (1H, d), 6.06 (1H, d),
- 20 5.34 (1H, m), 4.16-4.33 (2H, m), 3.53 (1H, dd), 3.00 (1H, dd), 1.29-1.45 (2H, m), 1.24 (3H, t), 0.81 (3H, t); MS (ES): 433 (MH⁺).

EXAMPLE 21

PREPARATION OF 3-(4-FLUOROBENZOYL)-1,2,3,6-TETRAHYDROAZEPINO[4,5-B]INDOLE-5-CARBOETHOIC ACID O-ETHYL ESTER

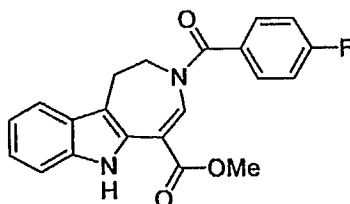


5 A. To a solution of ethyl 1,2,3,6-tetrahydroazepino[4,5-b]indole-5-carboxylate (0.51g, 2 mmol) in toluene (20 mL) was added Lawesson's reagent (1.45 g, 3.6 mmol). The resulting suspension was heated to reflux under nitrogen for 24 hours. Solvent was evaporated to give the crude product, which was purified by column chromatography on silica gel eluting with MeOH-DCM (1:19) to give 1,2,3,6-tetrahydroazepino[4,5-b]indole-5-carboethoic acid O-ethyl ester (27 mg); MS (ES): 273 (MH+).

10 B. In a manner similar to that described in Step 2A, but replacing ethyl 1,2,3,6-tetrahydroazepino[4,5-b]indole-5-carboxylate with benzyl 1,2,3,6-tetrahydroazepino[4,5-b]indole-5-carboethoic acid O-ethyl ester, the title compound was prepared; NMR (CDCl₃): δ 9.76 (1H, s), 7.95 (1H, s), 7.64 (2H, m), 7.54 (1H, d), 7.37 (1H, d), 7.11-7.24 (4H, m), 4.65 (2H, m), 4.23 (2H, t), 3.27 (2H, t), 1.40 (3H, t). MS (ES): 395 (MH+).

EXAMPLE 22

PREPARATION OF METHYL 3-(4-FLUOROBENZOYL)-1,2,3,6-TETRAHYDROAZEPINO[4,5-B]INDOLE-5-CARBOXYLATE



20 A. Methyl 1,2,3,6-tetrahydroazepino[4,5-b]indole-5-carboxylate was prepared in a manner similar to that described in Example 1A, but replacing ethyl-3-bromopyruvate with methyl 3-bromopyruvate; MS (ES): 243 (MH+).

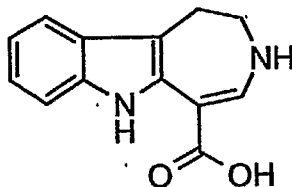
B. The title compound was prepared in a manner similar to that described in Example 2A by using methyl 1,2,3,6-tetrahydroazepino[4,5-*b*]indole-5-carboxylate (Kuehne *et al.* (1985) *J. Org. Chem.* 50:919-924) and 4-fluorobenzoyl chloride; ¹H-NMR (CDCl₃): δ 10.51 (1H, br s), 7.99 (1H, s), 7.62 (2H, m), 7.53 (1H, d), 7.23 (1H, d), 7.10-7.24 (4H, m), 4.22 (2H, t), 3.80 (3H, s), 3.27 (2H, m); MS (ES): 365 (MH⁺).

C. In a similar manner as Step B, but by replacing 4-fluorobenzoyl chloride with the appropriate acyl chloride, chloroformate or isocyanate, the following compounds were prepared:

- 10 3-benzoyl-1,2,3,6-tetrahydroazepino[4,5-*b*]indole-5-carboxylic acid methyl ester; MS (ES): 347 (MH⁺);
 3-acetyl-1,2,3,6-tetrahydroazepino[4,5-*b*]indole-5-carboxylic acid methyl ester; MS (ES): 381 (MH⁺);
 3-(4-chlorobenzoyl)-1,2,3,6-tetrahydroazepino[4,5-*b*]indole-5-carboxylic acid methyl ester; MS (ES): 285 (MH⁺);
 15 3-(2,4-dichlorobenzoyl)-1,2,3,6-tetrahydroazepino[4,5-*b*]indole-5-carboxylic acid methyl ester; MS (ES): 415 (MH⁺);
 3-(4-*tert*-butyl-benzoyl)-1,2,3,6-tetrahydroazepino[4,5-*b*]indole-5-carboxylic acid methyl ester; MS (ES): 403 (MH⁺);
 20 3-(toluene-4-sulfonyl)-1,2,3,6-tetrahydroazepino[4,5-*b*]indole-5-carboxylic acid methyl ester; MS (ES): 397 (MH⁺);
 3-(4-*tert*-butyl-benzenesulfonyl)-1,2,3,6-tetrahydroazepino[4,5-*b*]indole-5-carboxylic acid methyl ester; MS (ES): 439 (MH⁺);
 3-(2-methoxybenzoyl)-1,2,3,6-tetrahydroazepino[4,5-*b*]indole-5-carboxylic acid methyl ester; MS (ES): 377 (MH⁺);
 25 3-(3-methoxybenzoyl)-1,2,3,6-tetrahydroazepino[4,5-*b*]indole-5-carboxylic acid methyl ester; MS (ES): 377 (MH⁺); and
 3-(4-methoxybenzoyl)-1,2,3,6-tetrahydroazepino[4,5-*b*]indole-5-carboxylic acid methyl ester; MS (ES): 377 (MH⁺).

EXAMPLE 23

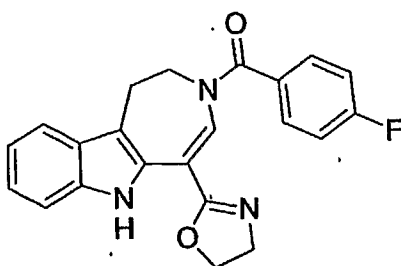
PREPARATION OF 1,2,3,6-TETRAHYDROAZEPINO[4,5-*b*]INDOLE-5-CARBOXYLIC ACID



- A. A mixture of 1,2,3,6-tetrahydroazepino[4,5-*b*]indole-5-carboxylic acid methyl ester (1.21 g, 5 mmol), di-*tert*-butyl dicarbonate (1.69 g, 1.5 eq.) and diisopropylethylamine (1.3 mL, 1.5 eq.) in benzene was heated to reflux with a Dean-Stark trap for 48 hours. After cooling, the solvent was removed and the crude product was redissolved in DCM and passed through a plug of silica gel, and eluted with DCM. Evaporation of the solvent gave a glue-like product (1,6-dihydro-2*H*-azepino[4,5-*b*]indole-3,5-dicarboxylic acid 3-*tert*-butyl ester 5-methyl ester); ¹H-NMR (CDCl₃): δ 10.52 (1H, br s), 8.40 (1H, s), 7.47 (2H, d), 7.34 (1H, m), 7.15 (1H, dd), 7.07 (1H, dd), 3.97 (2H, t), 3.87 (3H, s), 3.14 (2H, t), 1.57 (9H, s), 1.52 (3H, t).
- B. To a solution of 1,6-dihydro-2*H*-azepino[4,5-*b*]indole-3,5-dicarboxylic acid 3-*tert*-butyl ester 5-methyl ester (0.293 g, 0.62 mmol) in MeOH (4 mL) was added 4 N NaOH (2 mL) and the mixture was heated for 5 hours under nitrogen. After cooling, the reaction mixture was diluted with water and extracted with EtOAc. The aqueous layer was acidified with AcOH. Precipitate was collected by filtration and washed with water and ether and dried under high vacuum to give the title compound (70 mg); ¹H-NMR (DMSO-*d*₆): δ 11.40 (1H, s), 10.73 (1H, br s), 7.83 (1H, m), 7.73 (2H, d), 7.38 (1H, m), 7.25 (1H, m), 6.88 (2H, m), 3.45 (2H, t), 3.87 (3H, s), 3.2.98 (2H, t), MS (ES): 229 (MH⁺).

EXAMPLE 24

PREPARATION OF 3-(4-FLUOROBENZOYL)-5-(4,5-DIHYDROOXAZOL-2-YL)-1,2,3,6-TETRAHYDROAZEPINO[4,5-B]INDOLE



5 A. To a stirred solution of 3-(4-fluorobenzoyl)-1,2,3,6-tetrahydroazepino[4,5-*b*]indole-5-carboxylic acid (176 mg, 0.50 mmol) in DCM (5 mL, anhyd) was added CDI (81 mg, 0.50 mmol). After 1 hour ethanolamine (60 μ L, 1.0 mmol) was added to the reaction mixture and stirring was continued. After 2 hours the solution was diluted with CHCl_3 (100 mL), washed with H_2O (100 mL) and brine, then
 10 dried (Na_2SO_4) and concentrated to give the corresponding 2-hydroxyethylamide intermediate (0.20 g, quant) as a white solid, which was used without purification in the next step; MS(ESI): 396 (MH^+).

 B. To a stirred suspension of this intermediate (175 mg, 0.44 mmol) in CHCl_3 (4 mL, anhydrous) was added dropwise thionyl chloride (73 μ L, 1.0 mmol) at
 15 ambient temperature. After 1 hour, the reaction mixture was diluted with CHCl_3 (4 mL) and charged with 2N NaOH (4 mL) and tetrabutylammonium iodide (5 mg). After 16 hours, the organic layer was isolated, concentrated under reduced pressure and purified by chromatography on silica gel, eluting with EtOAc-DCM (0:100 to 25:75) to afford the title compound (8 mg) as a yellow solid; $^1\text{H-NMR}$ (CDCl_3): δ 11.74 (1H, s),
 20 7.66 (1H, br s), 7.60 (2H, m), 7.54 (1H, d), 7.42 (1H, d), 7.20 (1H, app t), 7.14 (2H, app t), 7.11 (1H, app t), 4.19-4.28 (4H, m), 4.12 (2H, m), 3.29 (2H, dd); MS (ESI): 376 (MH^+).

 C. In a similar manner, but replacing ethanolamine with 2-amino-2-methylpropanol, 1-amino-2-propanol, or 1-amino-2-butanol, the following compounds
 25 were prepared:

 5-(4,4-dimethyl-4,5-dihydrooxazol-2-yl)-3-(4-fluorobenzoyl)-1,2,3,6-tetrahydroazepino[4,5-*b*]indole; $^1\text{H-NMR}$ (CDCl_3): δ 11.77 (1H, s), 7.64 (1H, br s), 7.61 (2H, m), 7.54 (1H, d), 7.44 (1H, d), 7.21 (1H, app t), 7.08-7.17 (3H, m), 4.21 (2H, app t), 3.92 (2H, s), 3.28 (2H, dd), 1.41 (6H, s); MS (ESI): 404 (MH^+);

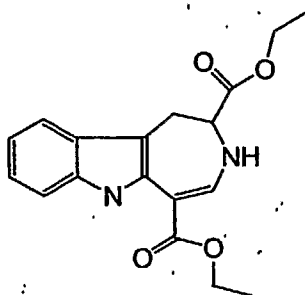
AMENDED SHEET

3-(4-fluorobenzoyl)-5-(5-methyl-4,5-dihydrooxazol-2-yl)-1,2,3,6-tetrahydroazepino[4,5-*b*]indole; MS (ESI): 390 (MH⁺); and
 5-(5-ethyl-4,5-dihydrooxazol-2-yl)-3-(4-fluorobenzoyl)-1,2,3,6-tetrahydroazepino[4,5-*b*]indole; MS (ESI): 404 (MH⁺).

5

EXAMPLE 25

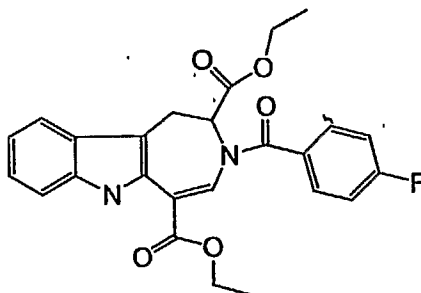
PREPARATION OF DIETHYL-1,2,3,6-TETRAHYDROAZEPINO[4,5-*B*]INDOLE-2,5-DICARBOXYLATE



- In a manner similar to that described in Example 1A, but replacing
 10 tryptamine hydrochloride with the appropriate tryptophan-methyl ester-HCl, the
 following compounds were prepared:
- diethyl 1,2,3,6-tetrahydroazepino[4,5-*b*]indole-2,5-dicarboxylate; ¹H-
 NMR (CDCl₃): δ 10.44 (1H, br s), 7.86 (1H, d), 7.48 (1H, m), 7.33 (1H, d), 7.09 (2H, m),
 6.10 (1H, d), 4.29 (4H, m), 4.10 (1H, m), 3.84 (1H, d), 2.97 (1H, dd), 1.33 (6H, m); MS
 15 (ES): 329 (MH⁺);
- diethyl-1,2,3,6-tetrahydroazepino[4,5-*b*]indole-2-(R),5-dicarboxylate
 MS(ESI): 329(MH⁺); and
- diethyl-1,2,3,6-tetrahydroazepino[4,5-*b*]indole-2-(S),5-dicarboxylate,
 MS(ESI): 329(MH⁺).

EXAMPLE 26

PREPARATION OF DIETHYL 3-(4-FLUOROBENZOYL)-1,2,3,6-TETRAHYDROAZEPINO[4,5-*b*]INDOLE-2,5-DICARBOXYLATE



5 A. The title compound was prepared in a manner similar to that described in Example 2A, but replacing ethyl 1,2,3,6-tetrahydroazepino[4,5-*b*]indole-5-carboxylate with the compounds of Example 25:

diethyl 3-(4-fluorobenzoyl)-1,2,3,6-tetrahydroazepino[4,5-*b*]indole-2,5-dicarboxylate; ¹H-NMR (CDCl₃): δ 10.21 (1H, br s), 8.24 (1H, s), 7.72 (2H, m), 7.55 (1H, d), 7.33 (1H, m), 7.19 (3H, m), 7.10 (1H, m), 6.23 (1H, m), 4.19 (2H, m), 4.09 (1H, dd), 3.82 (2H, q), 3.07 (1H, dd), 1.17 (3H, t), 0.73 (3H, t); MS (ES): 451 (MH⁺);

diethyl 3-(4-fluorobenzoyl)-1,2,3,6-tetrahydroazepino[4,5-*b*]indole-2(R),5-dicarboxylate; MS (ESI): 451(MH⁺); and

15 diethyl 3-(4-fluorobenzoyl)-1,2,3,6-tetrahydroazepino[4,5-*b*]indole-2(S),5-dicarboxylate; MS (ESI): 451(MH⁺).

B. In a similar manner, but replacing 4-fluorobenzoyl chloride with the appropriately substituted acyl chloride, the following compounds were prepared:

diethyl 3-benzoyl-1,2,3,6-tetrahydroazepino[4,5-*b*]indole-2,5-dicarboxylate; ¹H-NMR (CDCl₃): δ 10.22 (1H, br s), 8.30 (1H, s), 7.66 (2H, m), 7.44 (4H, m), 7.32 (1H, d), 7.17 (1H, m), 6.25 (1H, m), 4.16 (2H, m), 4.09 (1H, dd), 3.82 (2H, q), 3.07 (1H, dd), 1.12 (3H, t), 0.73 (3H, t); MS (ES): 433 (MH⁺);

diethyl 3-piperonyloyl-1,2,3,6-tetrahydroazepino[4,5-*b*]indole-2,5-dicarboxylate; ¹H-NMR (CDCl₃): δ 10.44 (1H, br s), 8.33 (1H, s), 7.52 (1H, d), 7.34 (1H, d), 7.25 (1H, m), 7.14-7.19 (2H, m), 7.11 (1H, m), 6.90 (1H, d), 6.19 (1H, m), 6.08 (2H, m), 4.24 (2H, m), 4.08 (1H, dd), 3.82 (2H, q), 3.06 (1H, dd), 1.22 (3H, t), 0.73 (3H, t); MS (ES): 477 (MH⁺);

3-(2,4-dichlorobenzoyl)-1,2,3,6-tetrahydroazepino[4,5-*b*]indole-2,5-dicarboxylic acid diethyl ester; MS (ES): 501 (MH⁺);

3-(4-nitrobenzoyl)-1,2,3,6-tetrahydroazepino[4,5-*b*]indole-2,5-dicarboxylic acid diethyl ester MS (ES): 478 (MH⁺);

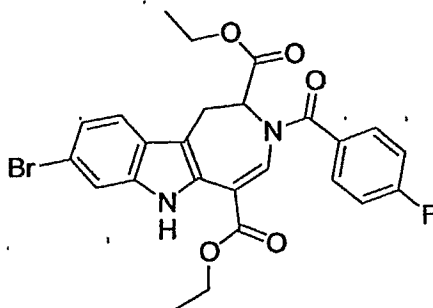
3-(3-methoxybenzoyl)-1,2,3,6-tetrahydroazepino[4,5-*b*]indole-2,5-dicarboxylic acid diethyl ester; MS (ES): 463 (MH⁺);

5 3-(4-methoxybenzoyl)-1,2,3,6-tetrahydroazepino[4,5-*b*]indole-2,5-dicarboxylic acid diethyl ester; MS (ES): 463 (MH⁺); and

3-(4-chlorobenzoyl)-1,2,3,6-tetrahydroazepino[4,5-*b*]indole-2,5-dicarboxylic acid diethyl ester; MS (ES): 467 (MH⁺).

EXAMPLE 27

10 PREPARATION OF 8-BROMO-1,2,3,6-TETRAHYDROAZEPINO[4,5-*b*]INDOLE-2,5-DICARBOXYLIC ACID DIETHYL ESTER AND VARIATIONS



A. 8-Bromo-1,2,3,6-tetrahydroazepino[4,5-*b*]indole-2,5-dicarboxylic acid diethyl ester was prepared in a manner described in Example 1A, using 6-bromo-DL-tryptophan and ethyl bromopyruvate; ¹H-NMR (CDCl₃): δ 10.41 (1H, s), 7.80 (1H, d), 7.38 (1H, d), 7.24 (1H, d), 7.18 (1H, dd), 6.06 (1H, s), 4.21 (4H, dd), 4.03 (1H, m), 3.68 (1H, d), 2.88 (H, dd), 1.24 (6H, m); MS (ESI): 407, 409 (MH⁺).

B. The title compound was prepared in a manner similar to that described in Example 2A by using 8-Bromo-1,2,3,6-tetrahydroazepino[4,5-*b*]indole-2,5-dicarboxylic acid diethyl ester (the compound in Step A) and 4-fluorobenzoyl chloride; ¹H-NMR (CDCl₃): δ 10.20 (1H, s), 8.20 (1H, s), 7.63 (2H, m), 7.41 (1H, d), 7.32 (1H, d), 7.13 (3H, m), 6.14 (1H, m), 4.12 (2H, m), 3.97 (1H, dd), 3.76 (1H, m), 2.98 (H, dd), 1.11 (3H, t), 0.68 (3H, t); MS (ESI): 529, 531 (MH⁺).

C. In a similar manner as Step B, but replacing 4-fluorobenzoyl chloride with the appropriate acyl chloride, the following compounds were prepared:

8-bromo-3-(3-fluorobenzoyl)-1,2,3,6-tetrahydroazepino[4,5-*b*]indole-2,5-dicarboxylic acid diethyl ester; MS (ESI): 529, 531 (MH⁺);

AMENDED SHEET

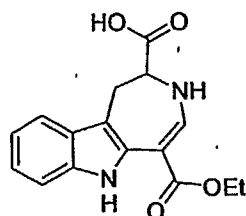
8-bromo-3-(2-fluorobenzoyl)-1,2,3,6-tetrahydroazepino[4,5-*b*]indole-2,5-dicarboxylic acid diethyl ester; MS (ESI): 529, 531 (MH⁺); and

3-acetyl-8-bromo-1,2,3,6-tetrahydroazepino[4,5-*b*]indole-2,5-dicarboxylic acid diethyl ester; MS (ESI): 449, 451 (MH⁺).

5

EXAMPLE 28

PREPARATION OF 1,2,3,6-TETRAHYDROAZEPINO[4,5-*B*]INDOLE-2,5-DICARBOXYLIC ACID 5-ETHYL ESTER

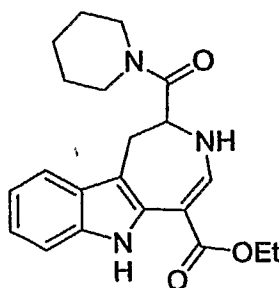


To a suspension of diethyl 1,2,3,6-tetrahydroazepino[4,5-*b*]indole-2,5-dicarboxylate (0.48 g, 1.46 mmol) in MeOH (6 mL) was added 4 N aqueous LiOH (1 mL) and the suspension was stirred for 2 hours at 20°C. Solvent was removed and the crude was dissolved in water (50 mL). The aqueous solution was then extracted with EtOAc (3×30 mL) and acidified with HOAc. Precipitate appeared and were collected by filtration and washed with water and EtOAc, then dried under high vacuum to give the title compound (300 mg); ¹H-NMR (MeOH-*d*₄): δ 8.06 (1H, s), 7.54 (1H, dd), 7.44 (1H, dd), 7.12 (2H, m), 4.43 (3H, m), 3.61 (1H, d), 3.41 (1H, m), 1.49 (3H, t); MS (ES): 301 (MH⁺).

20

EXAMPLE 29

PREPARATION OF ETHYL 2-(PIPERIDINE-1-CARBONYL)-1,2,3,6-TETRAHYDROAZEPINO[4,5-*B*]INDOLE-5-CARBOXYLATE



2412
 P 9800491403PC 3/16/97 . 32057003

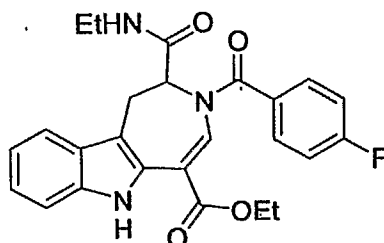
To a suspension of 1,2,3,6-tetrahydroazepino[4,5-*b*]indole-2,5-dicarboxylic acid 5-ethyl ester (45 mg, 0.15 mmol) in DCM (3 mL) was added CDI (27 mg, 1.1 equiv.). After stirring for 1 hour at 20°C, piperidine (23 µL, 1.5 equiv.) was added. The mixture was stirred overnight at 20°C and a clear solution was obtained.

- 5 Evaporation of solvent gave a crude product, which was purified by trituration with MeOH to afford the title compound (22 mg); ¹H-NMR (CDCl₃): δ 10.44 (1H, br s), 7.95 (1H, d), 7.38 (2H, d), 7.05-7.13 (2H, m), 6.69 (1H, d), 4.29 (2H, q), 3.98 (1H, dd), 3.65-3.73 (2H, m), 3.46 (1H, m), 3.31 (1H, m), 2.71 (1H, dd), 1.58-1.76 (6H, m), 1.36 (3H, t); MS (ES): 368 (MH⁺).

10

EXAMPLE 30

PREPARATION OF ETHYL 2-ETHYLCARBAMOYL-3-(4-FLUOROBENZOYL)-1,2,3,6-TETRAHYDROAZEPINO-[4,5-*B*]INDOLE-5-CARBOXYLATE

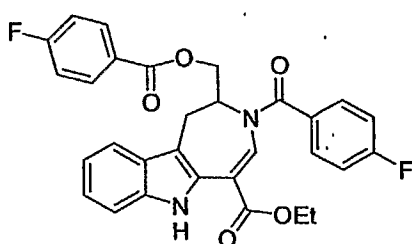


- 15 A. Ethyl 2-Ethylcarbamoyl-1,2,3,6-tetrahydroazepino[4,5-*b*]indole-5-carboxylate was prepared in a similar manner to that described in Example 29 by using ethylamine and purified on chromatography on silica gel eluting by EtOAc-Hexane (1:1).

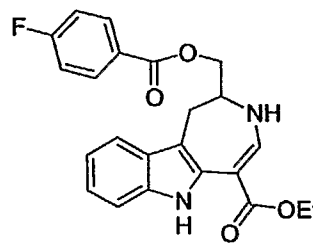
- 20 B. The title compound was prepared in a manner similar to that described in Example 2A by using ethyl 2-ethylcarbamoyl-1,2,3,6-tetrahydroazepino[4,5-*b*]indole-5-carboxylate and 4-fluorobenzoyl chloride; ¹H-NMR (CDCl₃): δ 10.21 (1H, br s), 8.27 (1H, s), 7.71-7.79 (3H, m), 7.53 (1H, m), 7.36 (1H, d), 7.20 (1H, m), 7.11 (2H, m), 6.11 (1H, d), 5.32 (1H, t), 4.21 (2H, m), 3.87 (1H, dd), 3.20 (1H, dd), 2.86-3.06 (2H, m), 1.18(3H, t), 0.57 (3H, t); MS (ES): 450 (MH⁺).

EXAMPLE 31

PREPARATION OF ETHYL 3-(4-FLUOROBENZOYL)-2-(4-FLUOROBENZOYLOXY)METHYL-1,2,3,6-TETRAHYDROAZEPINO[4,5-*b*]INDOLE-5-DICARBOXYLATE AND ETHYL 2-(4-FLUOROBENZOYLOXY)METHYL-1,2,3,6-TETRAHYDROAZEPINO[4,5-*b*]INDOLE-5-DICARBOXYLATE



31a



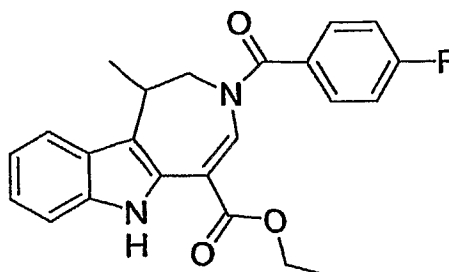
31b

A. Ethyl 2-hydroxymethyl-1,2,3,6-tetrahydroazepino[4,5-*b*]indole-5-carboxylate was prepared in a manner similar to that described in Example 1A by using 2-hydroxymethyltryptamine oxalate.

B. The title compounds were prepared in a manner similar to that described in Example 2A by using ethyl 2-hydroxymethyl-1,2,3,6-tetrahydroazepino[4,5-*b*]indole-5-carboxylate and 4-fluorobenzoyl chloride; **31a**: ¹H-NMR (CDCl₃): δ 10.46 (1H, br s), 8.15 (1H, s), 7.97 (2H, m), 7.58 (2H, m), 7.53 (1H, d), 7.39 (1H, d), 7.06-7.24 (6H, m), 5.96 (1H, m), 4.12-31 (4H, m), 3.73 (1H, dd), 3.17 (1H, dd), 1.20 (3H, t); MS (ES): 531 (MH⁺); **31b**: ¹H-NMR (CDCl₃): δ 10.42 (1H, br s), 8.14 (1H, s), 8.05 (2H, m), 7.81 (1H, d), 7.42 (1H, d), 7.34 (1H, m), 7.04-7.22 (3H, m), 5.62 (1H, m), 4.45 (1H, dd), 4.25-4.35 (3H, m), 4.08 (1H, m), 3.25 (2H, m), 1.35 (3H, t); MS (ES): 409 (MH⁺).

EXAMPLE 32

PREPARATION OF ETHYL 3-(4-FLUOROBENZOYL)-1-METHYL-1,2,3,6-TETRAHYDROAZEPINO[4,5-*b*]INDOLE-5-CARBOXYLATE



A. To a stirred solution of 3-indolylacetonitrile (3.9 g, 25 mmol) in DCM (100 mL, anhyd) was added BOC anhydride (6.5 g, 30 mmol), DMAP (3.6 g, 30 mmol) and TEA (4.2 mL, 30 mmol). After 2 hours, the reaction mixture was diluted with DCM (100 mL), washed with 1N HCl (2 x 50 mL) and brine, then dried (Na₂SO₄), concentrated and chromatographed (silica gel, 6% EtOAc/Hex) to yield (1-*tert*-butoxycarbonylindol-3-yl)acetonitrile (5.4 g, 84%) as a pale yellow solid; ¹H-NMR (CDCl₃): δ 8.17 (1H, br d), 7.64 (1H, br s), 7.52 (1H, br d), 7.38 (1H, app t), 7.30 (1H, app t), 3.78 (2H, s), 1.68 (9H, s).

B. To a stirred solution of (1-*tert*-butoxycarbonylindol-3-yl)acetonitrile (5.30 g, 20.7 mmol) in THF (20 mL, anhyd) chilled to -78°C was added dropwise a 1.0 M solution of LiHMDS in THF (21 mL, 21 mmol). After 40 minutes, iodomethane (1.3 mL, 21 mmol) was added rapidly, and the reaction mixture was allowed to warm to ambient temperature. After 15 hours, the reaction was quenched by addition of 0.2 N HCl (100 mL) and extracted with Et₂O (2 x 100 mL). The combined extracts were washed with brine, dried (Na₂SO₄), concentrated and chromatographed (silica gel, 6% EtOAc/Hex) to give 2-(1-*tert*-butoxycarbonyl indol-3-yl)propionitrile (the title compound) (4.0 g, 71%) as a light yellow oil; ¹H-NMR (CDCl₃): δ 8.17 (1H, br d), 7.60 (2H, m), 7.37 (1H, br d), 7.30 (1H, app t), 4.10 (1H, q), 1.76 (3H, d), 1.68 (9H, s).

C. To a stirred solution of 2-(1-*tert*-butoxycarbonylindol-3-yl)propionitrile (4.00 g, 14.8 mmol) in DCM (10 mL) was added TFA (10 mL) with caution. After 1 hour, the reaction was diluted with DCM (40 mL), washed with water (2 x 40 mL) and brine, then dried (Na₂SO₄), and concentrated under reduced pressure to give 2-(1*H*-indol-3-yl)propionitrile (2.5 g, 99%) as a pale brown solid; ¹H-NMR (CDCl₃): δ 8.25 (1H, d), 7.69 (1H, s), 7.65 (1H, d), 7.45 (1H, app t), 7.37 (1H, app t), 4.12 (1H, q), 1.79 (3H, d).

D. To a stirred suspension of LAH (3.4 g, 90 mmol) in THF (40 mL, anhyd) chilled to 0°C was added a solution of 2-(1*H*-indol-3-yl)propionitrile (2.5 g, 14.7 mmol) in THF (40 mL, anhyd). The reaction mixture was allowed to warm to ambient temperature and then heated at reflux. After 1 hour, the reaction mixture was cooled to 0°C and quenched cautiously with wet THF (5-10% H₂O) until gas evolution had ceased. The resulting mixture was filtered through Celite™ and concentrated to give a brown residue. The filtering agent was rinsed with Et₂O (100 mL), which was combined with the residue, dried (Na₂SO₄), and concentrated under reduced pressure to yield 2-(1*H*-indol-3-yl)propylamine (2.1 g, 82%) as a pale amber oil; ¹H-NMR

(CDCl₃): δ 8.28 (1H, br s), 7.61 (1H, d), 7.36 (1H, d), 7.16 (1H, app t), 7.08 (1H, app t), 6.96 (1H, br s), 3.41 (2H, br s), 3.19 (1H, q), 2.95 (2H, app d), 1.35 (3H, d).

E. In a manner similar to Example 1A, but replacing tryptamine hydrochloride with 2-(1*H*-indol-3-yl)propylamine hydrochloride, prepared *in situ* with one equivalent of anhydrous HCl/dioxane, ethyl 1-methyl-1,2,3,6-tetrahydroazepino[4,5-*b*]indole-5-carboxylate was prepared; MS(ESI): 271 (MH⁺).

F. In a manner similar to Example 2A, but replacing ethyl 1,2,3,6-tetrahydroazepino[4,5-*b*]indole-5-carboxylate with ethyl 1-methyl-1,2,3,6-tetrahydroazepino[4,5-*b*]indole-5-carboxylate, the title compound was prepared; ¹H-NMR (CDCl₃): δ 10.54 (1H, br s), 7.97 (1H, s), 7.63-7.68 (2H, m), 7.58 (1H, d), 7.39 (1H, d), 7.09-7.23 (4H, m), 5.28 (1H, dd), 4.25 (2H, m), 3.85 (1H, m), 3.18 (1H, d), 1.34 (3H, d), 1.22 (3H, t); MS(ESI): 393 (MH⁺).

G. In a manner similar to that described in Step F, but replacing 4-fluorobenzoyl chloride with the appropriate acyl chloride, the following compounds were prepared:

ethyl 3-(4-chlorobenzoyl)-1-methyl-1,2,3,6-tetrahydroazepino[4,5-*b*]indole-5-carboxylate; ¹H-NMR (CDCl₃): δ 10.53 (1H, br s), 7.95 (1H, br s), 7.55-7.60 (3H, m), 7.46 (2H, d), 7.38 (1H, d), 7.21 (1H, app t), 7.12 (1H, app t), 5.26 (1H, dd), 4.25 (2H, m), 3.85 (1H, m), 3.18 (1H, d), 1.34 (3H, d), 1.22 (3H, t); MS (ESI): 409 (MH⁺) (the racemic sample was submitted to chiral separation using (Chiralcel OD 10mmx250 mm, 10% IPA/Hex mobile phase) to afford the two enantiomers);

ethyl 3-(3,4-difluorobenzoyl)-1-methyl-1,2,3,6-tetrahydroazepino[4,5-*b*]indole-5-carboxylate; MS(ESI): 411 (MH⁺);

ethyl 3-(4-anisoyl)-1-methyl-1,2,3,6-tetrahydroazepino[4,5-*b*]indole-5-carboxylate; MS (ESI): 405 (MH⁺); and

ethyl 3-piperonyloyl-1-methyl-1,2,3,6-tetrahydroazepino[4,5-*b*]indole-5-carboxylate; MS (ESI): 419 (MH⁺).

H. In a manner similar to that described in Steps A through E, but using 2 equivalents of iodomethane during the alkylation of (1-*tert*-butoxycarbonyl indol-3-yl)acetonitrile at Step B, the following compound was prepared:

ethyl 1,1-dimethyl-1,2,3,6-tetrahydroazepino[4,5-*b*]indole-5-carboxylate; MS (ESI): 285 (MH⁺).

I. In a manner similar to that described in Example 2A, but replacing ethyl 1,2,3,6-tetrahydroazepino[4,5-*b*]indole-5-carboxylate with ethyl 1,1-

2412

980049/403PC

dimethyl-1,2,3,6-tetrahydroazepino[4,5-*b*]indole-5-carboxylate, the following compound was prepared:

ethyl 1,1-dimethyl-3-(4-fluorobenzoyl)-1,2,3,6-tetrahydroazepino[4,5-*b*]indole-5-carboxylate; ¹H-NMR (DMSO-*d*₆): δ 10.82 (1H, s), 7.76 (1H, d), 7.65 (1H, s), 7.61 (2H, dd), 7.54 (1H, d), 7.35 (2H, app t), 7.09 (1H, app t), 6.98 (1H, app t), 4.22 (2H, q), 3.97 (2H, br s), 1.52 (6H, s), 1.17 (3H, t); MS(ESI): 407 (MH⁺).

J. In a manner similar to Step I, but replacing 4-fluorobenzoyl chloride with the appropriately substituted benzoyl chloride, the following compounds were prepared:

ethyl 3-(4-chlorobenzoyl)-1,1-dimethyl-1,2,3,6-tetrahydroazepino[4,5-*b*]indole-5-carboxylate; ¹H-NMR (DMSO-*d*₆): δ 10.81 (1H, s), 7.76 (1H, d), 7.63 (1H, s), 7.51-7.61 (5H, m), 7.09 (1H, app t), 6.98 (1H, app t), 4.22 (2H, q), 3.96 (2H, br s), 1.52 (6H, s), 1.18 (3H, t); MS (ESI): 423 (MH⁺);

ethyl 3-(3,4-difluorobenzoyl)-1,1-dimethyl-1,2,3,6-tetrahydroazepino[4,5-*b*]indole-5-carboxylate; MS (ESI): 425 (MH⁺);

ethyl 3-(4-anisoyl)-1,1-dimethyl-1,2,3,6-tetrahydroazepino[4,5-*b*]indole-5-carboxylate; MS (ESI): 419 (MH⁺); and

ethyl 1,1-dimethyl-3-piperonyloyl-1,2,3,6-tetrahydroazepino[4,5-*b*]indole-5-carboxylate; MS (ESI): 433 (MH⁺).

K. In a manner similar to that described in Steps A through E, but replacing iodomethane with bromoethane during alkylation of (1-*tert*-butoxycarbonyl indol-3-yl)acetonitrile at Step B, the intermediate ethyl 1-ethyl-1,2,3,6-tetrahydroazepino[4,5-*b*]indole-5-carboxylate was prepared. In manner similar to Step F but replacing ethyl 1-methyl-1,2,3,6-tetrahydroazepino[4,5-*b*]indole-5-carboxylate with ethyl 1-ethyl-1,2,3,6-tetrahydroazepino[4,5-*b*]indole-5-carboxylate, the following compound was prepared:

ethyl 1-ethyl-3-(4-fluorobenzoyl)-1,2,3,6-tetrahydroazepino[4,5-*b*]indole-5-carboxylate; ¹H-NMR (DMSO-*d*₆): δ 10.87 (1H, s), 7.94 (1H, s), 7.69 (2H, m), 7.52 (2H, app t), 7.41 (2H, app t), 7.08 (1H, app t), 7.00 (1H, app t), 5.13 (1H, d), 4.20 (2H, m), 3.56 (1H, m), 3.08 (1H, d), 1.48 (1H, m), 1.14 (3H, t), 0.93 (3H, t); MS(ESI): 407 (MH⁺).

L. In a manner similar to Step K, but replacing 4-fluorobenzoyl chloride with the appropriately substituted acyl chloride, the following compounds were prepared:

ethyl 3-(4-chlorobenzoyl)-1-ethyl-1,2,3,6-tetrahydroazepino[4,5-*b*]indole-5-carboxylate; MS(ESI): 423 (MH⁺);

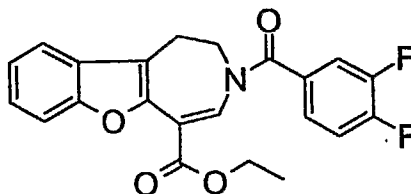
ethyl 3-(3,4-difluorobenzoyl)-1-ethyl-1,2,3,6-tetrahydroazepino[4,5-*b*]indole-5-carboxylate; MS (ESI): 425 (MH⁺);

5 ethyl 3-(4-anisoyl)-1-ethyl-1,2,3,6-tetrahydroazepino[4,5-*b*]indole-5-carboxylate; MS (ESI): 419 (MH⁺); and

ethyl 1-ethyl-3-piperonyloyl-1,2,3,6-tetrahydroazepino[4,5-*b*]indole-5-carboxylate; MS (ESI): 433 (MH⁺).

EXAMPLE 33

10 PREPARATION OF 7-(3,4-DIFLUOROBENZOYL)-6,7-DIHYDRO-5H-10-OXA-7-AZABENZO[A]AZULENE-9-CARBOXYLIC ACID ETHYL ESTER



A. In a manner similar to that described in Step D of Example 32, but replacing 2-(1-*tert*-butoxycarbonyl indol-3-yl)propionitrile with 3-benzofuranylacetonitrile, the intermediate 3(2-aminoethyl) benzofuran was prepared; MS (ES): 162 (MH⁺).

B. In a manner similar to that described in Step E of Example 32, but replacing 2-(1*H*-indol-3-yl)propylamine with 3(2-aminoethyl) benzofuran, the intermediate 6,7-dihydro-5*H*-10-oxa-7-azabenzobenzofuran-9-carboxylic acid ethyl ester was prepared; MS (ES): 258 (MH⁺).

C. In a manner similar to Step F of Example 32, but using the intermediate 6,7-dihydro-5*H*-10-oxa-7-azabenzobenzofuran-9-carboxylic acid ethyl ester and 3,4-difluorobenzoyl chloride, the title compound was prepared; ¹NMR (CDCl₃): δ 7.46-7.53 (4H, m), 7.34 (2H, m), 7.25 (2H, m), 4.33 (2H, q), 4.21 (2H, t), 3.17 (2H, t), 1.32 (3H, t). MS (ES): 398 (MH⁺).

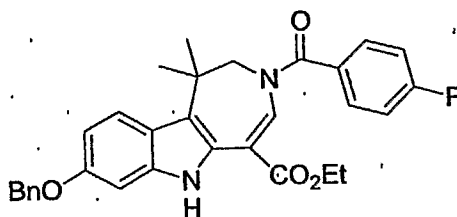
D. In a manner similar to Step A through C, but replacing 3-benzofuranylacetonitrile with 3-benzothiopheneacetonitrile at Step A, the following compound was prepared:

7-(3,4-Difluorobenzoyl)-6,7-dihydro-5*H*-10-thia-7-aza-benzobenzofuran-9-carboxylic acid ethyl ester; ¹NMR (CDCl₃): δ 8.15 (1H, s), 7.84 (1H, m), 7.67 (1H, m),

7.50 (1H, m), 7.38 (3H, m), 7.30 (1H, m), 4.24-4.30 (3H, m), 3.34 (2H, t), 1.27 (3H, t).
 MS (ES): 414 (MH⁺).

EXAMPLE 34

PREPARATION OF 8-BENZYLOXY-3-(4-FLUOROBENZOYL)-1,1-DIMETHYL-1,2,3,6-TETRAHYDROAZEPINO[4,5-*b*]INDOLE-5-CARBOXYLIC ACID ETHYL ESTER



A. Methyl iodide (15 mL) was added to a stirred mixture of 6-benzyloxygramine (10 g, 35.66 mmol) in dry benzene (150 mL) at ambient temperature. The mixture was stirred at ambient temperature for 30 minutes, then allowed to stand in the dark overnight. The solid was collected by filtration, then dried in high vacuum to give (6-benzyloxy-1*H*-indol-3-ylmethyl)trimethylammonium iodide (17.5 g).

B. A mixture of (6-benzyloxy-1*H*-indol-3-ylmethyl)trimethylammonium iodide (2.2 g, 5 mmol), sodium cyanide (500 mg, 10.2 mmol), and 95% EtOH (50 mL) was refluxed under nitrogen for 5 hours. The solvent was removed in vacuo, and the residue was taken in DCM, and washed with water, then dried with sodium sulfate, and evaporated *in vacuo* to afford a white solid, which was recrystallized from EtOH to give (6-benzyloxy-1*H*-indol-3-yl)-acetonitrile (1.25 g, 86%). MS (ES): 263 (MH⁺).

C. (6-Benzyloxy-1*H*-indol-3-yl)-acetonitrile was protected by di-*tert*-butyldicarbonate (BOC₂O) to give 6-benzyloxy-3-cyanomethylindole-1-carboxylic acid *tert*-butyl ester using the same conditions as described in Example 32A; MS (ES): 363 (MH⁺).

D. Methylation of 6-benzyloxy-3-cyanomethylindole-1-carboxylic acid *tert*-butyl ester was carried out in a manner similar to that described in Step B of Example 32, but using 2 equivalents of iodomethane during alkylation to give 6-benzyloxy-3-(2-cyano(2-propyl)indole-1-carboxylic acid *tert*-butyl ester; MS (ES): 391 (MH⁺).

E. 6-Benzyloxy-3-(cyano(dimethyl)methyl)indole-1-carboxylic acid *tert*-butyl ester was deprotected to give 2-(6-benzyloxy-1*H*-indol-3-yl)-2-methyl-

propionitrile in a manner similar to that described in Step C of Example 32; MS (ES): 291 (MH⁺).

5 F. 2-(6-benzyloxy-1H-indol-3-yl)-2-methyl-propionitrile was reduced with LAH to give 2-(6-benzyloxy-1H-indol-3-yl)-2-methyl-propylamine hydrochloride in a manner similar to that as described in Step D of Example 32; MS (ES): 295 (MH⁺).

G. 8-benzyloxy-1,1-dimethyl-1,2,3,6-tetrahydroazepino[4,5-b]indole-5-carboxylic acid ethyl ester was prepared in a manner similar to that described in Example 1A by using 2-(6-benzyloxy-1H-indol-3-yl)-2-methyl-propylamine hydrochloride generated *in situ*.

10 H. The title compound was prepared in a manner similar to that described in Example 2A by using 4-fluorobenzoyl chloride; MS (ES): 513 (MH⁺)

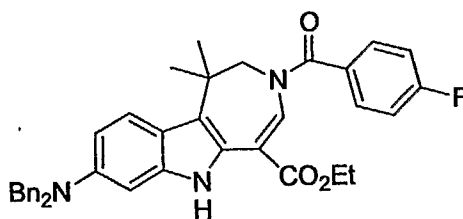
I. In a manner similar to that described in Steps C-H, but replacing (6-benzyloxy-1H-indol-3-yl)acetonitrile with 5-benzyloxyindole-3-acetonitrile in Step C, the following compound was prepared:

15 9-benzyloxy-3-(4-fluorobenzoyl)-1,1-dimethyl-1,2,3,6-tetrahydroazepino[4,5-b]indole-5-carboxylic acid ethyl ester; MS (ES): 513 (MH⁺).

EXAMPLE 35

PREPARATION OF 8-DIBENZYLAMINO-3-(4-FLUOROBENZOYL)-1,1-DIMETHYL-1,2,3,6-TETRAHYDROAZEPINO[4,5-B]INDOLE-5-CARBOXYLIC ACID ETHYL ESTER AND VARIATIONS

20



A. To prepare 8-dibenzylamino-1,1-dimethyl-1,2,3,6-tetrahydroazepino[4,5-b]indole-5-carboxylic acid ethyl ester: Benzyl bromide (10 mL, 84.2 mmol) was added to a stirred mixture of (6-amino-1H-indol-3-yl)acetonitrile (Brown, R. K.; Garrison, R.A., *J. Am. Chem. Soc.* (1955), Vol. 77, pp. 3839-3842) (5.16 g, 30.14 mmol), potassium carbonate (10.83 g, 78.36 mmol), sodium iodide (560 mg, 3.74 mmol) and anhydrous DMF (150mL) at ambient temperature under nitrogen. The resulting mixture was stirred at ambient temperature overnight, then poured into a mixture of water, and extracted with ethyl acetate. The combined extracts were washed with ammonium chloride solution, and evaporated *in vacuo*. The residue was

25

30

purified by chromatography on silica gel eluting with hexane-ethyl acetate (85:15) to give (6-dibenzylamino-1*H*-indol-3-yl)-acetonitrile (8.8 g); MS (ES): 352 (MH⁺), which was then treated in a manner similar to that described in in Example 34C-G but replacing (6-benzyloxy-1*H*-indol-3-yl)acetonitrile with (6-dibenzylamino-1*H*-indo-3-yl)acetonitrile at Step C.

B. To prepare 6-(benzyl(methyl)amino)-1,1-dimethyl-1,2,3,6-tetrahydroazepino[4,5-*b*]indole-5-carboxylic acid ethyl ester: To a solution of 6-amino-1*H*-indol-3-yl]-acetonitrile (10.8 g, 63.1 mmol) in DCM-MeOH (4:1, 100 mL) was added benzaldehyde (6.8 mL, 1.05 equiv) and the mixture was stirred for 2 h at 20°C. Solvent was removed to give a solid, which was purified by trituration with DCM-hexane (1:4) to give a solid (16.3 g), which was used in the next step without further purification.

C. To a suspension of all of the above solid in DCM (200 mL) was added (Boc)₂O (20.32 g, 1.5 equiv) and TEA (13.2 mL, 1.5 equiv) and 4-(dimethylamino)pyridine (1 g, 7.8 mmol) and the mixture was stirred for 1 h at 20°C. It was then washed by 1% hydrochloric acid, water, saturated aqueous sodium bicarbonate and water and dried over MgSO₄. Evaporation of solvent gave a solid, which was used in the next step without further purification.

D. To a solution of all of the above solid in EtOH-AcOH (10:3, 100 mL) was added NaBH₃CN (6g, 94 mmol) and the mixture was stirred for 1 h at 20°C. It was then basified with 28% aqueous ammonium hydroxide and extracted with DCM (3x100 mL). The combined organic layer was washed with water and dried over MgSO₄. Evaporation of solvent gave 6-(benzylamino)-3-cyanomethyl-indole-1-carboxylic acid tert-butyl ester as a solid (20.4 g). MS (ES): 362 (MH⁺).

E. To a solution of 6-(benzylamino)-3-cyanomethyl-indole-1-carboxylic acid tert-butyl ester (20.4 g, 56.5 mmol) in DMF (100 mL) was added iodomethane (21.2 mL, 6 equiv) and sodium hydride (60%, 13.54g, 6 equiv) at 10°C under nitrogen. The reaction mixture was stirred for 3 h at 0°C. The reaction was quenched with aqueous ammonium chloride and the mixture was extracted with DCM (3x100 mL). The combined organic layer was washed with aqueous ammonium chloride and dried over MgSO₄. Evaporation of solvent gave a crude, which was purified by column chromatography on silica gel eluting with hexane-EtOAc (9:1) to give 6-(benzylmethylamino)-3-(cyanodimethylmethyl)indole-1-carboxylic acid tert-butyl ester as a solid (10.6 g). MS (ES): 404 (MH⁺).

F. A solution of 6-(benzyl-methyl-amino)-3-(cyano-dimethyl-methyl)-indole-1-carboxylic acid tert-butyl ester (26.4 g, 90%, 58.9 mmol) in DCM-TFA

(2:1, 180 mL) was stirred for 20 h at 20°C. Evaporation of solvent gave a crude, which was redissolved in DCM and the solution was washed with water, aqueous sodium bicarbonate and water and dried over MgSO_4 . Evaporation of solvent gave a solid, which was triturated with hexane to give [6-(benzyl-methyl-amino)-1H-indol-3-yl]-acetonitrile as a solid (14.3 g). MS (ES): 304 (MH^+). [6-(benzyl-methyl-amino)-1H-indol-3-yl]-acetonitrile was then treated in a manner similar to that described in Step 34D-H, but using greater than three equivalents of iodomethane, to give 6-(benzyl(methyl)amino)-1,1-dimethyl-1,2,3,6-tetrahydroazepino[4,5-*b*]indole-5-carboxylic acid ethyl ester.

10 G. In a similar manner to steps A-F, but replacing (6-amino-1H-indol-3-yl)-acetonitrile with (5-amino-1H-indol-3-yl)acetonitrile, the following compounds were prepared:

9-dibenzylamino-1,1-dimethyl-1,2,3,6-tetrahydroazepino[4,5-*b*]indole-5-carboxylic acid ethyl ester.

15 H. In a manner similar to that described in Example 2A, but replacing ethyl 1,2,3,6-tetrahydroazepino[4,5-*b*]indole-5-carboxylate with the appropriate compounds, the following compounds were prepared:

8-dibenzylamino-3-(4-fluorobenzoyl)-1,1-dimethyl-1,2,3,6-tetrahydroazepino[4,5-*b*]indole-5-carboxylic acid ethyl ester MS (ES): 602 (MH^+);

20 8-(benzyl(methyl)amino)-3-(4-fluorobenzoyl)-1,1-dimethyl-1,2,3,6-tetrahydroazepino[4,5-*b*]indole-5-carboxylic acid ethyl ester; MS (ES): 526 (MH^+); and

9-dibenzylamino-3-(4-fluorobenzoyl)-1,1-dimethyl-1,2,3,6-tetrahydroazepino[4,5-*b*]indole-5-carboxylic acid ethyl ester; MS (ESI): 602 (MH^+).

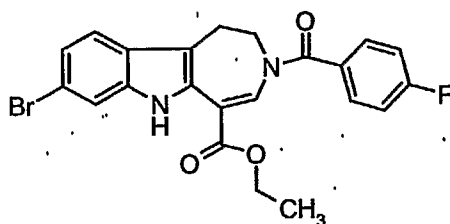
25 I. In a manner similar to Example 2A, but using ethyl 8-(benzyl(methyl)amino)-1,1-dimethyl-1,2,3,6-tetrahydroazepino[4,5-*b*]indole-5-carboxylate and 3,4-difluorobenzoyl chloride, the following compound was prepared:

8-(benzyl(methyl)amino)-3-(3,4-difluorobenzoyl)-1,1-dimethyl-1,2,3,6-tetrahydroazepino[4,5-*b*]indole-5-carboxylic acid ethyl ester. MS (ES): 544 (MH^+).

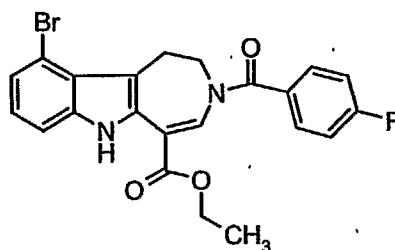
EXAMPLE 36

PREPARATION OF 10-BROMO-3-(4-FLUOROBENZOYL)-1,2,3,6-TETRAHYDROAZEPINO[4,5-*b*]INDOLE-5-CARBOXYLIC ACID ETHYL ESTER AND 8-BROMO-3-(4-FLUOROBENZOYL)-1,2,3,6-TETRAHYDROAZEPINO[4,5-*b*]INDOLE-5-CARBOXYLIC ACID ETHYL ESTER

5



36a



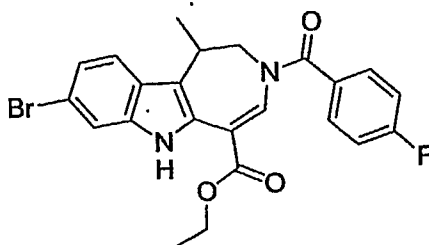
36b

To a solution of ethyl 3-(4-fluorobenzoyl)-1,2,3,6-tetrahydroazepino[4,5-*b*]indole-5-carboxylate (0.38 g, 1 mmol) in carbon tetrachloride (10 mL) was added *N*-bromosuccinimide (0.28 g, 1.55 mmol) and benzoyl peroxide (10 mg). The mixture was heated to reflux under nitrogen for 30 minutes. After cooling, solid was removed by filtration and washed with carbon tetrachloride. The filtrate was concentrated to give a crude product, which was purified by chromatography on silica gel eluting with MeOH-DCM (1:19) to afford 36a (1.8 mg) and 36b (6.6 mg): 36a ¹H-NMR (CDCl₃): δ 10.58 (1H, s), 8.04 (1H, s), 7.62 (2H, m), 7.53 (1H, d), 7.37 (1H, d), 7.18 (3H, m), 4.24 (4H, m), 3.23 (2H, m), 1.23 (3H, t). MS (ES): 457 (MH⁺); 36b. ¹H-NMR (CDCl₃): δ 10.81 (1H, s), 8.11 (1H, s), 7.62 (2H, m), 7.31 (1H, m), 7.24 (1H, m), 7.18 (2H, m), 6.98 (1H, m), 4.25 (2H, q), 4.20 (2H, t), 3.78 (2H, t), 1.23 (3H, t); MS (ES): 457 (MH⁺).

20

EXAMPLE 37

PREPARATION OF 8-BROMO-3-(4-FLUOROBENZOYL)-1-METHYL-1,2,3,6-TETRAHYDROAZEPINO[4,5-*b*]INDOLE-5-CARBOXYLIC ACID ETHYL ESTER



A. To a stirred solution of 3-(4-fluorobenzoyl)-1-methyl-1,2,3,6-tetrahydroazepino[4,5-*b*]indole-5-carboxylic acid ethyl ester (compound in Example 32F) (110 mg, 0.28 mmol) in 6 mL of DCM was added NBS (48 mg, 0.27 mmol) at ambient temperature. The reaction mixture was stirred at ambient temperature under N₂ for 1.5 hours and samples monitored by LC-MS. The solution was concentrated and purified by flash chromatograph on silica gel, eluting with EtOAc-hexane (0-30%) to yield the title compound (124 mg) as a yellow solid; ¹H-NMR (CDCl₃): δ 10.54 (1H, s), 7.98 (1H, d), 7.63 (2H, m), 7.50 (1H, d), 7.39 (1H, m), 7.16 (3H, m), 5.26 (1H, dd), 4.22 (2H, m), 3.78 (1H, m), 3.12 (1H, m), 1.28 (3H, d), 1.18 (3H, t). MS (ESI): 471, 473 (MH⁺).

B. In a similar manner, but using excess NBS, the following compound was prepared:

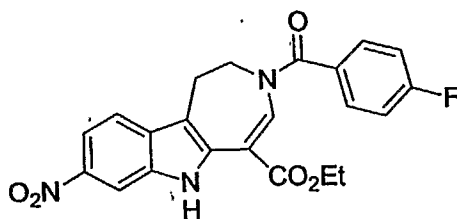
8,10-dibromo-3-(4-fluorobenzoyl)-1-methyl-1,2,3,6-tetrahydroazepino[4,5-*b*]indole-5-carboxylic acid ethyl ester; MS (ESI): 550 (MH⁺).

C. In a similar manner as in Step A, but replacing 3-(4-fluorobenzoyl)-1-methyl-1,2,3,6-tetrahydroazepino[4,5-*b*]indole-5-carboxylic acid ethyl ester with ethyl 3-(4-fluorobenzoyl)-1,1-dimethyl-1,2,3,6-tetrahydroazepino[4,5-*b*]indole-5-carboxylate, the following compound was prepared:

8-bromo-3-(4-fluorobenzoyl)-1,1-dimethyl-1,2,3,6-tetrahydroazepino[4,5-*b*]indole-5-carboxylic acid ethyl ester; ¹H-NMR (CDCl₃): δ 10.81 (1H, s), 7.95 (1H, s), 7.73 (3H, m), 7.65 (1H, d), 7.26 (3H, m), 4.36 (2H, dd), 1.72 (6H, s), 1.31 (3H, t); MS (ESI): 485, 487 (MH⁺).

EXAMPLE 38

PREPARATION OF 3-(4-FLUOROBENZOYL)-8-NITRO-1,2,3,6-TETRAHYDROAZEPINO[4,5-*b*]INDOLE-5-CARBOXYLIC ACID ETHYL ESTER



A. A solution of nitric acid(90%, 50 μL, 1 mmol) in acetic acid (3 mL) was added dropwise to a stirred solution of ethyl 1,2,3,6-tetrahydroazepino[4,5-*b*]indole-5-carboxylate (256 mg, 1 mmol) in acetic acid (5mL) at

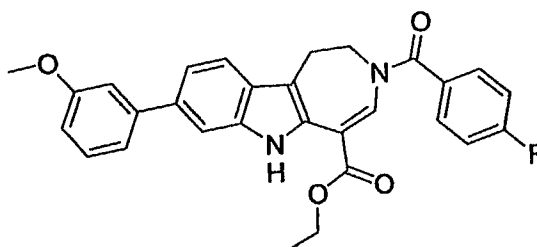
AMENDED SHEET

10°C. The mixture was allowed to warm to ambient temperature and stirred for another 1.5 hours, then poured into a mixture of ammonium hydroxide and ice and extracted with DCM. The combined extracts were washed with brine, dried with sodium sulfate, and evaporated *in vacuo*. The crude product was purified by chromatography on silica gel eluting with hexane-EtOAc (75:25) to give 8-nitro-1,2,3,6-tetrahydroazepino[4,5-*b*]indole-5-carboxylic acid ethyl ester (25mg); ¹H-NMR (CDCl₃): δ 11.52 (1H, s), 8.78 (1H, d), 8.43 (1H, m), 7.92 (1H, d), 7.82 (1H, dd), 7.46 (1H, d), 4.24 (2H, q), 3.52 (2H, m), 3.07 (2H, m), 1.27 (3H, t); MS (ES): 301 (MH⁺).

B. The title compound was prepared in a manner similar to that described in Example 2A by using 8-nitro-1,2,3,6-tetrahydroazepino[4,5-*b*]indole-5-carboxylic acid ethyl ester and 4-fluorobenzoyl chloride; MS (ES): 424 (MH⁺).

EXAMPLE 39

PREPARATION OF 3-(4-FLUOROBENZOYL)-8-(3-METHOXYPHENYL)-1,2,3,6-TETRAHYDROAZEPINO[4,5-*b*]INDOLE-5-CARBOXYLIC ACID ETHYL ESTER



15

A. To a stirred solution of 8-bromo-3-(4-fluorobenzoyl)-1,2,3,6-tetrahydroazepino[4,5-*b*]indole-5-carboxylic acid ethyl ester (compound in Example 37A, 70 mg, 0.15 mmol), 3-methoxyphenylboronic acid (58 mg, 0.38 mmol), and (*o*-tolyl)₃P (24 mg, 0.077 mmol) in toluene/EtOH (2:1, 3 mL) was added 0.55 mL of 1M NaHCO₃ solution and Pd(OAc)₂ (7 mg) at ambient temperature. The reaction mixture was heated at 80°C under N₂ for 1.5 hours and samples monitored by LC-MS. The solution was diluted with DCM (10 mL) and washed with brine. The aqueous phase was extracted with DCM (10 mL) twice. The combined organic phase was dried over Na₂SO₄ and concentrated. The crude product was purified by flash chromatograph on silica gel, eluting with EtOAc-hexane (0-30%) to yield the title compound (68 mg) as a light yellow solid; ¹H-NMR (CDCl₃): δ 10.76 (1H, s), 8.20 (1H, s), 7.78 (4H, m), 7.52 (2H, m), 7.42 (1H, d), 7.36 (3H, m), 7.04 (1H, m), 4.43 (4H, m), 4.05 (3H, s), 3.45 (2H, m), 1.39 (3H, t). MS (ESI): 485 (MH⁺).

B. In a similar manner, but replacing 3-methoxyphenylboronic acid with 3-furanboronic acid or 4-(2-aminoethyl)-morpholine, the following compounds were prepared:

5 3-(4-fluorobenzoyl)-8-furan-3-yl-1,2,3,6-tetrahydroazepino[4,5-*b*]indole-5-carboxylic acid ethyl ester; MS (ESI): 445 (MH⁺); and

3-(4-fluorobenzoyl)-8-(2-morpholin-4-yl-ethylamino)-1,2,3,6-tetrahydroazepino[4,5-*b*]indole-5-carboxylic acid ethyl ester; MS (ESI): 507 (MH⁺).

C. In a manner similar to Step A, but replacing 8-bromo-3-(4-fluorobenzoyl)-1,2,3,6-tetrahydroazepino[4,5-*b*]indole-5-carboxylic acid ethyl ester with
10 8-bromo-3-(4-fluorobenzoyl)-1-methyl-1,2,3,6-tetrahydroazepino[4,5-*b*]indole-5-carboxylic acid ethyl ester, the following compound was prepared:

3-(4-fluorobenzoyl)-8-(3-methoxyphenyl)-1-methyl-1,2,3,6-tetrahydroazepino[4,5-*b*]indole-5-carboxylic acid ethyl ester; ¹H-NMR (CDCl₃): δ 10.52 (1H, s), 7.92 (1H, d), 7.56 (4H, m), 7.29 (2H, m), 7.17 (1H, m), 7.11 (3H, m), 6.81 (1H, m), 5.22 (1H, dd), 4.20 (2H, m), 3.81 (4H, m), 3.12 (1H, m), 1.28 (3H, d), 1.15 (3H, t);
15 MS (ESI): 499 (MH⁺).

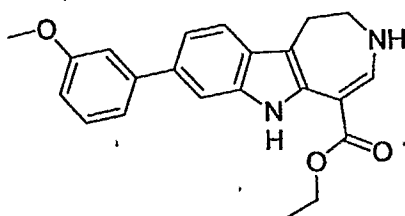
D. In a manner similar to Steps A and B, but replacing 8-bromo-3-(4-fluorobenzoyl)-1,2,3,6-tetrahydroazepino[4,5-*b*]indole-5-carboxylic acid ethyl ester with 8-bromo-3-(4-fluorobenzoyl)-1,1-dimethyl-2,3,6-tetrahydroazepino[4,5-*b*]indole-5-
20 carboxylic acid ethyl ester, the following compounds were prepared:

3-(4-fluorobenzoyl)-8-(3-methoxyphenyl)-1,1-dimethyl-1,2,3,6-tetrahydroazepino[4,5-*b*]indole-5-carboxylic acid ethyl ester; ¹H-NMR (CDCl₃): δ 10.71 (1H, s), 7.85 (1H, d), 7.81 (1H, s), 7.63 (3H, m), 7.35 (2H, m), 7.23 (1H, m), 7.20 (1H, m), 7.13 (2H, m), 6.88 (1H, m), 4.26 (2H, dd), 3.89 (3H, s), 1.68 (6H, s), 1.23 (3H, t).
25 MS (ESI): 513 (MH⁺); and

3-(4-fluorobenzoyl)-8-furan-3-yl-1,1-dimethyl-1,2,3,6-tetrahydroazepino[4,5-*b*]indole-5-carboxylic acid ethyl ester; ¹H-NMR (CDCl₃): δ 10.67 (1H, s), 7.81 (2H, m), 7.76 (1H, t), 7.63 (2H, m), 7.48 (2H, m), 7.23 (1H, m), 7.13 (2H, m), 6.76 (1H, m), 4.26 (2H, dd), 3.89 (3H, s), 1.62 (6H, s), 1.21 (3H, t). MS (ESI): 473
30 (MH⁺).

EXAMPLE 40

PREPARATION OF 8-(3-METHOXYPHENYL)-1,2,3,6-TETRAHYDROAZEPINO[4,5-b]INDOLE-5-CARBOXYLIC ACID ETHYL ESTER



5 A. To a stirred solution of 3-(4-fluorobenzoyl)-8-(3-methoxyphenyl)-1,2,3,6-tetrahydroazepino[4,5-b]indole-5-carboxylic acid ethyl ester (48 mg, 0.10 mmol) in 2 mL of EtOH was added 0.30 mL of 1M Na₂CO₃ solution at ambient temperature. The reaction mixture was heated at 93°C reflux under N₂ for 3.5 hours and samples monitored by LC-MS. The solution was diluted with DCM (10 mL), washed with brine.

10 The aqueous phase was extracted with DCM (10 mL) twice. The combined organic phase was dried over Na₂SO₄ and concentrated. The crude product was purified by flash chromatograph on silica gel, eluting with EtOAc-hexane (0-30%) to yield the title compound (33 mg) as a yellow solid; ¹H-NMR (CDCl₃): δ 10.46 (1H, s), 7.73 (1H, d), 7.47 (1H, d), 7.37 (1H, d), 7.26 (2H, m), 7.12 (1H, m), 7.00 (1H, m), 6.79 (1H, m), 5.25 (1H, s), 4.21 (2H, m), 3.80 (3H, s), 3.55 (2H, m), 3.11 (2H, m), 1.26 (3H, t). MS (ESI): 363 (MH⁺).

20 B. In a similar manner, but replacing 3-(4-fluorobenzoyl)-8-(3-methoxyphenyl)-1,2,3,6-tetrahydroazepino[4,5-b]indole-5-carboxylic acid ethyl ester with the compounds prepared in Steps C and D of Example 39, the following compounds were prepared:

8-(3-ethoxyphenyl)-1-methyl-1,2,3,6-tetrahydroazepino[4,5-b]indole-5-carboxylic acid ethyl ester; MS (ESI): 377 (MH⁺);

25 8-(3-methoxyphenyl)-1,1-dimethyl-1,2,3,6-tetrahydroazepino[4,5-b]indole-5-carboxylic acid ethyl ester; MS (ESI): 391 (MH⁺); and 8-furan-3-yl-1,1-dimethyl-1,2,3,6-tetrahydroazepino[4,5-b]indole-5-carboxylic acid ethyl ester; MS (ESI): 351 (MH⁺).

30 C. In a manner similar to Example 2A, but replacing ethyl 1,2,3,6-tetrahydroazepino[4,5-b]indole-5-carboxylate with 8-(3-methoxyphenyl)-1,2,3,6-tetrahydroazepino[4,5-b]indole-5-carboxylic acid ethyl ester and 4-fluorobenzoyl chloride with 3,4-difluorobenzoyl chloride, the following compound was prepared:

3-(3,4-difluorobenzoyl)-8-(3-methoxyphenyl)-1,2,3,6-tetrahydroazepino[4,5-*b*]indole-5-carboxylic acid ethyl ester; MS (ESI): 503 (MH⁺).

D. In a similar manner to Step C, but replacing 8-(3-methoxyphenyl)-1,2,3,6-tetrahydroazepino[4,5-*b*]indole-5-carboxylic acid ethyl ester with 8-(3-methoxyphenyl)-1-methyl-1,2,3,6-tetrahydroazepino[4,5-*b*]indole-5-carboxylic acid ethyl ester, the following compound was prepared:

3-(3,4-difluorobenzoyl)-8-(3-methoxyphenyl)-1-methyl-1,2,3,6-tetrahydroazepino[4,5-*b*]indole-5-carboxylic acid ethyl ester; MS (ESI): 517 (MH⁺).

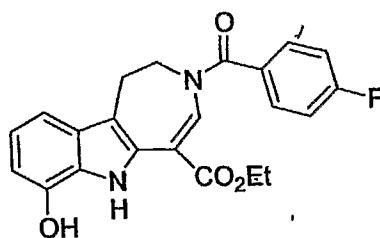
E. In a manner similar to Step C, but replacing 8-(3-methoxyphenyl)-1,2,3,6-tetrahydroazepino[4,5-*b*]indole-5-carboxylic acid ethyl ester with 8-(3-methoxyphenyl)-1,1-dimethyl-1,2,3,6-tetrahydroazepino[4,5-*b*]indole-5-carboxylic acid ethyl ester or 8-furan-3-yl-1,1-dimethyl-1,2,3,6-tetrahydroazepino[4,5-*b*]indole-5-carboxylic acid ethyl ester, the following compounds were prepared:

3-(3,4-difluorobenzoyl)-8-(3-methoxyphenyl)-1,1-dimethyl-1,2,3,6-tetrahydroazepino[4,5-*b*]indole-5-carboxylic acid ethyl ester; MS (ESI): 531 (MH⁺); and

3-(3,4-difluorobenzoyl)-8-furan-3-yl-1,1-dimethyl-1,2,3,6-tetrahydroazepino[4,5-*b*]indole-5-carboxylic acid ethyl ester; MS (ESI): 491 (MH⁺).

EXAMPLE 41

20 PREPARATION OF 3-(4-FLUOROBENZOYL)-7-HYDROXY-1,2,3,6-TETRAHYDROAZEPINO[4,5-*B*]INDOLE-5-CARBOXYLIC ACID ETHYL ESTER



A. A mixture of 7-benzyloxy-3-(4-fluorobenzoyl)-1,2,3,6-tetrahydroazepino[4,5-*b*]indole-5-carboxylic acid ethyl ester (82 mg, 0.17 mmol) and 10% Pd/C (82 mg) and 1,4-cyclohexadiene (0.15 mL, 1.58 mmol) was stirred at 50°C for 2 hours. The catalyst was filtered off, and the filtrate was concentrated *in vacuo*. The residue was purified by chromatography on silica gel eluting with hexane-EtOAc (85:15) to give the title compound as a yellow solid (42mg, 62%); ¹H-NMR (CDCl₃): δ 10.56 (1H, s), 8.0 (1H, s), 7.64-7.59 (2H, m), 7.20-7.11(3H, m), 6.97-6.93 (1H, m),

6.61-6.55 (1H, m), 5.33 (1H, brs), 4.27-4.20 (4H, m), 3.26-3.23 (2H, m), 1.25 (3H, t);
 MS (ES): 395 (MH⁺).

B. In a manner similar to that described above in Step A, but replacing the 7-benzyloxy-3-(4-fluorobenzoyl)-1,2,3,6-tetrahydroazepino[4,5-*b*]indole-5-carboxylic acid ethyl ester with 10-benzyloxy 3-(4-fluorobenzoyl)-1,2,3,6-tetrahydroazepino[4,5-*b*]indole-5-carboxylic acid ethyl ester, the following compound was prepared:

3-(4-fluorobenzoyl)-10-hydroxy-1,2,3,6-tetrahydroazepino[4,5-*b*]indole-5-carboxylic acid ethyl ester; MS (ES): 395 (MH⁺).

C. In a manner similar to that described above in Step A, but replacing 7-benzyloxy-3-(4-fluorobenzoyl)-1,2,3,6-tetrahydroazepino[4,5-*b*]indole-5-carboxylic acid ethyl ester with 8-benzyloxy-3-(4-fluorobenzoyl)-1,1-dimethyl-1,2,3,6-tetrahydroazepino[4,5-*b*]indole-5-carboxylic acid ethyl ester, 9-benzyloxy-3-(4-fluorobenzoyl)-1,1-dimethyl-1,2,3,6-tetrahydroazepino[4,5-*b*]indole-5-carboxylic acid ethyl ester or 9-dibenzylamino-3-(4-fluorobenzoyl)-1,1-dimethyl-1,2,3,6-tetrahydroazepino[4,5-*b*]indole-5-carboxylic acid ethyl ester, the following compounds were prepared:

3-(4-fluorobenzoyl)-8-hydroxy-1,1-dimethyl-1,2,3,6-tetrahydroazepino[4,5-*b*]indole-5-carboxylic acid ethyl ester; ¹H-NMR (CDCl₃): δ 10.45 (1H, s), 7.72 (1H, s), 7.66-7.59 (3H, m), 7.15-7.10 (2H, m), 6.81 (1H, d), 6.66 (1H, dd), 4.84 (1H, s), 4.24 (2H, q), 4.08 (2H, brs), 1.59 (6H, s), 1.24 (3H, t); MS (ES): 423 (MH⁺);

3-(4-fluorobenzoyl)-9-hydroxy-1,1-dimethyl-1,2,3,6-tetrahydroazepino[4,5-*b*]indole-5-carboxylic acid ethyl ester; MS (ES): 423 (MH⁺);
 9-benzylamino-3-(4-fluorobenzoyl)-1,1-dimethyl-1,2,3,6-tetrahydroazepino[4,5-*b*]indole-5-carboxylic acid ethyl ester; MS (ESI): 512 (MH⁺);
 and

9-amino-3-(4-fluoro-benzoyl)-1,1-dimethyl-1,2,3,6-tetrahydroazepino[4,5-*b*]indole-5-carboxylic acid ethyl ester; MS (ESI): 422 (MH⁺).

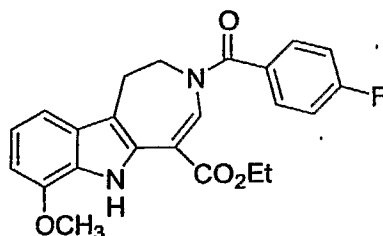
D. For the preparation of 9-fluoro-3-(4-fluoro-benzoyl)-1,1-dimethyl-1,2,3,6-tetrahydro-azepino[4,5-*b*]indole-5-carboxylic acid ethyl ester, to a stirred solution of 9-amino-3-(4-fluoro-benzoyl)-1,1-dimethyl-1,2,3,6-tetrahydro-azepino[4,5-*b*]indole-5-carboxylic acid ethyl ester (Example 41C) (0.024 g, 0.055 mmol) in 1.0 mL of MeCN was added 11 μL of 48% HBF₄ water solution at -10°C under N₂ for 10 minutes. 9 μL of ^tBuONO (90%, 0.066 mmol) was added to the reaction mixture and

AMENDED SHEET

- stirred at -10°C for 20 minutes. The reaction mixture was warmed to room temperature for 1 hour and monitored by LC-MS. The solvents were removed in vacuo, and the residue was washed with Et_2O /hexane (1:1) once and benzene twice. After having dried in high vacuo for several hours, a brown solid was obtained. The
- 5 solid in 1.5 mL of xylenes was heated at 145°C reflux under N_2 for 1 hour and then concentrated. The crude product was purified by flash chromatograph on silica gel, eluting with EtOAc : hexane (0-30%) to yield the title compound (0.012 g) as a light yellow solid. $^1\text{H-NMR}$ (CDCl_3): δ 10.68 (1H, s), 7.83 (1H, s), 7.62 (2H, m), 7.44 (1H, dd), 7.29 (1H, m), 7.13 (2H, m), 6.93 (1H, m), 4.23 (2H, q), 1.56 (6H, s), 1.22 (3H, t).
- 10 MS (ESI): 425 (MH^+).

EXAMPLE 42

PREPARATION OF 3-(4-FLUOROBENZOYL)-7-METHOXY-1,2,3,6-TETRAHYDROAZEPINO[4,5-*b*]INDOLE-5-CARBOXYLIC ACID ETHYL ESTER



- 15 A. A mixture of 3-(4-fluorobenzoyl)-7-hydroxy-1,2,3,6-tetrahydroazepino[4,5-*b*]indole-5-carboxylic acid ethyl ester (65 mg, 0.16 mmol), potassium carbonate (54 mg, 0.39 mmol), methyl iodide (0.4 mL, 6.4 mmol) and dry acetone (5 mL) was stirred at 60°C for 13 hours. The potassium carbonate solid was filtered off, and the filtrate was concentrated in vacuo. The residue was purified by
- 20 chromatography on silica gel eluting with hexane- EtOAc (90:10) to give the title compound as a yellow solid (36mg, 55%); $^1\text{H-NMR}$ (CDCl_3): δ 10.56 (1H, s), 7.98 (1H, s), 7.64-7.59 (2H, m), 7.18-7.12 (3H, m), 7.03 (1H, t), 6.64 (1H, d), 4.28-4.19 (4H, m), 3.96 (3H, s), 3.26-3.24 (2H, m), 1.24 (3H, t); MS (ES): 409 (MH^+).
- B. In a similar manner, but replacing 3-(4-fluorobenzoyl)-7-hydroxy-1,2,3,6-tetrahydroazepino[4,5-*b*]indole-5-carboxylic acid ethyl ester with 3-(4-fluorobenzoyl)-10-hydroxy-1,2,3,6-tetrahydroazepino[4,5-*b*]indole-5-carboxylic acid ethyl ester, the following compound was prepared:
- 25 3-(4-fluorobenzoyl)-10-methoxy-1,2,3,6-tetrahydroazepino[4,5-*b*]indole-5-carboxylic acid ethyl ester; MS (ES): 409 (MH^+).

C. In a manner similar to that described in Step A, but replacing methyl iodide with 4-(2-chloroethyl)morpholine hydrochloride, the following compound was prepared:

3-(4-fluorobenzoyl)-7-(2-morpholin-4-yl-ethoxy)-1,2,3,6-tetrahydroazepino[4,5-b]indole-5-carboxylic acid ethyl ester; MS (ES): 508 (MH⁺).

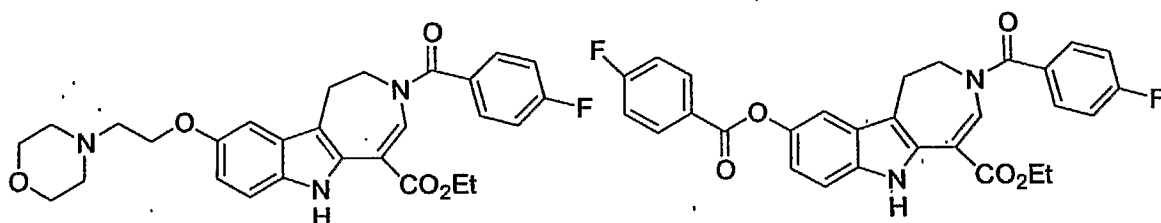
D. In a manner similar to that described in Step A, but methylating 9-amino-3-(4-fluoro-benzoyl)-1,1-dimethyl-1,2,3,6-tetrahydro-azepino[4,5-b]indole-5-carboxylic acid ethyl ester, the following compound was prepared:

9-Dimethylamino-3-(4-fluoro-benzoyl)-1,1-dimethyl-1,2,3,6-tetrahydro-azepino[4,5-b]indole-5-carboxylic acid ethyl ester; MS (ESI): 450 (MH⁺).

EXAMPLE 43

PREPARATION OF 3-(4-FLUOROBENZOYL)-9-(2-MORPHOLIN-4-YL-ETHOXY)-1,2,3,6-TETRAHYDROAZEPINO[4,5-B]INDOLE-5-CARBOXYLIC ACID ETHYL ESTER AND 3-(4-

FLUOROBENZOYL)-9-(4-FLUOROBENZOYLOXY)-1,2,3,6-TETRAHYDROAZEPINO[4,5-B]INDOLE-5-CARBOXYLIC ACID ETHYL ESTER



43a

43b

A. A mixture of 9-hydroxy-1,2,3,6-tetrahydroazepino[4,5-b]indole-5-carboxylic acid ethyl ester (109 mg, 0.4 mmol), potassium carbonate (280 mg, 2.0 mmol), sodium iodide (60 mg, 0.4 mmol) and 4-(2-chloroethyl)morpholine hydrochloride (224 mg, 1.2 mmol) in dry acetone (10 mL) was stirred at 80°C for 5 days. The solid was filtered off, and the filtrate was concentrated *in vacuo*, and then dried in high vacuum for several hours, which was used in the next reaction without further purification; MS (ES): 386 (MH⁺).

B. The above crude product was dissolved in dry DCM (15 mL), and triethylamine (0.9 mL) was added followed by 4-fluorobenzoyl chloride (0.3 mL) at 0°C. The resulting mixture was stirred at ambient temperature overnight. The solvent was removed *in vacuo*, and the residue was purified by chromatography on silica gel

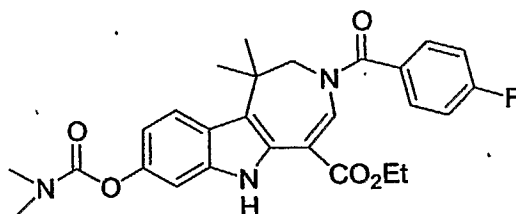
eluting with DCM-50% MeOH/DCM(80:20) to give the title compounds **43a** (52mg) and **43b** (26 mg); **43a**, $^1\text{H-NMR}$ (CDCl_3): δ 10.43 (1H, s), 7.97 (1H, s), 7.64-7.60 (2H, m), 7.27 (1H, m), 7.19-7.09 (2H, m), 6.95 (1H, d), 6.88 (1H, dd), 4.28-4.17 (6H, m), 3.78-3.69 (5H, m), 3.22-3.20 (2H, m), 2.84 (2H, m), 2.66-2.51 (4H, m), 1.24 (3H, t); MS (ES): 506 (MH^+); **43b**, $^1\text{H-NMR}$ (DMSO-d_6): δ 11.00 (1H, s), 8.24-8.20 (2H, m), 8.05-7.99 (1H, m), 7.72-7.68 (2H, m), 7.59 (1H, d), 7.47-7.30 (5H, m), 6.97 (1H, d), 4.23 (2H, q), 4.07-4.02 (2H, m), 3.18 (2H, m), 1.20 (3H, t); MS (ES): 517 (MH^+).

C. In a similar manner, but replacing 4-(2-chloroethyl)morpholine hydrochloride with 1-(2-chloroethyl)piperidine hydrochloride, the following compound was prepared:

3-(4-fluorobenzoyl)-9-(2-piperidin-1-ylethoxy)-1,2,3,6-tetrahydroazepino[4,5-*b*]indole-5-carboxylic acid ethyl ester; MS (ES): 506 (MH^+).

EXAMPLE 44

PREPARATION OF 8-DIMETHYLCARBAMOYLOXY-3-(4-FLUOROBENZOYL)-1,1-DIMETHYL-1,2,3,6-TETRAHYDROAZEPINO[4,5-*B*]INDOLE-5-CARBOXYLIC ACID ETHYL ESTER



A. Dimethylcarbamoyl chloride (0.2 mL, 2.17 mmol) was added dropwise to a stirred solution of 3-(4-fluorobenzoyl)-8-hydroxy-1,1-dimethyl-1,2,3,6-tetrahydroazepino[4,5-*b*]indole-5-carboxylic acid ethyl ester (199 mg, 0.47 mmol), 4-dimethylaminopyridine (DMAP) (20mg), and triethylamine (0.8mL, 5.74mmol) in anhydrous DCM (15mL) at 0°C under nitrogen, and the resulting mixture was stirred at 50°C for 5 hours. The solvents were removed *in vacuo*, and the residue was purified by chromatography on silica gel eluting with DCM-20%MeOH/DCM (90:10) to give the title compound (171 mg, 74%); $^1\text{H-NMR}$ (CDCl_3): δ 10.62 (1H, s), 7.78 (s, 1H), 7.74 (1H, d), 7.63-7.59 (2H, m), 7.16-7.10 (3H, m), 6.84 (1H, dd), 4.24 (2H, q), 4.08 (2H, brs), 3.14 (3H, s), 3.03 (3H, s), 1.59 (6H, s), 1.23 (3H, t); MS (ES): 494 (MH^+).

B. In a similar manner, but replacing dimethylcarbamoyl chloride with the appropriate carbamoyl chloride, acid chloride or chloroformate, the following compounds were prepared:

- 2412
- 8-diethylcarbamoyloxy-3-(4-fluorobenzoyl)-1,1-dimethyl-1,2,3,6-tetrahydroazepino[4,5-*b*]indole-5-carboxylic acid ethyl ester; MS (ES): 522 (MH⁺);
- 3-(4-fluorobenzoyl)-1,1-dimethyl-8-(morpholine-4-carbonyloxy)-1,2,3,6-tetrahydroazepino[4,5-*b*]indole-5-carboxylic acid ethyl ester; MS (ES): 536 (MH⁺);
- 5 3-(4-fluorobenzoyl)-1,1-dimethyl-8-(piperidine-1-carbonyloxy)-1,2,3,6-tetrahydroazepino[4,5-*b*]indole-5-carboxylic acid ethyl ester; MS (ES): 534 (MH⁺);
- 3-(4-fluorobenzoyl)-1,1-dimethyl-8-(pyrrolidine-1-carbonyloxy)-1,2,3,6-tetrahydroazepino[4,5-*b*]indole-5-carboxylic acid ethyl ester; MS (ES): 520 (MH⁺);
- 10 8-diisopropylcarbamoyloxy-3-(4-fluorobenzoyl)-1,1-dimethyl-1,2,3,6-tetrahydroazepino[4,5-*b*]indole-5-carboxylic acid ethyl ester; MS (ES): 550 (MH⁺);
- 3-(4-fluorobenzoyl)-1,1-dimethyl-8-(2-oxo-imidazolidine-1-carbonyloxy)-1,2,3,6-tetrahydroazepino[4,5-*b*]indole-5-carboxylic acid ethyl ester; MS (ES): 535 (MH⁺);
- 15 3-(4-fluorobenzoyl)-1,1-dimethyl-8-(methyl-phenyl-carbamoyloxy)-1,2,3,6-tetrahydroazepino[4,5-*b*]indole-5-carboxylic acid ethyl ester; MS (ES): 556 (MH⁺);
- 3-(4-fluorobenzoyl)-1,1-dimethyl-8-(4-methyl-piperazine-1-carbonyloxy)-1,2,3,6-tetrahydroazepino[4,5-*b*]indole-5-carboxylic acid ethyl ester; MS (ES): 549 (MH⁺);
- 20 8-ethoxycarbonyloxy-3-(4-fluorobenzoyl)-1,1-dimethyl-1,2,3,6-tetrahydroazepino[4,5-*b*]indole-5-carboxylic acid ethyl ester; MS (ES): 495 (MH⁺);
- 3-(4-fluorobenzoyl)-1,1-dimethyl-8-phenoxy-carbonyloxy-1,2,3,6-tetrahydroazepino[4,5-*b*]indole-5-carboxylic acid ethyl ester; MS (ES): 543 (MH⁺);
- 8-benzyloxycarbonyloxy-3-(4-fluorobenzoyl)-1,1-dimethyl-1,2,3,6-tetrahydroazepino[4,5-*b*]indole-5-carboxylic acid ethyl ester; MS (ES): 557 (MH⁺);
- 25 8-acetoxy-3-(4-fluorobenzoyl)-1,1-dimethyl-1,2,3,6-tetrahydroazepino[4,5-*b*]indole-5-carboxylic acid ethyl ester; MS (ES): 465 (MH⁺); and
- 8-(ethyl-isopropyl-carbamoyloxy)-3-(4-fluorobenzoyl)-1,1-dimethyl-1,2,3,6-tetrahydroazepino[4,5-*b*]indole-5-carboxylic acid ethyl ester; MS (ES): 536 (MH⁺).
- 30

C. In a manner similar to that described in Step A above, but replacing 3-(4-fluorobenzoyl)-8-hydroxy-1,1-dimethyl-1,2,3,6-tetrahydroazepino[4,5-*b*]indole-5-carboxylic acid ethyl ester with 3-(4-fluorobenzoyl)-9-hydroxy-1,1-dimethyl-1,2,3,6-tetrahydroazepino[4,5-*b*]indole-5-carboxylic acid ethyl

ester, and dimethylcarbamyl chloride with 1-pyrrolidinecarbonyl chloride, the following compound was prepared:

3-(4-fluorobenzoyl)-1,1-dimethyl-9-(pyrrolidine-1-carbonyloxy)-1,2,3,6-tetrahydroazepino[4,5-*b*]indole-5-carboxylic acid ethyl ester; MS (ES): 520 (MH⁺).

5 D. In a manner similar to that described in Step C, but replacing 1-pyrrolidinecarbonyl chloride with 4-morpholine carbonyl chloride or dimethylcarbamyl chloride, the following compounds were prepared:

3-(4-fluorobenzoyl)-1,1-dimethyl-9-(morpholine-1-carbonyloxy)-1,2,3,6-tetrahydroazepino[4,5-*b*]indole-5-carboxylic acid ethyl ester; MS (ES): 536 (MH⁺); and
 10 9-dimethylcarbamyloxy-3-(4-fluorobenzoyl)-1,1-dimethyl-1,2,3,6-tetrahydroazepino[4,5-*b*]indole-5-carboxylic acid ethyl ester; MS (ES): 494 (MH⁺).

E. In a manner similar to Step A, but replacing 3-(4-fluorobenzoyl)-8-hydroxy-1,1-dimethyl-1,2,3,6-tetrahydroazepino[4,5-*b*]indole-5-carboxylic acid ethyl ester with 9-amino-1,1-dimethyl-1,2,3,6-tetrahydroazepino[4,5-*b*]indole-5-carboxylic
 15 acid ethyl ester and dimethylcarbamyl chloride with methoxyacetyl chloride, the following compound was prepared:

9-(2-methoxy-acetyl-amino)-3-(4-Fluorobenzoyl)-1,1-dimethyl-1,2,3,6-tetrahydroazepino[4,5-*b*]indole-5-carboxylic acid ethyl ester; MS (ESI): 494 (MH⁺).

F. In a manner similar to Step E, but replacing methoxyacetyl
 20 chloride with the appropriate acyl chloride or carbamyl chloride, the following compounds were prepared:

9-acetyl-amino-3-(4-fluorobenzoyl)-1,1-dimethyl-1,2,3,6-tetrahydroazepino[4,5-*b*]indole-5-carboxylic acid ethyl ester; MS (ESI): 464 (MH⁺);

3-(4-fluorobenzoyl)-9-(4-fluorobenzoylamino)-1,1-dimethyl-1,2,3,6-tetrahydroazepino[4,5-*b*]indole-5-carboxylic acid ethyl ester; MS (ESI): 544 (MH⁺);
 25

9-(3,3-dimethyl-ureido)-3-(4-fluorobenzoyl)-1,1-dimethyl-1,2,3,6-tetrahydroazepino[4,5-*b*]indole-5-carboxylic acid ethyl ester; MS (ESI): 493 (MH⁺);

3-(4-fluoro-benzoyl)-1,1-dimethyl-9-[(morpholine-4-carbonyl)-amino]-1,2,3,6-tetrahydro-azepino[4,5-*b*]indole-5-carboxylic acid ethyl ester, MS (ESI): 535
 30 (MH⁺);

3-(4-fluoro-benzoyl)-1,1-dimethyl-9-(2-thiophen-2-yl-acetyl-amino)-1,2,3,6-tetrahydro-azepino[4,5-*b*]indole-5-carboxylic acid ethyl ester; MS (ESI): 546 (MH⁺); and

3-(4-fluoro-benzoyl)-9-(3-isopropyl-ureido)-1,1-dimethyl-1,2,3,6-tetrahydro-azepino[4,5-*b*]indole-5-carboxylic acid ethyl ester, MS (ESI): 507 (MH⁺).
 35

2412

IPEA/US

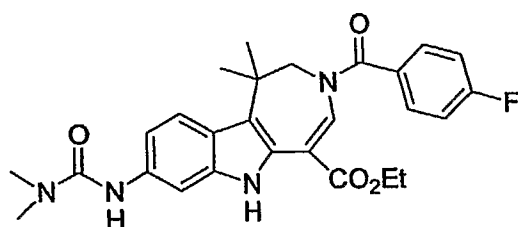
G. In a manner similar to Step A, but replacing 3-(4-fluorobenzoyl)-8-hydroxy-1,1-dimethyl-1,2,3,6-tetrahydroazepino[4,5-*b*]indole-5-carboxylic acid ethyl ester with 9-benzylamino-1,1-dimethyl-1,2,3,6-tetrahydroazepino[4,5-*b*]indole-5-carboxylic acid ethyl ester, the following compound was prepared:

5 9-(1-benzyl-3,3-dimethyl-ureido)-3-(4-fluorobenzoyl)-1,1-dimethyl-1,2,3,6-tetrahydroazepino[4,5-*b*]indole-5-carboxylic acid ethyl ester; MS (ESI): 583 (MH⁺):

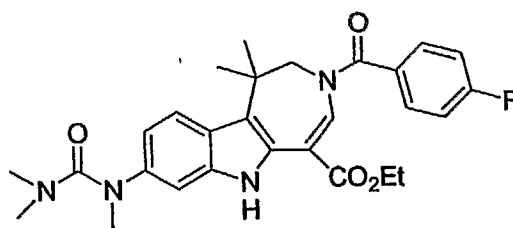
H. To prepare 3-(3,4-difluoro-benzoyl)-1,1-dimethyl-8-propylcarbamoyloxy)-1,2,3,6-tetrahydro-azepino[4,5-*b*]indole-5-carboxylic acid ethyl ester, a mixture of 3-(3,4-difluoro-benzoyl)-8-hydroxy-1,1-dimethyl-1,2,3,6-tetrahydro-azepino[4,5-*b*]indole-5-carboxylic acid ethyl ester (45mg, 0.1mmol), triethylamine (0.1mL), and propylisocyanate (0.2mL) in dry DCM (5mL) was refluxed at 60°C for 20 hours. The solvent was removed in vacuo, and the residue was purified by preparative reverse-phase HPLC to give the title compound, which was then acylated in the
 15 manner described in Example 2A; ¹HNMR (CDCl₃): δ 10.62 (1H, s), 7.76-7.73 (2H, m), 7.52-7.47 (1H, m), 7.36-7.31 (1H, m), 7.24-7.19 (1H, m), 7.16 (1H, d), 6.86 (1H, m), 5.04 (1H, t), 4.26 (2H, q), 4.09 (2H, brs), 3.25 (2H, q), 1.66-1.54 (8H, m), 1.25 (3H, t), 0.99 (3H, t). MS (ES): 526 (MH⁺).

EXAMPLE 45

20 PREPARATION OF 8-(3,3-DIMETHYL-UREIDO)-3-(4-FLUOROBENZOYL)-1,1-DIMETHYL-1,2,3,6-TETRAHYDROAZEPINO[4,5-*B*]INDOLE-5-CARBOXYLIC ACID ETHYL ESTER AND 3-(4-FLUOROBENZOYL)-1,1-DIMETHYL-8-(1,3,3-TRIMETHYL-UREIDO)-1,2,3,6-TETRAHYDROAZEPINO[4,5-*B*]INDOLE-5-CARBOXYLIC ACID ETHYL ESTER



45a



45b

A. The product of Example of 35B was debenzylated to give a mixture of 8-amino-3-(4-fluorobenzoyl)-1,1-dimethyl-1,2,3,6-tetrahydroazepino[4,5-*b*]indole-5-carboxylic acid ethyl ester and 8-methylamino-3-(4-fluorobenzoyl)-1,1-dimethyl-1,2,3,6-tetrahydroazepino[4,5-*b*]indole-5-carboxylic acid

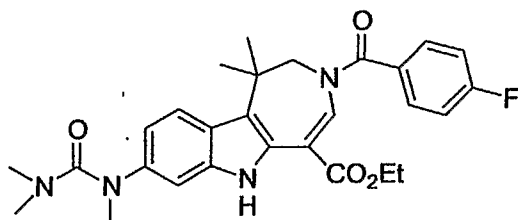
AMENDED SHEET

ethyl ester (ca.1:1) using the same conditions as described in Example 41. The mixture was used in the next reaction without further purification.

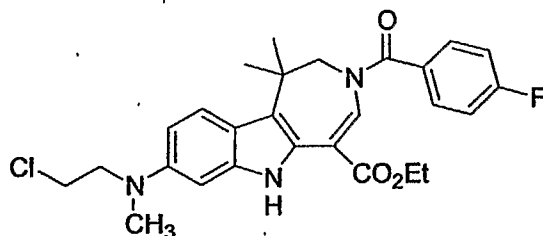
B. The title compounds were prepared in a manner similar to that described in Example 44A using the above mixture of 8-amino-3-(4-fluorobenzoyl)-1,1-dimethyl-1,2,3,6-tetrahydroazepino[4,5-*b*]indole-5-carboxylic acid ethyl ester and 8-methylamino-3-(4-fluorobenzoyl)-1,1-dimethyl-1,2,3,6-tetrahydroazepino[4,5-*b*]indole-5-carboxylic acid ethyl ester; 45a: MS (ES): 493 (MH⁺); 45b: MS (ES): 507 (MH⁺).

EXAMPLE 46

PREPARATION OF 3-(4-FLUOROBENZOYL)-1,1-DIMETHYL-8-(1,3,3-TRIMETHYL-
UREIDO)-1,2,3,6-TETRAHYDROAZEPINO[4,5-*b*]INDOLE-5-CARBOXYLIC ACID ETHYL
ESTER AND 8-[(N-2-CHLORO-ETHYL)-N-METHYL-AMINO]-3-(4-FLUOROBENZOYL)-1,1-
DIMETHYL-1,2,3,6-TETRAHYDROAZEPINO[4,5-*b*]INDOLE-5-CARBOXYLIC ACID ETHYL
ESTER



46a



46b

A. 8-(Benzyl(methyl)amino)-3-(4-fluorobenzoyl)-1,1-dimethyl-1,2,3,6-tetrahydroazepino[4,5-*b*]indole-5-carboxylic acid ethyl ester was debenzylated to give 8-methylamino-3-(4-fluorobenzoyl)-1,1-dimethyl-1,2,3,6-tetrahydroazepino[4,5-*b*]indole-5-carboxylic acid ethyl ester in a manner similar to that described in Example 41; MS (ES): 436 (MH⁺).

B. 8-Methylamino-3-(4-fluorobenzoyl)-1,1-dimethyl-1,2,3,6-tetrahydroazepino[4,5-*b*]indole-5-carboxylic acid ethyl ester was reacted with dimethylcarbonyl chloride in a manner similar to that described in Example 44 using 1,2-dichloroethane instead of DCM as solvent to give 3-(4-fluorobenzoyl)-1,1-dimethyl-8-(trimethylureido)-1,2,3,6-tetrahydroazepino[4,5-*b*]indole-5-carboxylic acid ethyl ester. At the same time, 8-[(2-chloroethyl)methylamino]-3-(4-fluorobenzoyl)-1,1-dimethyl-1,2,3,6-tetrahydroazepino[4,5-*b*]indole-5-carboxylic acid ethyl ester was also obtained as a minor by-product; MS (ES): 498 (MH⁺).

C. In a manner similar to that described in Steps A and B, but replacing 8-(benzyl(methyl)amino)-3-(4-fluorobenzoyl)-1,1-dimethyl-1,2,3,6-tetrahydroazepino[4,5-*b*]indole-5-carboxylic acid ethyl ester with 8-(benzyl(methyl)amino)-3-(3,4-difluorobenzoyl)-1,1-dimethyl-1,2,3,6-tetrahydroazepino[4,5-*b*]indole-5-carboxylic acid ethyl ester at Step B and 1,2-dichloroethane with chloroform, the following compound was prepared:

3-(3,4-difluorobenzoyl)-1,1-dimethyl-8-(trimethylureido)-1,2,3,6-tetrahydroazepino[4,5-*b*]indole-5-carboxylic acid ethyl ester.

D. In a manner similar to that described in Step C, but replacing dimethylcarbamoyl chloride with the appropriate carbamoyl chloride or acid chloride the following compounds were prepared:

3-(4-fluorobenzoyl)-1,1-dimethyl-8-[methyl(pyrrolidine-4-carbonyl)amino]-1,2,3,6-tetrahydroazepino[4,5-*b*]indole-5-carboxylic acid ethyl ester; MS (ES): 533 (MH⁺);

3-(4-fluorobenzoyl)-1,1-dimethyl-8-[methyl(morpholine-4-carbonyl)amino]-1,2,3,6-tetrahydroazepino[4,5-*b*]indole-5-carboxylic acid ethyl ester; MS (ES): 549 (MH⁺);

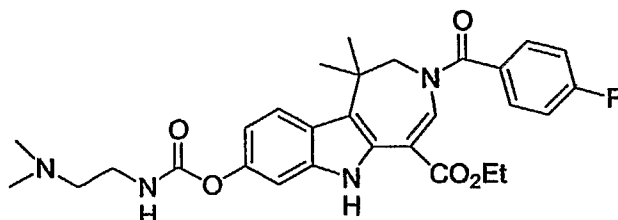
8-(4-fluorobenzoylmethylamino)-3-(4-fluorobenzoyl)-1,1-dimethyl-1,2,3,6-tetrahydroazepino[4,5-*b*]indole-5-carboxylic acid ethyl ester; MS (ES): 558 (MH⁺);

3-(4-fluorobenzoyl)-1,1-dimethyl-8-(1-methyl-3-pyridin-2-ylmethylureido)-1,2,3,6-tetrahydroazepino[4,5-*b*]indole-5-carboxylic acid ethyl ester; MS (ES): 570 (MH⁺); and

3-(4-fluorobenzoyl)-1,1-dimethyl-8-(1-methyl-3-pyridin-2-yl-ethylureido)-1,2,3,6-tetrahydroazepino[4,5-*b*]indole-5-carboxylic acid ethyl ester.

EXAMPLE 47

PREPARATION OF 8-(2-DIMETHYLAMINO-ETHYLCARBAMOYLOXY)-3-(4-FLUOROBENZOYL)-1,1-DIMETHYL-1,2,3,6-TETRAHYDROAZEPINO[4,5-*B*]INDOLE-5-CARBOXYLIC ACID ETHYL ESTER



A. Triphosgene (58 mg, 0.195 mmol) was added to a stirred solution of 3-(4-fluorobenzoyl)-8-hydroxy-1,1-dimethyl-1,2,3,6-tetrahydroazepino[4,5-*b*]indole-5-carboxylic acid ethyl ester (49 mg, 0.116 mmol) and diisopropylethylamine (0.8 mL, 4.01 mmol) in dry DCM (10mL) at 0°C under N₂. The
 5 resulting mixture was stirred at ambient temperature for 1.5 hours, and *N,N*-dimethylethylenediamine (0.1 mL, 0.91 mmol) was added. The mixture was stirred at ambient temperature overnight. The solvents were removed *in vacuo*, and the residue was purified by preparative reverse-phase HPLC to give the title compound (18mg);
 10 ¹H-NMR (CDCl₃): 10.63 (1H, s), 7.76 (2H, m), 7.63-7.60 (2H, m), 7.16-7.11 (3H, m), 6.88-6.86 (1H, dd), 5.61 (1H, t), 4.24 (2H, q), 4.10 (2H, brs), 3.37 (2H, m), 2.48 (2H, m), 2.27 (6H, s), 1.59 (6H, s), 1.24 (3H, t); MS (ES): 537 (MH⁺).

B. In a similar manner, but replacing *N,N*-dimethylethylenediamine with the appropriately substituted alcohol or amine, the following compounds were prepared:

15 8-(2-dimethylaminoethoxycarbonyloxy)-3-(4-fluorobenzoyl)-1,1-dimethyl-1,2,3,6-tetrahydroazepino[4,5-*b*]indole-5-carboxylic acid ethyl ester; MS (ES): 538 (MH⁺);

3-(4-fluorobenzoyl)-1,1-dimethyl-8-(2-pyridin-2-yl-ethylcarbamoyloxy)-1,2,3,6-tetrahydroazepino[4,5-*b*]indole-5-carboxylic acid ethyl ester; MS (ES): 538
 20 (MH⁺);

3-(4-fluorobenzoyl)-1,1-dimethyl-8-(pyridin-4-yl-methylcarbamoyloxy)-1,2,3,6-tetrahydroazepino[4,5-*b*]indole-5-carboxylic acid ethyl ester; MS (ES): 557
 (MH⁺);

3-(4-fluorobenzoyl)-1,1-dimethyl-8-(pyridin-2-yl-methylcarbamoyloxy)-1,2,3,6-tetrahydroazepino[4,5-*b*]indole-5-carboxylic acid ethyl ester; MS (ES): 557
 25 (MH⁺);

8-cyclopropylcarbamoyloxy-3-(4-fluorobenzoyl)-1,1-dimethyl-1,2,3,6-tetrahydroazepino[4,5-*b*]indole-5-carboxylic acid ethyl ester; MS (ES): 506 (MH⁺);

3-(4-fluorobenzoyl)-1,1-dimethyl-8-(4-pyridin-2-yl-piperazine-1-carbonyloxy)-1,2,3,6-tetrahydroazepino[4,5-*b*]indole-5-carboxylic acid ethyl ester; MS
 30 (ES): 557 (MH⁺);

3-(4-fluorobenzoyl)-1,1-dimethyl-8-(pyridin-3-yl-methylcarbamoyloxy)-1,2,3,6-tetrahydroazepino[4,5-*b*]indole-5-carboxylic acid ethyl ester; MS (ES): 557
 (MH⁺);

- 8-(azetidine-1-carbonyloxy)-3-(4-fluorobenzoyl)-1,1-dimethyl-1,2,3,6-tetrahydroazepino[4,5-*b*]indole-5-carboxylic acid ethyl ester; MS (ES): 506 (MH⁺);
- 3-(4-fluorobenzoyl)-1,1-dimethyl-8-(4-methylpiperazin-1-ylcarbamoxyloxy)-1,2,3,6-tetrahydroazepino[4,5-*b*]indole-5-carboxylic acid ethyl ester;
- 5 MS (ES): 564 (MH⁺);
- 3-(4-fluorobenzoyl)-1,1-dimethyl-8-phenethylcarbamoxyloxy-1,2,3,6-tetrahydroazepino[4,5-*b*]indole-5-carboxylic acid ethyl ester; MS (ES): 570(MH⁺);
- 3-(4-fluorobenzoyl)-1,1-dimethyl-8-(thiophen-2-ylmethylcarbamoxyloxy)-1,2,3,6-tetrahydroazepino[4,5-*b*]indole-5-carboxylic acid ethyl ester; MS (ES):
- 10 557(MH⁺);
- 3-(4-fluorobenzoyl)-1,1-dimethyl-8-(furan-2-ylmethylcarbamoxyloxy)-1,2,3,6-tetrahydroazepino[4,5-*b*]indole-5-carboxylic acid ethyl ester; MS (ES): 546(MH⁺);
- 8-cyclobutylcarbamoxyloxy-3-(4-fluorobenzoyl)-1,1-dimethyl-1,2,3,6-tetrahydroazepino[4,5-*b*]indole-5-carboxylic acid ethyl ester; (ES): 520 (MH⁺);
- 15 8-cyclopentylcarbamoxyloxy-3-(4-fluorobenzoyl)-1,1-dimethyl-1,2,3,6-tetrahydroazepino[4,5-*b*]indole-5-carboxylic acid ethyl ester; (ES): 534 (MH⁺);
- 8-cyclohexylcarbamoxyloxy-3-(4-fluorobenzoyl)-1,1-dimethyl-1,2,3,6-tetrahydroazepino[4,5-*b*]indole-5-carboxylic acid ethyl ester; MS (ES): 548 (MH⁺);
- 20 3-(4-fluorobenzoyl)-1,1-dimethyl-8-(5-methylpyrazin-2-ylmethylcarbamoxyloxy)-1,2,3,6-tetrahydroazepino[4,5-*b*]indole-5-carboxylic acid ethyl ester; MS (ES): 572 (MH⁺);
- 3-(4-fluorobenzoyl)-1,1-dimethyl-8-isopropylcarbamoxyloxy-1,2,3,6-tetrahydroazepino[4,5-*b*]indole-5-carboxylic acid ethyl ester; MS (ES): 508 (MH⁺);
- 25 3-(4-fluorobenzoyl)-1,1-dimethyl-8-methylcarbamoxyloxy-1,2,3,6-tetrahydroazepino[4,5-*b*]indole-5-carboxylic acid ethyl ester; MS (ES): 481 (MH⁺);
- 8-(3-cyclopropyl-1-methylureido)-3-(4-fluorobenzoyl)-1,1-dimethyl-1,2,3,6-tetrahydroazepino[4,5-*b*]indole-5-carboxylic acid ethyl ester; MS (ES): 519 (MH⁺);
- 30 3-(4-fluorobenzoyl)-1,1-dimethyl-9-(pyridin-2-yl-methylcarbamoxyloxy)-1,2,3,6-tetrahydroazepino[4,5-*b*]indole-5-carboxylic acid ethyl ester;
- 3-(4-fluorobenzoyl)-1,1-dimethyl-9-(2-pyridin-2-yl-ethylcarbamoxyloxy)-1,2,3,6-tetrahydroazepino[4,5-*b*]indole-5-carboxylic acid ethyl ester; and
- 3-(4-fluorobenzoyl)-1,1-dimethyl-9-(thiophen-2-ylmethylcarbamoxyloxy)-1,2,3,6-tetrahydroazepino[4,5-*b*]indole-5-carboxylic acid ethyl ester.
- 35

C. In a manner similar to Step A, but replacing 3-(4-fluorobenzoyl)-8-hydroxy-1,1-dimethyl-1,2,3,6-tetrahydroazepino[4,5-*b*]indole-5-carboxylic acid ethyl ester with 3-(3,4-difluorobenzoyl)-8-hydroxy-1,1-dimethyl-1,2,3,6-tetrahydroazepino[4,5-*b*]indole-5-carboxylic acid ethyl ester and using the appropriate amine, the following compounds were prepared:

8-cyclopropylcarbamoyloxy-3-(3,4-difluorobenzoyl)-1,1-dimethyl-1,2,3,6-tetrahydroazepino[4,5-*b*]indole-5-carboxylic acid ethyl ester; MS (ES): 524 (MH⁺);

3-(3,4-difluorobenzoyl)-1,1-dimethyl-8-methylcarbamoyloxy-1,2,3,6-tetrahydroazepino[4,5-*b*]indole-5-carboxylic acid ethyl ester; MS (ES): 499 (MH⁺);

10 3-(3,4-difluorobenzoyl)-1,1-dimethyl-8-(pyridin-2-yl-methylcarbamoyloxy)-1,2,3,6-tetrahydroazepino[4,5-*b*]indole-5-carboxylic acid ethyl ester; MS (ES): 575 (MH⁺);

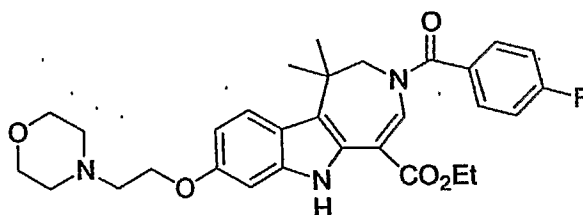
3-(3,4-difluorobenzoyl)-1,1-dimethyl-8-benzylcarbamoyloxy)-1,2,3,6-tetrahydroazepino[4,5-*b*]indole-5-carboxylic acid ethyl ester MS (ES): 574 (MH⁺); and

15 3-(3,4-difluorobenzoyl)-1,1-dimethyl-8-phenylcarbamoyloxy-1,2,3,6-tetrahydroazepino[4,5-*b*]indole-5-carboxylic acid ethyl ester MS (ES): 560 (MH⁺).

EXAMPLE 48

PREPARATION OF 3-(4-FLUOROBENZOYL)-1,1-DIMETHYL-8-(2-MORPHOLIN-4-YL-ETHOXY)-1,2,3,6-TETRAHYDROAZEPINO[4,5-*B*]INDOLE-5-CARBOXYLIC ACID ETHYL ESTER

20



A. A mixture of 3-(4-fluorobenzoyl)-8-hydroxy-1,1-dimethyl-1,2,3,6-tetrahydroazepino[4,5-*b*]indole-5-carboxylic acid ethyl ester (85 mg, 0.2 mmol), sodium iodide (30 mg), potassium carbonate (140 mg, 1.01 mmol) and 4-(2-chloroethyl)morpholine (free base, 300 mg, 2 mmol) and acetone (8 mL) was heated at 75°C for 24 hours. The solid was filtered off, and the filtrate was concentrated *in vacuo*, and the crude product was purified by reverse-phase preparative HPLC to give the title compound (11mg); ¹H-NMR (CDCl₃): δ 10.51 (1H, s), 7.72 (1H, s), 7.67 (1H, d), 7.66-7.59 (2H, m), 7.15-7.10 (2H, m), 6.86 (1H, d), 6.76 (1H, dd), 4.27-4.17 (4H, m),

25

AMENDED SHEET

2412
 980049.403PC/16767, 274452003

4.08 (2H, brs), 3.77 (4H, m), 2.88 (2H, brs), 2.65 (4H, brs), 1.59 (6H, s), 1.25 (3H, t);
 MS (ES): 536 (MH⁺).

B. In a similar manner, but replacing 4-(2-chloroethyl)morpholine with 1-(2-chloroethyl)piperidine, ethyl bromoacetate or 2-bromoacetamide, the following
 5 compounds were prepared:

3-(4-fluorobenzoyl)-1,1-dimethyl-8-(2-piperidin-1-ylethoxy)-1,2,3,6-tetrahydroazepino[4,5-b]indole-5-carboxylic acid ethyl ester; MS (ES): 534 (MH⁺);

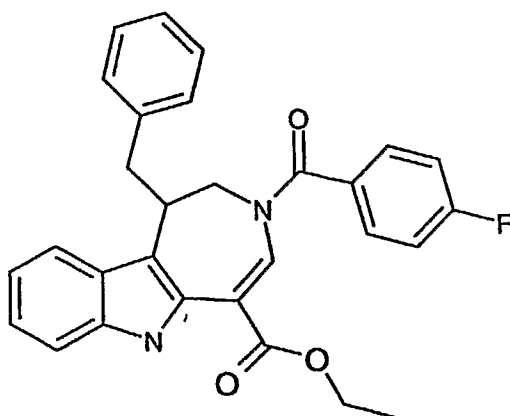
8-ethoxycarbonylmethoxy-3-(4-fluorobenzoyl)-1,1-dimethyl-1,2,3,6-tetrahydroazepino[4,5-b]indole-5-carboxylic acid ethyl ester; MS (ES): 509 (MH⁺); and

10 8-carbamoylmethoxy-3-(4-fluorobenzoyl)-1,1-dimethyl-1,2,3,6-tetrahydroazepino[4,5-b]indole-5-carboxylic acid ethyl ester; MS (ES): 480 (MH⁺).

C. To prepare 3-(3,4-difluoro-benzoyl)-1,1-dimethyl-8-(3-hydroxy-propoxy)-1,2,3,6-tetrahydroazepino[4,5-b]indole-5-carboxylic acid ethyl ester, A
 mixture of 3-(4-fluorobenzoyl)-8-hydroxy-1,1-dimethyl-1,2,3,6-tetrahydroazepino[4,5-b]-
 15 indole-5-carboxylic acid ethyl ester (46 mg, 0.11 mmol), diisopropylethylamine (0.5mL),
 and 3-bromo-1-propanol (1.4mL) in dry acetonitrile (1mL) was stirred at 75°C for 10
 hours. The solvent was removed in vacuo, and the residue was purified by preparative
 reverse-phase HPLC, which was then acylated in the manner described in Example
 2A. ¹HNMR (CDCl₃): δ 10.51 (1H, s), 7.86 (1H, s), 7.82 (1H, d), 7.66-7.59 (2H, m),
 20 7.15-7.09 (2H, m), 6.87 (1H, d), 6.74 (1H, m), 4.27-4.15 (4H, m), 4.09 (2H, brs), 3.90
 (2H, m), 2.11-2.05 (2H, m), 1.60 (6H, s), 1.26-1.21 (3H, m). MS (ES): 481 (MH⁺).

EXAMPLE 49

1-BENZYL-3-(4-FLUOROBENZOYL)-1,2,3,6-TETRAHYDROAZEPINO[4,5-B]INDOLE-5-CARBOXYLIC ACID ETHYL ESTER



A. 2-(1*H*-indol-3-yl)-3-phenylacrylonitrile was prepared by the addition of 3-indolylacetonitrile (2.02 g, 12.9 mmol), MeOH (18 mL), benzaldehyde (1.60 mL, 15.5 mmol), and a 25 % wt solution of sodium methoxide in MeOH (3.2 mL, 14.2 mmol) to a 50 mL flask. The solution was allowed to stir at ambient temperature under N₂ for 16 h. The reaction solution was diluted with DCM (20 mL), molecular sieves (250 mg) were added, and the solution was allowed to reflux for 1 hour. The reaction was quenched with the addition of sat. NH₄Cl (20 mL). The organic phase was partitioned, dried over Na₂SO₄, filtered, and concentrated under reduced pressure. The crude material was chromatographed (SiO₂, 100 % hexane to 5% EtOAc) to yield 1.4 g (44 % yield) of 2-1*H*-indol-3-yl-3-phenyl-acrylonitrile; ¹H NMR (CDCl₃) δ 8.42 (1H, br s), 7.97 (1H, d), 7.87 (2H, m), 7.63 (1H, s), 7.60 (1H, d), 7.37-7.48 (4H, m), 7.25-7.33 (2H, m); TLC (SiO₂ plate, 5:1 hexane/EtOAc) R_f = 0.35; MS (ESI): 245 (MH⁺).

B. β-Benzyltryptamine was prepared by the addition of 2-1*H*-indol-3-yl-3-phenylacrylonitrile (500 mg, 2.04 mmol) and EtOH (25 mL) to a N₂ purged 100 mL flask. To the solution was added approximately 2 g of Raney-Ni slurry. To the reaction solution, dropwise with stirring, was added hydrazine monohydrate (2.5 mL). The reaction solution was allowed to stir at 65°C for 4 hours. The slurry was filtered through a pad of Celite to remove excess Raney-Ni. The filtrate was concentrated under reduced pressure, and the crude product was used without further purification; MS (ESI): 251 (MH⁺).

C. 1-Benzyl-1,2,3,6-tetrahydroazepino[4,5-*b*]indole-5-carboxylic acid ethyl ester was prepared in a manner similar to that described in Example 1A by using β-benzyl-tryptamine; MS (ESI): 347 (MH⁺).

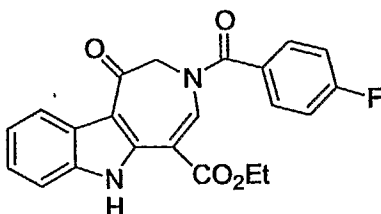
D. The title compound was prepared in a manner similar to that described in Example 2A by using 1-benzyl-1,2,3,6-tetrahydroazepino[4,5-*b*]indole-5-carboxylic acid ethyl ester and 4-fluorobenzoyl chloride; ¹H NMR (CDCl₃) δ 10.58 (1H, s), 8.07 (1H, s), 7.62-7.66 (2H, m), 7.36 (1H, d), 7.13-7.23 (9H, m), 6.99 (1H, t), 5.25 (1H, dd), 4.26 (2H, m), 3.94 (1H, d), 2.99 (1H, dd), 2.83 (1H, dd), 1.22 (3H, t); MS (ESI): 469 (MH⁺).

E. In a manner similar to Steps A-D, but replacing benzaldehyde with furfural in Step A, the following compound was prepared:

3-(4-fluorobenzoyl)-1-furan-2-ylmethyl-1,2,3,6-tetrahydroazepino[4,5-*b*]indole-5-carboxylic acid ethyl ester; MS (ESI): 459 (MH⁺).

EXAMPLE 50

PREPARATION OF 3-(4-FLUOROBENZOYL)-1-OXO-1,2,3,6-TETRAHYDROAZEPINO[4,5-B]INDOLE-5-CARBOXYLIC ACID ETHYL ESTER



5 A. To a mixture of ethyl 3-(4-fluorobenzoyl)-1,2,3,6-tetrahydroazepino[4,5-b]indole-5-carboxylate (190 mg, 0.5 mmol) and 2,3-dichloro-5,6-dicyano-1,4-benzoquinone (DDQ) (139 mg, 0.6 mmol) was added a mixture of THF-H₂O (9:1, 8 mL) at ambient temperature. The reaction mixture was allowed to stir at ambient temperature for 2 hours. Additional DDQ (139 mg, 0.6 mmol) was added, and
10 the mixture was stirred at ambient temperature for another 2 hours. The solvent was removed *in vacuo*, and the residue was taken up in EtOAc and washed thoroughly with saturated sodium bicarbonate solution and then with brine. The organic phase was dried with sodium sulfate, and concentrated *in vacuo*. The residue was purified by chromatography on silica gel eluting with hexane-EtOAc (85:15) to give the title
15 compound as a yellow solid (180mg, 92%); ¹H-NMR (CDCl₃): δ 11.4 (1H, s), 8.52-8.48 (2H, m), 7.66-7.62 (2H, m), 7.48-7.46 (1H, m), 7.37-7.31 (2H, m), 7.22-7.17 (2H, m), 4.53 (2H, s), 4.38 (2H, q), 1.35 (3H, t); MS (ES): 393 (MH⁺).

B. In a similar manner, but replacing ethyl 3-(4-fluorobenzoyl)-1,2,3,6-tetrahydroazepino[4,5-b]indole-5-carboxylate with 10-benzyloxy-3-(4-fluorobenzoyl)-1,2,3,6-tetrahydroazepino[4,5-b]indole-5-carboxylic acid ethyl ester, the
20 following compound was prepared:

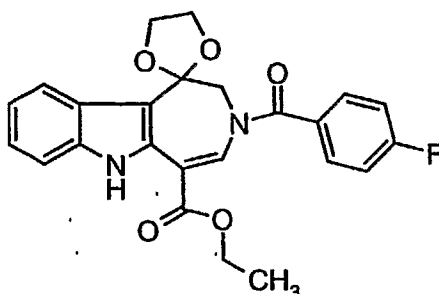
10-benzyloxy-3-(4-fluorobenzoyl)-1-oxo-1,2,3,6-tetrahydroazepino[4,5-b]indole-5-carboxylic acid ethyl ester; MS (ES): 499 (MH⁺).

24/2

IPENUS

EXAMPLE 51

PREPARATION OF 1,1-ETHYLENEDIOXY-3-(4-FLUOROBENZOYL)-1,2,3,6-TETRAHYDROAZEPINO[4,5-B]INDOLE-5-CARBOXYLIC ACID ETHYL ESTER

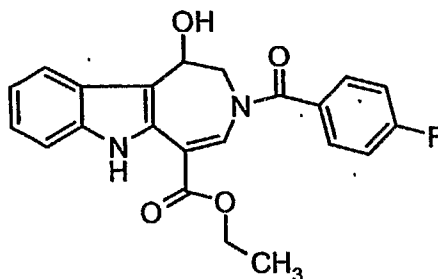


- 5 A mixture of 3-(4-fluorobenzoyl)-1-oxo-1,2,3,6-tetrahydroazepino[4,5-b]indole-5-carboxylic acid ethyl ester (39 mg, 10.1 mmol) and TsOH (10 mg) and ethylene glycol (0.2 mL) in toluene (10 mL) was heated to reflux overnight under nitrogen. After cooling, the reaction was diluted with DCM. It was then washed with saturated aqueous NaHCO₃ and water and dried over MgSO₄.
- 10 Evaporation of solvent gave a crude product, which was purified by column chromatography on silica gel eluted with MeOH-DCM (2:98) to give the title compound (7.5 mg); ¹H-NMR (CDCl₃): δ 9.68 (1H, s), 8.24 (1H, d), 7.08 (2H, m), 7.57 (1H, s), 7.41 (2H, m), 7.12 (2H, m), 4.77 (2H, m), 4.55 (2H, m), 4.46 (2H, q), 1.46 (3H, t). MS (ES): 437 (MH⁺).

15

EXAMPLE 52

PREPARATION OF 3-(4-FLUOROBENZOYL)-1-HYDROXY-1,2,3,6-TETRAHYDROAZEPINO[4,5-B]INDOLE-5-CARBOXYLIC ACID ETHYL ESTER

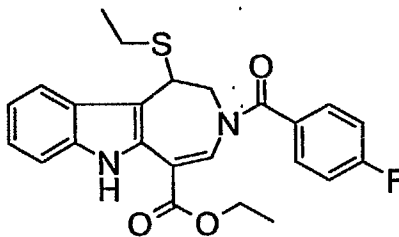


- To a suspension of 3-(4-fluorobenzoyl)-1-oxo-1,2,3,6-tetrahydroazepino[4,5-b]indole-5-carboxylic acid ethyl ester (784 mg, 2 mmol) in EtOH (11 mL) and AcOH (3 mL) was added NaBH₃CN (500 mg, 8 mmol) and the mixture was stirred at 20°C overnight. It was then basified with 28% ammonium hydroxide and
- 20

extracted with DCM. The combined organic layer was washed with water and dried over MgSO_4 . Evaporation of solvent gave a crude product, which was purified by column chromatography on silica gel and eluted with MeOH-DCM (1:19) to give the title compound (450 mg); $^1\text{H-NMR}$ (CDCl_3): δ 9.61 (1H, s), 8.41 (1H, m), 7.41 (1H, m), 7.25-7.36 (5H, m), 7.05 (2H, m), 4.93 (1H, m), 4.57 (1H, d), 4.42 (3H, m), 3.85 (1H, m), 1.35 (3H, d). MS (ES): 395 (MH^+).

EXAMPLE 53

PREPARATION OF 1-ETHYLSULFANYL-3-(4-FLUOROBENZOYL)-1,2,3,6-TETRAHYDROAZEPINO[4,5-*b*]INDOLE-5-CARBOXYLIC ACID ETHYL ESTER



10

A. To a solution of 3-(4-fluorobenzoyl)-1-hydroxy-1,2,3,6-tetrahydroazepino[4,5-*b*]indole-5-carboxylic acid ethyl ester (60 mg, 0.3 mmol) in DCM (2 mL) was added trifluoromethanesulfonic anhydride (50 mL, 0.6 mmol) at 0°C and the mixture was stirred for 1 hour at 0°C . Ethanethiol (34 mL, 0.9 mmol) was added and the reaction mixture was stirred overnight at 20°C . Water was added and organic layer was separated. The aqueous layer was extracted with DCM. The combined organic layer was then washed with water and dried over MgSO_4 . Evaporation of solvent gave a crude product, which was purified by column chromatography on silica gel, eluted with MeOH-DCM (1:19) to give the title compound (2 mg); ^1NMR (CDCl_3): δ 8.59 (1H, s), 8.77 (1H, d), 7.54 (2H, m), 7.36 (1H,), 7.19 (1H, m), 7.06 (2H, m), 6.73 (1H, s), 4.41 (2H, m), 4.21-4.30 (3H, m), 2.59-2.69 (2H, m), 1.28 (3H, t), 1.19 (3H, t). MS (ES): 439 (MH^+).

15

20

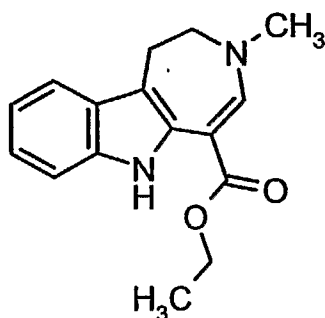
25

B. In a similar manner, but replacing ethanethiol with *n*-propylamine, the following compound was prepared:
3-(4-fluorobenzoyl)-1-propylamino-1,2,3,6-tetrahydroazepino[4,5-*b*]indole-5-carboxylic acid ethyl ester; MS (ES): 436 (MH^+).

AMENDED SHEET

EXAMPLE 54

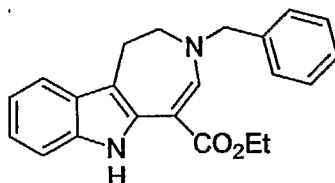
PREPARATION OF 3-METHYL-1,2,3,6-TETRAHYDROAZEPINO[4,5-*b*]INDOLE-5-CARBOXYLIC ACID ETHYL ESTER



5 To a solution of ethyl 1,2,3,6-tetrahydroazepino[4,5-*b*]indole-5-carboxylate (0.15 g 0.6 mmol) in DMF (2 mL) was added sodium hydride (60%, 28 mg, 0.7 mmol) at 0 °C and a solution of MeI (38 μ L, 0.7 mmol). The mixture was stirred for 30 min at 0°C. Water was added to the reaction mixture, which was then extracted by DCM. The combined organic layer was washed with water and dried over magnesium sulfate. Evaporation of solvent gave a crude product, which was purified by column chromatography on silica gel eluting with MeOH-DCM (5:95) and then further purified by preparative HPLC to afford the title compound (86 mg); ¹H-NMR (CDCl₃): δ 10.50 (1H, s), 8.26 (1H, m), 7.77 (1H, s), 7.40 (1H, d), 7.31 (1H, d), 7.05 (2H, m), 5.35 (1H, s), 4.28 (2H, q), 3.54 (2H, t), 3.26 (3H, s); 3.14 (2H, m), 1.36 (3H, t). MS (ES): 271 (MH⁺).

EXAMPLE 55

PREPARATION OF 3-BENZYL-1,2,3,6-TETRAHYDROAZEPINO[4,5-*b*]INDOLE-5-CARBOXYLIC ACID ETHYL ESTER



20 A. Sodium hydride (60% in mineral oil, 320 mg, 8 mmol) was added to a stirred solution of ethyl 1,2,3,6-tetrahydroazepino[4,5-*b*]indole-5-carboxylate (520 mg, 2 mmol) in anhydrous DMF (8 mL) at 0°C under nitrogen, and the resulting mixture was stirred at ambient temperature for 30 minutes. Benzyl bromide (345 mg, 2 mmol) was then added dropwise to the above mixture at 0°C. The resulting mixture was

stirred at ambient temperature for 6 hours. Ammonium chloride solution was added carefully to quench the reaction at 0°C. The mixture was extracted with DCM. The combined extracts were washed with saturated ammonium chloride solution, water and brine, dried over sodium sulfate, and evaporated *in vacuo* to give a brown oil, which
 5 was purified by chromatography on silica gel eluting with EtOAc-Hexane (5:95) to give the title compound (421 mg); ¹H-NMR (CDCl₃): δ 10.53 (1H, s), 7.96 (1H, s), 7.41-7.25 (7H, m), 7.08-6.99 (2H, m), 4.57 (2H, s), 4.33-4.27 (2H, q), 3.48 (2H, m), 3.01 (2H, m), 1.36 (3H, t); MS (ES): 347 (MH⁺).

B. In a similar manner as described above in Step A, but replacing
 10 benzyl bromide with the appropriately substituted haloalkane or halo ether, the following compounds were prepared:

3-(2-methoxyethyl)-1,2,3,6-tetrahydroazepino[4,5-*b*]indole-5-carboxylic acid ethyl ester; MS (ES): 315 (MH⁺); and 3,6-bis-(2-methoxyethyl)-1,2,3,6-tetrahydroazepino[4,5-*b*]indole-5-carboxylic acid ethyl ester; MS (ES): 373 (MH⁺);

15 3-(3-fluoropropyl)-1,2,3,6-tetrahydroazepino[4,5-*b*]indole-5-carboxylic acid ethyl ester; MS (ES): 317 (MH⁺);

3-cyclohexylmethyl-1,2,3,6-tetrahydroazepino[4,5-*b*]indole-5-carboxylic acid ethyl ester; MS (ES): 353 (MH⁺); and 3,6-bis-cyclohexylmethyl-1,2,3,6-tetrahydroazepino[4,5-*b*]indole-5-carboxylic acid ethyl ester; MS (ES): 449 (MH⁺);

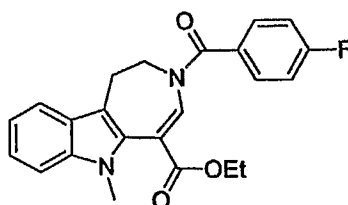
20 3-pyridin-2-ylmethyl-1,2,3,6-tetrahydroazepino[4,5-*b*]indole-5-carboxylic acid ethyl ester; MS (ES): 348 (MH⁺);

3-(2-morpholin-4-ylethyl)-1,2,3,6-tetrahydroazepino[4,5-*b*]indole-5-carboxylic acid ethyl ester; MS (ES): 370 (MH⁺);

25 3-pyridin-3-ylmethyl-1,2,3,6-tetrahydroazepino[4,5-*b*]indole-5-carboxylic acid ethyl ester; MS (ES): 348 (MH⁺).

EXAMPLE 56

PREPARATION OF ETHYL 3-(4-FLUOROBENZOYL)-6-METHYL-3,1,2,3,6-TETRAHYDROAZEPINO[4,5-*b*]INDOLE-5-CARBOXYLATE

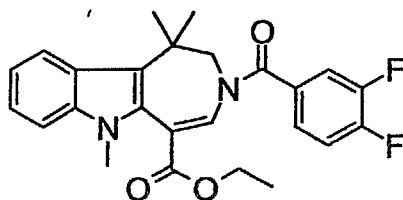


AMENDED SHEET

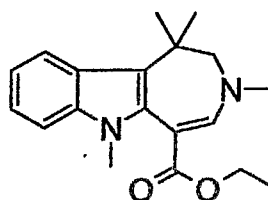
LDA (1.2 mmol) was added to a solution of ethyl 3-(4-Fluorobenzoyl)-1,2,3,6-tetrahydroazepino[4,5-*b*]indole-5-carboxylate (the compound of Example 2A: 378 mg, 1 mmol) in THF at -78°C and the reaction mixture slowly warmed to 0°C and stirred for 30 minutes at 0°C . MeI (125 mL, 2 mmol) was added and stirred at 20°C for 1 hour. The reaction mixture was quenched with water. The organic layers were separated and the aqueous layer was extracted with DCM. The combined organic layers were washed with water and dried over MgSO_4 . Evaporation of solvent gave a crude product, which was purified by chromatography on silica gel eluting with EtOAc-Hexane (1:4) to give the title compound (27 mg). $^1\text{H-NMR}$ (CDCl_3): δ (1H, s), 7.54-7.60 (3H, m), 7.32 (1H, d), 7.25 (1H, m), 7.14-7.17 (3H, m), 4.14-4.28 (4H, m), 3.61 (3H, s), 3.17 (2H, m), 1.25 (3H, t); MS (ES): 392 (M^+), 415 (MNa^+).

EXAMPLE 57

PREPARATION OF 3-(3,4-DIFLUOROBENZOYL)-1,1,6-TRIMETHYL-1,2,3,6-TETRAHYDROAZEPINO[4,5B]INDOLE-5-CARBOXYLIC ACID ETHYL ESTER AND 1,1,3,6-TETRAMETHYL-1,2,3,6-TETRAHYDROAZEPINO[4,5-B]INDOLE-5-CARBOXYLIC ACID ETHYL ESTER



57a



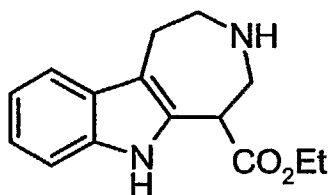
57b

To a solution of ethyl 3-(3,4-difluorobenzoyl)-1,1-dimethyl-1,2,3,6-tetrahydroazepino[4,5-*b*]indole-5-carboxylate (21 mg, 0.05 mmol) in DMF (2 mL) was added NaH (60%, 4 mg, 2 equiv) at 0°C and the reaction mixture stirred for 30 minutes at 0°C . Iodomethane was added and the reaction mixture was stirred for 15 minutes at 0°C and then quenched with water/AcOH. The mixture was diluted with DCM and washed with water and dried over MgSO_4 . Evaporation of solvent gave a crude product, which was purified by chromatography on silica gel, eluted with MeOH-DCM (1:19) to give 57a (2 mg) and 57b (5 mg); 57a: ^1NMR (CDCl_3): δ 7.85 (1H, d), 7.46 (2H, m), 7.33 (2H, m), 7.24 (2, m), 7.12 (1H, m), 4.20 (2H, q), 4.00 (2H, s), 3.56 (3H, s), 1.63 (6H, s), 1.39 (3H, t). MS (ES): 439 (MH^+); 57b: ^1NMR (CDCl_3): δ 7.81 (1H,), 7.71

(1H, , 7.24 (1, m), 7.11(1H, m), 7. 00 (1H, m), 4.24 (2H, q), 3.40 (3H, s), 3.19 (3H, s), 1.62 (6H, s), 1.27 (3H, t). MS (ES): 313 (MH⁺).

EXAMPLE 58

PREPARATION OF 1,2,3,4,5,6-HEXAHYDRO-AZEPINO [4,5-B] INDOLE-5-CARBOXYLIC ACID ETHYL ESTER



A. The title compound was prepared in a manner similar to that described in Kuehne *et al.* (*J. Org. Chem.* 1985, 50, 919-924) and in European Patent No. EP 064 317 B1; MS (ES): 259 (MH⁺).

B. In a manner similar to Example 2A, but replacing ethyl 1,2,3,6-tetrahydroazepino[4,5-*b*]indole-5-carboxylate with ethyl 1,2,3,4,5,6-hexahydroazepino[4,5-*b*]indole-5-carboxylate, the following compound was prepared: ethyl 3-(4-fluorobenzoyl)-1,2,3,4,5,6-hexahydroazepino[4,5-*b*]indole-5-carboxylate; ¹H-NMR (CDCl₃): δ 8.43 (1H, m), 7.31-7.52 (4H, m), 6.96-7.19 (4H, m), 3.96-4.33 (6H, m), 3.67 (2H, m), 3.14 (1H, m), 2.94 (1H, m), 1.15-1.36 (3H, m); MS (ES): 381 (MH⁺).

C. In a manner similar to Step B, but replacing 4-fluorobenzoyl chloride with the appropriately substituted acyl chloride, isocyanate or chloroformate, the following compounds were prepared:

3-benzoyl-1,2,3,4,5,6-hexahydro-azepino[4,5-*b*]indole-5-carboxylic acid ethyl ester; MS (ES): 363 (MH⁺);

3-(4-*tert*-butyl-benzoyl)-1,2,3,4,5,6-hexahydro-azepino[4,5-*b*]indole-5-carboxylic acid ethyl ester; MS (ES): 363 (MH⁺);

3-phenylacetyl-1,2,3,4,5,6-hexahydro-azepino[4,5-*b*]indole-5-carboxylic acid ethyl ester; MS (ES): 377 (MH⁺);

3-(3-phenyl-propionyl)-1,2,3,4,5,6-hexahydro-azepino[4,5-*b*]indole-5-carboxylic acid ethyl ester; MS (ES): 391 (MH⁺);

3-(4-chlorobenzoyl)-1,2,3,4,5,6-hexahydro-azepino[4,5-*b*]indole-5-carboxylic acid ethyl ester; MS (ES): 391 (MH⁺);

AMENDED SHEET

3-(2,4-dichlorobenzoyl)-1,2,3,4,5,6-hexahydro-azepino[4,5-*b*]indole-5-carboxylic acid ethyl ester; MS (ES): 431 (MH⁺);

3-(3-methoxybenzoyl)-1,2,3,4,5,6-hexahydro-azepino[4,5-*b*]indole-5-carboxylic acid ethyl ester; MS (ES): 393 (MH⁺);

5 3-piperonyloyl-1,2,3,4,5,6-hexahydro-azepino[4,5-*b*]indole-5-carboxylic acid ethyl ester; MS (ES): 407 (MH⁺);

3-(4-nitrobenzoyl)-1,2,3,4,5,6-hexahydro-azepino[4,5-*b*]indole-5-carboxylic acid ethyl ester; MS (ES): 408 (MH⁺);

10 3-(4-methoxybenzoyl)-1,2,3,4,5,6-hexahydro-azepino[4,5-*b*]indole-5-carboxylic acid ethyl ester; MS (ES): 393 (MH⁺);

3-(4-methyl-3-nitrobenzoyl)-1,2,3,4,5,6-hexahydro-azepino[4,5-*b*]indole-5-carboxylic acid ethyl ester; MS (ES): 444 (MNa⁺);

3-(4-methoxycarbonyl-benzoyl)-1,2,3,4,5,6-hexahydro-azepino[4,5-*b*]indole-5-carboxylic acid ethyl ester; MS (ES): 421 (MH⁺);

15 3-(4-chlorophenoxycarbonyl) 1,4,5,6-tetrahydro-2H-azepino[4,5-*b*]indole-5-carboxylic acid ester 5-ethyl ester; MS (ES): 435 (MNa⁺);

3-(4-chlorophenylcarbamoyl)-1,2,3,4,5,6-hexahydro-azepino[4,5-*b*]indole-5-carboxylic acid ethyl ester; MS (ES): 434 (MNa⁺); and

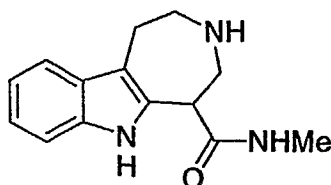
20 3-*p*-tolylcarbamoyl-1,2,3,4,5,6-hexahydro-azepino[4,5-*b*]indole-5-carboxylic acid ethyl ester; MS (ES): 392 (MH⁺).

D. In a manner similar to that described in Step B, but using 3,4-difluorobenzoyl chloride and ethyl 1,1-dimethyl-1,2,3,4,5,6-hexahydroazepino[4,5-*b*]indole-5-carboxylate which was prepared in a similar manner as described in Step A, the following compound was prepared:

25 ethyl 3-(3,4-difluorobenzoyl)-1,1-dimethyl-1,2,3,4,5,6-hexahydro-azepino[4,5-*b*]indole-5-carboxylate; MS(ESI): 427 (MH⁺).

EXAMPLE 59

PREPARATION OF *N*-METHYL 1,2,3,4,5,6-HEXAHYDROAZEPINO[4,5-*B*]INDOLE-5-CARBAMIDE



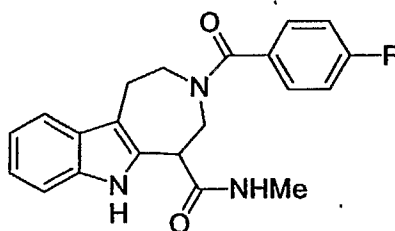
A. Ethyl 1,2,3,4,5,6-hexahydroazepino[4,5-*b*]indole-5-carboxylate (1.29 g, 5 mmol; European Patent No. EP 064 317 B1) and methylamine hydrochloride (0.67 g, 10 mmol) were added to a solution of methylamine in THF (2 M, 15 mL) and the suspension was heated to 80°C in a sealed tube under nitrogen stirring for 72 hours. Solvent was evaporated to give a crude product, which was purified by chromatography on silica gel eluting with MeOH-DCM (1:9 to 1:4) to give the title compound (0.8g); ¹H-NMR (CDCl₃): δ 8.46 (1H, br s), 8.24 (1 H, s), 7.48 (1H, d), 7.30 (1H, d), 7.16 (1H, m), 7.10 (1H, m), 3.70 (1H, d), 3.66 (1H, dd), 3.46 (1H, dd), 3.08 (2H, m), 2.87 (2H, m), 2.73 (3H, d), 1.9 (1H, br s); MS (ES): 244 (MH⁺).

B. In a similar manner, but replacing methylamine and its hydrochloride salt with ethylamine and its hydrochloride salt, the following compound was prepared:

N-ethyl 1,2,3,4,5,6-hexahydroazepino[4,5-*b*]indole-5-carbamide; ¹H-NMR (CDCl₃): δ 8.70 (1H, br s), 8.37 (1H, br s), 7.48 (1H, d), 7.47 (1H, d), 7.14 (1H, m), 7.08 (1H, m), 3.64-3.68 (2H, m), 3.44 (1H, m), 3.20 (2H, m), 3.08 (2H, m), 1.08 (3H, t); MS (ES): 258 (MH⁺).

EXAMPLE 60

PREPARATION OF *N*-METHYL 3-(4-FLUOROBENZOYL)-1,2,3,4,5,6-HEXAHYDROAZEPINO[4,5-*B*]INDOLE-5-CARBAMIDE



20

A. The title compound was prepared in a manner similar to that described in Example 2A by using *N*-methyl 1,2,3,4,5,6-hexahydroazepino[4,5-*b*]indole-5-carbamide and 4-fluorobenzoyl chloride; ¹H-NMR (CDCl₃): δ 9.49 (1H, br s), 7.35 (3H, m), 7.24 (1H, m), 7.14 (4H, m), 4.30 (2H, m), 4.19 (1H, m), 3.69 (2H, m), 3.07 (1H, m), 2.91 (1H, m), 2.78 (3H, br s); MS (ES): 366.2 (MH⁺).

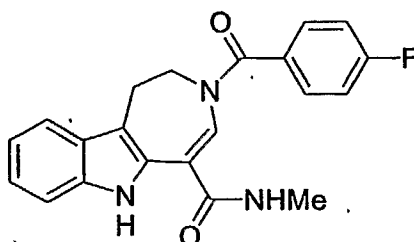
B. In a similar manner, the above *N*-methyl 1,2,3,4,5,6-hexahydroazepino[4,5-*b*]indole-5-carbamide was replaced with *N*-ethyl 1,2,3,4,5,6-

hexahydroazepino[4,5-*b*]indole-5-carbamide to give *N*-ethyl 3-(4-fluorobenzoyl)-1,2,3,4,5,6-hexahydroazepino[4,5-*b*]indole-5-carbamide.

EXAMPLE 61

PREPARATION OF *N*-METHYL 3-(4-FLUOROBENZOYL)-1,2,3,6-TETRAHYDROAZEPINO[4,5-*B*]INDOLE-5-CARBAMIDE

5



A. To a solution of *N*-methyl 3-(4-fluorobenzoyl)-1,2,3,4,5,6-hexahydroazepino[4,5-*b*]indole-5-carbamide and TEA in DCM at 0°C was added a cooled (0°C) solution of *tert*-butyl hypochloride (57 mL, 0.5 mmol) in DCM. The reaction mixture was stirred for 1.5 hours at 0°C. Cold water was added to wash the solution. Organic layer was separated and the aqueous layer was extracted with DCM. The combined organic layers were washed by water and dried over MgSO₄. Evaporation of solvent gave a crude product, which was purified by chromatography on silica gel eluting with MeOH-DCM to give the title compound (14 mg); ¹H-NMR (CDCl₃): δ 10.04 (1H, br s), 7.57 (2H, m), 7.52 (1H, d), 7.37 (1H, d), 7.24 (1H, m), 7.12 (4H, m) 5.9 (1H, br s), 4.15 (2H, t), 3.27 (2H, t), 2.92 (3H, d); MS (ES): 378 (MH⁺).

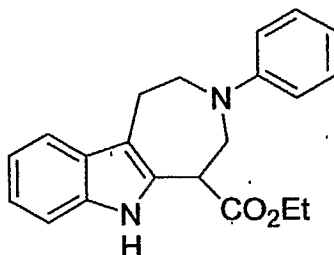
15

B. In a similar manner, but replacing *N*-methyl 3-(4-fluorobenzoyl)-1,2,3,4,5,6-hexahydroazepino[4,5-*b*]indole-5-carbamide with *N*-ethyl 1,2,3,4,5,6-hexahydroazepino[4,5-*b*]indole-5-carbamide, the following compound was prepared: *N*-ethyl 3-(4-fluorobenzoyl)-1,2,3,6-tetrahydroazepino [4,5-*b*]indole-5-carbamide; ¹H-NMR (CDCl₃): δ 10.05 (1H, br s), 7.57 (2H, m), 7.52 (1H, d), 7.37 (1H, d), 7.21 (1H, m), 7.12 (5H, m) 5.88 (1H, br s), 4.15 (2H, t), 3.27 (2H, t), 3.40 (2H, m), 1.19 (3H, t); MS (ES): 378 (MH⁺).

20

AMENDED SHEET

EXAMPLE 62

PREPARATION OF 3-PHENYL-1,2,3,4,5,6-HEXAHYDRO-AZEPINO[4,5-*b*]INDOLE-5-CARBOXYLIC ACID ETHYL ESTER

5 A. The mixture of ethyl 1,2,3,4,5,6-hexahydroazepino[4,5-*b*]indole-5-carboxylate (520 mg, 2 mmol), cupric acetate (728 mg, 4 mmol), phenyl boronic acid (490 mg, 4 mol) and pyridine (0.35 mL, 4 mmol) in dry DCM (20 mL) was stirred at ambient temperature for 3 days. The mixture was filtered through a pad of celite. The filtrate was concentrated *in vacuo* and then purified by chromatography on silica gel
10 eluting with EtOAc-Hexane (7:93) to give the title compound (53 mg); ¹H-NMR (CDCl₃): δ 8.66 (1H, s), 7.42 (1H, d), 7.26-7.18 (4h, m), 7.10-7.00 (2H, m), 7.69 (2H, m), 6.67 (1H, t), 5.22 (1H, m), 4.40-4.18 (3H, m), 4.04-4.01 (1H, m), 3.98-3.88 (1H, m), 3.58-3.52 (1H, m), 3.22-3.15 (1H, m), 3.08-3.02 (1H, m), 1.27 (3H, t); MS (ES): 335 (MH⁺).

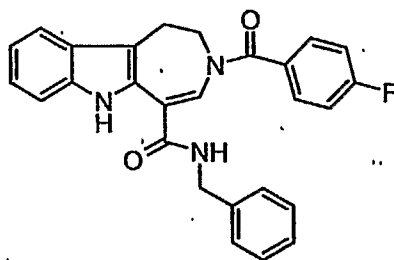
15 B. In a similar manner as that described in Example 61A using 3-phenyl-1,2,3,4,5,6-hexahydroazepino[4,5-*b*]indole-5-carboxylic acid ethyl ester derived in Step A, the following compound was prepared:

3-phenyl-1,2,3,6-tetrahydroazepino[4,5-*b*]indole-5-carboxylic acid ethyl ester; MS (ES): 333 (MH⁺).

20 C. In a similar manner as described in Step A, but replacing phenyl boronic acid with 3-methoxyphenyl boronic acid, the following compound was prepared:

3-(3-methoxyphenyl)-1,2,3,4,5,6-hexahydro-azepino[4,5-*b*]indole-5-carboxylic acid ethyl ester; MS (ES): 365 (MH⁺).

EXAMPLE 63

PREPARATION OF 3-(4-FLUOROBENZOYL)-1,2,3,6-TETRAHYDROAZEPINO[4,5-*b*]INDOLE-5-CARBOXYLIC ACID BENZYLAMIDE

5 A. To a solution of ethyl 1,2,3,4,5,6-hexahydroazepino[4,5-*b*]indole-5-carboxylate (0.46 g, 1.8 mmol) in DCM (6 mL) was added 4-fluorobenzoyl chloride (0.26 mL, 1.2 equiv) and TEA (0.38 mL, 1.5 equiv) and the mixture was stirred for 1 hour at 20 °C. Evaporation of solvent gave a crude product, which was purified by column chromatography on silica gel eluting with MeOH-DCM (1:9) to afford 3-(4-fluorobenzoyl)-1,2,3,4,5,6-hexahydroazepino[4,5-*b*]indole-5-carboxylic acid ethyl ester; 10 (543 mg, 80%) MS (ES): 381 (MH⁺).

 B. To a solution of 3-(4-fluorobenzoyl)-1,2,3,4,5,6-hexahydroazepino[4,5-*b*]indole-5-carboxylic acid ethyl ester (543 mg, 1.42 mmol) in 1,4-dioxane (8 mL) was added aqueous sodium hydroxide (114 mg in 2 mL of water). The mixture 15 was stirred for 1 hour at 20°C. Solvent was then removed under high vacuum to give a crude product, which was redissolved in water and acidified with AcOH. Solid was collected by filtration and washed with water and dried under high vacuum to give 3-(4-fluorobenzoyl)-1,2,3,4,5,6-hexahydroazepino[4,5-*b*]indole-5-carboxylic acid (421 mg, 84%); MS (ES): 353 (MH⁺).

20 C. To a suspension of 3-(4-fluorobenzoyl)-1,2,3,4,5,6-hexahydroazepino[4,5-*b*]indole-5-carboxylic acid (176 mg, 0.5 mmol) in DCM (3 mL) was added carbonyldiimidazole (97 mg, 0.6 mol) and the mixture was stirred for 1 hour at 20°C. Benzylamine (109 μ L, 1 mmol) was added and the mixture was stirred overnight. Solid was collected by filtration and washed by DCM and dried under high vacuum to give 25 the title compound (90 mg); 93% MS (ES): 442 (MH⁺).

 D. In a manner similar to that described in Example 61, but replacing *N*-methyl 3-(4-fluorobenzoyl)-1,2,3,4,5,6-hexahydroazepino[4,5-*b*]indole-5-carbamide with 3-(4-fluorobenzoyl)-1,2,3,4,5,6-hexahydroazepino[4,5-*b*]indole-5-carboxylic acid benzylamide, the following compound was prepared:

AMENDED SHEET

3-(4-fluorobenzoyl)-1,2,3,6-tetrahydroazepino[4,5-*b*]indole-5-carboxylic acid benzylamide; $^1\text{H-NMR}$ (CDCl_3): δ 10.13 (1H, s), 7.45 (3H, m), 7.37 (1H, d), 7.30 (3H, m), 7.22 (4H, m), 7.12 (4H, m), 6.16 (1H, s), 4.53 (1H, d), 4.15 (2H, t), 3.27 (2H, t); MS (ES): 440 (MH^+).

5 E. The following compounds were prepared in a manner similar to that described in Steps A through D, by using the appropriate amine, hydrazine, alcohol, phenol or thiol at step C:

3-(4-fluorobenzoyl)-1,2,3,6-tetrahydroazepino[4,5-*b*]indole-5-carboxylic acid cyclobutylamide; $^1\text{H-NMR}$ (CDCl_3): δ 10.00 (1H, s), 7.58 (2H, m), 7.51 (1H, d),
 10 7.36 (1H, d), 7.09-7.24 (5H, m), 6.04 (1H, m), 4.45 (1H, q), 4.14 (2H, t), 3.26 (2H, t), 2.40 (2H, m), 1.86 (2H, m), 1.76 (2H, m); MS (ES): 404 (MH^+);

[3-(4-fluorobenzoyl)-1,2,3,6-tetrahydroazepino[4,5-*b*]indol-5-yl]piperidin-1-yl-methanone; MS (ES): 418 (MH^+);

[3-(4-fluorobenzoyl)-1,2,3,6-tetrahydroazepino[4,5-*b*]indol-5-
 15 yl]morpholin-4-yl-methanone; MS (ES): 420 (MH^+);

3-(4-fluorobenzoyl)-1,2,3,6-tetrahydroazepino[4,5-*b*]indole-5-carboxylic acid (1-methyl-1*H*-benzoimidazol-2-yl)amide; MS (ES): 479 (MH^+);

3-(4-fluorobenzoyl)-1,2,3,6-tetrahydroazepino[4,5-*b*]indole-5-carboxylic acid propylamide; MS (ES): 392 (MH^+);

20 3-(4-fluorobenzoyl)-1,2,3,6-tetrahydroazepino[4,5-*b*]indole-5-carboxylic acid *tert*-butylamide; MS (ES): 406 (MH^+);

[3-(4-fluorobenzoyl)-1,2,3,6-tetrahydroazepino[4,5-*b*]indol-5-yl]-(4-methyl-piperazin-1-yl)-methanone; MS (ES): 433 (MH^+);

25 3-(4-fluorobenzoyl)-1,2,3,6-tetrahydroazepino[4,5-*b*]indole-5-carboxylic acid cyclohexylamide; MS (ES): 432 (MH^+);

3-(4-fluorobenzoyl)-1,2,3,6-tetrahydroazepino[4,5-*b*]indole-5-carboxylic acid pyridin-2-ylamide; MS (ES): 427 (MH^+);

3-(4-fluorobenzoyl)-1,2,3,6-tetrahydroazepino[4,5-*b*]indole-5-carboxylic acid (2-dimethylamino-ethyl)amide; MS (ES): 421 (MH^+);

30 3-(4-fluorobenzoyl)-1,2,3,6-tetrahydroazepino[4,5-*b*]indole-5-carboxylic acid isopropylamide; MS (ES): 392 (MH^+);

3-(4-fluorobenzoyl)-1,2,3,6-tetrahydroazepino[4,5-*b*]indole-5-carboxylic acid dimethylamide; MS (ES): 378 (MH^+);

35 3-(4-fluorobenzoyl)-1,2,3,6-tetrahydroazepino[4,5-*b*]indole-5-carboxylic acid cyclohexylmethylamide; MS (ES): 446 (MH^+);

WAXENED SHEET

- 3-(4-fluorobenzoyl)-1,2,3,6-tetrahydroazepino[4,5-*b*]indole-5-carboxylic acid (pyridin-2-ylmethyl)amide; MS (ES): 441 (MH⁺);
- 3-(4-fluorobenzoyl)-1,2,3,6-tetrahydroazepino[4,5-*b*]indole-5-carboxylic acid allylamide; MS (ES): 390 (MH⁺);
- 5 3-(4-fluorobenzoyl)-1,2,3,6-tetrahydroazepino[4,5-*b*]indole-5-carboxylic acid cyclopropylamide MS (ES): 390 (MH⁺);
- 3-(4-fluorobenzoyl)-1,2,3,6-tetrahydroazepino[4,5-*b*]indole-5-carboxylic acid (2-fluoro-ethyl)amide; MS (ES): 396 (MH⁺);
- 3-(4-fluorobenzoyl)-1,2,3,6-tetrahydroazepino[4,5-*b*]indole-5-carboxylic acid (2-methoxyethyl)amide; MS (ES): 408 (MH⁺);
- 10 3-(4-fluorobenzoyl)-1,2,3,6-tetrahydroazepino[4,5-*b*]indole-5-carboxylic acid cyclopropylmethylamide; MS (ES): 404 (MH⁺);
- 3-(4-fluorobenzoyl)-1,2,3,6-tetrahydroazepino[4,5-*b*]indole-5-carboxylic acid isobutylamide; MS (ES): 406 (MH⁺);
- 15 3-(4-fluorobenzoyl)-1,2,3,6-tetrahydroazepino[4,5-*b*]indole-5-carboxylic acid sec-butylamide; MS (ES): 406 (MH⁺);
- 3-(4-fluorobenzoyl)-1,2,3,6-tetrahydroazepino[4,5-*b*]indole-5-carboxylic acid phenylamide; MS (ES): 426 (MH⁺);
- 3-(4-fluorobenzoyl)-1,2,3,6-tetrahydroazepino[4,5-*b*]indole-5-carboxylic acid (2,2,2-trifluoroethyl)amide; MS (ES): 432 (MH⁺);
- 20 3-(4-fluorobenzoyl)-1,2,3,6-tetrahydroazepino[4,5-*b*]indole-5-carboxylic acid thiazol-2-ylamide; MS (ES): 433 (MH⁺);
- 3-(4-fluorobenzoyl)-1,2,3,6-tetrahydroazepino[4,5-*b*]indole-5-carboxylic acid cyclopentylamide; MS (ES): 418 (MH⁺);
- 25 3-(4-fluorobenzoyl)-1,2,3,6-tetrahydroazepino[4,5-*b*]indole-5-carboxylic acid cyclobutyl ester; ¹H-NMR (CDCl₃): δ 10.50 (1H, s), 8.03 (1H, s), 7.63 (2H, m), 7.52 (1H, d), 7.28 (1H, d), 7.15-7.22 (3H, m), 7.11 (1H, dd), 5.10 (1H, m), 4.21 (2H, t), 3.27 (2H, t), 1.96 (2H, m), 1.81 (2H, m), 1.66 (2H, m); MS (ES): 405 (MH⁺);
- 3-(4-fluorobenzoyl)-1,2,3,6-tetrahydroazepino[4,5-*b*]indole-5-carboxylic acid sec-butyl ester; MS (ES): 407 (MH⁺);
- 30 3-(4-fluorobenzoyl)-1,2,3,6-tetrahydroazepino[4,5-*b*]indole-5-carboxylic acid 2-dimethylaminoethyl ester; MS (ES): 422 (MH⁺);
- 3-(4-fluorobenzoyl)-1,2,3,6-tetrahydroazepino[4,5-*b*]indole-5-carboxylic acid 1-methyl-allyl ester; MS (ES): 405 (MH⁺);

- 3-(4-fluorobenzoyl)-1,2,3,6-tetrahydroazepino[4,5-*b*]indole-5-carboxylic acid 2-methoxyethyl ester; MS (ES): 409 (MH⁺);
- 3-(4-fluorobenzoyl)-1,2,3,6-tetrahydroazepino[4,5-*b*]indole-5-carboxylic acid 2,2-dimethylpropyl ester; MS (ES): 421 (MH⁺);
- 5 3-(4-fluorobenzoyl)-1,2,3,6-tetrahydroazepino[4,5-*b*]indole-5-carboxylic acid isobutyl ester; MS (ES): 407 (MH⁺);
- 3-(4-fluorobenzoyl)-1,2,3,6-tetrahydroazepino[4,5-*b*]indole-5-carboxylic acid 3-dimethylaminopropyl ester; MS (ES): 436 (MH⁺);
- 10 3-(4-fluorobenzoyl)-1,2,3,6-tetrahydroazepino[4,5-*b*]indole-5-carboxylic acid butyl ester; MS (ES): 407 (MH⁺);
- 3-(4-fluorobenzoyl)-1,2,3,6-tetrahydroazepino[4,5-*b*]indole-5-carboxylic acid cyclopentyl ester; MS (ES): 419 (MH⁺);
- 3-(4-fluorobenzoyl)-1,2,3,6-tetrahydroazepino[4,5-*b*]indole-5-carboxylic acid cyclohexyl ester; MS (ES): 433 (MH⁺);
- 15 3-(4-fluorobenzoyl)-1,2,3,6-tetrahydroazepino[4,5-*b*]indole-5-carboxylic acid allyl ester; MS (ES): 391 (MH⁺);
- 3-(4-fluorobenzoyl)-1,2,3,6-tetrahydroazepino[4,5-*b*]indole-5-carboxylic acid 1-ethylallyl ester; MS (ES): 419 (MH⁺);
- 3-(4-fluorobenzoyl)-1,2,3,6-tetrahydroazepino[4,5-*b*]indole-5-carboxylic acid phenyl ester; MS (ES): 427 (MH⁺);
- 20 3-(4-fluorobenzoyl)-1,2,3,6-tetrahydroazepino[4,5-*b*]indole-5-carboxylic acid benzyl ester; MS (ES): 444 (MH⁺);
- 3-(4-fluorobenzoyl)-1,2,3,6-tetrahydroazepino[4,5-*b*]indole-5-carbothioic acid S-ethyl ester; ¹H-NMR (CDCl₃): δ 10.13 (1H, s), 7.99 (1H, s), 7.64 (2H, m), 7.53 (1H, d), 7.37 (1H, d), 7.10-7.24 (4H, m), 4.23 (2H, t), 3.28 (2H, t), 2.94 (2H, m), 1.63 (3H, t); MS (ES): 395 (MH⁺);
- 25 3-(4-fluorobenzoyl)-1,2,3,6-tetrahydroazepino[4,5-*b*]indole-5-carbothioic acid S-propyl ester; MS (ES): 409 (MH⁺);
- 3-(4-fluorobenzoyl)-1,2,3,6-tetrahydroazepino[4,5-*b*]indole-5-carbothioic acid S-isopropyl ester; MS (ES): 395 (MH⁺);
- 30 3-(4-fluorobenzoyl)-1,2,3,6-tetrahydroazepino[4,5-*b*]indole-5-carbothioic acid S-butyl ester; MS (ES): 423 (MH⁺);
- 3-(4-fluorobenzoyl)-1,2,3,6-tetrahydroazepino[4,5-*b*]indole-5-carbothioic acid S-sec-butyl ester; MS (ES): 423 (MH⁺);

3-(4-fluorobenzoyl)-1,2,3,6-tetrahydroazepino[4,5-*b*]indole-5-carbothioic acid *S*-isobutyl ester; MS (ES): 423 (MH⁺);

3-(4-fluorobenzoyl)-1,2,3,6-tetrahydroazepino[4,5-*b*]indole-5-carbothioic acid *S*-*tert*-butyl ester; MS (ES): 423 (MH⁺);

5 3-(4-fluorobenzoyl)-1,2,3,6-tetrahydroazepino[4,5-*b*]indole-5-carboxylic acid *N,N'*-dimethylhydrazide; ¹H-NMR (CDCl₃): δ 9.88 (1H, s), 7.58 (2H, m), 7.51 (1H, d), 7.37 (1H, d), 7.23 (1H, m), 7.09-7.16 (4H, m), 6.62 (1H, s), 4.14 (2H, t), 3.25 (2H, t), 2.62 (6H, s); MS (ES): 393 (MH⁺); and

10 3-(4-fluorobenzoyl)-1,2,3,6-tetrahydroazepino[4,5-*b*]indole-5-carboxylic acid (2,2,2-trifluoroethylidene)hydrazide; ¹H-NMR (CDCl₃): δ 9.65 (1H, s), 9.39 (1H, s), 8.15 (1H, s), 7.51-7.57 (3H, m), 7.45 (1H, m), 7.23 (1H, d), 7.12-7.19 (4H, m), 4.16 (2H, t), 3.27 (2H, t); MS (ES): 445 (MH⁺).

F. In a manner similar to that described in Steps A through D, but replacing ethyl 1,2,3,4,5,6-hexahydroazepino[4,5-*b*]indole-5-carboxylate with 2-methyl-1,2,3,4,5,6-hexahydroazepino[4,5-*b*]indole-5-carboxylic acid ethyl ester; and benzylamine with cyclobutylamine, the following compound was prepared:

20 3-(4-fluorobenzoyl)-2-methyl-1,2,3,6-tetrahydroazepino[4,5-*b*]indole-5-carboxylic acid cyclobutylamide; ¹H-NMR (CDCl₃): δ 9.93 (1H, s), 7.58 (2H, m), 7.49 (1H, d), 7.35 (1H, d), 7.09-7.23 (5H, m), 5.92 (1H, d), 5.45 (1H, s), 4.45 (2H, m), 3.34 (1H, dd), 3.12 (1H, dd), 2.40 (2H, m), 1.72-1.89 (4H, m), 1.08 (3H, d); MS (ES): 418 (MH⁺).

G. In a manner similar to Step F, but replacing 4-fluorobenzoyl chloride with 3,4-difluorobenzoyl chloride in Step A, the following compound was prepared:

25 3-(3,4-difluorobenzoyl)-2-methyl-1,2,3,6-tetrahydroazepino[4,5-*b*]indole-5-carboxylic acid cyclobutylamide; ¹H-NMR (CDCl₃): δ 9.90 (1H, s), 7.47 (2H, m), 7.36 (1H, d), 7.25-7.33 (6H, m), 7.22 (1H, m), 7.10 (2H, m), 5.94 (1H, d), 5.42 (1H, s), 4.46 (2H, m), 3.34 (1H, dd), 3.12 (1H, dd), 2.42 (2H, m), 1.88 (2H, m), 1.76 (2H, m), 1.09 (3H, d); MS (ES): 436 (MH⁺).

30 H. In a manner similar to that described in Steps A through D, but replacing ethyl 1,2,3,4,5,6-hexahydroazepino[4,5-*b*]indole-5-carboxylate with 1-methyl-1,2,3,4,5,6-hexahydroazepino[4,5-*b*]indole-5-carboxylic acid ethyl ester in Step A, the following compound was prepared:

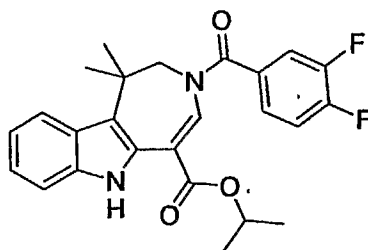
3-(3,4-difluorobenzoyl)-1-methyl-1,2,3,6-tetrahydroazepino[4,5-*b*]indole-5-carboxylic acid cyclobutylamide; $^1\text{H-NMR}$ (CDCl_3): δ 9.99 (1H, s), 7.56 (1H, d), 7.49 (1H, m), 7.31-7.37 (2H, m), 7.19-7.27 (2H, m), 7.11 (1H, m), 7.05 (1H, br s), 5.97 (1H, m), 5.09 (1H, br s), 4.45 (2H, m), 3.75 (1H, m), 3.24 (1H, d), 2.40 (2H, m), 1.86 (2H, m), 1.76 (2H, m), 1.35 (3H, d); MS (ES): 436 (MH^+).

I. In a manner similar to that described in Step H, but replacing cyclobutylamine at Step D with *iso*-propanol, the following compound was prepared:

3-(3,4-difluorobenzoyl)-1-methyl-1,2,3,6-tetrahydroazepino[4,5-*b*]indole-5-carboxylic acid isopropyl ester; $^1\text{H-NMR}$ (CDCl_3): δ 10.54 (1H, s), 7.58 (1H, d), 7.52 (1H, m), 7.37-7.42 (2H, m), 7.19-7.31 (5H, m), 7.12 (1H, m), 5.26 (1H, dd), 5.14 (1H, m), 3.85 (2H, m), 3.18 (1H, d), 1.33 (3H, d), 1.23 (3H, d), 1.20 (3H, d); MS (ES): 425 (MH^+).

EXAMPLE 64

PREPARATION OF ISOPROPYL 3-(3,4-DIFLUOROBENZOYL)-1,1-DIMETHYL-1,2,3,6-TETRAHYDROAZEPINO[4,5-*B*]INDOLE-5-CARBOXYLATE

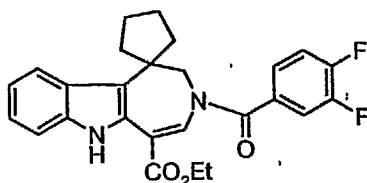


A. Ethyl 3-(3,4-difluorobenzoyl)-1,1-dimethyl-1,2,3,4,5,6-hexahydroazepino[4,5-*b*]indole-5-carboxylate was saponified, converted to the corresponding isopropyl ester using CDI and isopropanol, and then oxidized as described previously in Step D of Example 63 to give the title compound; $^1\text{H-NMR}$ ($\text{DMSO}-d_6$): δ 10.83 (1H, s), 7.76 (1H, d), 7.71 (1H, app t), 7.64 (1H, s), 7.52-7.61 (2H, m), 7.40 (1H, m), 7.08 (1H, app t), 6.98 (1H, app t), 5.05 (1H, sept), 1.52 (6H, s), 1.18 (6H, d); MS(ESI): 439 (MH^+).

B. In a similar manner, ethyl 3-(3,4-difluorobenzoyl)-1,1-dimethyl-1,2,3,4,5,6-hexahydroazepino[4,5-*b*]indole-5-carboxylate was saponified, converted to the corresponding cyclobutylamide using CDI and cyclobutylamine, and then oxidized as described previously in Example 63 to give cyclobutyl 3-(3,4-difluorobenzoyl)-1,1-dimethyl-1,2,3,6-tetrahydroazepino[4,5-*b*]indole-5-carboxamide; MS(ESI): 450 (MH^+).

EXAMPLE 65

PREPARATION OF 3-(3,4-DIFLUOROBENZOYL)-1,1-TETRAMETHYLENE-1,2,3,6-TETRAHYDROAZEPINO[4,5-B]INDOLE-5-CARBOXYLIC ACID ETHYL ESTER



- 5 A. A mixture of 3-indolylacetonitrile (5 g, 32 mmol), triton B (40% in MeOH, 0.5 g), benzyl bromide (7.8 mL, 2 eq.) and aqueous NaOH (50%, 12.6 mL) was stirred for 2 hours at 20°C. Water was added. Solid was collected by filtration and washed with water and hexane and dried under high vacuum to give [1-benzyl-1H-indol-3-yl]acetonitrile (6.97 g). MS (ES): 247 (MH⁺).
- 10 B. To a suspension of sodium hydride (60%, 2.26 g, 56 mmol) was added a solution of 1-benzyl-1H-indol-3-ylacetonitrile in DMSO-ether (10Ml: 80 mL) dropwise and the mixture was stirred for 5 hours at 20°C. Water and hexane were added. Solid was collected by filtration and washed with water and hexane to give 1-(1-benzyl-1H-indol-3-yl)cyclopentanecarbonitrile (5.3 g). MS (ES): 301 (MH⁺).
- 15 C. C-[1-(1H-Indol-3-yl)cyclopentyl]methylamine was prepared in a manner similar to that described in Example 32 by using 1-(1-benzyl-1H-indol-3-yl)-cyclopentanecarbonitrile; MS (ES): 305 (MH⁺).
- 20 D. To a solution of liquid ammonia (60 mL) in anhydrous THF (20 mL) was added metal sodium (1.64 g, 71 mmol) in portions. A solution of C-[1-(1H-indol-3-yl)cyclopentyl]methylamine (3.58 g, 11.8 mmol) in THF (20 mL) was added dropwise to the above solution and refluxed for 1.5 hours at -33°C. The reaction mixture was quenched with saturated aqueous ammonium chloride. After ammonia was purged with nitrogen, more water was added and extracted with DCM. The combined organic layer was washed with brine and dried over MgSO₄. Evaporation of
25 solvent gave C-[1-(1H-indol-3-yl)cyclopentyl]methylamine as a white solid (2.5 g); MS (ES): 215 (MH⁺).
- 30 E. 1,1-Tetramethylene-1,2,3,6-tetrahydroazepino[4,5-b]indole-5-carboxylic acid ethyl ester was prepared in a manner similar to that described in Example 1A by using C-[1-(1H-Indol-3-yl)cyclopentyl]methylamine; MS (ES): 311 (MH⁺).

2412

IPEA/US

F. The title compound was prepared in a manner similar to that described in Example 2A by using 1,1-tetramethylene-1,2,3,6-tetrahydroazepino[4,5-*b*]indole-5-carboxylic acid ethyl ester; $^1\text{H NMR}$ (CDCl_3): δ 10.74 (1H, s), 7.74 (1H, m), 7.49 (1H, m), 7.40 (1H, d), 7.34 (1H, m), 7.21 (2H, m), 7.08 (1H, m), 4.27 (2H, q), 3.50-4.60 (2H, br s), 2.46 (2H, m), 2.05 (4H, m), 1.69 (2H, m), 1.25 (2H, t). MS (ES): 451 (MH^+).

EXAMPLE 66

PREPARATION OF 2,3,4,9-TETRAHYDRO-1H-BETA-CARBOLINE-1-CARBOXYLIC ACID ETHYL ESTER

10 A. 2,3,4,9-Tetrahydro-1*H*-betacarboline-1-carboxylic acid ethyl ester was prepared by the addition of tryptamine-HCl (1.33 g, 6.76 mmol), EtOH (12 mL), and a 50 % toluene solution of ethyl glyoxylate (1.66 g, 8.11 mmol) to a 50 mL flask purged with N_2 . The reaction solution was allowed to reflux 16 hours. The reaction solution was concentrated under reduced pressure, and the resulting crude
 15 material was chromatographed (SiO_2 , 100 % DCM to 4. % MeOH) to provide 1.10 g (68 % yield) of 2,3,4,9-tetrahydro-1*H*-betacarboline-1-carboxylic acid ethyl ester; $^1\text{H NMR}$ (CDCl_3) δ 8.59 (1H, br s), 7.46 (1H, d), 7.39 (1H, d), 7.23 (1H, t), 7.14 (1H, t), 5.40 (1H, s), 4.24 (2H, q), 3.51 (1H, m), 3.07 (1H, m), 2.86 (1H, d), 1.30 (3H, t); $^{13}\text{C NMR}$ (CDCl_3) δ 166, 137, 126, 123, 122, 120, 119, 112, 108, 64, 60, 53, 41, 14; MS(ESI): 245 (MH^+).

20 B. In a similar manner, but replacing tryptamine-HCl with α -methyl-tryptamine-HCl, H-D-tryptophan methyl ester-HCl or 2-(1*H*-indol-3-yl)propylamine, the following compounds were prepared:

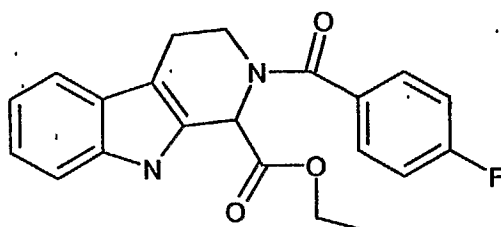
3-methyl-2,3,4,9-tetrahydro-1*H*-betacarboline-1-carboxylic acid ethyl ester;

25 2,3,4,9-tetrahydro-1*H*-betacarboline-1,3-dicarboxylic acid 1-ethyl ester 3-methyl ester; and

4-methyl-2,3,4,9-tetrahydro-1*H*-betacarboline-1-carboxylic acid ethyl ester; MS(ESI): 259(MH^+).

EXAMPLE 67

2-(4-FLUOROBENZOYL)-2,3,4,9-TETRAHYDRO-1H-BETA-CARBOLINE-1-CARBOXYLIC
 : ACID ETHYL ESTER



5 A. The title compound was prepared by the addition of 2,3,4,9-tetrahydro-1H-beta-carboline-1-carboxylic acid ethyl ester (102 mg, 418 μ mol), DCE (5 mL), 4-fluorobenzoyl chloride (60 μ L, 477 μ mol), diisopropyl ethylamine (167 μ L, 954 μ mol), DMAP (6 mg, 10 mol %) to a 25 mL flask. The solution was allowed to stir at 55°C under N₂ for 17 hours. The solution was concentrated under reduced pressure, and the crude material was chromatographed (SiO₂, 100 % hexane to 25 % EtOAc) to provide 143 mg (63 % yield) of title compound; ¹H NMR (CDCl₃) δ 8.40 (1H, br s), 7.53-7.57 (3H, m), 7.41 (1H, d), 7.10-7.23 (4H, m), 6.19 (1H, s), 4.31 (2H, m), 4.10 (1H, dd), 3.63 (1H, m), 2.87-2.96 (1H, m), 2.78 (1H, dd), 1.36 (3H, t); ¹³C NMR (CDCl₃) δ 171, 169, 138, 130, 129, 126, 126, 123, 120, 116, 116, 112, 110, 62, 53, 45, 22, 14; MS (ESI): 367 (MH⁺).

 B. In a manner similar to Step A, but replacing 4-fluorobenzoyl chloride with acetyl chloride, the following compound was prepared:

 2-acetyl-2,3,4,9-tetrahydro-1H-beta-carboline-1-carboxylic acid ethyl ester; MS (ESI): 287 (MH⁺).

20 C. In a manner similar to Step B above, but replacing 2,3,4,9-tetrahydro-1H-beta-carboline-1-carboxylic acid ethyl ester with 2,3,4,9-tetrahydro-1H-beta-carboline-1,3-dicarboxylic acid 1-ethyl ester 3-methyl ester, the following compound was prepared:

 2-acetyl-2,3,4,9-tetrahydro-1H-beta-carboline-1,3-dicarboxylic acid 1-ethyl ester 3 methyl ester; MS (ESI): 345 (MH⁺).

 D. In a manner similar to Step A, but replacing 2,3,4,9-tetrahydro-1H-beta-carboline-1-carboxylic acid ethyl ester with the compounds in Example 66B, the following compounds were prepared:

30 2-(4-fluorobenzoyl)-3-methyl-2,3,4,9-tetrahydro-1H-beta-carboline-1-carboxylic acid ethyl ester; MS (ESI): 381 (MH⁺) (the diastereomeric mixture was

separated using preparative HPLC with a 5 μ m C₁₈ reverse phase, 120 angstrom, column; and the solvent gradient was 30-99 % MeCN over 12 minutes);

- 2-(4-fluorobenzoyl)-2,3,4,9-tetrahydro-1*H*-beta-carboline-1,3-dicarboxylic acid 1-ethyl ester 3-methyl ester; MS (ESI): 425 (MH⁺); and
- 5 2-(4-fluorobenzoyl)-4-methyl-2,3,4,9-tetrahydro-1*H*-beta-carboline-1-carboxylic acid ethyl ester; MS (ES): 381 (MH⁺).

E. In a manner as described in Step A, but replacing 4-fluorobenzoyl chloride with 3,4-difluorobenzoyl chloride, the following compound was prepared:

- 10 2-(3,4-difluorobenzoyl)-2,3,4,9-tetrahydro-1*H*-beta-carboline-1-carboxylic acid ethyl ester; MS (ESI): 385 (MH⁺).

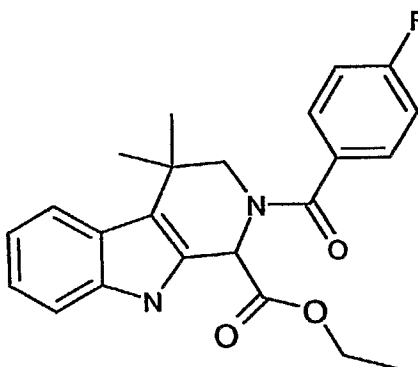
F. In a manner as described in Step E, but replacing 2,3,4,9-tetrahydro-1*H*-beta-carboline-1-carboxylic acid ethyl with 4-Methyl-2,3,4,9-tetrahydro-1*H*-beta-carboline-1-carboxylic acid ethyl ester (compound in Example 66B) the

15 following compound was prepared:

2-(3,4-difluorobenzoyl)-4-methyl-2,3,4,9-tetrahydro-1*H*-beta-carboline-1-carboxylic acid ethyl ester; MS (ESI): 399 (MH⁺).

EXAMPLE 68

20 PREPARATION OF 2-(4-FLUOROBENZOYL)-4,4-DIMETHYL-2,3,4,9-TETRAHYDRO-1*H*-BETA-CARBOLINE-1-CARBOXYLIC ACID ETHYL ESTER



- A. 4,4-Dimethyl-2,3,4,9-tetrahydro-1*H*-beta-carboline-1-carboxylic acid ethyl ester was prepared in a manner similar to that described in Example 66A by replacing tryptamine-HCl with 2-(1*H*-indol-3-yl)-2-methylpropylamine, which was
- 25 synthesized using 2 equivalents of iodomethane during alkylation of (1-*tert*-

butoxycarbonylindol-3-yl)acetonitrile as described in Example 32B; MS(ESI): 273(MH⁺).

B. The title compound was prepared in a manner similar to that described in Example 67A by using 4,4-dimethyl-2,3,4,9-tetrahydro-1*H*-beta-carboline-1-carboxylic acid ethyl ester; MS (ES): 395(MH⁺).

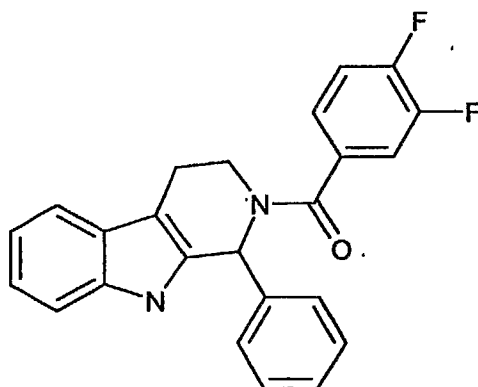
C. In a manner described in Step B, but replacing 4-fluorobenzoyl chloride with acetyl chloride or 3,4-difluorobenzoyl chloride, the following compounds were prepared:

2-acetyl-4,4-dimethyl-2,3,4,9-tetrahydro-1*H*-beta-carboline-1-carboxylic acid ethyl ester; MS(ESI): 315(MH⁺); and

2-(3,4-difluorobenzoyl)-4,4-dimethyl-2,3,4,9-tetrahydro-1*H*-beta-carboline-1-carboxylic acid ethyl ester; MS(ESI): 413(MH⁺).

EXAMPLE 69

PREPARATION OF (3,4-DIFLUOROPHENYL)-(1-PHENYL-1,3,4,9-TETRAHYDROBETA-CARBOLIN-2-YL)-METHANONE



A. 1-Phenyl-2,3,4,9-tetrahydro-1*H*-beta-carboline was prepared by the addition of tryptamine-HCl (500 mg, 2.54 mmol), CHCl₃ (20 mL), absolute EtOH (16 mL), benzaldehyde (520 μ L, 5.08 mmol), and TFA (1.9 mL, 25.4 mmol) to a N₂ purged 50 mL flask. The reaction solution was allowed to stir at ambient temperature for 18 hours and then at 60°C for 4 hours. The solution was concentrated under reduced pressure, and the crude material was chromatographed (SiO₂, 100 % hexane to 25 % EtOAc) to yield 95 mg of 1-phenyl-2,3,4,9-tetrahydro-1*H*-beta-carboline; MS(ESI): 249(MH⁺).

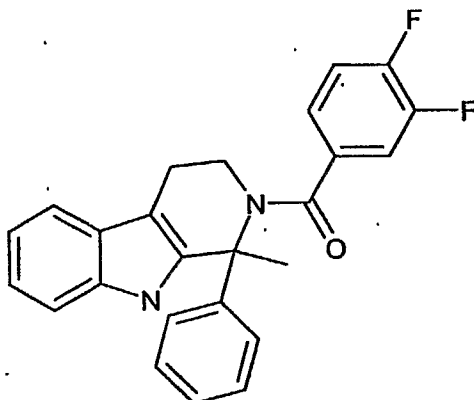
B. The title compound was prepared by the addition of 1-phenyl-2,3,4,9-tetrahydro-1*H*-beta-carboline (95 mg, 383 μ mol), DCE (5 mL), 3,4-

AMENDED SHEET

5 difluorobenzoyl chloride (88 mg, 498 μ mol), and TEA (1.0 mL) to a 25 mL flask. The solution was allowed to stir at 55°C for 16 hours. The reaction solution was concentrated, and the crude sample was chromatographed (SiO₂, 100 % hexane to 25 % EtOAc) to yield 53 mg of title compound; ¹H NMR (CDCl₃) δ 8.02 (1H, br s), 7.53 (1H, d), 7.30-7.33 (6H, m), 7.15-7.23 (5H, m), 7.07 (1H, br s), 3.75 (1H, m), 3.41 (1H, m), 2.93 (1H, m), 2.84 (1H, dd); MS(ESI): 389(MH⁺).

EXAMPLE 70

PREPARATION OF (3,4-DIFLUOROPHENYL)-(1-METHYL-1-PHENYL-1,3,4,9-TETRAHYDROBETA-CARBOLIN-2-YL)-METHANONE



10

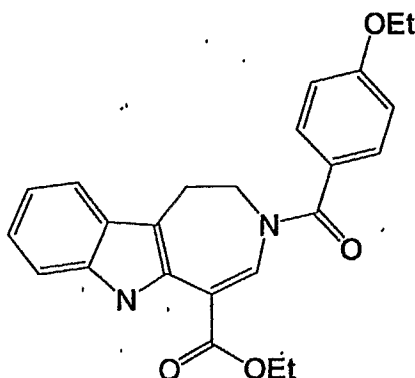
A. 1-Methyl-1-phenyl-1,3,4,9-tetrahydrobeta-carboline was prepared by the addition of tryptamine-HCl (500 mg, 2.54 mmol), 1-butanol (12 mL), and acetophenone (1.5 mL, 13 mmol) to a 25 mL flask attached with Dean-Stark Trap. Azeotropic removal of a butanol/H₂O mixture was conducted during a vigorous reflux period of 4 hours. The concentrated solution was allowed to stir near reflux for an additional 14 hours. The solution was concentrated under reduced pressure. The residue was taken up into EtOAc (70 mL), washed with sat. NaHCO₃ (40 mL x 3), washed with H₂O (40 mL), dried over Na₂SO₄, filtered, and concentrated under reduced pressure. The crude material was chromatographed (SiO₂ 100 % DCM to 5 % MeOH) to provide 376 mg of 1-methyl-1-phenyl-1,3,4,9-tetrahydrobeta-carboline; ¹H NMR (CDCl₃) δ 7.74 (1H, br s), 7.54 (1H, d), 7.23-7.32 (6H, m), 7.09-7.21 (2H, m), 3.13 (1H, m), 2.71-2.94 (3H, m), 1.84 (3H, s); ¹³C NMR (CDCl₃) δ 146, 138, 136, 128, 127, 127, 126, 122, 119, 118, 110, 110, 57, 40, 28, 23; TLC (SiO₂, 10:1 DCM/MeOH) R_f = 0.3; MS (ESI): 263 (MH⁺).

20

B. The title compound was prepared by the addition of 1-methyl-1-phenyl-1,3,4,9-tetrahydro-beta-carboline (105 mg, 400 μ mol), CHCl_3 (9 mL), 3,4-difluorobenzoyl chloride (85 mg, 480 μ mol), and DIEA (140 μ L, 800 μ mol) to a 25 mL flask. The solution was allowed to stir at 60°C under N_2 for 17 hours. The reaction solution was concentrated, and the crude sample was chromatographed (SiO_2 , 100 % hexane to 20 % EtOAc) to yield 35 mg of title compound; ^1H NMR (CDCl_3) δ 7.54 (1H, d), 7.48 (2H, d), 7.12-7.32 (9H, m), 4.05 (1H, m), 3.64-3.70 (1H, m), 3.19 (1H, m), 2.96 (1H, m), 2.29 (3H, s); MS (ESI): 403 (MH^+).

EXAMPLE 71

10 PREPARATION OF 3-(4-ETHOXYBENZOYL)-1,2,3,6-TETRAHYDROAZEPINO[4,5-b]INDOLE-5-CARBOXYLIC ACID ETHYL ESTER;



A. To a solution of ethyl 1,2,3,6-tetrahydroazepino[4,5-b]indole-5-carboxylate (250 μ L of a 0.2 M solution (~13 mg), 0.05 mmol) in THF was added 4-ethoxybenzoyl chloride (500 μ L of a 0.2 M solution (~18 mg), 0.1 mmol) and TEA (28 μ L, 0.2 mmol) using a robotic pipette. The mixture was shaken overnight at 55°C using a circulating oil bath. Trisamine resin (~30 mg) was added and the suspension was shaken for 0.5 hours at 20°C. The resin was removed by filtration through the reaction block. Evaporation of solvent gave a crude product, which was purified by HPLC-MS to give the compound (~0.5 mg, estimated weight based on ELSD calibration curve); MS (ES): 405 (MH^+).

B. The following compounds were prepared in this manner using the appropriately substituted acyl chloride:

3-(4-fluorobenzoyl)-1,2,3,6-tetrahydroazepino[4,5-b]indole-5-carboxylic acid ethyl ester; MS (ES): 379 (MH^+);

- 3-(furan-2-carbonyl)-1,2,3,6-tetrahydroazepino[4,5-*b*]indole-5-carboxylic acid ethyl ester; MS (ES): 351(MH⁺);
- 3-(2-nitrobenzoyl)-1,2,3,6-tetrahydroazepino[4,5-*b*]indole-5-carboxylic acid ethyl ester; MS (ES): 406 (MH⁺);
- 5 3-[2-(3-methoxy-phenyl)-acetyl]-1,2,3,6-tetrahydroazepino[4,5-*b*]indole-5-carboxylic acid ethyl ester; MS (ES): 405 (MH⁺);
- 3-(2-benzyloxy-acetyl)-1,2,3,6-tetrahydroazepino[4,5-*b*]indole-5-carboxylic acid ethyl ester; MS (ES): 405 (MH⁺);
- 10 3-(3-nitrobenzoyl)-1,2,3,6-tetrahydroazepino[4,5-*b*]indole-5-carboxylic acid ethyl ester; MS (ES): 406 (MH⁺);
- 3-(benzo[1,3]dioxole-5-carbonyl)-1,2,3,6-tetrahydroazepino[4,5-*b*]indole-5-carboxylic acid ethyl ester; MS (ES): 405 (MH⁺);
- 3-(2-phenylbutyryl)-1,2,3,6-tetrahydroazepino[4,5-*b*]indole-5-carboxylic acid ethyl ester; MS (ES): 403 (MH⁺);
- 15 3-(2-methylbutyryl)-1,2,3,6-tetrahydroazepino[4,5-*b*]indole-5-carboxylic acid ethyl ester; MS (ES): 341(MH⁺);
- 3-(2-chloropyridine-3-carbonyl)-1,2,3,6-tetrahydroazepino[4,5-*b*]indole-5-carboxylic acid ethyl ester; MS (ES): 396 (MH⁺);
- 3-(2,4,6-trifluorobenzoyl)-1,2,3,6-tetrahydroazepino[4,5-*b*]indole-5-carboxylic acid ethyl ester; MS (ES): 415 (MH⁺);
- 20 3-(2-chlorobutyryl)-1,2,3,6-tetrahydroazepino[4,5-*b*]indole-5-carboxylic acid ethyl ester; MS (ES): 361(MH⁺);
- 3-(benzo[*b*]thiophene -2-carbonyl)-1,2,3,6-tetrahydroazepino[4,5-*b*]indole-5-carboxylic acid ethyl ester; MS (ES): 417 (MH⁺);
- 25 3-(2-phenylsulfanyl-acetyl)-1,2,3,6-tetrahydroazepino[4,5-*b*]indole-5-carboxylic acid ethyl ester; MS (ES): 407(MH⁺);
- 3-(thiophene-2-carbonyl)-1,2,3,6-tetrahydroazepino[4,5-*b*]indole-5-carboxylic acid ethyl ester; MS (ES): 367(MH⁺);
- 3-propionyl-1,2,3,6-tetrahydroazepino[4,5-*b*]indole-5-carboxylic acid ethyl ester; MS (ES): 313 (MH⁺);
- 30 3-(3,5-bis-trifluoromethylbenzenesulfonyl)-1,2,3,6-tetrahydroazepino[4,5-*b*]indole-5-carboxylic acid ethyl ester; MS (ES): 533 (MH⁺);
- 3-(toluene-4-sulfonyl)-1,2,3,6-tetrahydroazepino[4,5-*b*]indole-5-carboxylic acid ethyl ester; MS (ES): 411(MH⁺);

- 3-benzenesulfonyl-1,2,3,6-tetrahydroazepino[4,5-*b*]indole-5-carboxylic acid ethyl ester; MS (ES): 397(MH⁺);
- 3-(thiophene-2-sulfonyl)-1,2,3,6-tetrahydroazepino[4,5-*b*]indole-5-carboxylic acid ethyl ester; MS (ES): 403 (MH⁺);
- 5 3-(naphthalene-2-sulfonyl)-1,2,3,6-tetrahydroazepino[4,5-*b*]indole-5-carboxylic acid ethyl ester; MS (ES): 447(MH⁺);
- 3-(3-chloro-4-fluorobenzenesulfonyl)-1,2,3,6-tetrahydroazepino[4,5-*b*]indole-5-carboxylic acid ethyl ester; MS (ES): 449 (MH⁺);
- 3-(2-chlorobenzenesulfonyl)-1,2,3,6-tetrahydroazepino[4,5-*b*]indole-5-carboxylic acid ethyl ester; MS (ES): 431(MH⁺);
- 10 3-(4-trifluoromethylbenzenesulfonyl)-1,2,3,6-tetrahydroazepino[4,5-*b*]indole-5-carboxylic acid ethyl ester; MS (ES): 465 (MH⁺);
- 3-(4-isopropylbenzenesulfonyl)-1,2,3,6-tetrahydroazepino[4,5-*b*]indole-5-carboxylic acid ethyl ester; MS (ES): 439 (MH⁺);
- 15 3-(3-methylbenzoyl)-1,2,3,6-tetrahydroazepino[4,5-*b*]indole-5-carboxylic acid ethyl ester; MS (ES): 375 (MH⁺);
- 3-(3-chlorobenzoyl)-1,2,3,6-tetrahydroazepino[4,5-*b*]indole-5-carboxylic acid ethyl ester; MS (ES): 395 (MH⁺);
- 3-(2,4-dichlorobenzoyl)-1,2,3,6-tetrahydroazepino[4,5-*b*]indole-5-carboxylic acid ethyl ester; MS (ES): 429 (MH⁺);
- 20 3-(2-chlorobenzoyl)-1,2,3,6-tetrahydroazepino[4,5-*b*]indole-5-carboxylic acid ethyl ester; MS (ES): 395 (MH⁺);
- 3-benzoyl-1,2,3,6-tetrahydroazepino[4,5-*b*]indole-5-carboxylic acid ethyl ester; MS (ES): 361 (MH⁺);
- 25 3-(3,4-difluorobenzoyl)-1,2,3,6-tetrahydroazepino[4,5-*b*]indole-5-carboxylic acid ethyl ester; MS (ES): 397 (MH⁺);
- 3-(2,5-difluorobenzoyl)-1,2,3,6-tetrahydroazepino[4,5-*b*]indole-5-carboxylic acid ethyl ester; MS (ES): 397 (MH⁺);
- 3-(4-cyanobenzoyl)-1,2,3,6-tetrahydroazepino[4,5-*b*]indole-5-carboxylic acid ethyl ester; MS (ES): 386 (MH⁺);
- 30 3-phenylacetyl-1,2,3,6-tetrahydroazepino[4,5-*b*]indole-5-carboxylic acid ethyl ester; MS (ES): 375 (MH⁺);
- 3-(4-methylbenzoyl)-1,2,3,6-tetrahydroazepino[4,5-*b*]indole-5-carboxylic acid ethyl ester; MS (ES): 375 (MH⁺);

- 3-(4-methoxybenzoyl)-1,2,3,6-tetrahydroazepino[4,5-*b*]indole-5-carboxylic acid ethyl ester; MS (ES): 391 (MH⁺);
- 3-(2,5-bis-trifluoromethylbenzoyl)-1,2,3,6-tetrahydroazepino[4,5-*b*]indole-5-carboxylic acid ethyl ester; MS (ES): 497 (MH⁺);
- 5 3-[3-(2-chloro-6-fluorophenyl)-5-methyl-isoxazole-4-carbonyl]-1,2,3,6-tetrahydroazepino[4,5-*b*]indole-5-carboxylic acid ethyl ester; MS (ES): 494 (MH⁺);
- 3-[2-(4-chlorophenyl)acetyl]-1,2,3,6-tetrahydroazepino[4,5-*b*]indole-5-carboxylic acid ethyl ester; MS (ES): 409 (MH⁺);
- 10 3-(4-chloromethylbenzoyl)-1,2,3,6-tetrahydroazepino[4,5-*b*]indole-5-carboxylic acid ethyl ester; MS (ES): 409 (MH⁺);
- 3-(3-chloromethylbenzoyl)-1,2,3,6-tetrahydroazepino[4,5-*b*]indole-5-carboxylic acid ethyl ester; MS (ES): 409 (MH⁺);
- 3-(2-thiophen-2-yl-acetyl)-1,2,3,6-tetrahydroazepino[4,5-*b*]indole-5-carboxylic acid ethyl ester; MS (ES): 381 (MH⁺);
- 15 1,6-dihydro-2*H*-azepino[4,5-*b*]indole-3,5-dicarboxylic acid 3-benzyl ester; 5-ethyl ester; MS (ES): 391 (MH⁺);
- 3-(2-phenylcyclopropanecarbonyl)-1,2,3,6-tetrahydroazepino[4,5-*b*]indole-5-carboxylic acid ethyl ester; MS (ES): 401 (MH⁺);
- 3-(4-sulfamoylbenzoyl)-1,2,3,6-tetrahydroazepino[4,5-*b*]indole-5-carboxylic acid ethyl ester; MS (ES): 440 (MH⁺);
- 20 3-(3-fluoro-4-trifluoromethylbenzoyl)-1,2,3,6-tetrahydroazepino[4,5-*b*]indole-5-carboxylic acid ethyl ester; MS (ES): 447 (MH⁺);
- 3-(2-fluoro-6-trifluoromethylbenzoyl)-1,2,3,6-tetrahydroazepino[4,5-*b*]indole-5-carboxylic acid ethyl ester; MS (ES): 447 (MH⁺);
- 25 3-(2-bromobenzoyl)-1,2,3,6-tetrahydroazepino[4,5-*b*]indole-5-carboxylic acid ethyl ester; MS (ES): 439 (MH⁺);
- 3-[2-(4-chlorophenoxy)acetyl]-1,2,3,6-tetrahydroazepino[4,5-*b*]indole-5-carboxylic acid ethyl ester; MS (ES): 425 (MH⁺);
- 3-[3-(3-trifluoromethylphenyl)acryloyl]-1,2,3,6-tetrahydroazepino[4,5-*b*]indole-5-carboxylic acid ethyl ester; MS (ES): 455 (MH⁺);
- 30 3-(3-ethoxycarbonylpropionyl)-1,2,3,6-tetrahydroazepino[4,5-*b*]indole-5-carboxylic acid ethyl ester; MS (ES): 385 (MH⁺);
- 3-(2-acetoxy-2-phenylacetyl)-1,2,3,6-tetrahydroazepino[4,5-*b*]indole-5-carboxylic acid ethyl ester; MS (ES): 433 (MH⁺);

AMENDED SHEET

- 3-(2-acetoxyacetyl)-1,2,3,6-tetrahydroazepino[4,5-*b*]indole-5-carboxylic acid ethyl ester; MS (ES): 357 (MH⁺);
- 3-(4-butoxybenzoyl)-1,2,3,6-tetrahydroazepino[4,5-*b*]indole-5-carboxylic acid ethyl ester; MS (ES): 433 (MH⁺);
- 5 3-(methyl(phenyl)carbamoyl)-1,2,3,6-tetrahydroazepino[4,5-*b*]indole-5-carboxylic acid ethyl ester; MS (ES): 390 (MH⁺);
- 3-(2-chloro-2,2-diphenylacetyl)-1,2,3,6-tetrahydroazepino[4,5-*b*]indole-5-carboxylic acid ethyl ester; MS (ES): 485 (MH⁺);
- 10 3-(2-formyloxy-2-phenylacetyl)-1,2,3,6-tetrahydroazepino[4,5-*b*]indole-5-carboxylic acid ethyl ester; MS (ES): 419 (MH⁺);
- 3-(5-fluoro-2-trifluoromethylbenzoyl)-1,2,3,6-tetrahydroazepino[4,5-*b*]indole-5-carboxylic acid ethyl ester; MS (ES): 447 (MH⁺);
- 3-(4-butylbenzoyl)-1,2,3,6-tetrahydroazepino[4,5-*b*]indole-5-carboxylic acid ethyl ester; MS (ES): 417 (MH⁺);
- 15 3-(6-chloropyridine-3-carbonyl)-1,2,3,6-tetrahydroazepino[4,5-*b*]indole-5-carboxylic acid ethyl ester; MS (ES): 396 (MH⁺);
- 3-(3-dichloromethylbenzoyl)-1,2,3,6-tetrahydroazepino[4,5-*b*]indole-5-carboxylic acid ethyl ester; MS (ES): 443 (MH⁺);
- 20 3-(4-pentylbenzoyl)-1,2,3,6-tetrahydroazepino[4,5-*b*]indole-5-carboxylic acid ethyl ester; MS (ES): 431 (MH⁺);
- 3-(3-phenylacryloyl)-1,2,3,6-tetrahydroazepino[4,5-*b*]indole-5-carboxylic acid ethyl ester; MS (ES): 387 (MH⁺);
- 3-diethylcarbamoyl-1,2,3,6-tetrahydroazepino[4,5-*b*]indole-5-carboxylic acid ethyl ester; MS (ES): 356 (MH⁺);
- 25 3-(2-iodobenzoyl)-1,2,3,6-tetrahydroazepino[4,5-*b*]indole-5-carboxylic acid ethyl ester; MS (ES): 487 (MH⁺);
- 3-diphenylacetyl-1,2,3,6-tetrahydroazepino[4,5-*b*]indole-5-carboxylic acid ethyl ester; MS (ES): 451 (MH⁺);
- 3-(4,7,7-trimethyl-3-oxo-2-oxabicyclo[2.2.1]heptane-1-carbonyl)-1,2,3,6-tetrahydroazepino[4,5-*b*]indole-5-carboxylic acid ethyl ester; MS (ES): 437 (MH⁺);
- 30 3-(4-trifluoromethoxybenzoyl)-1,2,3,6-tetrahydroazepino[4,5-*b*]indole-5-carboxylic acid ethyl ester; MS (ES): 445 (MH⁺);
- 3-(3-methylbenzofuran-2-carbonyl)-1,2,3,6-tetrahydroazepino[4,5-*b*]indole-5-carboxylic acid ethyl ester; MS (ES): 415 (MH⁺);

AMENDED SHEET

- 3-(4-phenylazobenzoyl)-1,2,3,6-tetrahydroazepino[4,5-*b*]indole-5-carboxylic acid ethyl ester; MS (ES): 465 (MH⁺);
- 3-(3-bromobenzoyl)-1,2,3,6-tetrahydroazepino[4,5-*b*]indole-5-carboxylic acid ethyl ester; MS (ES): 439 (MH⁺);
- 5 3-(4-*tert*-butylbenzoyl)-1,2,3,6-tetrahydroazepino[4,5-*b*]indole-5-carboxylic acid ethyl ester; MS (ES): 417 (MH⁺);
- 3-(2-methoxybenzoyl)-1,2,3,6-tetrahydroazepino[4,5-*b*]indole-5-carboxylic acid ethyl ester; MS (ES): 391 (MH⁺);
- 10 3-(4-fluoro-3-trifluoromethylbenzoyl)-1,2,3,6-tetrahydroazepino[4,5-*b*]indole-5-carboxylic acid ethyl ester; MS (ES): 447 (MH⁺);
- 3-acryloyl-1,2,3,6-tetrahydroazepino[4,5-*b*]indole-5-carboxylic acid ethyl ester; MS (ES): 311 (MH⁺);
- 3-(3-cyanobenzoyl)-1,2,3,6-tetrahydroazepino[4,5-*b*]indole-5-carboxylic acid ethyl ester; MS (ES): 386 (MH⁺);
- 15 3-(3,4-dichlorobenzoyl)-1,2,3,6-tetrahydroazepino[4,5-*b*]indole-5-carboxylic acid ethyl ester; MS (ES): 429 (MH⁺);
- 3-(4-methoxycarbonylbutyryl)-1,2,3,6-tetrahydroazepino[4,5-*b*]indole-5-carboxylic acid ethyl ester; MS (ES): 385 (MH⁺);
- 3-(2-ethylhexanoyl)-1,2,3,6-tetrahydroazepino[4,5-*b*]indole-5-carboxylic acid ethyl ester; MS (ES): 383 (MH⁺);
- 20 3-(2,6-dichlorobenzoyl)-1,2,3,6-tetrahydroazepino[4,5-*b*]indole-5-carboxylic acid ethyl ester; MS (ES): 429 (MH⁺);
- 3-(naphthalene-1-carbonyl)-1,2,3,6-tetrahydroazepino[4,5-*b*]indole-5-carboxylic acid ethyl ester; MS (ES): 411 (MH⁺);
- 25 3-(2-fluoro-3-trifluoromethylbenzoyl)-1,2,3,6-tetrahydroazepino[4,5-*b*]indole-5-carboxylic acid ethyl ester; MS (ES): 447 (MH⁺);
- 3-(3-fluoro-5-trifluoromethylbenzoyl)-1,2,3,6-tetrahydroazepino[4,5-*b*]indole-5-carboxylic acid ethyl ester; MS (ES): 447 (MH⁺);
- 3-(4-fluoro-2-trifluoromethylbenzoyl)-1,2,3,6-tetrahydroazepino[4,5-*b*]indole-5-carboxylic acid ethyl ester; MS (ES): 447 (MH⁺);
- 30 3-(2-fluoro-4-trifluoromethylbenzoyl)-1,2,3,6-tetrahydroazepino[4,5-*b*]indole-5-carboxylic acid ethyl ester; MS (ES): 447 (MH⁺);
- 3-(2-acetoxybenzoyl)-1,2,3,6-tetrahydroazepino[4,5-*b*]indole-5-carboxylic acid ethyl ester; MS (ES): 419 (MH⁺);

- 3-(2-acetoxy-2-methylpropionyl)-1,2,3,6-tetrahydroazepino[4,5-*b*]indole-5-carboxylic acid ethyl ester; MS (ES): 385 (MH⁺);
- 3-(3,5,5-trimethylhexanoyl)-1,2,3,6-tetrahydroazepino[4,5-*b*]indole-5-carboxylic acid ethyl ester; MS (ES): 397 (MH⁺);
- 5 3-[2-(4-chlorophenoxy)-pyridine-3-carbonyl]-1,2,3,6-tetrahydroazepino[4,5-*b*]indole-5-carboxylic acid ethyl ester; MS (ES): 488 (MH⁺);
- 3-(2-naphthalen-1-ylacetyl)-1,2,3,6-tetrahydroazepino[4,5-*b*]indole-5-carboxylic acid ethyl ester; MS (ES): 425 (MH⁺);
- 10 3-(2,4,5-trifluoro-3-methoxybenzoyl)-1,2,3,6-tetrahydroazepino[4,5-*b*]indole-5-carboxylic acid ethyl ester; MS (ES): 445 (MH⁺);
- 3-(2,5-dichlorothiophene-3-carbonyl)-1,2,3,6-tetrahydroazepino[4,5-*b*]indole-5-carboxylic acid ethyl ester; MS (ES): 435 (MH⁺);
- 3-(2*H*-chromene-3-carbonyl)-1,2,3,6-tetrahydroazepino[4,5-*b*]indole-5-carboxylic acid ethyl ester; MS (ES): 415 (MH⁺);
- 15 3-(furan-3-carbonyl)-1,2,3,6-tetrahydroazepino[4,5-*b*]indole-5-carboxylic acid ethyl ester; MS (ES): 351 (MH⁺);
- 3-(thiophene-3-carbonyl)-1,2,3,6-tetrahydroazepino[4,5-*b*]indole-5-carboxylic acid ethyl ester; MS (ES): 367 (MH⁺);
- 3-(2,2'-bithiophenyl-5-carbonyl)-1,2,3,6-tetrahydroazepino[4,5-*b*]indole-5-carboxylic acid ethyl ester; MS (ES): 449 (MH⁺);
- 20 3-(2,3-dihydrobenzofuran-5-carbonyl)-1,2,3,6-tetrahydroazepino[4,5-*b*]indole-5-carboxylic acid ethyl ester; MS (ES): 403 (MH⁺);
- 3-(2,3-dihydrobenzo[1,4]dioxine-6-carbonyl)-1,2,3,6-tetrahydroazepino[4,5-*b*]indole-5-carboxylic acid ethyl ester; MS (ES): 419 (MH⁺);
- 25 3-(2-benzyl-5-tert-butyl-2*H*-pyrazole-3-carbonyl)-1,2,3,6-tetrahydroazepino[4,5-*b*]indole-5-carboxylic acid ethyl ester; MS (ES): 497 (MH⁺);
- 3-(3,4-dimethylbenzoyl)-1,2,3,6-tetrahydroazepino[4,5-*b*]indole-5-carboxylic acid ethyl ester; MS (ES): 389 (MH⁺);
- 3-[3-(4-trifluoromethoxyphenyl)-acryloyl]-1,2,3,6-tetrahydroazepino[4,5-*b*]indole-5-carboxylic acid ethyl ester; MS (ES): 471 (MH⁺);
- 30 3-(2,3-dimethylbenzoyl)-1,2,3,6-tetrahydroazepino[4,5-*b*]indole-5-carboxylic acid ethyl ester; MS (ES): 389 (MH⁺);
- 3-(2-chloropyridine-4-carbonyl)-1,2,3,6-tetrahydroazepino[4,5-*b*]indole-5-carboxylic acid ethyl ester; MS (ES): 396 (MH⁺);

- 3-(2,6-difluoro-3-nitrobenzoyl)-1,2,3,6-tetrahydroazepino[4,5-*b*]indole-5-carboxylic acid ethyl ester; MS (ES): 442 (MH⁺);
- 3-(2-methyl-3-phenylacryloyl)-1,2,3,6-tetrahydroazepino[4,5-*b*]indole-5-carboxylic acid ethyl ester; MS (ES): 401 (MH⁺);
- 5 3-[1-(4-trifluoromethylpyrimidin-2-yl)-piperidine-4-carbonyl]-1,2,3,6-tetrahydroazepino[4,5-*b*]indole-5-carboxylic acid ethyl ester; MS (ES): 514 (MH⁺);
- 3-[2-(4-chlorophenoxy)-2-methylpropionyl]-1,2,3,6-tetrahydroazepino[4,5-*b*]indole-5-carboxylic acid ethyl ester; MS (ES): 453 (MH⁺);
- 10 3-(2-chloro-6-methoxypyridine-4-carbonyl)-1,2,3,6-tetrahydroazepino[4,5-*b*]indole-5-carboxylic acid ethyl ester; MS (ES): 426 (MH⁺);
- 3-[1-(4-chlorophenyl)-5-propyl-1*H*-pyrazole-4-carbonyl]-1,2,3,6-tetrahydroazepino[4,5-*b*]indole-5-carboxylic acid ethyl ester; MS (ES): 503 (MH⁺);
- 3-(5-chloro-4-methoxythiophene-3-carbonyl)-1,2,3,6-tetrahydroazepino[4,5-*b*]indole-5-carboxylic acid ethyl ester; MS (ES): 431 (MH⁺);
- 15 3-(5-phenyl-[1,3,4]oxadiazole-2-carbonyl)-1,2,3,6-tetrahydroazepino[4,5-*b*]indole-5-carboxylic acid ethyl ester; MS (ES): 429 (MH⁺);
- 3-(2-*tert*-butyl-5-methyl-2*H*-pyrazole-3-carbonyl)-1,2,3,6-tetrahydroazepino[4,5-*b*]indole-5-carboxylic acid ethyl ester; MS (ES): 421 (MH⁺);
- 3-(benzo[1,2,5]thiadiazole-5-carbonyl)-1,2,3,6-tetrahydroazepino[4,5-*b*]indole-5-carboxylic acid ethyl ester; MS (ES): 419 (MH⁺);
- 20 3-(4-pyrazol-1-ylbenzoyl)-1,2,3,6-tetrahydroazepino[4,5-*b*]indole-5-carboxylic acid ethyl ester; MS (ES): 427 (MH⁺);
- 3-(2-propylsulfanylpyridine-3-carbonyl)-1,2,3,6-tetrahydroazepino[4,5-*b*]indole-5-carboxylic acid ethyl ester; MS (ES): 436 (MH⁺);
- 25 3-(2-thiophen-2-ylthiazole-4-carbonyl)-1,2,3,6-tetrahydroazepino[4,5-*b*]indole-5-carboxylic acid ethyl ester; MS (ES): 450 (MH⁺);
- 3-(6-phenoxy-pyridine-3-carbonyl)-1,2,3,6-tetrahydroazepino[4,5-*b*]indole-5-carboxylic acid ethyl ester; MS (ES): 454 (MH⁺);
- 3-(5-phenyloxazole-4-carbonyl)-1,2,3,6-tetrahydroazepino[4,5-*b*]indole-5-carboxylic acid ethyl ester; MS (ES): 428 (MH⁺);
- 30 3-(4,6-dichloro-1*H*-indole-2-carbonyl)-1,2,3,6-tetrahydroazepino[4,5-*b*]indole-5-carboxylic acid ethyl ester; MS (ES): 468 (MH⁺);
- 3-(1-methyl-1*H*-benzotriazole-5-carbonyl)-1,2,3,6-tetrahydroazepino[4,5-*b*]indole-5-carboxylic acid ethyl ester; MS (ES): 416 (MH⁺);

- 3-(quinoxaline-6-carbonyl)-1,2,3,6-tetrahydroazepino[4,5-*b*]indole-5-carboxylic acid ethyl ester MS (ES): 413 (MH⁺);
- 3-(5-phenylthiophene-2-carbonyl)-1,2,3,6-tetrahydroazepino[4,5-*b*]indole-5-carboxylic acid ethyl ester; MS (ES): 443 (MH⁺);
- 5 3-(6-morpholin-4-ylpyridine-3-carbonyl)-1,2,3,6-tetrahydroazepino[4,5-*b*]indole-5-carboxylic acid ethyl ester; MS (ES): 447 (MH⁺);
- 3-(4-thiophen-2-ylbenzoyl)-1,2,3,6-tetrahydroazepino[4,5-*b*]indole-5-carboxylic acid ethyl ester; MS (ES): 443 (MH⁺);
- 10 3-(2-phenylthiazole-4-carbonyl)-1,2,3,6-tetrahydroazepino[4,5-*b*]indole-5-carboxylic acid ethyl ester; MS (ES): 444 (MH⁺);
- 3-(4-methyl-2-pyrazin-2-ylthiazole-5-carbonyl)-1,2,3,6-tetrahydroazepino[4,5-*b*]indole-5-carboxylic acid ethyl ester; MS (ES): 460 (MH⁺);
- 3-(2-phenyl-2*H*-pyrazole-3-carbonyl)-1,2,3,6-tetrahydroazepino[4,5-*b*]indole-5-carboxylic acid ethyl ester; MS (ES): 427 (MH⁺);
- 15 3-(2-phenylsulfanylpipridine-3-carbonyl)-1,2,3,6-tetrahydroazepino[4,5-*b*]indole-5-carboxylic acid ethyl ester; MS (ES): 470 (MH⁺);
- 3-(2-*p*-tolylloxypyridine-3-carbonyl)-1,2,3,6-tetrahydroazepino[4,5-*b*]indole-5-carboxylic acid ethyl ester; MS (ES): 468 (MH⁺);
- 20 3-[5-(2-methylthiazol-4-yl)-isoxazole-3-carbonyl]-1,2,3,6-tetrahydroazepino[4,5-*b*]indole-5-carboxylic acid ethyl ester; MS (ES): 449 (MH⁺);
- 3-(5-bromopyridine-3-carbonyl)-1,2,3,6-tetrahydroazepino[4,5-*b*]indole-5-carboxylic acid ethyl ester; MS (ES): 440 (MH⁺);
- 3-[3-(5-ethyl-[1,3,4]-oxadiazol-2-yl)-benzenesulfonyl]-1,2,3,6-tetrahydroazepino[4,5-*b*]indole-5-carboxylic acid ethyl ester; MS (ES): 479 (MH⁺);
- 25 3-[4-(3-trifluoromethylpyrazol-1-yl)benzoyl]-1,2,3,6-tetrahydroazepino[4,5-*b*]indole-5-carboxylic acid ethyl ester; MS (ES): 495 (MH⁺);
- 3-(5,3'-dimethyl-[3,5']-biisoxazolyl-4'-carbonyl)-1,2,3,6-tetrahydroazepino[4,5-*b*]indole-5-carboxylic acid ethyl ester; MS (ES): 447 (MH⁺);
- 3-[2-(4-chlorophenylsulfanyl)pyridine-3-carbonyl]-1,2,3,6-tetrahydroazepino[4,5-*b*]indole-5-carboxylic acid ethyl ester; MS (ES): 504 (MH⁺);
- 30 3-(2-phenoxyipridine-3-carbonyl)-1,2,3,6-tetrahydroazepino[4,5-*b*]indole-5-carboxylic acid ethyl ester; MS (ES): 454 (MH⁺);
- 3-[3-chloro-4-(propane-2-sulfonyl)thiophene-2-carbonyl]-1,2,3,6-tetrahydroazepino[4,5-*b*]indole-5-carboxylic acid ethyl ester; MS (ES): 507 (MH⁺);

AMENDED SHEET

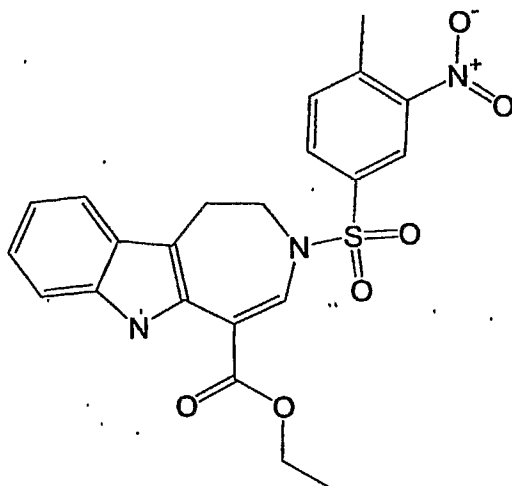
- 3-[5-(4-chlorophenyl)-2-methylfuran-3-carbonyl]-1,2,3,6-tetrahydroazepino[4,5-*b*]indole-5-carboxylic acid ethyl ester; MS (ES): 475 (MH⁺);
- 3-(2-*p*-tolylsulfanylpipridine-3-carbonyl)-1,2,3,6-tetrahydroazepino[4,5-*b*]indole-5-carboxylic acid ethyl ester; MS (ES): 484 (MH⁺);
- 5 3-(2,5-dichloropyridine-3-carbonyl)-1,2,3,6-tetrahydroazepino[4,5-*b*]indole-5-carboxylic acid ethyl ester; MS (ES): 430 (MH⁺);
- 3-(5-*tert*-butyl-2-methyl-furan-3-carbonyl)-1,2,3,6-tetrahydroazepino[4,5-*b*]indole-5-carboxylic acid ethyl ester; MS (ES): 421 (MH⁺);
- 10 3-[1-(4-methoxy-phenyl)-5-methyl-1*H*-pyrazole-4-carbonyl]-1,2,3,6-tetrahydroazepino[4,5-*b*]indole-5-carboxylic acid ethyl ester; MS (ES): 471 (MH⁺);
- 3-(5-pyridin-2-ylthiophene-2-carbonyl)-1,2,3,6-tetrahydroazepino[4,5-*b*]indole-5-carboxylic acid ethyl ester; MS (ES): 444 (MH⁺);
- 3-(5-methyl-3-phenylisoxazole-4-carbonyl)-1,2,3,6-tetrahydroazepino[4,5-*b*]indole-5-carboxylic acid ethyl ester; MS (ES): 442 (MH⁺);
- 15 3-(5-methyl-1-phenyl-1*H*-pyrazole-4-carbonyl)-1,2,3,6-tetrahydroazepino[4,5-*b*]indole-5-carboxylic acid ethyl ester; MS (ES): 441 (MH⁺);
- 3-(4-methyl-2-phenylthiazole-5-carbonyl)-1,2,3,6-tetrahydroazepino[4,5-*b*]indole-5-carboxylic acid ethyl ester; MS (ES): 458 (MH⁺);
- 20 3-(1,3-dimethyl-1*H*-thieno[2,3-*c*]pyrazole-5-carbonyl)-1,2,3,6-tetrahydroazepino[4,5-*b*]indole-5-carboxylic acid ethyl ester; MS (ES): 435 (MH⁺);
- 3-(benzo[*b*]thiophene-3-carbonyl)-1,2,3,6-tetrahydroazepino[4,5-*b*]indole-5-carboxylic acid ethyl ester; MS (ES): 417 (MH⁺);
- 3-(3-methyl-5-phenylisoxazole-4-carbonyl)-1,2,3,6-tetrahydroazepino[4,5-*b*]indole-5-carboxylic acid ethyl ester; MS (ES): 442 (MH⁺);
- 25 3-(3,4-dihydro-2*H*-benzo[*b*][1,4]dioxepine-7-carbonyl)-1,2,3,6-tetrahydroazepino[4,5-*b*]indole-5-carboxylic acid ethyl ester; MS (ES): 433 (MH⁺);
- 3-(5-methyl-2-phenyl-2*H*-[1,2,3]-triazole-4-carbonyl)-1,2,3,6-tetrahydroazepino[4,5-*b*]indole-5-carboxylic acid ethyl ester; MS (ES): 442 (MH⁺);
- 3-(2-methyl-5-phenylfuran-3-carbonyl)-1,2,3,6-tetrahydroazepino[4,5-*b*]indole-5-carboxylic acid ethyl ester; MS (ES): 441 (MH⁺);
- 30 3-(5-thiophen-2-ylpyridine-3-carbonyl)-1,2,3,6-tetrahydroazepino[4,5-*b*]indole-5-carboxylic acid ethyl ester; MS (ES): 444 (MH⁺);
- 3-(3-methylbutyryl)-1,2,3,6-tetrahydroazepino[4,5-*b*]indole-5-carboxylic acid ethyl ester; MS (ES): 341 (MH⁺);

2412
 980049 403PC
 16767 22042003

- 3-(3,3-dimethylbutyryl)-1,2,3,6-tetrahydroazepino[4,5-*b*]indole-5-carboxylic acid ethyl ester; MS (ES): 355 (MH⁺);
- 3-isobutyryl-1,2,3,6-tetrahydroazepino[4,5-*b*]indole-5-carboxylic acid ethyl ester; MS (ES): 327 (MH⁺);
- 5 3-butyryl-1,2,3,6-tetrahydroazepino[4,5-*b*]indole-5-carboxylic acid ethyl ester; MS (ES): 327 (MH⁺);
- 3-(2,2-dimethylpropionyl)-1,2,3,6-tetrahydroazepino[4,5-*b*]indole-5-carboxylic acid ethyl ester; MS (ES): 341 (MH⁺);
- 3-(3-chloro-2,2-dimethylpropionyl)-1,2,3,6-tetrahydroazepino[4,5-*b*]indole-5-carboxylic acid ethyl ester; MS (ES): 375 (MH⁺);
- 10 3-(2-chloropropionyl)-1,2,3,6-tetrahydroazepino[4,5-*b*]indole-5-carboxylic acid ethyl ester; MS (ES): 347 (MH⁺);
- 3-(adamantane-1-carbonyl)-1,2,3,6-tetrahydroazepino[4,5-*b*]indole-5-carboxylic acid ethyl ester; MS (ES): 419 (MH⁺);
- 15 3-dimethylcarbamoyl-1,2,3,6-tetrahydroazepino[4,5-*b*]indole-5-carboxylic acid ethyl ester; MS (ES): 328 (MH⁺);
- 3-(2,4,6-trimethylbenzoyl)-1,2,3,6-tetrahydroazepino[4,5-*b*]indole-5-carboxylic acid ethyl ester; MS (ES): 403 (MH⁺);
- 3-(4-chloro-3-nitrobenzoyl)-1,2,3,6-tetrahydroazepino[4,5-*b*]indole-5-carboxylic acid ethyl ester; MS (ES): 440 (MH⁺); and
- 20 3-(pyridine-3-carbonyl)-1,2,3,6-tetrahydroazepino[4,5-*b*]indole-5-carboxylic acid ethyl ester; MS (ES): 362 (MH⁺).

EXAMPLE 72

PREPARATION OF 3-(4-METHYL-3-NITROBENZENESULFONYL)-1,2,3,6-TETRAHYDROAZEPINO[4,5-*b*]INDOLE-5-CARBOXYLIC ACID ETHYL ESTER;



5 A. The title compound was prepared in a manner similar to that described in Example 71 by using ethyl 2l-1,2,3,6-tetrahydroazepino[4,5-*b*]indole-5-carboxylate and 4-methyl-3-nitrobenzenesulfonyl chloride (~3.4mg); MS (ES): 456 (MH⁺).

10 B. The following compounds were prepared in this manner using the appropriately substituted sulfonyl chloride:

3-(3,5-dimethylisoxazole-4-sulfonyl)-1,2,3,6-tetrahydroazepino[4,5-*b*]indole-5-carboxylic acid ethyl ester; MS (ES): 416 (MH⁺);

3-(2-cyanobenzenesulfonyl)-1,2,3,6-tetrahydroazepino[4,5-*b*]indole-5-carboxylic acid ethyl ester; MS (ES): 422 (MH⁺);

15 3-(3-chloro-2-methylbenzenesulfonyl)-1,2,3,6-tetrahydroazepino[4,5-*b*]indole-5-carboxylic acid ethyl ester; MS (ES): 445 (MH⁺);

3-(4-butylbenzenesulfonyl)-1,2,3,6-tetrahydroazepino[4,5-*b*]indole-5-carboxylic acid ethyl ester; MS (ES): 453 (MH⁺);

20 3-(4-methyl-3-nitrobenzenesulfonyl)-1,2,3,6-tetrahydroazepino[4,5-*b*]indole-5-carboxylic acid ethyl ester; 456 (MH⁺);

3-(biphenyl-4-sulfonyl)-1,2,3,6-tetrahydroazepino[4,5-*b*]indole-5-carboxylic acid ethyl ester; MS (ES): 473 (MH⁺);

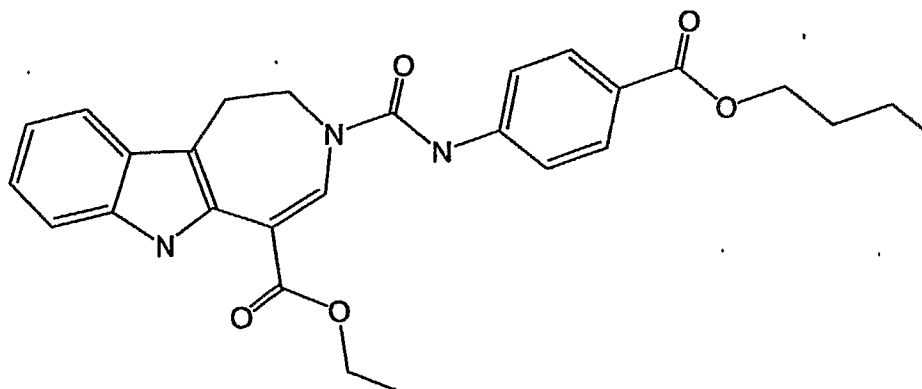
3-(2,5-dichlorobenzenesulfonyl)-1,2,3,6-tetrahydroazepino[4,5-*b*]indole-5-carboxylic acid ethyl ester; MS (ES): 465 (MH⁺);

- 3-(3,5-dimethylisoxazole-4-sulfonyl)-1,2,3,6-tetrahydroazepino[4,5-*b*]indole-5-carboxylic acid ethyl ester; MS (ES): 416 (MH⁺);
- 3-(2-cyanobenzenesulfonyl)-1,2,3,6-tetrahydroazepino[4,5-*b*]indole-5-carboxylic acid ethyl ester; MS (ES): 422 (MH⁺);
- 5 3-(3-chloro-2-methylbenzenesulfonyl)-1,2,3,6-tetrahydroazepino[4,5-*b*]indole-5-carboxylic acid ethyl ester; MS (ES): 445 (MH⁺);
- 3-(4-butylbenzenesulfonyl)-1,2,3,6-tetrahydroazepino[4,5-*b*]indole-5-carboxylic acid ethyl ester; MS (ES): 453 (MH⁺);
- 3-(4-methyl-3-nitrobenzenesulfonyl)-1,2,3,6-tetrahydroazepino[4,5-*b*]indole-5-carboxylic acid ethyl ester; MS (ES): 456 (MH⁺);
- 10 3-(biphenyl-4-sulfonyl)-1,2,3,6-tetrahydroazepino[4,5-*b*]indole-5-carboxylic acid ethyl ester; MS (ES): 473 (MH⁺); and
- 3-(2,5-dichlorobenzenesulfonyl)-1,2,3,6-tetrahydroazepino[4,5-*b*]indole-5-carboxylic acid ethyl ester; MS (ES): 465 (MH⁺).

15

EXAMPLE 73

PREPARATION OF 3-(4-N-BUTOXYCARBONYL-PHENYLCARBAMOYL)-1,2,3,6-TETRAHYDROAZEPINO[4,5-*b*]INDOLE-5-CARBOXYLIC ACID ETHYL ESTER;



- A. The title compound was prepared in a manner similar to that described in Example 72 by using ethyl-1,2,3,6-tetrahydroazepino[4,5-*b*]indole-5-carboxylate and 4-(carbobutoxy)phenyl isocyanate (~2.0mg); MS (ES): 476 (MH⁺).
- B. The following compounds were prepared in this manner using an appropriately substituted isocyanate:
- 3-(2-fluoro-5-trifluoromethylphenylcarbamoyl)-1,2,3,6-tetrahydroazepino[4,5-*b*]indole-5-carboxylic acid ethyl ester; MS (ES): 462 (MH⁺);
- 25

- 3-(2-benzylphenylcarbamoyl)-1,2,3,6-tetrahydroazepino[4,5-*b*]indole-5-carboxylic acid ethyl ester; MS (ES): 466 (MH⁺);
- 3-(3-fluorobenzylcarbamoyl)-1,2,3,6-tetrahydroazepino[4,5-*b*]indole-5-carboxylic acid ethyl ester; MS (ES): 408 (MH⁺);
- 5 3-(2-bromophenylcarbamoyl)-1,2,3,6-tetrahydroazepino[4,5-*b*]indole-5-carboxylic acid ethyl ester; MS (ES): 454 (MH⁺);
- 3-(3-phenoxyphenylcarbamoyl)-1,2,3,6-tetrahydroazepino[4,5-*b*]indole-5-carboxylic acid ethyl ester; MS (ES): 468 (MH⁺);
- 10 3-(2,4-dichlorobenzylcarbamoyl)-1,2,3,6-tetrahydroazepino[4,5-*b*]indole-5-carboxylic acid ethyl ester; MS (ES): 458 (MH⁺);
- 3-(4-butoxycarbonylphenylcarbamoyl)-1,2,3,6-tetrahydroazepino[4,5-*b*]indole-5-carboxylic acid ethyl ester; MS (ES): 476 (MH⁺);
- 3-(2,3-dihydrobenzo[1,4]dioxin-6-ylcarbamoyl)-1,2,3,6-tetrahydroazepino[4,5-*b*]indole-5-carboxylic acid ethyl ester; MS (ES): 434 (MH⁺);
- 15 3-(4-methylsulfanylphenylcarbamoyl)-1,2,3,6-tetrahydroazepino[4,5-*b*]indole-5-carboxylic acid ethyl ester; MS (ES): 422 (MH⁺);
- 3-(3,4-dimethoxyphenylcarbamoyl)-1,2,3,6-tetrahydroazepino[4,5-*b*]indole-5-carboxylic acid ethyl ester; MS (ES): 436 (MH⁺);
- 20 3-(2,5-dimethylphenylcarbamoyl)-1,2,3,6-tetrahydroazepino[4,5-*b*]indole-5-carboxylic acid ethyl ester; MS (ES): 404 (MH⁺);
- 3-(3-cyclopentyloxy-4-methoxyphenylcarbamoyl)-1,2,3,6-tetrahydroazepino[4,5-*b*]indole-5-carboxylic acid ethyl ester; MS (ES): 490 (MH⁺);
- 3-(2-chloroethylcarbamoyl)-1,2,3,6-tetrahydroazepino[4,5-*b*]indole-5-carboxylic acid ethyl ester; MS (ES): 362 (MH⁺);
- 25 3-(4-methylbenzylcarbamoyl)-1,2,3,6-tetrahydroazepino[4,5-*b*]indole-5-carboxylic acid ethyl ester; MS (ES): 404 (MH⁺);
- 3-(2-propylphenylcarbamoyl)-1,2,3,6-tetrahydroazepino[4,5-*b*]indole-5-carboxylic acid ethyl ester; MS (ES): 418 (MH⁺);
- 3-(2-ethyl-6-methylphenylcarbamoyl)-1,2,3,6-tetrahydroazepino[4,5-*b*]indole-5-carboxylic acid ethyl ester; MS (ES): 418 (MH⁺);
- 30 3-(3-methylbenzylcarbamoyl)-1,2,3,6-tetrahydroazepino[4,5-*b*]indole-5-carboxylic acid ethyl ester; MS (ES): 404 (MH⁺);
- 3-(2-methylbenzylcarbamoyl)-1,2,3,6-tetrahydroazepino[4,5-*b*]indole-5-carboxylic acid ethyl ester; MS (ES): 404 (MH⁺);

- 3-(2-chlorophenylcarbamoyl)-1,2,3,6-tetrahydroazepino[4,5-*b*]indole-5-carboxylic acid ethyl ester; MS (ES): 410 (MH⁺);
- 3-(2,3,4-trifluorophenylcarbamoyl)-1,2,3,6-tetrahydroazepino[4,5-*b*]indole-5-carboxylic acid ethyl ester; MS (ES): 430 (MH⁺);
- 5 3-(4-fluoro-3-trifluoromethylphenylcarbamoyl)-1,2,3,6-tetrahydroazepino[4,5-*b*]indole-5-carboxylic acid ethyl ester; MS (ES): 462 (MH⁺);
- 3-pentafluorophenylcarbamoyl-1,2,3,6-tetrahydroazepino[4,5-*b*]indole-5-carboxylic acid ethyl ester; MS (ES): 466 (MH⁺);
- 3-(2-methoxycarbonylphenylcarbamoyl)-1,2,3,6-tetrahydroazepino[4,5-*b*]indole-5-carboxylic acid ethyl ester; MS (ES): 434 (MH⁺);
- 10 3-(3-cyanophenylcarbamoyl)-1,2,3,6-tetrahydroazepino[4,5-*b*]indole-5-carboxylic acid ethyl ester; MS (ES): 401 (MH⁺);
- 3-(benzhydrylcarbamoyl)-1,2,3,6-tetrahydroazepino[4,5-*b*]indole-5-carboxylic acid ethyl ester; MS (ES): 466 (MH⁺);
- 15 3-(4-fluorophenylcarbamoyl)-1,2,3,6-tetrahydroazepino[4,5-*b*]indole-5-carboxylic acid ethyl ester; MS (ES): 394 (MH⁺);
- 3-(2,4-dimethylphenylcarbamoyl)-1,2,3,6-tetrahydroazepino[4,5-*b*]indole-5-carboxylic acid ethyl ester; MS (ES): 404 (MH⁺);
- 3-(4-methoxybenzylcarbamoyl)-1,2,3,6-tetrahydroazepino[4,5-*b*]indole-5-carboxylic acid ethyl ester; MS (ES): 420 (MH⁺);
- 20 3-(2-chloro-4-trifluoromethylphenylcarbamoyl)-1,2,3,6-tetrahydroazepino[4,5-*b*]indole-5-carboxylic acid ethyl ester; MS (ES): 478 (MH⁺);
- 3-(2-phenoxyphenylcarbamoyl)-1,2,3,6-tetrahydroazepino[4,5-*b*]indole-5-carboxylic acid ethyl ester; MS (ES): 468 (MH⁺);
- 25 3-(4-methoxy-2-methylphenylcarbamoyl)-1,2,3,6-tetrahydroazepino[4,5-*b*]indole-5-carboxylic acid ethyl ester; MS (ES): 420 (MH⁺);
- 3-phenylcarbamoyl-1,2,3,6-tetrahydroazepino[4,5-*b*]indole-5-carboxylic acid ethyl ester; MS (ES): 376 (MH⁺);
- 3-(3-chloro-2-methylphenylcarbamoyl)-1,2,3,6-tetrahydroazepino[4,5-*b*]indole-5-carboxylic acid ethyl ester; MS (ES): 424 (MH⁺);
- 30 3-(2-trifluoromethylphenylcarbamoyl)-1,2,3,6-tetrahydroazepino[4,5-*b*]indole-5-carboxylic acid ethyl ester; MS (ES): 444 (MH⁺);
- 3-*p*-tolylcarbamoyl-1,2,3,6-tetrahydroazepino[4,5-*b*]indole-5-carboxylic acid ethyl ester; MS (ES): 390 (MH⁺);

2412

- 3-(2-chlorobenzylcarbamoyl)-1,2,3,6-tetrahydroazepino[4,5-*b*]indole-5-carboxylic acid ethyl ester; MS (ES): 424 (MH⁺);
- 3-(4-butoxyphenylcarbamoyl)-1,2,3,6-tetrahydroazepino[4,5-*b*]indole-5-carboxylic acid ethyl ester; MS (ES): 448 (MH⁺);
- 5 3-(2,6-diethylphenylcarbamoyl)-1,2,3,6-tetrahydroazepino[4,5-*b*]indole-5-carboxylic acid ethyl ester; MS (ES): 432 (MH⁺);
- 3-(4-isopropylphenylcarbamoyl)-1,2,3,6-tetrahydroazepino[4,5-*b*]indole-5-carboxylic acid ethyl ester; MS (ES): 418 (MH⁺);
- 10 3-(3-trifluoromethyl-phenylcarbamoyl)-1,2,3,6-tetrahydroazepino[4,5-*b*]indole-5-carboxylic acid ethyl ester; MS (ES): 444 (MH⁺);
- 3-(3,5-dimethylphenylcarbamoyl)-1,2,3,6-tetrahydroazepino[4,5-*b*]indole-5-carboxylic acid ethyl ester; MS (ES): 404 (MH⁺);
- 3-(biphenyl-2-ylcarbamoyl)-1,2,3,6-tetrahydroazepino[4,5-*b*]indole-5-carboxylic acid ethyl ester; MS (ES): 452 (MH⁺);
- 15 3-(5-fluoro-2-methylphenylcarbamoyl)-1,2,3,6-tetrahydroazepino[4,5-*b*]indole-5-carboxylic acid ethyl ester; MS (ES): 408 (MH⁺);
- 3-(3-chloro-4-fluorophenylcarbamoyl)-1,2,3,6-tetrahydroazepino[4,5-*b*]indole-5-carboxylic acid ethyl ester; MS (ES): 428 (MH⁺);
- 3-(2-isopropyl-6-methylphenylcarbamoyl)-1,2,3,6-tetrahydroazepino[4,5-*b*]indole-5-carboxylic acid ethyl ester; MS (ES): 432 (MH⁺);
- 20 3-(4-phenoxyphenylcarbamoyl)-1,2,3,6-tetrahydroazepino[4,5-*b*]indole-5-carboxylic acid ethyl ester; MS (ES): 468 (MH⁺);
- 3-(2-methoxyphenylcarbamoyl)-1,2,3,6-tetrahydroazepino[4,5-*b*]indole-5-carboxylic acid ethyl ester; MS (ES): 406 (MH⁺);
- 25 3-(2-chloro-5-trifluoromethylphenylcarbamoyl)-1,2,3,6-tetrahydroazepino[4,5-*b*]indole-5-carboxylic acid ethyl ester; MS (ES): 478 (MH⁺);
- 3-(1-methoxycarbonyl-2-phenylethylcarbamoyl)-1,2,3,6-tetrahydroazepino[4,5-*b*]indole-5-carboxylic acid ethyl ester; MS (ES): 462 (MH⁺);
- 3-(2-fluoro-3-trifluoromethylphenylcarbamoyl)-1,2,3,6-tetrahydroazepino[4,5-*b*]indole-5-carboxylic acid ethyl ester; MS (ES): 462 (MH⁺);
- 30 3-(1-naphthalen-1-ylethylcarbamoyl)-1,2,3,6-tetrahydroazepino[4,5-*b*]indole-5-carboxylic acid ethyl ester; MS (ES): 454 (MH⁺);
- 3-(naphthalen-1-ylcarbamoyl)-1,2,3,6-tetrahydroazepino[4,5-*b*]indole-5-carboxylic acid ethyl ester; MS (ES): 426 (MH⁺);

- 3-(indan-5-ylcarbamoyl)-1,2,3,6-tetrahydroazepino[4,5-*b*]indole-5-carboxylic acid ethyl ester; MS (ES): 416 (MH⁺);
- 3-benzylcarbamoyl-1,2,3,6-tetrahydroazepino[4,5-*b*]indole-5-carboxylic acid ethyl ester; MS (ES): 390 (MH⁺);
- 5 3-(3,4-difluorophenylcarbamoyl)-1,2,3,6-tetrahydroazepino[4,5-*b*]indole-5-carboxylic acid ethyl ester; MS (ES): 412 (MH⁺);
- 3-(4-ethylphenylcarbamoyl)-1,2,3,6-tetrahydroazepino[4,5-*b*]indole-5-carboxylic acid ethyl ester; MS (ES): 404 (MH⁺);
- 3-(2,5-difluorophenylcarbamoyl)-1,2,3,6-tetrahydroazepino[4,5-*b*]indole-5-carboxylic acid ethyl ester; MS (ES): 412 (MH⁺);
- 10 3-(3,4-dimethylphenylcarbamoyl)-1,2,3,6-tetrahydroazepino[4,5-*b*]indole-5-carboxylic acid ethyl ester; MS (ES): 404 (MH⁺);
- 3-(2-fluorophenylcarbamoyl)-1,2,3,6-tetrahydroazepino[4,5-*b*]indole-5-carboxylic acid ethyl ester; MS (ES): 394 (MH⁺);
- 15 3-(4-thoxyphenylcarbamoyl)-1,2,3,6-tetrahydroazepino[4,5-*b*]indole-5-carboxylic acid ethyl ester; MS (ES): 420 (MH⁺);
- 3-(3-chloropropylcarbamoyl)-1,2,3,6-tetrahydroazepino[4,5-*b*]indole-5-carboxylic acid ethyl ester; MS (ES): 376 (MH⁺);
- 3-(2-ethoxycarbonyl ethylcarbamoyl)-1,2,3,6-tetrahydroazepino[4,5-*b*]indole-5-carboxylic acid ethyl ester; MS (ES): 400 (MH⁺);
- 20 3-(3-chlorophenylcarbamoyl)-1,2,3,6-tetrahydroazepino[4,5-*b*]indole-5-carboxylic acid ethyl ester; MS (ES): 410 (MH⁺);
- 3-pentylcarbamoyl-1,2,3,6-tetrahydroazepino[4,5-*b*]indole-5-carboxylic acid ethyl ester; MS (ES): 370 (MH⁺);
- 25 3-(2-isopropylphenylcarbamoyl)-1,2,3,6-tetrahydroazepino[4,5-*b*]indole-5-carboxylic acid ethyl ester; MS (ES): 418 (MH⁺);
- 3-(3-acetylphenylcarbamoyl)-1,2,3,6-tetrahydroazepino[4,5-*b*]indole-5-carboxylic acid ethyl ester; MS (ES): 418 (MH⁺);
- 3-(3,4-dichlorobenzylcarbamoyl)-1,2,3,6-tetrahydroazepino[4,5-*b*]indole-5-carboxylic acid ethyl ester; MS (ES): 458 (MH⁺);
- 30 3-(2-fluoro-5-methylphenylcarbamoyl)-1,2,3,6-tetrahydroazepino[4,5-*b*]indole-5-carboxylic acid ethyl ester; MS (ES): 408 (MH⁺);
- 3-(1-naphthalen-1-ylethylcarbamoyl)-1,2,3,6-tetrahydroazepino[4,5-*b*]indole-5-carboxylic acid ethyl ester; MS (ES): 454 (MH⁺);

- 3-(butoxycarbonylmethylcarbamoyl)-1,2,3,6-tetrahydroazepino[4,5-*b*]indole-5-carboxylic acid ethyl ester; MS (ES): 414 (MH⁺);
- 3-(4-*tert*-butylphenylcarbamoyl)-1,2,3,6-tetrahydroazepino[4,5-*b*]indole-5-carboxylic acid ethyl ester; MS (ES): 432 (MH⁺);
- 5 3-(ethoxycarbonylmethylcarbamoyl)-1,2,3,6-tetrahydroazepino[4,5-*b*]indole-5-carboxylic acid ethyl ester; MS (ES): 386 (MH⁺);
- 3-(3-methylsulfanylphenylcarbamoyl)-1,2,3,6-tetrahydroazepino[4,5-*b*]indole-5-carboxylic acid ethyl ester; MS (ES): 422 (MH⁺);
- 10 3-(4-methoxyphenylcarbamoyl)-1,2,3,6-tetrahydroazepino[4,5-*b*]indole-5-carboxylic acid ethyl ester; MS (ES): 406 (MH⁺);
- 3-(thiophen-3-ylcarbamoyl)-1,2,3,6-tetrahydroazepino[4,5-*b*]indole-5-carboxylic acid ethyl ester; MS (ES): 382 (MH⁺);
- 3-(3,5-dimethylisoxazol-4-ylcarbamoyl)-1,2,3,6-tetrahydroazepino[4,5-*b*]indole-5-carboxylic acid ethyl ester; MS (ES): 395 (MH⁺);
- 15 3-(2-butoxycarbonylphenylcarbamoyl)-1,2,3,6-tetrahydroazepino[4,5-*b*]indole-5-carboxylic acid ethyl ester; MS (ES): 476 (MH⁺);
- 3-(2-ethylphenylcarbamoyl)-1,2,3,6-tetrahydroazepino[4,5-*b*]indole-5-carboxylic acid ethyl ester; MS (ES): 404 (MH⁺);
- 3-(3-ethoxycarbonylphenylcarbamoyl)-1,2,3,6-tetrahydroazepino[4,5-*b*]indole-5-carboxylic acid ethyl ester; MS (ES): 448 (MH⁺);
- 20 3-butylcarbamoyl-1,2,3,6-tetrahydroazepino[4,5-*b*]indole-5-carboxylic acid ethyl ester; MS (ES): 356 (MH⁺);
- 3-(4-fluorobenzylcarbamoyl)-1,2,3,6-tetrahydroazepino[4,5-*b*]indole-5-carboxylic acid ethyl ester; MS (ES): 408 (MH⁺);
- 25 3-(2-fluoro-6-trifluoromethylphenylcarbamoyl)-1,2,3,6-tetrahydroazepino[4,5-*b*]indole-5-carboxylic acid ethyl ester; MS (ES): 462 (MH⁺);
- 3-(3-ethylphenylcarbamoyl)-1,2,3,6-tetrahydroazepino[4,5-*b*]indole-5-carboxylic acid ethyl ester; MS (ES): 404 (MH⁺);
- 3-*m*-Tolylcarbamoyl-1,2,3,6-tetrahydroazepino[4,5-*b*]indole-5-carboxylic acid ethyl ester; MS (ES): 390 (MH⁺);
- 30 3-(4-benzylphenylcarbamoyl)-1,2,3,6-tetrahydroazepino[4,5-*b*]indole-5-carboxylic acid ethyl ester; MS (ES): 466 (MH⁺);
- 3-phenethylcarbamoyl-1,2,3,6-tetrahydroazepino[4,5-*b*]indole-5-carboxylic acid ethyl ester; MS (ES): 404 (MH⁺);

2412

- 3-(2-ethoxyphenylcarbamoyl)-1,2,3,6-tetrahydroazepino[4,5-*b*]indole-5-carboxylic acid ethyl ester; MS (ES): 420 (MH⁺);
- 3-(4-trifluoromethylphenylcarbamoyl)-1,2,3,6-tetrahydroazepino[4,5-*b*]indole-5-carboxylic acid ethyl ester; MS (ES): 444 (MH⁺);
- 5 3-(3-fluoro-4-methylphenylcarbamoyl)-1,2,3,6-tetrahydroazepino[4,5-*b*]indole-5-carboxylic acid ethyl ester; MS (ES): 408 (MH⁺);
- 3-(biphenyl-4-ylcarbamoyl)-1,2,3,6-tetrahydroazepino[4,5-*b*]indole-5-carboxylic acid ethyl ester; MS (ES): 452 (MH⁺);
- 10 3-(2,6-difluorophenylcarbamoyl)-1,2,3,6-tetrahydroazepino[4,5-*b*]indole-5-carboxylic acid ethyl ester; MS (ES): 412 (MH⁺);
- 3-(4-ethoxycarbonylphenylcarbamoyl)-1,2,3,6-tetrahydroazepino[4,5-*b*]indole-5-carboxylic acid ethyl ester; MS (ES): 448 (MH⁺);
- 3-(3-chloro-4-methylphenylcarbamoyl)-1,2,3,6-tetrahydroazepino[4,5-*b*]indole-5-carboxylic acid ethyl ester; MS (ES): 424 (MH⁺);
- 15 3-(2,5-dimethoxyphenylcarbamoyl)-1,2,3,6-tetrahydroazepino[4,5-*b*]indole-5-carboxylic acid ethyl ester; MS (ES): 436 (MH⁺);
- 3-(3,5-dichlorophenylcarbamoyl)-1,2,3,6-tetrahydroazepino[4,5-*b*]indole-5-carboxylic acid ethyl ester; MS (ES): 444 (MH⁺);
- 3-(2-*tert*-butyl-6-methylphenylcarbamoyl)-1,2,3,6-tetrahydroazepino[4,5-*b*]indole-5-carboxylic acid ethyl ester; MS (ES): 446 (MH⁺);
- 20 3-*o*-tolylcarbamoyl-1,2,3,6-tetrahydroazepino[4,5-*b*]indole-5-carboxylic acid ethyl ester; MS (ES): 390 (MH⁺);
- 3-(1-methoxycarbonyl-2-methylpropylcarbamoyl)-1,2,3,6-tetrahydroazepino[4,5-*b*]indole-5-carboxylic acid ethyl ester; MS (ES): 414 (MH⁺);
- 25 3-(6-fluoro-4*H*-benzo[1,3]dioxin-8-ylcarbamoyl)-1,2,3,6-tetrahydroazepino[4,5-*b*]indole-5-carboxylic acid ethyl ester; MS (ES): 452 (MH⁺);
- 3-(3,4-dihydro-2*H*-benzo[*b*][1,4]dioxepin-7-ylcarbamoyl)-1,2,3,6-tetrahydroazepino[4,5-*b*]indole-5-carboxylic acid ethyl ester; MS (ES): 448 (MH⁺);
- 3-(4-bromophenylcarbamoyl)-1,2,3,6-tetrahydroazepino[4,5-*b*]indole-5-carboxylic acid ethyl ester; MS (ES): 454 (MH⁺);
- 30 3-(1-benzyloxycarbonylpiperidin-4-ylcarbamoyl)-1,2,3,6-tetrahydroazepino[4,5-*b*]indole-5-carboxylic acid ethyl ester; MS (ES): 517 (MH⁺);
- 3-(2,4-dimethoxyphenylcarbamoyl)-1,2,3,6-tetrahydroazepino[4,5-*b*]indole-5-carboxylic acid ethyl ester; MS (ES): 436 (MH⁺);

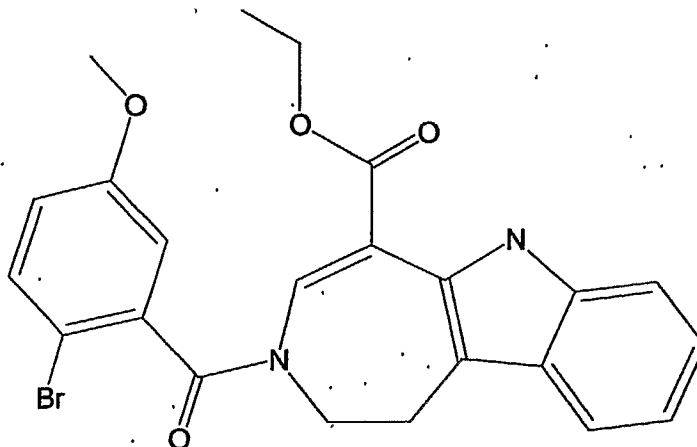
3-(9H-fluoren-9-ylcarbamoyl)-1,2,3,6-tetrahydroazepino[4,5-b]indole-5-carboxylic acid ethyl ester; MS (ES): 464 (MH⁺);

3-(4-chloro-2-methylphenylcarbamoyl)-1,2,3,6-tetrahydroazepino[4,5-b]indole-5-carboxylic acid ethyl ester; MS (ES): 424 (MH⁺); and

5 3-(4-bromo-3-methylphenylcarbamoyl)-1,2,3,6-tetrahydroazepino[4,5-b]indole-5-carboxylic acid ethyl ester; MS (ES): 468 (MH⁺).

EXAMPLE 74

PREPARATION OF 3-(2-BROMO-5-METHOXYBENZOYL)-1,2,3,6-TETRAHYDROAZEPINO[4,5-B]INDOLE-5-CARBOXYLIC ACID ETHYL ESTER;



10

A. To a solution of 2-bromo-5-methoxybenzoic acid (240 μ L, 0.25M in 1.0 M DIEA in DMF); was added (120 μ L of a 0.50 M solution, ~ 23mg); of HBTU and ethyl 1,2,3,6-tetrahydroazepino[4,5-b]indole-5-carboxylate (80 μ L of a 0.25 M solution (~5 mg), 0.02 mmol); in DMF using a robotic pipette. The mixture was shaken overnight at 20°C. Evaporation of solvent gave a crude product, which was redissolved in EtOAc and purified by aqueous workup. Evaporation of solvent then gave a crude product, which was further purified by ion exchange (250 mg SCX). The compound was then further purified by HPLC-MS to give the compound (~2.75 mg, estimated weight based on ELSD calibration curve); MS (ES): 469 (MH⁺);

20 B. The following compounds were prepared in this manner, using an appropriately substituted carboxylic acid:

3-[2-(4-pyridin-4-ylmethylpiperazin-1-yl)acetyl]-1,2,3,6-tetrahydroazepino[4,5-b]indole-5-carboxylic acid ethyl ester; MS (ES): 474 (MH⁺);

25 3-[2-(4-naphthalen-1-ylmethylpiperazin-1-yl)acetyl]-1,2,3,6-tetrahydroazepino[4,5-b]indole-5-carboxylic acid ethyl ester; MS (ES): 523 (MH⁺);

2412

IPEA/US

- 3-{2-[4-(2-morpholin-4-yl-2-oxoethyl)piperazin-1-yl]acetyl}-1,2,3,6-tetrahydroazepino[4,5-*b*]indole-5-carboxylic acid ethyl ester; MS (ES): 510 (MH⁺);
- 3-[2-(4,4-dimethyl-4,5-dihydroimidazol-1-yl)acetyl]-1,2,3,6-tetrahydroazepino[4,5-*b*]indole-5-carboxylic acid ethyl ester; MS (ES): 395 (MH⁺);
- 5 3-{2-[4-(1-phenylethyl)piperazin-1-yl]acetyl}-1,2,3,6-tetrahydroazepino[4,5-*b*]indole-5-carboxylic acid ethyl ester; MS (ES): 487 (MH⁺);
- 3-{2-[4-(2-methoxyethyl)piperazin-1-yl]acetyl}-1,2,3,6-tetrahydroazepino[4,5-*b*]indole-5-carboxylic acid ethyl ester; MS (ES): 441 (MH⁺);
- 3-[2-(1,2-dimethyl-propylamino)-acetyl]-1,2,3,6-tetrahydroazepino[4,5-*b*]indole-5-carboxylic acid ethyl ester; MS (ES): 384 (MH⁺);
- 10 3-[2-(3-methylpiperidin-1-yl)acetyl]-1,2,3,6-tetrahydroazepino[4,5-*b*]indole-5-carboxylic acid ethyl ester; MS (ES): 396 (MH⁺);
- 3-(2-benzylaminoacetyl)-1,2,3,6-tetrahydroazepino[4,5-*b*]indole-5-carboxylic acid ethyl ester; MS (ES): 404 (MH⁺);
- 15 3-(2-piperidin-1-ylacetyl)-1,2,3,6-tetrahydroazepino[4,5-*b*]indole-5-carboxylic acid ethyl ester; MS (ES): 382 (MH⁺);
- 3-(2-morpholin-4-ylacetyl)-1,2,3,6-tetrahydroazepino[4,5-*b*]indole-5-carboxylic acid ethyl ester; MS (ES): 384 (MH⁺);
- 3-(2-methyl-3-trifluoromethylbenzoyl)-1,2,3,6-tetrahydroazepino[4,5-*b*]indole-5-carboxylic acid ethyl ester; MS (ES): 443 (MH⁺);
- 20 3-[2-(2-bromophenyl)acetyl]-1,2,3,6-tetrahydroazepino[4,5-*b*]indole-5-carboxylic acid ethyl ester; MS (ES): 453 (MH⁺);
- 3-acetyl-1,2,3,6-tetrahydroazepino[4,5-*b*]indole-5-carboxylic acid ethyl ester; MS (ES): 299 (MH⁺);
- 25 3-(2,4-dimethylbenzoyl)-1,2,3,6-tetrahydroazepino[4,5-*b*]indole-5-carboxylic acid ethyl ester; MS (ES): 389 (MH⁺);
- 3-(4-benzylbenzoyl)-1,2,3,6-tetrahydroazepino[4,5-*b*]indole-5-carboxylic acid ethyl ester; MS (ES): 451 (MH⁺);
- 3-(2,5-dimethylbenzoyl)-1,2,3,6-tetrahydroazepino[4,5-*b*]indole-5-carboxylic acid ethyl ester; MS (ES): 389 (MH⁺);
- 30 3-(5-chloro-2-methylbenzoyl)-1,2,3,6-tetrahydroazepino[4,5-*b*]indole-5-carboxylic acid ethyl ester; MS (ES): 409 (MH⁺);
- 3-(2-bromo-4-methylbenzoyl)-1,2,3,6-tetrahydroazepino[4,5-*b*]indole-5-carboxylic acid ethyl ester; MS (ES): 453 (MH⁺);

- 3-[1-(4-chlorophenyl)-cyclopropanecarbonyl]-1,2,3,6-tetrahydroazepino[4,5-*b*]indole-5-carboxylic acid ethyl ester; MS (ES): 435 (MH⁺);
- 3-(benzofuran-2-carbonyl)-1,2,3,6-tetrahydroazepino[4,5-*b*]indole-5-carboxylic acid ethyl ester; MS (ES): 401 (MH⁺);
- 5 3-[2-(3,4-dimethoxyphenyl)-acetyl]-1,2,3,6-tetrahydroazepino[4,5-*b*]indole-5-carboxylic acid ethyl ester; MS (ES): 435 (MH⁺);
- 3-(4-*p*-tolylbutyryl)-1,2,3,6-tetrahydroazepino[4,5-*b*]indole-5-carboxylic acid ethyl ester; MS (ES): 417 (MH⁺);
- 3-(2-bromo-6-methylbenzoyl)-1,2,3,6-tetrahydroazepino[4,5-*b*]indole-5-carboxylic acid ethyl ester; MS (ES): 453 (MH⁺);
- 10 3-[3-(3-bromophenyl) acryloyl]-1,2,3,6-tetrahydroazepino[4,5-*b*]indole-5-carboxylic acid ethyl ester; MS (ES): 465 (MH⁺);
- 3-(2-bromo-5-methoxybenzoyl)-1,2,3,6-tetrahydroazepino[4,5-*b*]indole-5-carboxylic acid ethyl ester; MS (ES): 469 (MH⁺);
- 15 3-(2,3-dichlorobenzoyl)-1,2,3,6-tetrahydroazepino[4,5-*b*]indole-5-carboxylic acid ethyl ester; MS (ES): 429 (MH⁺);
- 3-[2-(4-methoxy-phenoxy)-acetyl]-1,2,3,6-tetrahydroazepino[4,5-*b*]indole-5-carboxylic acid ethyl ester; MS (ES): 421 (MH⁺);
- 3-(3-nitro-5-trifluoromethylbenzoyl)-1,2,3,6-tetrahydroazepino[4,5-*b*]indole-5-carboxylic acid ethyl ester; MS (ES): 474 (MH⁺);
- 20 3-(2-chloro-3-methylbenzoyl)-1,2,3,6-tetrahydroazepino[4,5-*b*]indole-5-carboxylic acid ethyl ester; MS (ES): 409 (MH⁺);
- 3-(2-bromo-3-methylbenzoyl)-1,2,3,6-tetrahydroazepino[4,5-*b*]indole-5-carboxylic acid ethyl ester; MS (ES): 453 (MH⁺);
- 25 3-(3-methoxy-2-methylbenzoyl)-1,2,3,6-tetrahydroazepino[4,5-*b*]indole-5-carboxylic acid ethyl ester; MS (ES): 405 (MH⁺);
- 3-(4-methoxycarbonyl-3-nitrobenzoyl)-1,2,3,6-tetrahydroazepino[4,5-*b*]indole-5-carboxylic acid ethyl ester; MS (ES): 464 (MH⁺);
- 3-(3-chloro-2-methylbenzoyl)-1,2,3,6-tetrahydroazepino[4,5-*b*]indole-5-carboxylic acid ethyl ester; MS (ES): 409 (MH⁺);
- 30 3-(2-*p*-tolyl-propionyl)-1,2,3,6-tetrahydroazepino[4,5-*b*]indole-5-carboxylic acid ethyl ester; MS (ES): 403 (MH⁺);
- 3-(4-benzoylbenzoyl)-1,2,3,6-tetrahydroazepino[4,5-*b*]indole-5-carboxylic acid ethyl ester; MS (ES): 465 (MH⁺);

3-(5-methoxy-2-nitrobenzoyl)-1,2,3,6-tetrahydroazepino[4,5-*b*]indole-5-carboxylic acid ethyl ester; MS (ES): 436 (MH⁺);

3-(2-bromo-5-methylbenzoyl)-1,2,3,6-tetrahydroazepino[4,5-*b*]indole-5-carboxylic acid ethyl ester; MS (ES): 453 (MH⁺);

5 3-(4-dihloro-2-methylbenzoyl)-1,2,3,6-tetrahydroazepino[4,5-*b*]indole-5-carboxylic acid ethyl ester; MS (ES): 409 (MH⁺); and

3-(4-acetylbenzoyl)-1,2,3,6-tetrahydro-azepino[4,5-*b*]indole-5-carboxylic acid ethyl ester; MS (ES): 403 (MH⁺).

EXAMPLE 75

10 TIME RESOLVED FLUORESCENCE RESONANCE ENERGY TRANSFER (TR-FRET) ASSAY

The TR-FRET assay was performed by incubating 8 nM of GST-farnesoid X receptor -LBD (comprising glutathione-S-transferase fused in frame to the farnesoid X receptor ligand binding domain, (amino acids 244-471 of the human
15 farnesoid X receptor)), 8 nM of Europium-labeled anti-GST antibody (Wallac/PE Life Sciences Cat#AD0064), 16 nM biotin-SRC-1 peptide [5'-biotin-CPSSHSSLTERHKILHRLQLQEGSPS-CONH₂], 20 nM APC-SA [allophycocyanin conjugated streptavidin] (Wallac/PE Life Sciences, Cat# AD0059A) in FRET assay buffer (20 mM KH₂PO₄/K₂HPO₄ (pH 7.3), 150 mM NaCl, 2 mM CHAPS, 2 mM EDTA, 1
20 mM DTT) in the presence of the test compound(s) for 2-4 hours at room temperature in a 384-well assay plate. Data was collected using an LJL Analyst using the standard operating instructions and conditions with readings at emission wavelengths of 615 nm and 665 nm after a delay of 65 μs and an excitation wavelength of 330 nm.

EXAMPLE 76

25 CO-TRANSFECTION ASSAY

The basic co-transfection protocol for measuring the farnesoid X receptor activity is as follows. CV-1 African Green Monkey Kidney cells were plated 24 hours before transfection to achieve approximately 70-80 percent confluency. Cells were transfected with the following expression vectors, CMX- farnesoid X receptor
30 (full length human farnesoid X receptor), CMX-RXRα (full length human RXR), Luc12 (ECREx7-Tk-Luciferase) luciferase reporter gene construct. (See WO 00/76523, Venkateswaran et al., (2000) J. Biol. Chem. 275 14700-14707). A CMX-β-

AMENDED SHEET

24/2

IPCAUS

Galactosidase expression vector was used as a transfection control. The transfection reagent used was DOTAP (Boehringer Mannheim). Cells were incubated with the DOTAP/DNA mixture for 5 hours after which the cells were harvested and plated onto either 96 well or 384 well plates containing the appropriate concentration of test compound. The assay was allowed to continue for an additional 18-20 hours, after which the cells were lysed, with lysis buffer (1 % triton X 100, 10 % glycerol, 5 mM Dithiothreitol, 1 mM EGTA, 25 mM Tricine, pH 7.8) and the luciferase activity measured in the presence of Luciferase assay buffer (0.73 mM ATP, 22.3 mM Tricine, 0.11 mM EGTA, 0.55 mM Luciferin, 0.15 mM Coenzyme A, 0.5 mM HEPES, 10 mM Magnesium sulphate) on a standard luminometer plate reader (PE Biosystems, NorthStar Reader), using recommended operating instructions and conditions.

EXAMPLE 77 IN VIVO STUDIES

In order to evaluate direct regulation of key target genes by the compounds of the invention, animals are administered a single oral dose of the test compound and tissues collected at six or fifteen hours after dose. Male C57BL/6 mice (n=8) are dosed by oral gavage with vehicle or compound. At six and fifteen hours after the dose, animals are bled via the retro orbital sinus for plasma collection. Animals are then euthanized and tissues, such as liver and intestinal mucosa are collected and snap frozen for further analysis. Plasma is analyzed for lipid parameters, such as total cholesterol, HDL cholesterol and triglyceride levels. RNA is extracted for frozen tissues and can be analyzed by quantitative real time PCR for regulation of key target genes. To identify specificity of target gene regulation by the farnesoid X receptor, knock out mice (farnesoid X receptor^{-/-}) and C57BL/6 wild-type controls may be used in this same protocol.

To compare the effects of compounds on plasma lipid profiles, including but not limited to cholesterol and triglycerides, animals were dosed with compound for one week and plasma lipid levels monitored throughout the study. Male C57BL/6 mice (n=8) were dosed daily by oral gavage with vehicle or compound. Plasma samples were taken on day -1 (in order to group animals), day 1, 3, and 7. Samples were collected three hours after the daily dose. On day 7 of the study, following plasma collection, animals were euthanized and tissues, such as liver and intestinal mucosa were collected and snap frozen for further analysis. Plasma was analyzed for lipid

parameters, such as total cholesterol, HDL cholesterol and triglyceride levels. RNA was extracted from frozen tissues for later analysis by quantitative real time PCR for regulation of key target genes. To identify specificity of target gene regulation by the farnesoid X receptor, knockout mice and C57BL/6 wild-type controls maybe used in
5 this same protocol.

Evaluation of compounds to inhibit cholesterol absorption is done via measurement of labeled cholesterol in feces. Male A129 mice (n=7) are dosed daily by oral gavage with vehicle or compound for 7 days. On day 7 of the study, animals are administered [¹⁴C]-cholesterol and [³H]-sitostanol by oral gavage. Animals are
10 individually housed on wire racks for the next 24 hours in order to collect feces. Feces are then dried and ground to a fine powder. Labeled cholesterol and sitostanol are extracted from the feces and ratios of the two are counted on a liquid scintillation counter in order to evaluate the amount of cholesterol absorbed by the individual animal.

Testing of selected compounds disclosed herein demonstrated the ability to modulate triglyceride and cholesterol levels in normal, hyperlipidemic, atherosclerotic, and animal models of dyslipidemia and diabetes. Further reductions in fatty acids and glucose levels were also detected. For example, in normal mice, ethyl 3-(3,4-difluorobenzoyl)-1,1-dimethyl-1,2,3,6-tetrahydro-azepino[4,5-b]indole-5-
20 carboxylate significantly reduced plasma triglyceride levels after once daily dosing at 0.1 – 10 mg/kg for one week. At 10 mg/kg daily dosing for one week, plasma total cholesterol was decreased, without affecting plasma HDL-cholesterol levels. Reductions in plasma total cholesterol levels were attributable to a significant lowering of plasma non-HDL cholesterol in normal mice.

In animal models of hyperlipidemia and atherosclerosis, for example, in low density lipoprotein receptor deficient mice (LDLR^{-/-}) consuming a western diet (high fat and cholesterol-supplemented food), ethyl 3-(3,4-difluorobenzoyl)-1,1-dimethyl-1,2,3,6-tetrahydro-azepino[4,5-b]indole-5-carboxylate significantly reduced plasma triglycerides by greater than 50 % by the end of one week of daily dosing at 10 mg/kg.
30 Plasma total cholesterol levels were also decreased by ~50% in response to this dosing regimen, concomitant with a decrease in non-HDL cholesterol. Additionally, plasma free fatty acid and glucose concentrations were also attenuated by treatment with ethyl 3-(3,4-difluorobenzoyl)-1,1-dimethyl-1,2,3,6-tetrahydro-azepino[4,5-b]indole-5-carboxylate.

In animal models of diabetes and dyslipidemia, for example, the *db/db* mouse, plasma lipid profiles were similarly improved by once daily treatment with ethyl 3-(3,4-difluorobenzoyl)-1,1-dimethyl-1,2,3,6-tetrahydro-azepino[4,5-*b*]indole-5-carboxylate at 10 mg/kg for one week, resulting in approximately 50% reductions in plasma triglycerides and non-HDL cholesterol, respectively. In this model, declines in plasma free fatty acid levels were also detected.

RESULTS OF EXAMPLES 75 AND 76

Both the farnesoid X receptor /ECREx7 co-transfection assay (Example 76) and the TR-FRET assay (Example 75) can be used to establish the EC_{50}/IC_{50} values for potency and percent activity or inhibition for efficacy. Efficacy defines the activity of a compound relative to a high control (chenodeoxycholic acid, CDCA) or a low control (DMSO/vehicle). The dose response curves are generated from an 8 point curve with concentrations differing by $\frac{1}{2}$ LOG units. Each point represents the average of 4 wells of data from a 384 well plate. The curve for the data is generated by using the equation:

$$Y = \text{Bottom} + (\text{Top} - \text{Bottom}) / (1 + 10^{((\text{LogEC}_{50} - X) * \text{HillSlope}))}$$

The EC_{50}/IC_{50} is therefore defined as the concentration at which an agonist or antagonist elicits a response that is half way between the Top (maximum) and Bottom (baseline) values. The EC_{50}/IC_{50} values represented are the averages of at least 3 independent experiments. The determination of the relative efficacy or % control for an agonist is by comparison to the maximum response achieved by chenodeoxycholic acid that is measured individually in each dose response experiment.

For the antagonist assay, CDCA is added to each well of a 384 well plate to elicit a response. The % inhibition for each antagonist is therefore a measurement of the inhibition of the activity of CDCA. In this example, 100% inhibition would indicate that the activity of CDCA has been reduced to baseline levels, defined as the activity of the assay in the presence of DMSO only.

Most of the compounds disclosed herein and tested exhibited activity in at least one of the above assays (EC_{50} or IC_{50} less than 10 μ M). Most showed activity at below 1 μ M. For example, the following exemplary compounds exhibited agonist activity with less than 1 μ M EC_{50} and greater than 100 % efficacy as measured via the co-transfection assay:

n-propyl 3(4-fluorobenzoyl)-2-methyl-1,2,3,6-tetrahydroazepino[4,5-*b*]indole-5-carboxylate;

3-(3-fluorobenzoyl)-1,2,3,6-tetrahydroazepino[4,5-*b*]indole-5-carboxylic acid ethyl ester;

5 3-(4-fluorobenzoyl)-1,2,3,6-tetrahydroazepino[4,5-*b*]indole-5-carboxylic acid cyclobutylamide; and

n-propyl 3(4-fluorobenzoyl)-2-methyl-8-fluoro-1,2,3,6-tetrahydroazepino[4,5-*b*]indole-5-carboxylate.

The following exemplary compounds exhibited agonist activity with less than
10 100 nM EC₅₀ and greater than 100 %efficacy as measured via one or more of the in vitro assays described herein:

ethyl 3-(3,4-difluorobenzoyl)-1-methyl-1,2,3,6-tetrahydroazepino[4,5-*b*]indole-5-carboxylate;

15 ethyl 3-(3,4-difluorobenzoyl)-1,1-dimethyl-1,2,3,6-tetrahydroazepino[4,5-*b*]indole-5-carboxylate;

9-Fluoro-3-(4-fluoro-benzoyl)-1,1-dimethyl-1,2,3,6-tetrahydroazepino[4,5-*b*]indole-5-carboxylic acid ethyl ester;

3-(4-fluorobenzoyl)-2-methyl-1,2,3,6-tetrahydroazepino[4,5-*b*]indole-5-carboxylic acid cyclobutylamide;

20 3-(3,4-Difluorobenzoyl)-1,1-tetramethylene-1,2,3,6-tetrahydroazepino[4,5-*b*]indole-5-carboxylic acid ethyl ester;

isopropyl 3-(3,4-difluorobenzoyl)-1,1-dimethyl-1,2,3,6-tetrahydroazepino[4,5-*b*]indole-5-carboxylate; and

25 isopropyl 3-(3,4-difluorobenzoyl)-1-methyl-1,2,3,6-tetrahydroazepino[4,5-*b*]indole-5-carboxylate.

The following exemplary compounds exhibited antagonist activity with IC₅₀ less than 100 nM and 100% inhibition as measured via one or more of the in vitro assays described herein:

30 8-(3-cyclopropyl-1-methylureido)-3-(4-fluorobenzoyl)-1,1-dimethyl-1,2,3,6-tetrahydroazepino[4,5-*b*]indole-5-carboxylic acid ethyl ester;

3-(4-fluorobenzoyl)-1,1-dimethyl-8-(1-methyl-3-pyridin-2-ylmethylureido)-1,2,3,6-tetrahydroazepino[4,5-*b*]indole-5-carboxylic acid ethyl ester;

3-(4-fluorobenzoyl)-1,1-dimethyl-8-isopropylcarbamoyloxy-1,2,3,6-tetrahydroazepino[4,5-*b*]indole-5-carboxylic acid ethyl ester;

2003243328 28 Apr 2010

- 210 -

8-cyclopropylcarbamoyloxy-3-(4-fluorobenzoyl)-1,1-dimethyl-1,2,3,6-tetrahydroazepino[4,5-*b*]indole-5-carboxylic acid ethyl ester; and 3-(4-fluorobenzoyl)-1,1-dimethyl-8-(thiophen-2-ylmethylcarbamoyloxy)-1,2,3,6-tetrahydroazepino[4,5-*b*]indole-5-carboxylic acid ethyl ester;

5 9-(1-benzyl-3,3-dimethyl-ureido)-3-(4-fluoro-benzoyl)-1,1-dimethyl-1,2,3,6-tetrahydro-azepino[4,5-*b*]indole-5-carboxylic acid ethyl ester;

The following exemplary compounds exhibited partial agonists with EC₅₀ and IC₅₀ less than 200nM and 10-30% efficacy and 70-90% inhibition as measured via one or more of the in vitro assays described herein:

10 8-cyclohexylcarbamoyloxy-3-(4-fluorobenzoyl)-1,1-dimethyl-1,2,3,6-tetrahydroazepino[4,5-*b*]indole-5-carboxylic acid ethyl ester;

3-(4-fluorobenzoyl)-1,1-dimethyl-8-(5-methylpyrazin-2-ylmethylcarbamoyloxy)-1,2,3,6-tetrahydroazepino[4,5-*b*]indole-5-carboxylic acid ethyl ester;

15 3-(4-fluorobenzoyl)-1,1-dimethyl-8-(2-pyridin-2-yl-ethylcarbamoyl oxy)-1,2,3,6-tetrahydroazepino[4,5-*b*]indole-5-carboxylic acid ethyl ester;

3-(4-fluorobenzoyl)-1,1-dimethyl-8-(pyridin-2-yl-methylcarbamoyloxy)-1,2,3,6-tetrahydroazepino[4,5-*b*]indole-5-carboxylic acid ethyl ester; and

3-(4-fluorobenzoyl)-1,1-dimethyl-8-(pyridin-3-ylmethylcarbamoyloxy)-1,2,3,6-tetrahydroazepino[4,5-*b*]indole-5-carboxylic acid ethyl ester.

20 Since modifications will be apparent to those of skill in this art, it is intended that this invention be limited only by the scope of the appended claims.

Throughout this specification and the claims which follow, unless the context requires otherwise, the word "comprise", and variations such as "comprises" and "comprising", will be understood to imply the inclusion of a stated integer or step or group
25 of integers or steps but not the exclusion of any other integer or step or group of integers or steps.

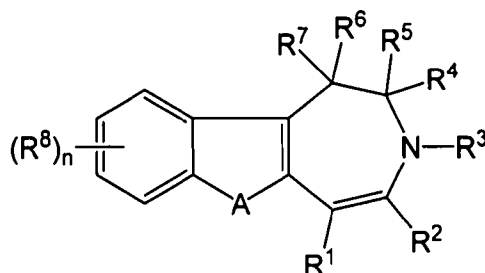
The reference in this specification to any prior publication (or information derived from it), or to any matter which is known, is not, and should not be taken as an acknowledgment or admission or any form of suggestion that that prior publication (or
30 information derived from it) or known matter forms part of the common general knowledge in the field of endeavour to which this specification relates.

2003243328 04 Jun 2010

- 211 -

THE CLAIMS DEFINING THE INVENTION ARE AS FOLLOWS:

1. A compound having a formula:



or a pharmaceutically acceptable derivative selected from the group consisting of salts, esters, enol ethers, enol esters, acetals, ketals, orthoesters, hemiacetals, hemiketals, acids, bases, solvates, and hydrates thereof, wherein:

n is 0 to 4;

A is $-N(R^9)_t$ -, $-O$ - or $-S(O)_t$ - (where t is 0 to 2);

R^1 and R^2 are each independently selected from a group consisting of hydrogen, optionally substituted alkyl, optionally substituted alkenyl, optionally substituted alkynyl, optionally substituted aryl, optionally substituted heteroaryl, optionally substituted cycloalkyl, optionally substituted heterocyclyl, optionally substituted aralkyl, optionally substituted heteroaralkyl, $-OR^{14}$, $-SR^{14}$, $-N(R^{15})R^{16}$, $-N(R^{15})S(O)_2R^{43}$, $-N(R^{17})N(R^{15})R^{16}$, $-N(R^{17})N(R^{15})S(O)_2R^{43}$, $-C(O)R^{18}$, $-C(O)OR^{14}$, $-C(S)OR^{14}$, $-C(O)SR^{14}$, $-C(O)N(R^{15})R^{16}$, $-C(O)N(R^{15})S(O)_2R^{43}$, $-C(O)N(R^{15})N=R^{16}$, $-C(O)N(R^{17})N(R^{15})R^{16}$, and $-C(O)N(R^{17})N(R^{15})S(O)_2R^{43}$, provided that when A is O, R^2 is not $-C(O)OR^{14}$, wherein R^{14} is optionally substituted alkyl; or

R^1 and R^2 , together with the atoms to which they are attached, form an optionally substituted cycloalkenyl, optionally substituted aryl, or optionally substituted heteroaryl ring;

R^3 is hydrogen, optionally substituted alkyl, optionally substituted alkenyl, optionally substituted alkynyl, optionally substituted cycloalkyl, optionally substituted aryl, optionally substituted aralkyl, optionally substituted heteroaryl, optionally substituted heterocyclyl, optionally substituted heteroaralkyl, $-C(O)R^{10}$, $-C(O)OR^{10}$, $-S(O)_2R^{10}$, $-C(O)N(R^{11})R^{12}$, $-C(O)N(R^{11})S(O)_2R^{43}$, $-C(O)N(R^{13})N(R^{11})R^{12}$, $-C(O)N(R^{13})N(R^{11})S(O)_2R^{43}$, $-N(R^{13})C(O)R^{10}$, $-N(R^{13})C(O)N(R^{11})R^{12}$,

2003243328 28 Apr 2010

- 212 -

$-N(R^{13})C(O)N(R^{11})S(O)_2R^{43}$, $-N(R^{10})C(O)N(R^{13})N(R^{11})R^{12}$,
 $-N(R^{10})C(O)N(R^{13})N(R^{11})S(O)_2R^{43}$, $-N(R^{13})C(O)OR^{10}$, $-P(O)OR^{10}$, or $-P(O)(OR^{19})OR^{12}$;

R^4 , R^5 , R^6 and R^7 are each independently selected from a group consisting of
hydrogen, optionally substituted alkyl, optionally substituted alkenyl, optionally

5 substituted alkynyl, optionally substituted aryl, optionally substituted heteroaryl, optionally
substituted cycloalkyl, optionally substituted heterocyclyl, optionally substituted aralkyl,
optionally substituted heteroaralkyl, $-OR^{14}$, $-SR^{14}$, $-S(O)_2R^{14}$, $-N(R^{15})R^{16}$, $-N(R^{15})S(O)_2R^{43}$,
 $-C(O)R^{18}$, $-C(O)OR^{20}$, $-C(O)N(R^{21})R^{22}$, $-C(O)N(R^{21})S(O)_2R^{43}$, $-C(O)N(R^{42})N(R^{21})R^{22}$, and
 $-C(O)N(R^{42})N(R^{21})S(O)_2R^{43}$; or

10 R^4 and R^5 , or R^4 and R^6 , or R^4 and R^7 , or R^5 and R^6 , or R^5 and R^7 , or R^6 and R^7 ,
together with the carbon atom to which they are attached, form an optionally substituted
cycloalkyl, optionally substituted heterocyclyl, an optionally substituted cycloalkenyl ring,
or together form a double bond and the others of R^4 , R^5 , R^6 and R^7 are as described above;
or R^6 and R^7 together form an oxo, thioxo, optionally substituted imine, optionally
15 substituted oxime or an optionally substituted hydrazone, or R^6 and R^7 , together with the
carbon atom to which they are attached, form an optionally substituted exocyclic double
bond, and R^4 and R^5 are as described above;

R^8 is each independently selected from the group consisting of optionally
substituted alkyl, optionally substituted alkenyl, optionally substituted alkynyl, optionally
20 substituted aryl, optionally substituted heteroaryl, optionally substituted cycloalkyl,
optionally substituted heterocyclyl, halo, pseudohalo, nitro, $-C(O)OR^{23}$, $-C(O)N(R^{24})R^{25}$,
 $-C(O)N(R^{24})S(O)_2R^{43}$, $-C(O)R^{26}$, $-OR^{27}$, $-SR^{27}$, $-C(S)OR^{23}$, $-C(O)SR^{23}$, $-N(R^{28})R^{29}$, and
 $-N(R^{28})S(O)_2R^{43}$; or

two adjacent R^8 groups, together with the carbons to which they are attached, form
25 an optionally substituted aryl, optionally substituted cycloalkenyl, optionally substituted
heterocyclyl or optionally substituted heteroaryl;

R^9 is hydrogen, optionally substituted alkyl, $-C(O)R^{10}$ or $-S(O)_2R^{43}$;

R^{10} , R^{11} , R^{12} , R^{13} and R^{19} are selected as in (a) or (b) as follows: (a) R^{10} , R^{11} , R^{12} ,
 R^{13} and R^{19} each independently hydrogen, optionally substituted alkyl, optionally
30 substituted alkenyl, optionally substituted alkynyl, optionally substituted cycloalkyl,
optionally substituted aryl, optionally substituted aralkyl, optionally substituted

2003243328 28 Apr 2010

- 213 -

heterocyclyl, optionally substituted heteroaryl, or optionally substituted heteroaralkyl; or
(b) R^{11} and R^{12} or R^{12} and R^{19} , together with the atoms to which they are attached, form an
optionally substituted heterocyclyl ring or an optionally substituted heteroaryl ring; and the
others of R^{10} , R^{11} , R^{12} , R^{13} and R^{19} are selected as in (a), above;

5 R^{14} , R^{15} , R^{16} , R^{17} and R^{18} are selected as in (a) or (b) as follows: (a) R^{14} , R^{15} , R^{16} ,
 R^{17} and R^{18} are each independently hydrogen, optionally substituted alkyl, optionally
substituted alkenyl, optionally substituted alkynyl, optionally substituted cycloalkyl,
optionally substituted aryl, optionally substituted aralkyl, optionally substituted
heterocyclyl, optionally substituted heteroaryl, or optionally substituted heteroaralkyl; or
10 (b) R^{15} and R^{16} , together with the nitrogen atom to which they are attached, form an
optionally substituted heterocyclyl ring, or an optionally substituted heteroaryl ring, and
the others of R^{14} , R^{15} , R^{16} , R^{17} and R^{18} are selected as in (a) above;

R^{20} , R^{21} , R^{22} and R^{42} are selected as in (a) or (b) as follows: (a) R^{20} , R^{21} , R^{22} and
 R^{42} are each independently hydrogen, optionally substituted alkyl, optionally substituted
15 alkenyl, optionally substituted alkynyl, optionally substituted cycloalkyl, optionally
substituted aryl, optionally substituted aralkyl, optionally substituted heterocyclyl,
optionally substituted heteroaryl, or optionally substituted heteroaralkyl; or (b) R^{21} and R^{22} ,
together with the nitrogen atom to which they are attached, form an optionally substituted
heterocyclyl ring, or an optionally substituted heteroaryl ring, and the others of R^{20} , R^{21} ,
20 R^{22} and R^{42} are selected as in (a), above;

R^{23} , R^{24} , R^{25} and R^{26} are selected as in (a) or (b) as follows: (a) R^{23} , R^{24} , R^{25} and
 R^{26} are each independently hydrogen, optionally substituted alkyl, optionally substituted
alkenyl, optionally substituted alkynyl, optionally substituted cycloalkyl, optionally
substituted aryl, optionally substituted aralkyl, optionally substituted heterocyclyl,
25 optionally substituted heteroaryl, or optionally substituted heteroaralkyl; or (b) R^{24} and R^{25} ,
together with the nitrogen atom to which they are attached, form an optionally substituted
heterocyclyl or an optionally substituted heteroaryl ring, and the others of R^{23} , R^{24} , R^{25} and
 R^{26} are selected as in (a) above;

R^{27} , R^{28} and R^{29} are selected as in (a) or (b) as follows: (a) R^{27} , R^{28} and R^{29} are each
30 independently hydrogen, optionally substituted alkyl, optionally substituted alkenyl,
optionally substituted alkynyl, optionally substituted aryl, optionally substituted aralkyl,

2003243328 28 Apr 2010

- 214 -

optionally substituted heteroaryl, optionally substituted heteroaralkyl, $-\text{C}(\text{O})\text{R}^{30}$,
 $-\text{C}(\text{O})\text{OR}^{31}$, $-\text{C}(\text{O})\text{N}(\text{R}^{32})\text{R}^{33}$, $-\text{C}(\text{O})\text{N}(\text{R}^{32})\text{S}(\text{O})_2\text{R}^{43}$, $-\text{C}(\text{O})\text{SR}^{31}$, $-\text{C}(\text{S})\text{OR}^{31}$, or
 $-\text{C}(\text{S})\text{N}(\text{R}^{32})\text{R}^{33}$; or (b) R^{28} and R^{29} together with the nitrogen atom to which they are
 attached, form an optionally substituted heterocyclyl or an optionally substituted heteroaryl
 5 ring, and the others of R^{27} , R^{28} and R^{29} are selected as in (a) above;

R^{30} is hydrogen, optionally substituted alkyl, optionally substituted alkenyl,
 optionally substituted alkynyl, optionally substituted cycloalkyl, optionally substituted
 aryl, optionally substituted aralkyl, optionally substituted heterocyclyl, optionally
 substituted heteroaryl, or optionally substituted heteroaralkyl;

10 R^{31} is optionally substituted alkyl, optionally substituted alkenyl, optionally
 substituted alkynyl, optionally substituted cycloalkyl, optionally substituted aryl,
 optionally substituted aralkyl, optionally substituted heterocyclyl, optionally substituted
 heteroaryl, or optionally substituted heteroaralkyl;

R^{32} and R^{33} are selected as in (a) or (b) as follows: (a) R^{32} and R^{33} are each
 15 independently hydrogen, optionally substituted alkyl, optionally substituted alkenyl,
 optionally substituted alkynyl, optionally substituted cycloalkyl, optionally substituted
 aryl, optionally substituted aralkyl, optionally substituted heterocyclyl, optionally
 substituted heteroaryl, or optionally substituted heteroaralkyl; or (b) R^{32} and R^{33} , together
 with the nitrogen atom to which they are attached, form an optionally substituted
 20 heterocyclyl or an optionally substituted heteroaryl ring;

R^{43} is optionally substituted alkyl, optionally substituted alkenyl, optionally
 substituted alkynyl, optionally substituted cycloalkyl, optionally substituted aryl,
 optionally substituted aralkyl, optionally substituted heterocyclyl, optionally substituted
 heteroaryl, or optionally substituted heteroaralkyl;

25 each of R^1 - R^{33} , R^{42} and R^{43} , when substituted, are substituted with one or more
 substituents, each independently selected from Q^1 ;

Q^1 is halo, pseudohalo, hydroxy, oxo, thia, nitro, formyl, mercapto,
 hydroxycarbonyl, hydroxycarbonylalkyl, alkyl, haloalkyl, polyhaloalkyl, diaminoalkyl,
 alkenyl containing 1 to 2 double bonds, alkynyl containing 1 to 2 triple bonds, cycloalkyl,
 30 cycloalkylalkyl, heterocyclyl, heterocyclylalkyl, aryl, heteroaryl, aralkyl, aralkenyl,
 aralkynyl, heteroarylalkyl, trialkylsilyl, dialkylarylsilyl, alkyl diarylsilyl, triarylsilyl,

2003243328 28 Apr 2010

- 215 -

- alkylidene, arylalkylidene, alkylcarbonyl, cycloalkylcarbonyl, heterocyclylcarbonyl, arylcarbonyl, heteroarylcarbonyl, alkoxycarbonyl, alkoxycarbonylalkyl, aryloxy carbonyl, aryloxy carbonylalkyl, aralkoxycarbonyl, aralkoxycarbonylalkyl, arylcarbonylalkyl, aminocarbonyl, alkylaminocarbonyl, dialkylaminocarbonyl, arylaminocarbonyl, 5 diarylaminocarbonyl, arylalkylaminocarbonyl, alkoxy, aryloxy, heteroaryloxy, heteroaralkoxy, heterocyclyloxy, cycloalkoxy, perfluoroalkoxy, alkenyloxy, alkynyloxy, aralkoxy, alkylcarbonyloxy, arylcarbonyloxy, aralkylcarbonyloxy, alkoxycarbonyloxy, aryloxy carbonyloxy, aralkoxycarbonyloxy, aminocarbonyloxy, alkylaminocarbonyloxy, dialkylaminocarbonyloxy, alkylarylaminocarbonyloxy, diarylaminocarbonyloxy, 10 cycloalkylcarbonyloxy, heterocyclylcarbonyloxy, heteroarylcarbonyloxy, heteroaralkylcarbonyloxy, guanidino, isothioureido, amidino, alkylamidino, cycloalkylamidino, heterocyclylamidino, heterocyclylalkylamidino, arylamidino, aralkylamidino, heteroarylamidino, heteroaralkylamidino, aminothiocabonyl, alkylaminothiocarbonyl, arylaminothiocarbonyl, amino, aminoalkyl, alkylaminoalkyl, 15 dialkylaminoalkyl, arylaminoalkyl, diarylaminoalkyl, alkylarylaminominoalkyl, alkylamino, dialkylamino, haloalkylamino, cycloalkylamino, heterocyclylamino, heterocyclylalkylamino, arylamino, heteroarylamino, aralkylamino, heteroaralkylamino, diarylamino, alkylarylaminomino, alkylcarbonylamino, alkoxycarbonylamino, aralkoxycarbonylamino, arylcarbonylamino, arylcarbonylaminoalkyl, 20 aryloxy carbonylaminoalkyl, aryloxyarylcarbonylamino, aryloxy carbonylamino, alkylsulfonylamino, arylsulfonylamino, heteroarylsulfonylamino, heterocyclylsulfonylamino, heteroarylthio, azido, $-P(R^{37})_2$, $-P(O)(R^{37})_2$, $-OP(O)(R^{37})_2$, $-N(R^{38})C(O)R^{39}$, dialkylphosphonyl, alkylarylphosphonyl, diarylphosphonyl, hydroxyphosphonyl, alkylthio, cycloalkylthio, heterocyclylalkylthio, arylthio, aralkylthio, 25 heteroaralkylthio, perfluoroalkylthio, hydroxycarbonylalkylthio, thiocyano, isothiocyano, alkylsulfinyloxy, alkylsulfonyloxy, arylsulfinyloxy, arylsulfonyloxy, hydroxysulfonyloxy, alkoxysulfonyloxy, aminosulfonyloxy, alkylaminosulfonyloxy, dialkylaminosulfonyloxy, arylaminosulfonyloxy, diarylamino sulfonyloxy, alkylarylaminosulfonyloxy, $-SO_2F$ when Q^1 is on R^{10} or when Q^1 is on the aryl group of R^3 when R^3 is $-C(O)(aryl)$, alkylsulfinyl, 30 alkylsulfonyl, arylsulfinyl, arylsulfonyl, hydroxysulfonyl, alkoxysulfonyl, aminosulfonyl,

290766a-1

2003243328 28 Apr 2010

- 216 -

alkylaminosulfonyl, dialkylaminosulfonyl, arylaminosulfonyl, diarylamino sulfonyl, or alkylarylamino sulfonyl; or

two Q¹ groups, which substituted atoms in a 1,2 or 1,3 arrangement, together form alkylene, oxaalkylene, alkylenedioxy, thioalkylenoxy or alkylenedithioxy; or

5 two Q¹ groups, which substitute the same atom, together form alkylene;

each Q¹ is independently unsubstituted or substituted with one or more substituents each independently selected from Q²;

each Q² is independently halo, pseudohalo, hydroxy, oxo, thia, nitro, formyl, mercapto, hydroxycarbonyl, hydroxycarbonylalkyl, alkyl, haloalkyl, polyhaloalkyl,

10 diaminoalkyl, alkenyl containing 1 to 2 double bonds, alkynyl containing 1 to 2 triple bonds, cycloalkyl, cycloalkylalkyl, heterocyclyl, heterocyclylalkyl, aryl, heteroaryl, aralkyl, aralkenyl, aralkynyl, heteroarylalkyl, trialkylsilyl, dialkylarylsilyl, alkyl diarylsilyl, triarylsilyl, alkylidene, arylalkylidene, alkylcarbonyl, cycloalkylcarbonyl, heterocyclylcarbonyl, arylcarbonyl, heteroarylcarbonyl, alkoxycarbonyl,

15 alkoxycarbonylalkyl, aryloxy carbonyl, aryloxy carbonylalkyl, aralkoxycarbonyl, aralkoxycarbonylalkyl, arylcarbonylalkyl, aminocarbonyl, alkylaminocarbonyl, dialkylaminocarbonyl, arylaminocarbonyl, diarylamino carbonyl, arylalkylaminocarbonyl, heteroaryloxy, heteroaralkoxy, heterocyclyloxy, cycloalkoxy, perfluoroalkoxy, alkenyloxy, alkynyloxy, aralkoxy, alkylcarbonyloxy, arylcarbonyloxy, aralkylcarbonyloxy,

20 alkoxycarbonyloxy, aryloxy carbonyloxy, aralkoxycarbonyloxy, aminocarbonyloxy, alkylaminocarbonyloxy, dialkylaminocarbonyloxy, alkylarylamino carbonyloxy, diarylamino carbonyloxy, guanidino, isothioureido, amidino, alkylamidino, arylamidino, aminothiocarbonyl, alkylaminothiocarbonyl, arylaminothiocarbonyl, amino, aminoalkyl, alkylaminoalkyl, dialkylaminoalkyl, arylaminoalkyl, diarylaminoalkyl,

25 alkylarylaminoalkyl, alkylamino, dialkylamino, haloalkylamino, arylamino, diarylamino, alkylarylamino, alkylcarbonylamino, alkoxycarbonylamino, aralkoxycarbonylamino, arylcarbonylamino, arylcarbonylaminoalkyl, aryloxy carbonylaminoalkyl, aryloxyarylcabonylamino, aryloxy carbonylamino, alkylsulfonylamino, arylsulfonylamino, heteroarylsulfonylamino, heterocyclylsulfonylamino, heteroarylthio, azido, -P(R³⁷)₂,

30 -P(O)(R³⁷)₂, -OP(O)(R³⁷)₂, -N(R³⁸)C(O)R³⁹, dialkylphosphonyl, alkylarylphosphonyl, diarylphosphonyl, hydroxyphosphonyl, alkylthio, arylthio, perfluoroalkylthio,

2003243328 28 Apr 2010

- 217 -

hydroxycarbonylalkylthio, thiocyno, isothiocyno, alkylsulfinyloxy, alkylsulfonyloxy, arylsulfinyloxy, arylsulfonyloxy, hydroxysulfonyloxy, alkoxysulfonyloxy, aminosulfonyloxy, alkylaminosulfonyloxy, dialkylaminosulfonyloxy, arylaminosulfonyloxy, diarylaminosulfonyloxy, alkylarylaminosulfonyloxy, alkylsulfinyl, alkylsulfonyl, arylsulfinyl, arylsulfonyl, hydroxysulfonyl, alkoxysulfonyl, aminosulfonyl, alkylaminosulfonyl, dialkylaminosulfonyl, arylaminosulfonyl, diarylaminosulfonyl, or alkylarylaminosulfonyl; or

two Q^2 groups, which substitute atoms in a 1,2 or 1,3 arrangement, together form alkylene, oxaalkylene, alkylenedioxy, thioalkylenoxy or alkylenedithioxy; or

two Q^2 groups, which substitute the same atom, together form alkylene, R^{37} is hydroxy, alkoxy, aralkoxy, alkyl, heteroaryl, heterocyclyl, aryl or $-NR^{40}R^{41}$; R^{38} is hydrogen, alkyl, aryl, aralkyl, heteroaryl, heteroaralkyl, heterocyclyl or heterocyclylalkyl; and

R^{39} is alkoxy, aralkoxy, alkyl, heteroaryl, heterocyclyl, aryl or $-N(R^{40})R^{41}$; and R^{40} and R^{41} are each independently hydrogen, alkyl, aralkyl, aryl, heteroaryl, heteroaralkyl or heterocyclyl, or

R^{40} and R^{41} together form alkylene, azaalkylene, oxaalkylene or thiaalkylene; with the proviso that when R^1 is $-C(O)OR^{14}$ where R^{14} is an unsubstituted alkyl and R^3 is hydrogen, methyl, acetyl, benzyl, 1-phenylethyl, 1-(1-naphthyl)ethyl, $-C(O)OCH_2C_6H_5$ or $-C(O)OCH_2CH_3$, then at least one of R^6 and R^7 is not hydrogen, and

with the proviso that when R^3 is hydrogen or when R^1 and R^2 together form an aryl, then at least one of R^6 and R^7 is not hydrogen.

2. The compound of claim 1, wherein R^3 is hydrogen, optionally substituted alkyl, optionally substituted aryl, optionally substituted cycloalkyl, optionally substituted aralkyl, optionally substituted heteroaryl, optionally substituted heterocyclyl, $-C(O)R^{10}$, $-C(O)OR^{10}$, $-SO_2R^{10}$, or $-C(O)N(R^{11})R^{12}$.

3. The compound of claim 2, wherein R^3 is hydrogen, $-C(O)R^{10}$, $-C(O)OR^{10}$, $-SO_2R^{10}$, or $-C(O)N(R^{11})R^{12}$.

2003243328 28 Apr 2010

- 218 -

4. The compound of claim 3, wherein each R^{10} is independently selected from optionally substituted aryl, optionally substituted heteroaryl, optionally substituted alkyl, or optionally substituted aralkyl, and wherein R^{11} is hydrogen, or optionally substituted alkyl.

5. The compound of claim 4, wherein R^{10} , when substituted, is substituted with halo, pseudohalo, alkyl, alkoxy, alkylenedioxy, haloalkyl, nitro, alkoxycarbonyl, aryl, $-SO_2F$, or haloalkoxy.

6. The compound of claim 5, wherein R^1 is selected from optionally substituted alkyl, optionally substituted aryl, optionally substituted heteroaryl, $-C(O)-$ (optionally substituted alkyl), $-C(O)-$ (optionally substituted alkenyl), $-C(O)-$ (optionally substituted alkynyl), $-C(O)-$ (optionally substituted aryl), $-C(O)-$ (optionally substituted heteroaryl), $-C(O)-$ (optionally substituted cycloalkyl), $-C(O)-$ (optionally substituted heterocyclyl), $-C(O)-$ (optionally substituted aralkyl), $-C(O)-$ (optionally substituted heteroaralkyl), $-(CO)OR^{14}$, $-C(O)N(R^{17})NR^{15}R^{16}$ or $-C(O)N(R^{15})R^{16}$.

7. The compound of claim 6, wherein R^1 is $-C(O)-$ (optionally substituted alkyl), $-(CO)OR^{14}$, or $-C(O)N(R^{15})R^{16}$, where R^{14} and R^{15} are each independently hydrogen, optionally substituted alkyl or optionally substituted cycloalkyl, and R^{16} is hydrogen.

8. The compound of claim 7, wherein R^6 and R^7 are independently hydrogen, optionally substituted alkyl, $-OR^{14}$, $-SR^{14}$, or R^6 and R^7 , together with the carbon to which they are attached, form an optionally substituted cycloalkyl, optionally substituted heterocyclyl or optionally substituted cycloalkenyl ring, or R^6 and R^7 together form an oxo, thioxo, optionally substituted imine, optionally substituted oxime or an optionally substituted hydrazone.

9. The compound of claim 8, wherein R^6 , R^7 or R^{14} , when substituted, is independently substituted with halo, pseudohalo, alkyl, alkoxy, alkylenedioxy, haloalkyl, nitro, alkoxycarbonyl, aryl, or haloalkoxy.

10. The compound of claim 9, wherein A is $-N(R^9)-$.

2003243328 28 Apr 2010

- 219 -

11. The compound of claim 10, wherein R^9 is hydrogen or optionally substituted alkyl.

12. The compound of claim 11, wherein R^9 , when substituted, is substituted with halo, pseudohalo, alkyl, alkoxy, alkylenedioxy, haloalkyl, nitro, alkoxycarbonyl, aryl,
5 or haloalkoxy.

13. The compound of claim 12, wherein R^4 is independently hydrogen, optionally substituted alkyl, $-C(O)OR^{20}$, or $-C(O)N(R^{21})R^{22}$; where R^{20} is hydrogen or alkyl and R^{21} and R^{22} are each independently hydrogen, optionally substituted alkyl, or together with the nitrogen atom to which they are attached, form an optionally substituted
10 heterocyclyl or heteroaryl ring.

14. The compound of claim 13, wherein R^4 , R^{20} , R^{21} , and R^{22} , when substituted, are independently substituted with halo, pseudohalo, alkyl, alkoxy, alkylenedioxy, haloalkyl, nitro, alkoxycarbonyl, aryl, or haloalkoxy.

15. The compound of claim 14, wherein R^2 is hydrogen or optionally
15 substituted alkyl.

16. The compound of claim 15, wherein R^2 , when substituted, is substituted with halo, pseudohalo, alkyl, alkoxy, alkylenedioxy, haloalkyl, nitro, alkoxycarbonyl, aryl, or haloalkoxy.

17. The compound of claim 16, wherein R^1 is $-C(O)OCH_2CH_3$, $-C(O)OCH_3$,
20 $-C(O)OC(CH_3)_2H$, $-C(O)OH$, $-C(O)OCH_2CH_2CH_3$, methylaminocarbonyl, ethylaminocarbonyl, isopropylaminocarbonyl, cyclopropylaminocarbonyl, cyclobutylaminocarbonyl, cyclopentylaminocarbonyl, 2-butylaminocarbonyl, or cyclopropylmethylaminocarbonyl.

18. The compound of claim 17, wherein R^3 is $-C(O)$ -(optionally substituted
25 aryl), $-C(O)$ -(optionally substituted aralkyl), $-C(O)-O$ -(optionally substituted aryl), or $-C(O)$ -(optionally substituted heteroaryl) where the substituents on the aryl, aralkyl or heteroaryl group, when present, are halo, pseudohalo, alkyl, alkoxy, alkylenedioxy, haloalkyl, nitro, $-C(O)O$ (alkyl), or aryl.

2003243328 28 Apr 2010

- 220 -

19. The compound of claim 18, wherein R^3 is selected from
 -C(O)-(4-chlorophenyl), -C(O)-(4-fluorophenyl), -C(O)-(2-furyl),
 -C(O)-(2,4-dichlorophenyl), -C(O)-(3-nitrophenyl), -C(O)-(phenyl),
 -C(O)-(4-*tert*-butylphenyl), -C(O)-(2-methoxyphenyl), -C(O)-(3-methoxyphenyl),
 5 -C(O)-(4-methoxyphenyl), -C(O)-(benzyl), -C(O)O-phenyl,
 -C(O)-(3,4-methylenedioxyphenyl), -C(O)CH₂CH₂-phenyl, -C(O)-(2,3-difluorophenyl),
 -C(O)-(2,4-difluorophenyl), -C(O)-(2,5-difluorophenyl), -C(O)-(2,6-difluorophenyl),
 -C(O)-(3,4-difluorophenyl), -C(O)-(3,5-difluorophenyl), -C(O)-(2,3,4-trifluorophenyl),
 -C(O)-(2,3,6-trifluorophenyl), -C(O)-(2,4,5-trifluorophenyl),
 10 -C(O)-(2,3,4,5-tetrafluorophenyl), -C(O)-(2,3,4,5,6-pentafluorophenyl),
 -C(O)-(2,5-bis(trifluoromethyl)phenyl), -C(O)-(3,5-bis(trifluoromethyl)-phenyl),
 -C(O)-(2-trifluoromethylphenyl), -C(O)-(3-trifluoromethylphenyl),
 -C(O)-(4-trifluoromethylphenyl), -C(O)-(2-fluorophenyl), -C(O)-(3-fluorophenyl),
 -C(O)-(4-nitrophenyl), -C(O)-(3-nitro-4-methylphenyl),
 15 -C(O)-(4-methoxycarbonylphenyl), -C(O)-(3-pyridyl), -C(O)-(4-pyridyl),
 -C(O)-(3-cyanophenyl), -C(O)-(3,4-dimethoxyphenyl), -C(O)-(2-methylphenyl),
 -C(O)-(4-methylphenyl), -C(O)-(2-chlorophenyl), -C(O)-(2-naphthyl), -C(O)-(4-biphenyl),
 -C(O)-(4-fluorosulfonylphenyl), -C(O)-(3-methylphenyl), and -C(O)-(3-chlorophenyl).
20. The compound of claim 19, wherein R^9 is hydrogen or alkyl.
- 20 21. The compound of claim 20, wherein R^5 , R^6 and R^7 are each independently hydrogen or alkyl.
22. The compound of claim 21, wherein R^2 is hydrogen or alkyl.
23. The compound of claim 22, wherein n is 0.
24. The compound of claim 16, wherein n is 1 or 2.
- 25 25. The compound of claim 24, wherein each R^8 is independently selected from the group consisting of optionally substituted alkyl, optionally substituted alkenyl, optionally substituted alkynyl, optionally substituted aryl, optionally substituted heteroaryl, optionally substituted heterocyclyl, optionally substituted cycloalkyl, halo, pseudohalo, nitro, -C(O)OR²³, -C(O)N(R²⁴)R²⁵, -C(O)R²⁶, -OR²⁷, -SR²⁷ and -N(R²⁸)R²⁹.

2003243328 28 Apr 2010

- 221 -

26. The compound of claim 25, wherein each R^8 is independently selected from the group consisting of optionally substituted alkyl, optionally substituted alkenyl, optionally substituted alkynyl, optionally substituted aryl, optionally substituted heteroaryl, halo, pseudohalo, nitro, $-C(O)OR^{23}$, $-C(O)N(R^{24})R^{25}$, $-C(O)R^{26}$, $-OR^{27}$, $-SR^{27}$ and
 5 $-N(R^{28})R^{29}$.

27. The compound of claim 26, wherein R^{23} , R^{24} , R^{25} , R^{26} , R^{27} , R^{28} and R^{29} when substituted, are substituted with halo, pseudohalo, hydroxy, oxo, alkyl, alkoxy, alkylendioxy, haloalkyl, nitro, formyl, mercapto, hydroxycarbonyl, alkoxycarbonyl, aryl, or haloalkoxy.

10 28. The compound of claim 27, wherein each R^8 is independently selected from the group consisting of halo, $-OR^{27}$, $-SR^{27}$ and $-N(R^{28})R^{29}$.

29. The compound of claim 28, wherein R^1 is $-C(O)OCH_2CH_3$, $-C(O)OCH_3$, $-C(O)OC(CH_3)_2H$, $-C(O)OH$, $-C(O)OCH_2CH_2CH_3$, methylaminocarbonyl, ethylaminocarbonyl, isopropylaminocarbonyl, cyclopropylaminocarbonyl,
 15 cyclobutylaminocarbonyl, cyclopentylaminocarbonyl, 2-butylaminocarbonyl, or cyclopropylmethylaminocarbonyl.

30. The compound of claim 29, wherein R^3 is hydrogen, $-C(O)$ -(optionally substituted aryl), $-C(O)$ -(optionally substituted aralkyl), $-C(O)-O$ -(optionally substituted aryl), or $-C(O)$ -(optionally substituted heteroaryl), where the substituents on the aryl,
 20 aralkyl or heteroaryl group, when present, are halo, pseudohalo, alkyl, alkoxy, alkylendioxy, haloalkyl, nitro, alkoxycarbonyl, or aryl.

31. The compound of claim 30, wherein R^3 is selected from hydrogen, $-C(O)$ -(4-chlorophenyl), $-C(O)$ -(4-fluorophenyl), $-C(O)$ -(2-furyl), $-C(O)$ -(2,4-dichlorophenyl), $-C(O)$ -(3-nitrophenyl), $-C(O)$ -(phenyl),
 25 $-C(O)$ -(4-tert-butylphenyl), $-C(O)$ -(2-methoxyphenyl), $-C(O)$ -(3-methoxyphenyl), $-C(O)$ -(4-methoxyphenyl), $-C(O)$ -(benzyl), $-C(O)O$ -phenyl, $-C(O)$ -(3,4-methylenedioxyphenyl), $-C(O)CH_2CH_2$ -phenyl, $-C(O)$ -(2,3-difluorophenyl), $-C(O)$ -(2,4-difluorophenyl), $-C(O)$ -(2,5-difluorophenyl), $-C(O)$ -(2,6-difluorophenyl), $-C(O)$ -(3,4-difluorophenyl), $-C(O)$ -(3,5-difluorophenyl), $-C(O)$ -(2,3,4-trifluorophenyl),

2907666-1

2003243328 28 Apr 2010

- 222 -

- C(O)-(2,3,6-trifluorophenyl), -C(O)-(2,4,5-trifluorophenyl),
 -C(O)-(2,3,4,5-tetrafluorophenyl), -C(O)-(2,3,4,5,6-pentafluorophenyl),
 -C(O)-(2,5-bis(trifluoromethyl)phenyl), -C(O)-(3,5-bis(trifluoromethyl)-phenyl),
 -C(O)-(2-trifluoromethylphenyl), -C(O)-(3-trifluoromethylphenyl),
 5 -C(O)-(4-trifluoromethylphenyl), -C(O)-(2-fluorophenyl), -C(O)-(3-fluorophenyl),
 -C(O)-(4-nitrophenyl), -C(O)-(3-nitro-4-methylphenyl),
 -C(O)-(4-methoxycarbonylphenyl), -C(O)-(3-pyridyl), -C(O)-(4-pyridyl),
 -C(O)-(3-cyanophenyl), -C(O)-(3,4-dimethoxyphenyl), -C(O)-(2-methylphenyl),
 -C(O)-(4-methylphenyl), -C(O)-(2-chlorophenyl), -C(O)-(2-naphthyl), -C(O)-(4-biphenyl),
 10 -C(O)-(4-fluorosulfonylphenyl), -C(O)-(3-methylphenyl), and -C(O)-(3-chlorophenyl).

32. The compound of claim 31, wherein R^9 is hydrogen or alkyl.
 33. The compound of claim 32, wherein R^2 is hydrogen or alkyl.
 34. The compound of claim 33, wherein R^3 is hydrogen.
 35. The compound of claim 34, wherein R^4 and R^5 are independently hydrogen
 15 or alkyl.

36. The compound of claim 1 wherein:

n is 0 or 1;

A is $-N(R^9)-$;

R^1 is $-C(O)OR^{14}$;

- 20 R^2 is hydrogen;

R^3 is hydrogen, optionally substituted alkyl, optionally substituted aryl, optionally substituted aralkyl, optionally substituted cycloalkyl or optionally substituted heteroaralkyl;

R^4 is hydrogen, $-C(O)R^{18}$, $-C(O)OR^{20}$, or $-C(O)N(R^{21})(R^{22})$;

- 25 R^5 , R^6 and R^7 are each independently hydrogen or optionally substituted alkyl;

2003243328 28 Apr 2010

- 223 -

R^8 is optionally substituted alkyl, optionally substituted aryl, halo, $-OR^{27}$, $-SR^{27}$ or $-N(R^{28})R^{29}$;

R^9 is hydrogen or optionally substituted alkyl;

R^{14} is hydrogen or optionally substituted alkyl;

5 R^{18} is optionally substituted alkyl, optionally substituted cycloalkyl, optionally substituted aryl, optionally substituted aralkyl, optionally substituted heterocyclyl, optionally substituted heteroaryl or optionally substituted heteroaralkyl;

R^{20} is hydrogen or optionally substituted alkyl;

10 R^{21} and R^{22} are each independently optionally substituted alkyl or R^{21} and R^{22} , together with the nitrogen atom to which they are attached, form an optionally substituted heterocyclyl ring; and

R^{27} is optionally substituted alkyl, optionally substituted alkenyl, optionally substituted alkynyl, or optionally substituted aralkyl.

15 37. The compound of claim 36 selected from the group consisting of the following:

3-pyridin-2-ylmethyl-1,2,3,6-tetrahydroazepino[4,5-*b*]indole-5-carboxylic acid ethyl ester;

3-cyclohexylmethyl-1,2,3,6-tetrahydroazepino[4,5-*b*]indole-5-carboxylic acid ethyl ester; and

20 3-benzyl-1,2,3,6-tetrahydroazepino[4,5-*b*]indole-5-carboxylic acid ethyl ester.

38. The compound of claim 36 selected from the group consisting of the following:

ethyl 1,1-dimethyl-1,2,3,6-tetrahydroazepino[4,5-*b*]indole-5-carboxylate; and

25 1,1,3,6-tetramethyl-1,2,3,6-tetrahydroazepino[4,5-*b*]indole-5-carboxylic acid ethyl ester.

39. The compound of claim 1, wherein:

2907662-1

2003243328 28 Apr 2010

- 224 -

n is 0 or 1;

A is -N(R⁹)-;

R¹ is optionally substituted aryl or -C(O)OR¹⁴;

R² is hydrogen or optionally substituted alkyl;

5 R³ is -C(O)R¹⁰ or -S(O)₂R¹⁰;

R⁴ is hydrogen or -C(O)OR²⁰;

R⁵, R⁶, and R⁷ are each independently hydrogen or optionally substituted alkyl;

R⁸ is optionally substituted alkyl, optionally substituted aryl, halo or -OR²⁷;

R⁹ is hydrogen;

10 R¹⁰ is optionally substituted alkyl, optionally substituted alkenyl, optionally substituted cycloalkyl, optionally substituted aralkyl, optionally substituted heterocyclyl, optionally substituted heteroaryl or optionally substituted heteroaralkyl;

R¹⁴ is optionally substituted alkyl, optionally substituted alkenyl, optionally substituted alkynyl or optionally substituted aralkyl;

15 R²⁰ is optionally substituted alkyl, optionally substituted alkenyl, optionally substituted alkynyl or optionally substituted aralkyl; and

R²⁷ is optionally substituted alkyl, optionally substituted alkenyl, optionally substituted alkynyl or optionally substituted aralkyl.

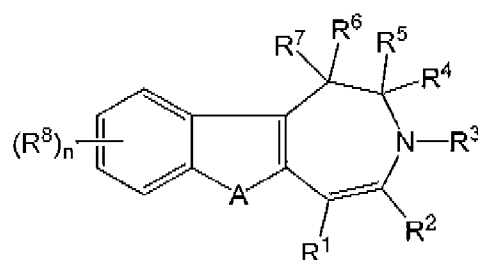
40. The compound of claim 39 selected from the group consisting of the
20 following:

3-(3-phenylpropionyl)-1,2,3,6-tetrahydroazepino[4,5-*b*]indole-5-carboxylic acid isopropyl ester;

3-acetyl-9-(4-methoxyphenyl)-1,2,3,6-tetrahydroazepino[4,5-*b*]indole-5-carboxylic acid ethyl ester; and

3-acetyl-8-bromo-1,2,3,6-tetrahydroazepino[4,5-*b*]indole-2,5-dicarboxylic acid diethyl ester.

41. A compound having a formula:



5 or a pharmaceutically acceptable derivative selected from the group consisting of salts, esters, enol ethers, enol esters, acetals, ketals, orthoesters, hemiacetals, hemiketals, acids, bases, solvates, and hydrates thereof, wherein:

n is 0 to 4;

A is $-N(R^9)-$, $-O-$ or $-S(O)_t-$ (where t is 0 to 2);

10 R^1 and R^2 are each independently selected from a group consisting of hydrogen, optionally substituted alkyl, optionally substituted alkenyl, optionally substituted alkynyl, optionally substituted aryl, optionally substituted heteroaryl, optionally substituted cycloalkyl, optionally substituted heterocyclyl, optionally substituted aralkyl, optionally substituted heteroaralkyl, $-OR^{14}$, $-SR^{14}$, $-N(R^{15})R^{16}$, $-N(R^{15})S(O)_2R^{43}$, $-N(R^{17})N(R^{15})R^{16}$,
15 $-N(R^{17})N(R^{15})S(O)_2R^{43}$, $-C(O)R^{18}$, $-C(O)OR^{14}$, $-C(S)OR^{14}$, $-C(O)SR^{14}$, $-C(O)N(R^{15})R^{16}$, $-C(O)N(R^{15})S(O)_2R^{43}$, $-C(O)N(R^{15})N\equiv R^{16}$, $-C(O)N(R^{17})N(R^{15})R^{16}$, and $-C(O)N(R^{17})N(R^{15})S(O)_2R^{43}$, provided that when A is O, R^2 is not $-C(O)OR^{14}$, wherein R^{14} is optionally substituted alkyl;

R^3 is $-C(O)R^{10}$;

20 R^4 , R^5 , R^6 and R^7 are each independently selected from a group consisting of hydrogen, optionally substituted alkyl, optionally substituted alkenyl, optionally substituted alkynyl, optionally substituted aryl, optionally substituted heteroaryl, optionally substituted cycloalkyl, optionally substituted heterocyclyl, optionally substituted aralkyl, optionally substituted heteroaralkyl, $-OR^{14}$, $-SR^{14}$, $-S(O)_2R^{14}$, $-N(R^{15})R^{16}$, $-N(R^{15})S(O)_2R^{43}$,

2003243328 28 Apr 2010

- 226 -

-C(O)R¹⁸, -C(O)OR²⁰, -C(O)N(R²¹)R²², -C(O)N(R²¹)S(O)₂R⁴³, -C(O)N(R⁴²)N(R²¹)R²², and
-C(O)N(R⁴²)N(R²¹)S(O)₂R⁴³; or

R⁴ and R⁵, or R⁴ and R⁶, or R⁴ and R⁷, or R⁵ and R⁶, or R⁵ and R⁷, or R⁶ and R⁷,
together with the carbon atom to which they are attached, form an optionally substituted
5 cycloalkyl, optionally substituted heterocyclyl, an optionally substituted cycloalkenyl ring,
or together form a double bond and the others of R⁴, R⁵, R⁶ and R⁷ are as described above;
or R⁶ and R⁷ together form an oxo, thioxo, optionally substituted imine, optionally
substituted oxime or an optionally substituted hydrazone, or R⁶ and R⁷ together with the
carbon atom to which they are attached, form an optionally substituted exocyclic double
10 bond, and R⁴ and R⁵ are as described above;

R⁸ is each independently selected from the group consisting of optionally
substituted alkyl, optionally substituted alkenyl, optionally substituted alkynyl, optionally
substituted aryl, optionally substituted heteroaryl, optionally substituted cycloalkyl,
optionally substituted heterocyclyl, halo, pseudohalo, nitro, -C(O)OR²³, -C(O)N(R²⁴)R²⁵,
15 -C(O)N(R²⁴)S(O)₂R⁴³, -C(O)R²⁶, -OR²⁷, -SR²⁷, -C(S)OR²³, -C(O)SR²³, -N(R²⁸)R²⁹, and
-N(R²⁸)S(O)₂R⁴³; or

two adjacent R⁸ groups, together with the carbons to which they are attached, form
an optionally substituted aryl, optionally substituted cycloalkenyl, optionally substituted
heterocyclyl or optionally substituted heteroaryl;

20 R⁹ is hydrogen, optionally substituted alkyl, -C(O)R¹⁰ or -S(O)₂R⁴³;

R¹⁰ is optionally substituted aryl or optionally substituted heteroaryl;

R¹⁴, R¹⁵, R¹⁶, R¹⁷ and R¹⁸ are each independently hydrogen, optionally substituted
alkyl, optionally substituted alkenyl, optionally substituted cycloalkyl, optionally
substituted aryl, optionally substituted aralkyl, optionally substituted heteroaryl, or
25 optionally substituted heteroaralkyl; or

R¹⁵ and R¹⁶, together with the nitrogen atom to which they are attached, form an
optionally substituted heterocyclyl ring or an optionally substituted heteroaryl ring, and R¹⁴
and R¹⁷ are as described above;

2003243328 28 Apr 2010

- 227 -

R^{20} , R^{21} and R^{22} are each independently hydrogen or optionally substituted alkyl; or

R^{21} and R^{22} , together with the nitrogen to which they are attached, form an optionally substituted heterocyclyl ring or an optionally substituted heteroaryl ring;

R^{23} , R^{24} , R^{25} and R^{26} are selected as in (a) or (b) as follows: (a) R^{23} , R^{24} , R^{25} and
5 R^{26} are each independently hydrogen, optionally substituted alkyl, optionally substituted alkenyl, optionally substituted alkynyl, optionally substituted cycloalkyl, optionally substituted aryl, optionally substituted aralkyl, optionally substituted heterocyclyl, optionally substituted heteroaryl, or optionally substituted heteroaralkyl; or (b) R^{24} and R^{25} ,
10 together with the nitrogen atom to which they are attached, form an optionally substituted heterocyclyl or an optionally substituted heteroaryl ring, and the others of R^{23} , R^{24} , R^{25} and R^{26} are selected as in (a) above;

R^{27} , R^{28} and R^{29} are each independently hydrogen, optionally substituted alkyl, optionally substituted aralkyl, $-C(O)R^{30}$, $-C(O)OR^{31}$ or $-C(O)N(R^{32})R^{33}$;

R^{30} is hydrogen, optionally substituted alkyl, optionally substituted alkenyl,
15 optionally substituted alkynyl, optionally substituted cycloalkyl, optionally substituted aryl, optionally substituted aralkyl, optionally substituted heterocyclyl, optionally substituted heteroaryl, or optionally substituted heteroaralkyl;

R^{31} is optionally substituted alkyl, optionally substituted alkenyl, optionally substituted alkynyl, optionally substituted cycloalkyl, optionally substituted aryl,
20 optionally substituted aralkyl, optionally substituted heterocyclyl, optionally substituted heteroaryl, or optionally substituted heteroaralkyl;

R^{32} and R^{33} are each independently hydrogen, optionally substituted alkyl, optionally substituted cycloalkyl, optionally substituted aryl, optionally substituted aralkyl, optionally substituted heterocyclyl, optionally substituted heteroaryl or optionally
25 substituted heteroaralkyl; or

R^{32} and R^{33} , together with the nitrogen to which they are attached, form an optionally substituted heterocyclyl ring or an optionally substituted heteroaryl ring;

2003243328 28 Apr 2010

- 228 -

R^{42} is hydrogen, optionally substituted alkyl, optionally substituted alkenyl, optionally substituted alkynyl, optionally substituted cycloalkyl, optionally substituted aryl, optionally substituted aralkyl, optionally substituted heterocyclyl, optionally substituted heteroaryl, or optionally substituted heteroaralkyl;

5 R^{43} is optionally substituted alkyl, optionally substituted alkenyl, optionally substituted alkynyl, optionally substituted cycloalkyl, optionally substituted aryl, optionally substituted aralkyl, optionally substituted heterocyclyl, optionally substituted heteroaryl, or optionally substituted heteroaralkyl;

10 each of R^1 - R^{10} , R^{14} - R^{18} , R^{20} - R^{33} , R^{42} and R^{43} , when substituted, are substituted with one or more substituents, each independently selected from Q^1 ;

Q^1 is halo, pseudohalo, hydroxy, oxo, thia, nitro, formyl, mercapto, hydroxycarbonyl, hydroxycarbonylalkyl, alkyl, haloalkyl, polyhaloalkyl, diaminoalkyl, alkenyl containing 1 to 2 double bonds, alkynyl containing 1 to 2 triple bonds, cycloalkyl, cycloalkylalkyl, heterocyclyl, heterocyclylalkyl, aryl, heteroaryl, aralkyl, aralkenyl, 15 aralkynyl, heteroarylalkyl, trialkylsilyl, dialkylarylsilyl, alkyl diarylsilyl, triarylsilyl, alkylidene, arylalkylidene, alkylcarbonyl, cycloalkylcarbonyl, heterocyclylcarbonyl, arylcarbonyl, heteroarylcarbonyl, alkoxycarbonyl, alkoxycarbonylalkyl, aryloxy carbonyl, aryloxy carbonylalkyl, aralkoxycarbonyl, aralkoxycarbonylalkyl, arylcarbonylalkyl, aminocarbonyl, alkylaminocarbonyl, dialkylaminocarbonyl, arylaminocarbonyl, 20 diarylaminocarbonyl, arylalkylaminocarbonyl, alkoxy, aryloxy, heteroaryloxy, heteroaralkoxy, heterocyclyloxy, cycloalkoxy, perfluoroalkoxy, alkenyloxy, alkynyloxy, aralkoxy, alkylcarbonyloxy, arylcarbonyloxy, aralkylcarbonyloxy, alkoxycarbonyloxy, aryloxy carbonyloxy, aralkoxycarbonyloxy, aminocarbonyloxy, alkylaminocarbonyloxy, dialkylaminocarbonyloxy, alkylarylaminocarbonyloxy, diarylaminocarbonyloxy, 25 cycloalkylcarbonyloxy, heterocyclylcarbonyloxy, heteroarylcarbonyloxy, heteroaralkylcarbonyloxy, guanidino, isothioureido, amidino, alkylamidino, cycloalkylamidino, heterocyclylamidino, heterocyclylalkylamidino, arylamidino, aralkylamidino, heteroarylamidino, heteroaralkylamidino, aminothiocarbonyl, alkylaminothiocarbonyl, arylaminothiocarbonyl, amino, aminoalkyl, alkylaminoalkyl, 30 dialkylaminoalkyl, arylaminoalkyl, diarylaminoalkyl, alkylaryl aminoalkyl, alkylamino,

2003243328 28 Apr 2010

- 229 -

dialkylamino, haloalkylamino, cycloalkylamino, heterocyclylamino, heterocyclylalkylamino, arylamino, heteroarylamino, aralkylamino, heteroaralkylamino, diarylamino, alkylarylramino, alkylcarbonylamino, alkoxycarbonylamino, aralkoxycarbonylamino, arylcarbonylamino, arylcarbonylaminoalkyl,

5 aryloxycarbonylaminoalkyl, aryloxyarylcarbonylamino, aryloxycarbonylamino, alkylsulfonylamino, arylsulfonylamino, heteroarylsulfonylamino, heterocyclylsulfonylamino, heteroarylthio, azido, $-P(R^{37})_2$, $-P(O)(R^{37})_2$, $-OP(O)(R^{37})_2$, $-N(R^{38})C(O)R^{39}$, dialkylphosphonyl, alkylarylphosphonyl, diarylphosphonyl, hydroxyphosphonyl, alkylthio, cycloalkylthio, heterocyclylalkylthio, arylthio, aralkylthio,

10 heteroaralkylthio, perfluoroalkylthio, hydroxycarbonylalkylthio, thiocyno, isothiocyno, alkylsulfinyloxy, alkylsulfonyloxy, arylsulfinyloxy, arylsulfonyloxy, hydroxysulfonyloxy, alkoxysulfonyloxy, aminosulfonyloxy, alkylaminosulfonyloxy, dialkylaminosulfonyloxy, arylaminosulfonyloxy, diarylaminosulfonyloxy, alkylarylaminosulfonyloxy, alkylsulfinyl, alkylsulfonyl, $-SO_2F$ when Q^1 is on R^{10} or when Q^1 is on the aryl group of R^3 when R^3 is

15 $-C(O)(aryl)$, arylsulfinyl, arylsulfonyl, hydroxysulfonyl, alkoxysulfonyl, aminosulfonyl, alkylaminosulfonyl, dialkylaminosulfonyl, arylaminosulfonyl, diarylaminosulfonyl, or alkylarylaminosulfonyl; or

two Q^1 groups, which substituted atoms in a 1,2 or 1,3 arrangement, together form alkylene, oxaalkylene, alkylenedioxy, thioalkylenoxy or alkylenedithioxy; or

20 two Q^1 groups, which substitute the same atom, together form alkylene;

each Q^1 is independently unsubstituted or substituted with one or more substituents each independently selected from Q^2 ;

each Q^2 is independently halo, pseudohalo, hydroxy, oxo, thia, nitro, formyl, mercapto, hydroxycarbonyl, hydroxycarbonylalkyl, alkyl, haloalkyl, polyhaloalkyl,

25 diaminoalkyl, alkenyl containing 1 to 2 double bonds, alkynyl containing 1 to 2 triple bonds, cycloalkyl, cycloalkylalkyl, heterocyclyl, heterocyclylalkyl, aryl, heteroaryl, aralkyl, aralkenyl, aralkynyl, heteroarylalkyl, trialkylsilyl, dialkylarylsilyl, alkyl diarylsilyl, triarylsilyl, alkylidene, arylalkylidene, alkylcarbonyl, cycloalkylcarbonyl, heterocyclylcarbonyl, arylcarbonyl, heteroarylcarbonyl, alkoxycarbonyl,

30 alkoxycarbonylalkyl, aryloxycarbonyl, aryloxycarbonylalkyl, aralkoxycarbonyl,

two Q² groups, which substitute the same atom, together form alkylene,

R³⁸ is hydrogen, alkyl, aryl, aralkyl, heteroaryl, heteroaralkyl, heterocyclyl or heterocyclylalkyl; and

2003243328 28 Apr 2010

- 231 -

R^{39} is alkoxy, aralkoxy, alkyl, heteroaryl, heterocyclyl, aryl or $-N(R^{40})R^{41}$; and

R^{40} and R^{41} are each independently hydrogen, alkyl, aralkyl, aryl, heteroaryl, heteroaralkyl or heterocyclyl, or

R^{40} and R^{41} together form alkylene, azaalkylene, oxaalkylene or thiaalkylene.

5 42. The compound of claim 41 wherein:

n is 0 to 4;

A is $-N(R^9)-$;

R^1 is optionally substituted heterocyclyl, $-C(O)OR^{14}$, $-C(S)OR^{14}$, $-C(O)SR^{14}$, $-C(O)N(R^{15})R^{16}$, $-C(O)N(R^{15})N=R^{16}$ or $-C(O)N(R^{17})N(R^{15})R^{16}$;

10 R^2 is hydrogen or optionally substituted alkyl;

R^3 is $-C(O)R^{10}$;

R^4 is hydrogen, optionally substituted alkyl, $-C(O)R^{18}$, $-C(O)OR^{20}$ or $-C(O)N(R^{21})R^{22}$;

15 R^5 , R^6 and R^7 are each independently hydrogen, optionally substituted alkyl, optionally substituted aralkyl, optionally substituted heteroaralkyl, $-OR^{14}$, $-SR^{14}$, $-S(O)_2R^{14}$, $-N(R^{15})R^{16}$, $-C(O)R^{18}$, $-C(O)OR^{20}$, or $-C(O)N(R^{21})R^{22}$;

or R^6 and R^7 , together with the carbon to which they are attached, form an optionally substituted cycloalkyl, or an optionally substituted heterocyclyl, or R^6 and R^7 together form an oxo, and R^5 is as described above;

20 R^8 is each independently selected from the group consisting of optionally substituted alkyl, optionally substituted alkenyl, optionally substituted alkynyl, optionally substituted aryl, optionally substituted heteroaryl, optionally substituted cycloalkyl, optionally substituted heterocyclyl, halo, pseudohalo, and nitro;

R^9 is hydrogen or optionally substituted alkyl;

25 R^{10} is aryl substituted with one or more from the group consisting of the following: halo, pseudohalo, haloalkyl and polyhaloalkyl;

2007668-1

2003243328 28 Apr 2010

- 232 -

R^{14} , R^{15} , R^{16} and R^{17} are each independently hydrogen, optionally substituted alkyl, optionally substituted alkenyl, optionally substituted cycloalkyl, optionally substituted aryl, optionally substituted aralkyl, optionally substituted heteroaryl, or optionally substituted heteroaralkyl; or

- 5 R^{15} and R^{16} , together with the nitrogen atom to which they are attached, form an optionally substituted heterocyclyl ring or an optionally substituted heteroaryl ring, and R^{14} and R^{17} are as described above; or

R^{18} is optionally substituted alkyl;

R^{20} , R^{21} and R^{22} are each independently hydrogen or optionally substituted alkyl; or

- 10 R^{21} and R^{22} , together with the nitrogen to which they are attached, form an optionally substituted heterocyclyl ring or an optionally substituted heteroaryl ring.

43. The compound of claim 41 selected from the group consisting of the following:

- 15 ethyl 3-(3,4-difluorobenzoyl)-1-methyl-1,2,3,6-tetrahydroazepino[4,5-*b*]indole-5-carboxylate;

ethyl 3-(3,4-difluorobenzoyl)-1,1-dimethyl-1,2,3,6-tetrahydroazepino[4,5-*b*]indole-5-carboxylate;

isopropyl 3-(3,4-difluorobenzoyl)-1-methyl-1,2,3,6-tetrahydroazepino[4,5-*b*]indole-5-carboxylate;

- 20 3-(3,4-difluorobenzoyl)-2-methyl-1,2,3,6-tetrahydroazepino[4,5-*b*]indole-5-carboxylic acid cyclobutylamide;

3-(3,4-difluorobenzoyl)-1-methyl-1,2,3,6-tetrahydroazepino[4,5-*b*]indole-5-carboxylic acid cyclobutylamide;

- 25 cyclobutyl 3-(3,4-difluorobenzoyl)-1,1-dimethyl-1,2,3,6-tetrahydroazepino[4,5-*b*]indole-5-carboxamide;

ethyl 3-(4-chlorobenzoyl)-1-methyl-1,2,3,6-tetrahydroazepino[4,5-*b*]indole-5-carboxylate;

2003243328 28 Apr 2010

- 233 -

ethyl 3-(4-chlorobenzoyl)-1,1-dimethyl-1,2,3,6-tetrahydroazepino[4,5-*b*]indole-5-carboxylate;

ethyl 3-(4-fluorobenzoyl)-1-methyl-1,2,3,6-tetrahydroazepino[4,5-*b*]indole-5-carboxylate;

5 *n*-propyl 3(4-fluorobenzoyl)-2-methyl-1,2,3,6-tetrahydroazepino[4,5-*b*]indole-5-carboxylate;

3-(4-fluorobenzoyl)-1,2,3,6-tetrahydroazepino[4,5-*b*]indole-5-carboxylic acid propylamide;

3-(4-fluorobenzoyl)-1,2,3,6-tetrahydroazepino[4,5-*b*]indole-5-carboxylic acid
10 cyclopropylamide;

3-(4-fluorobenzoyl)-1,2,3,6-tetrahydroazepino[4,5-*b*]indole-5-carboxylic acid cyclopropylmethyl-amide;

3-(4-fluorobenzoyl)-1,2,3,6-tetrahydroazepino[4,5-*b*]indole-5-carboxylic acid cyclobutylamide;

15 3-(4-fluorobenzoyl)-1,2,3,6-tetrahydroazepino[4,5-*b*]indole-5-carboxylic acid sec-butylamide;

3-(4-fluorobenzoyl)-1,2,3,6-tetrahydroazepino[4,5-*b*]indole-5-carboxylic acid cyclopentylamide;

20 3-(4-fluorobenzoyl)-2-methyl-1,2,3,6-tetrahydroazepino[4,5-*b*]indole-5-carboxylic acid cyclobutylamide;

3-(3,4-difluorobenzoyl)-1,1-tetramethylene-1,2,3,6-tetrahydroazepino[4,5-*b*]indole-5-carboxylic acid ethyl ester; and

9-fluoro-3-(4-fluorobenzoyl)-1,1-dimethyl-1,2,3,6-tetrahydroazepino[4,5-*b*]indole-5-carboxylic acid ethyl ester.

25 44. The compound of Claim 41, wherein:

n is 0, 1 or 2;

2003243328 28 Apr 2010

- 234 -

A is $-N(R^9)-$;

R^1 is optionally substituted heterocyclyl, $-C(O)OR^{14}$, $-C(O)N(R^{15})R^{16}$ or $-C(O)N(R^{17})N(R^{15})R^{16}$;

R^2 is hydrogen;

5 R^3 is $-C(O)R^{10}$;

R^4 is hydrogen, optionally substituted alkyl, $-C(O)R^{18}$, or $-C(O)N(R^{21})R^{22}$;

R^5 , R^6 and R^7 are each independently hydrogen, optionally substituted alkyl, optionally substituted aralkyl, optionally substituted heteroaralkyl, $-OR^{14}$, $-S(O)_2R^{14}$, $-N(R^{15})R^{16}$, $-C(O)R^{18}$, $-C(O)OR^{20}$, or $-C(O)N(R^{21})R^{22}$;

10 R^8 is independently halo, $-C(O)OR^{23}$, $-C(O)N(R^{24})R^{25}$, $-C(O)N(R^{24})S(O)_2R^{43}$, $-C(O)R^{26}$, $-OR^{27}$, $-SR^{27}$, $-C(S)OR^{23}$, $-C(O)SR^{23}$ or $-N(R^{28})R^{29}$;

R^9 is hydrogen or optionally substituted alkyl;

R^{10} is phenyl substituted with one or more Q^1 groups selected from the following: halo, pseudohalo, haloalkyl or polyhaloalkyl;

15 R^{14} , R^{15} , R^{16} and R^{17} are each independently hydrogen, optionally substituted alkyl, optionally substituted alkenyl, optionally substituted cycloalkyl, optionally substituted aryl, optionally substituted aralkyl, optionally substituted heteroaryl, or optionally substituted heteroaralkyl; or

20 R^{15} and R^{16} , together with the nitrogen atom to which they are attached, form an optionally substituted heterocyclyl ring, and R^{14} and R^{17} are as described above; or

R^{18} is optionally substituted alkyl;

R^{20} , R^{21} and R^{22} are each independently hydrogen or optionally substituted alkyl;

25 R^{23} , R^{24} , R^{25} and R^{26} are selected as in (a) or (b) as follows: (a) R^{23} , R^{24} , R^{25} and R^{26} are each independently hydrogen, optionally substituted alkyl, optionally substituted alkenyl, optionally substituted alkynyl, optionally substituted cycloalkyl, optionally substituted aryl, optionally substituted aralkyl, optionally substituted heterocyclyl,

2003243328 28 Apr 2010

- 235 -

optionally substituted heteroaryl, or optionally substituted heteroaralkyl; or (b) R^{24} and R^{25} , together with the nitrogen atom to which they are attached, form an optionally substituted heterocyclyl or an optionally substituted heteroaryl ring, and the others of R^{23} , R^{24} , R^{25} and R^{26} are selected as in (a) above;

- 5 R^{27} , R^{28} and R^{29} are each independently hydrogen, optionally substituted alkyl, optionally substituted aralkyl, $-C(O)R^{30}$, $-C(O)OR^{31}$ or $-C(O)N(R^{32})R^{33}$;

R^{30} is hydrogen, optionally substituted alkyl, optionally substituted alkenyl, optionally substituted alkynyl, optionally substituted cycloalkyl, optionally substituted aryl, optionally substituted aralkyl, optionally substituted heterocyclyl, optionally substituted heteroaryl, or optionally substituted heteroaralkyl;

R^{31} is optionally substituted alkyl, optionally substituted alkenyl, optionally substituted alkynyl, optionally substituted cycloalkyl, optionally substituted aryl, optionally substituted aralkyl, optionally substituted heterocyclyl, optionally substituted heteroaryl, or optionally substituted heteroaralkyl;

- 15 R^{32} and R^{33} are each independently hydrogen, optionally substituted alkyl, optionally substituted cycloalkyl, optionally substituted aryl, optionally substituted aralkyl, optionally substituted heterocyclyl, optionally substituted heteroaryl or optionally substituted heteroaralkyl; or

R^{32} and R^{33} , together with the nitrogen to which they are attached, form an optionally substituted heterocyclyl ring or an optionally substituted heteroaryl ring; and

R^{43} is optionally substituted alkyl, optionally substituted alkenyl, optionally substituted alkynyl, optionally substituted cycloalkyl, optionally substituted aryl, optionally substituted aralkyl, optionally substituted heterocyclyl, optionally substituted heteroaryl, or optionally substituted heteroaralkyl.

- 25 45. The compound of claim 44 selected from the group consisting of the following:

8-dibenzylamino-3-(4-fluorobenzoyl)-1,1-dimethyl-1,2,3,6-tetrahydroazepino[4,5-*b*]indole-5-carboxylic acid ethyl ester;

2003243328 28 Apr 2010

- 236 -

8-[(2-chloroethyl)methylamino]-3-(4-fluorobenzoyl)-1,1-dimethyl-1,2,3,6-tetrahydroazepino[4,5-*b*]indole-5-carboxylic acid ethyl ester;

8-(3,3-dimethylureido)-3-(4-fluorobenzoyl)-1,1-dimethyl-1,2,3,6-tetrahydroazepino[4,5-*b*]indole-5-carboxylic acid ethyl ester;

5 3-(4-fluorobenzoyl)-1,1-dimethyl-8-[methyl(pyrrolidine-4-carbonyl)amino]-1,2,3,6-tetrahydroazepino[4,5-*b*]indole-5-carboxylic acid ethyl ester;

3-(4-fluorobenzoyl)-1,1-dimethyl-8-(trimethylureido)-1,2,3,6-tetrahydroazepino[4,5-*b*]indole-5-carboxylic acid ethyl ester;

10 3-(4-fluorobenzoyl)-1,1-dimethyl-8-[methyl(morpholine-4-carbonyl)amino]-1,2,3,6-tetrahydroazepino[4,5-*b*]indole-5-carboxylic acid ethyl ester;

3-(4-fluorobenzoyl)-1,1-dimethyl-8-(piperidine-1-carbonyloxy)-1,2,3,6-tetrahydroazepino[4,5-*b*]indole-5-carboxylic acid ethyl ester;

3-(4-fluorobenzoyl)-1,1-dimethyl-8-(4-methylpiperazin-1-ylcarbamoxyloxy)-1,2,3,6-tetrahydroazepino[4,5-*b*]indole-5-carboxylic acid ethyl ester;

15 3-(4-fluorobenzoyl)-1,1-dimethyl-8-phenethylcarbamoxyloxy-1,2,3,6-tetrahydroazepino[4,5-*b*]indole-5-carboxylic acid ethyl ester;

3-(4-fluorobenzoyl)-1,1-dimethyl-8-(thiophen-2-ylmethylcarbamoxyloxy)-1,2,3,6-tetrahydroazepino[4,5-*b*]indole-5-carboxylic acid ethyl ester;

20 3-(4-fluorobenzoyl)-1,1-dimethyl-8-(furan-2-ylmethylcarbamoxyloxy)-1,2,3,6-tetrahydroazepino[4,5-*b*]indole-5-carboxylic acid ethyl ester;

3-(4-fluorobenzoyl)-1,1-dimethyl-8-(1-methyl-3-pyridin-2-yl-ethylureido)-1,2,3,6-tetrahydroazepino[4,5-*b*]indole-5-carboxylic acid ethyl ester;

8-(4-fluorobenzoylmethylamino)-3-(4-fluorobenzoyl)-1,1-dimethyl-1,2,3,6-tetrahydroazepino[4,5-*b*]indole-5-carboxylic acid ethyl ester;

25 8-(3-cyclopropyl-1-methylureido)-3-(4-fluorobenzoyl)-1,1-dimethyl-1,2,3,6-tetrahydroazepino[4,5-*b*]indole-5-carboxylic acid ethyl ester;

2003243328 28 Apr 2010

- 237 -

3-(4-fluorobenzoyl)-1,1-dimethyl-8-(1-methyl-3-pyridin-2-ylmethylureido)-
1,2,3,6-tetrahydroazepino[4,5-*b*]indole-5-carboxylic acid ethyl ester;

8-cyclobutylcarbamoyloxy-3-(4-fluorobenzoyl)-1,1-dimethyl-1,2,3,6-
tetrahydroazepino[4,5-*b*]indole-5-carboxylic acid ethyl ester;

5 8-cyclopentylcarbamoyloxy-3-(4-fluorobenzoyl)-1,1-dimethyl-1,2,3,6-
tetrahydroazepino[4,5-*b*]indole-5-carboxylic acid ethyl ester;

8-cyclohexylcarbamoyloxy-3-(4-fluorobenzoyl)-1,1-dimethyl-1,2,3,6-
tetrahydroazepino[4,5-*b*]indole-5-carboxylic acid ethyl ester;

10 3-(4-fluorobenzoyl)-1,1-dimethyl-8-(5-methylpyrazin-2-ylmethylcarbamoyloxy)-
1,2,3,6-tetrahydroazepino[4,5-*b*]indole-5-carboxylic acid ethyl ester;

3-(4-fluorobenzoyl)-1,1-dimethyl-8-methylcarbamoyloxy-1,2,3,6-
tetrahydroazepino[4,5-*b*]indole-5-carboxylic acid ethyl ester;

3-(4-fluorobenzoyl)-1,1-dimethyl-8-isopropylcarbamoyloxy-1,2,3,6-
tetrahydroazepino[4,5-*b*]indole-5-carboxylic acid ethyl ester;

15 8-(azetidine-1-carbonyloxy)-3-(4-fluorobenzoyl)-1,1-dimethyl-1,2,3,6-
tetrahydroazepino[4,5-*b*]indole-5-carboxylic acid ethyl ester;

3-(4-fluorobenzoyl)-1,1-dimethyl-8-(4-pyridin-2-yl-piperazine-1-carbonyloxy)-
1,2,3,6-tetrahydroazepino[4,5-*b*]indole-5-carboxylic acid ethyl ester;

20 8-cyclopropylcarbamoyloxy-3-(4-fluorobenzoyl)-1,1-dimethyl-1,2,3,6-
tetrahydroazepino[4,5-*b*]indole-5-carboxylic acid ethyl ester;

8-(ethyl(isopropyl)carbamoyloxy)-3-(4-fluorobenzoyl)-1,1-dimethyl-1,2,3,6-
tetrahydroazepino[4,5-*b*]indole-5-carboxylic acid ethyl ester;

3-(4-fluorobenzoyl)-1,1-dimethyl-8-(pyridin-2-ylmethylcarbamoyloxy)-1,2,3,6-
tetrahydroazepino[4,5-*b*]indole-5-carboxylic acid ethyl ester;

25 3-(3,4-difluorobenzoyl)-1,1,6-trimethyl-1,2,3,6-tetrahydroazepino[4,5-*b*]indole-5-
carboxylic acid ethyl ester;

2003243328 28 Apr 2010

- 238 -

3-(4-fluorobenzoyl)-1,1-dimethyl-8-(pyridin-3-ylmethylcarbamoyloxy)-1,2,3,6-tetrahydroazepino[4,5-*b*]indole-5-carboxylic acid ethyl ester;

8-ethoxycarbonyloxy-3-(4-fluorobenzoyl)-1,1-dimethyl-1,2,3,6-tetrahydroazepino[4,5-*b*]indole-5-carboxylic acid ethyl ester;

5 3-(4-fluorobenzoyl)-1,1-dimethyl-8-(pyrrolidine-1-carbonyloxy)-1,2,3,6-tetrahydroazepino[4,5-*b*]indole-5-carboxylic acid ethyl ester;

8-diethylcarbamoyloxy-3-(4-fluorobenzoyl)-1,1-dimethyl-1,2,3,6-tetrahydroazepino[4,5-*b*]indole-5-carboxylic acid ethyl ester;

10 8-dimethylcarbamoyloxy-3-(4-fluorobenzoyl)-1,1-dimethyl-1,2,3,6-tetrahydroazepino[4,5-*b*]indole-5-carboxylic acid ethyl ester;

3-(4-fluorobenzoyl)-1,1-dimethyl-8-(morpholine-4-carbonyloxy)-1,2,3,6-tetrahydroazepino[4,5-*b*]indole-5-carboxylic acid ethyl ester;

8-diisopropylcarbamoyloxy-3-(4-fluorobenzoyl)-1,1-dimethyl-1,2,3,6-tetrahydroazepino[4,5-*b*]indole-5-carboxylic acid ethyl ester;

15 3-(4-fluorobenzoyl)-1,1-dimethyl-8-(4-methyl-piperazine-1-carbonyloxy)-1,2,3,6-tetrahydroazepino[4,5-*b*]indole-5-carboxylic acid ethyl ester;

3-(4-fluorobenzoyl)-1,1-dimethyl-8-(2-oxoimidazolidine-1-carbonyloxy)-1,2,3,6-tetrahydroazepino[4,5-*b*]indole-5-carboxylic acid ethyl ester;

20 3-(4-fluorobenzoyl)-1,1-dimethyl-8-(*N*-methyl-*N*-phenyl-carbamoyloxy)-1,2,3,6-tetrahydroazepino[4,5-*b*]indole-5-carboxylic acid ethyl ester;

8-(2-dimethylaminoethylcarbamoyloxy)-3-(4-fluorobenzoyl)-1,1-dimethyl-1,2,3,6-tetrahydroazepino[4,5-*b*]indole-5-carboxylic acid ethyl ester;

3-(4-fluorobenzoyl)-1,1-dimethyl-8-(2-pyridin-2-yl-ethylcarbamoyl oxy)-1,2,3,6-tetrahydroazepino[4,5-*b*]indole-5-carboxylic acid ethyl ester;

25 3-(4-fluorobenzoyl)-1,1-dimethyl-8-(pyridin-4-yl-methylcarbamoyloxy)-1,2,3,6-tetrahydroazepino[4,5-*b*]indole-5-carboxylic acid ethyl ester;

2003243328 28 Apr 2010

- 239 -

3-(4-fluorobenzoyl)-1,1-dimethyl-8-phenoxy-carbonyloxy-1,2,3,6-tetrahydroazepino[4,5-*b*]indole-5-carboxylic acid ethyl ester;

8-benzyloxycarbonyloxy-3-(4-fluorobenzoyl)-1,1-dimethyl-1,2,3,6-tetrahydroazepino[4,5-*b*]indole-5-carboxylic acid ethyl ester;

5 8-(2-dimethylaminoethoxycarbonyloxy)-3-(4-fluorobenzoyl)-1,1-dimethyl-1,2,3,6-tetrahydroazepino[4,5-*b*]indole-5-carboxylic acid ethyl ester;

8-(*N*-benzylmethylamino)-3-(3,4-difluorobenzoyl)-1,1-dimethyl-1,2,3,6-tetrahydroazepino[4,5-*b*]indole-5-carboxylic acid ethyl ester; and

9-(1-benzyl-3,3-dimethylureido)-3-(4-fluorobenzoyl)-1,1-dimethyl-1,2,3,6-tetrahydroazepino[4,5-*b*]indole-5-carboxylic acid ethyl ester.

46. The compound of claim 1, wherein:

n is 0 or 1;

A is -N(R⁹)-;

R¹ is -C(O)OR¹⁴;

15 R² is hydrogen;

R³ is -C(O)R¹⁰ or -S(O)₂R¹⁰;

R⁴ is hydrogen, optionally substituted alkyl or -C(O)R¹⁸;

R⁵, R⁶ and R⁷ are each independently hydrogen or optionally substituted alkyl;

R⁸ is optionally substituted alkyl, halo or -OR²⁷;

20 R⁹ is hydrogen;

R¹⁰ is optionally substituted heterocyclyl or optionally substituted heteroaryl;

R¹⁸ is optionally substituted alkyl; and

R²⁷ is optionally substituted alkyl.

2003243328 28 Apr 2010

- 240 -

47. The compound of claim 46 selected from the group consisting of the following:

3-(benzo[1,3]dioxole-5-carbonyl)-8-methoxy-1,2,3,6-tetrahydroazepino[4,5-*b*]indole-5-carboxylic acid ethyl ester;

5 3-(benzo[1,3]dioxole-5-carbonyl)-1,2,3,6-tetrahydroazepino[4,5-*b*]indole-5-carboxylic acid ethyl ester;

3-(2,3-dihydro-benzo[1,4]dioxine-6-carbonyl)-1,2,3,6-tetrahydroazepino[4,5-*b*]indole-5-carboxylic acid ethyl ester;

10 3-(4-methyl-2-pyrazin-2-ylthiazole-5-carbonyl)-1,2,3,6-tetrahydroazepino[4,5-*b*]indole-5-carboxylic acid ethyl ester;

3-(2-thiophen-2-ylthiazole-4-carbonyl)-1,2,3,6-tetrahydroazepino[4,5-*b*]indole-5-carboxylic acid ethyl ester;

3-(2-phenylthiazole-4-carbonyl)-1,2,3,6-tetrahydroazepino[4,5-*b*]indole-5-carboxylic acid ethyl ester; and

15 3-(4-methyl-2-phenylthiazole-5-carbonyl)-1,2,3,6-tetrahydroazepino[4,5-*b*]indole-5-carboxylic acid ethyl ester.

48. The compound of claim 1, wherein:

n is 0 or 1;

A is -N(R⁹)-;

20 R¹ is -C(O)OR¹⁴;

R² is hydrogen;

R³ is -C(O)N(R¹¹)R¹²;

R⁴, R⁵, R⁶, R⁷ and R⁹ are each independently hydrogen or optionally substituted alkyl;

25 R⁸ is optionally substituted alkyl, halo or -OR²⁷;

2003243328 28 Apr 2010

- 241 -

R^{11} is hydrogen;

R^{12} is optionally substituted aryl;

R^{14} is optionally substituted alkyl; and

R^{27} is optionally substituted alkyl.

- 5 49. The compound of claim 48 selected from the group consisting of the following:

3-(4-phenoxy-phenylcarbamoyl)-1,2,3,6-tetrahydroazepino[4,5-b]indole-5-carboxylic acid ethyl ester;

10 3-(biphenyl-4-ylcarbamoyl)-1,2,3,6-tetrahydroazepino[4,5-b]indole-5-carboxylic acid ethyl ester; and

3-(3-phenoxy-phenylcarbamoyl)-1,2,3,6-tetrahydroazepino[4,5-b]indole-5-carboxylic acid ethyl ester.

50. The compound of claim 1, wherein:

n is 0;

15 A is $-N(R^9)-$;

R^1 is $-C(O)OR^{14}$;

R^2 is hydrogen;

R^3 is $-C(O)N(R^{11})R^{12}$;

20 R^4 , R^5 , R^6 , R^7 , and R^9 are each independently hydrogen or optionally substituted alkyl;

R^{11} is hydrogen or optionally substituted alkyl;

R^{12} is optionally substituted alkyl, optionally substituted aryl, optionally substituted aralkyl, optionally substituted heterocyclyl or optionally substituted heteroaryl; and

R^{14} is optionally substituted alkyl.

2003243328 28 Apr 2010

- 242 -

51. The compound of claim 50 selected from the group consisting of the following:

3-(3-methylsulfanyl-phenylcarbamoyl)-1,2,3,6-tetrahydroazepino[4,5-*b*]indole-5-carboxylic acid ethyl ester;

5 3-(4-fluorobenzylcarbamoyl)-1,2,3,6-tetrahydroazepino[4,5-*b*]indole-5-carboxylic acid ethyl ester; and

3-benzylcarbamoyl-1,2,3,6-tetrahydroazepino[4,5-*b*]indole-5-carboxylic acid ethyl ester.

52. The compound of claim 1, wherein:

10 n is 0 or 1;

A is $-N(R^9)-$;

R^1 is $-C(O)OR^{14}$;

R^2 is hydrogen;

R^3 is $-C(O)OR^{10}$;

15 R^4 , R^5 , R^6 , R^7 and R^9 are each independently hydrogen or optionally substituted alkyl;

R^8 is optionally substituted alkyl, halo or $-OR^{27}$;

R^{10} is optionally substituted alkyl, optionally substituted aryl or optionally substituted aralkyl;

20 R^{11} is hydrogen or optionally substituted alkyl;

R^{14} is optionally substituted alkyl; and

R^{27} is optionally substituted alkyl.

53. The compound of claim 52 selected from the group consisting of the following:

2003243328 28 Apr 2010

- 243 -

8-methoxy-1,6-dihydro-2*H*-azepino[4,5-*b*]indole-3,5-dicarboxylic acid 5-ethyl ester 3-phenyl ester; and

8-fluoro-1,6-dihydro-2*H*-azepino[4,5-*b*]indole-3,5-dicarboxylic acid 5-ethyl ester 3-phenyl ester.

5 54. The compound of claim 1, wherein:

n is 0 or 1;

A is -N(R⁹)-;

R¹ is -C(O)OR¹⁴;

R² is hydrogen;

10 R³ is -S(O)₂R¹⁰;

R⁴, R⁵, R⁶, R⁷ and R⁹ are independently optionally substituted alkyl or hydrogen;

R⁸ is halo or -OR²⁷;

R¹⁰ is optionally substituted aryl or optionally substituted heteroaryl;

R¹¹ is hydrogen or optionally substituted alkyl;

15 R¹⁴ is optionally substituted alkyl; and

R²⁷ is optionally substituted alkyl.

55. The compound of claim 54 selected from the group consisting of the following:

20 3-(toluene-4-sulfonyl)-1,2,3,6-tetrahydroazepino[4,5-*b*]indole-5-carboxylic acid isopropyl ester;

3-(4-chloro-benzenesulfonyl)-1,2,3,6-tetrahydroazepino[4,5-*b*]indole-5-carboxylic acid isopropyl ester;

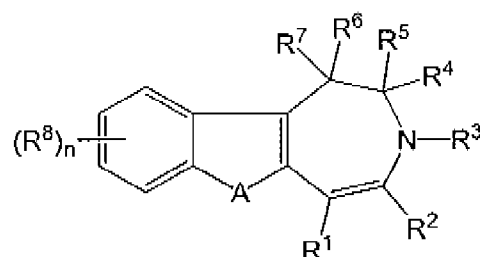
3-(4-methoxy-benzenesulfonyl)-1,2,3,6-tetrahydroazepino[4,5-*b*]indole-5-carboxylic acid isopropyl ester;

3-(3,4-dimethoxy-benzenesulfonyl)-1,2,3,6-tetrahydroazepino[4,5-b]indole-5-carboxylic acid isopropyl ester; and

3-(4-trifluoromethoxy-benzenesulfonyl)-1,2,3,6-tetrahydroazepino[4,5-b]indole-5-carboxylic acid isopropyl ester.

5 56. A pharmaceutical composition, comprising a pharmaceutically acceptable carrier and a compound of any one of claims 1 to 55.

57. A method of treating or ameliorating one or more symptoms of a disease or disorder in which farnesoid X receptor activity is implicated, selected from hyperlipidemia, hypercholesterolemia, hypertriglyceridemia, dyslipidemia, lipodystrophy, atherosclerosis, atherosclerotic disease, atherosclerotic cardiovascular disease, Syndrome X, diabetes mellitus, type II diabetes, insulin insensitivity, hyperglycemia, cholestasis and obesity, comprising administering to a subject in need thereof an effective amount of a compound having a formula:



15 or a pharmaceutically acceptable derivative selected from the group consisting of salts, esters, enol ethers, enol esters, acetals, ketals, orthoesters, hemiacetals, hemiketals, acids, bases, solvates, and hydrates thereof, wherein:

n is 0 to 4;

A is $-N(R^9)-$, $-O-$ or $-S(O)_t-$ (where t is 0 to 2);

20 R^1 and R^2 are each independently selected from a group consisting of hydrogen, optionally substituted alkyl, optionally substituted alkenyl, optionally substituted alkynyl, optionally substituted aryl, optionally substituted heteroaryl, optionally substituted cycloalkyl, optionally substituted heterocyclyl, optionally substituted aralkyl, optionally substituted heteroaralkyl, $-OR^{14}$, $-SR^{14}$, $-N(R^{15})R^{16}$, $-N(R^{15})S(O)_2R^{14}$, $-N(R^{17})N(R^{15})R^{16}$,

2003243328 04 Jun 2010

- 245 -

-N(R¹⁷)N(R¹⁵)S(O)₂R⁴³, -C(O)R¹⁸, -C(O)OR¹⁴, -C(S)OR¹⁴, -C(O)SR¹⁴, -C(O)N(R¹⁵)R¹⁶, -C(O)N(R¹⁵)S(O)₂R⁴³, -C(O)N(R¹⁵)N=R¹⁶, -C(O)N(R¹⁷)N(R¹⁵)R¹⁶, and -C(O)N(R¹⁷)N(R¹⁵)S(O)₂R⁴³, provided that when A is O, R² is not -C(O)OR¹⁴, wherein R¹⁴ is optionally substituted alkyl; or

R¹ and R², together with the atom to which they are attached, form an optionally substituted cycloalkenyl, optionally substituted heterocyclyl, optionally substituted aryl, or optionally substituted heteroaryl ring;

R³ is hydrogen, optionally substituted alkyl, optionally substituted alkenyl, optionally substituted alkynyl, optionally substituted cycloalkyl, optionally substituted aryl, optionally substituted aralkyl, optionally substituted heteroaryl, optionally substituted heterocyclyl, optionally substituted heteroaralkyl, -C(O)R¹⁰, -C(O)OR¹⁰, -S(O)₂R¹⁰, -C(O)N(R¹¹)R¹², -C(O)N(R¹¹)S(O)₂R⁴³, -C(O)N(R¹³)N(R¹¹)R¹², -C(O)N(R¹³)N(R¹¹)S(O)₂R⁴³, -N(R¹³)C(O)R¹⁰, -N(R¹³)C(O)N(R¹¹)R¹², -N(R¹³)C(O)N(R¹¹)S(O)₂R⁴³, -N(R¹⁰)C(O)N(R¹³)N(R¹¹)R¹², -N(R¹⁰)C(O)N(R¹³)N(R¹¹)S(O)₂R⁴³, -N(R¹³)C(O)OR¹⁰, -P(O)OR¹⁰, or -P(O)(OR¹⁹)OR¹²;

R⁴, R⁵, R⁶ and R⁷ are each independently selected from a group consisting of hydrogen, optionally substituted alkyl, optionally substituted alkenyl, optionally substituted alkynyl, optionally substituted aryl, optionally substituted heteroaryl, optionally substituted cycloalkyl, optionally substituted heterocyclyl, optionally substituted aralkyl, optionally substituted heteroaralkyl, -OR¹⁴, -SR¹⁴, -S(O)₂R¹⁴, -N(R¹⁵)R¹⁶, -N(R¹⁵)S(O)₂R⁴³, -C(O)R¹⁸, -C(O)OR²⁰, -C(O)N(R²¹)R²², -C(O)N(R²¹)S(O)₂R⁴³, C(O)N(R⁴²)N(R²¹)R²², and -C(O)N(R⁴²)N(R²¹)S(O)₂R⁴³; or

R⁴ and R⁵, or R⁴ and R⁶, or R⁴ and R⁷, or R⁵ and R⁶, or R⁵ and R⁷, or R⁶ and R⁷, together with the carbon atom to which they are attached, form an optionally substituted cycloalkyl, optionally substituted heterocyclyl, an optionally substituted cycloalkenyl ring, or together form a double bond and the others of R⁴, R⁵, R⁶ and R⁷ are as described above; or R⁶ and R⁷ together form an oxo, thioxo, optionally substituted imine, optionally substituted oxime or an optionally substituted hydrazone, or R⁶ and R⁷, together with the carbon atom to which they are attached, form an optionally substituted exocyclic double bond, and R⁴ and R⁵ are as described above;

2003243328 28 Apr 2010

- 246 -

R^8 is each independently selected from the group consisting of optionally substituted alkyl, optionally substituted alkenyl, optionally substituted alkynyl, optionally substituted aryl, optionally substituted heteroaryl, optionally substituted cycloalkyl, optionally substituted heterocyclyl, halo, pseudohalo, nitro, $-C(O)OR^{23}$, $-C(O)N(R^{24})R^{25}$,
 5 $-C(O)N(R^{24})S(O)_2R^{43}$, $-C(O)R^{26}$, $-OR^{27}$, $-SR^{27}$, $-C(S)OR^{23}$, $-C(O)SR^{23}$, $-N(R^{28})R^{29}$, and $-N(R^{28})S(O)_2R^{43}$, or

two adjacent R^8 groups, together with the carbons to which they are attached, form an optionally substituted aryl, optionally substituted cycloalkenyl, optionally substituted heterocyclyl or optionally substituted heteroaryl;

10 R^9 is hydrogen, optionally substituted alkyl, $-C(O)R^{10}$ or $-S(O)_2R^{43}$;

R^{10} , R^{11} , R^{12} , R^{13} and R^{19} are selected as in (a) or (b) as follows: (a) R^{10} , R^{11} , R^{12} , R^{13} and R^{19} each independently hydrogen, optionally substituted alkyl, optionally substituted alkenyl, optionally substituted alkynyl, optionally substituted cycloalkyl, optionally substituted aryl, optionally substituted aralkyl, optionally substituted
 15 heterocyclyl, optionally substituted heteroaryl, or optionally substituted heteroaralkyl; or (b) R^{11} and R^{12} or R^{12} and R^{19} , together with the atoms to which they are attached, form an optionally substituted heterocyclyl ring or an optionally substituted heteroaryl ring; and the others of R^{10} , R^{11} , R^{12} , R^{13} and R^{19} are selected as in (a), above;

R^{14} , R^{15} , R^{16} , R^{17} and R^{18} are selected as in (a) or (b) as follows: (a) R^{14} , R^{15} , R^{16} , R^{17} and R^{18} are each independently hydrogen, optionally substituted alkyl, optionally substituted alkenyl, optionally substituted alkynyl, optionally substituted cycloalkyl, optionally substituted aryl, optionally substituted aralkyl, optionally substituted
 20 heterocyclyl, optionally substituted heteroaryl, or optionally substituted heteroaralkyl; or (b) R^{15} and R^{16} , together with the nitrogen atom to which they are attached, form an
 25 optionally substituted heterocyclyl ring, or an optionally substituted heteroaryl ring, and the others of R^{14} , R^{15} , R^{16} , R^{17} and R^{18} are selected as in (a) above,

R^{20} , R^{21} , R^{22} and R^{42} are selected as in (a) or (b) as follows: (a) R^{20} , R^{21} , R^{22} and R^{42} are each independently hydrogen, optionally substituted alkyl, optionally substituted alkenyl, optionally substituted alkynyl, optionally substituted cycloalkyl, optionally

2003243328 28 Apr 2010

- 247 -

substituted aryl, optionally substituted aralkyl, optionally substituted heterocyclyl, optionally substituted heteroaryl, or optionally substituted heteroaralkyl; or (b) R^{21} and R^{22} , together with the nitrogen atom to which they are attached, form an optionally substituted heterocyclyl ring, or an optionally substituted heteroaryl ring, and the others of R^{20} , R^{21} ,

5 R^{22} and R^{42} are selected as in (a), above;

R^{23} , R^{24} , R^{25} and R^{26} are selected as in (a) or (b) as follows: (a) R^{23} , R^{24} , R^{25} and R^{26} are each independently hydrogen, optionally substituted alkyl, optionally substituted alkenyl, optionally substituted alkynyl, optionally substituted cycloalkyl, optionally substituted aryl, optionally substituted aralkyl, optionally substituted heterocyclyl,

10 optionally substituted heteroaryl, or optionally substituted heteroaralkyl; or (b) R^{24} and R^{25} , together with the nitrogen atom to which they are attached, form an optionally substituted heterocyclyl or an optionally substituted heteroaryl ring, and the others of R^{23} , R^{24} , R^{25} and R^{26} are selected as in (a) above;

R^{27} , R^{28} and R^{29} are selected as in (a) or (b) as follows: (a) R^{27} , R^{28} and R^{29} are each
15 independently hydrogen, optionally substituted alkyl, optionally substituted alkenyl, optionally substituted alkynyl, optionally substituted aryl, optionally substituted aralkyl, optionally substituted heteroaryl, optionally substituted heteroaralkyl, $-C(O)R^{30}$, $-C(O)OR^{31}$, $-C(O)N(R^{32})R^{33}$, $-C(O)N(R^{32})S(O)_2R^{43}$, $-C(O)SR^{31}$, $-C(S)OR^{31}$, or $-C(S)N(R^{32})R^{33}$; or (b) R^{28} and R^{29} together with the nitrogen atom to which they are
20 attached, form an optionally substituted heterocyclyl or an optionally substituted heteroaryl ring, and the others of R^{27} , R^{28} and R^{29} are selected as in (a) above;

R^{30} is hydrogen, optionally substituted alkyl, optionally substituted alkenyl, optionally substituted alkynyl, optionally substituted cycloalkyl, optionally substituted aryl, optionally substituted aralkyl, optionally substituted heterocyclyl, optionally substituted heteroaryl, or optionally substituted heteroaralkyl;
25

R^{31} is optionally substituted alkyl, optionally substituted alkenyl, optionally substituted alkynyl, optionally substituted cycloalkyl, optionally substituted aryl, optionally substituted aralkyl, optionally substituted heterocyclyl, optionally substituted heteroaryl, or optionally substituted heteroaralkyl;

2003243328 28 Apr 2010

- 248 -

R^{32} and R^{33} are selected as in (a) or (b) as follows: (a) R^{32} and R^{33} are each independently hydrogen, optionally substituted alkyl, optionally substituted alkenyl, optionally substituted alkynyl, optionally substituted cycloalkyl, optionally substituted aryl, optionally substituted aralkyl, optionally substituted heterocyclyl, optionally substituted heteroaryl, or optionally substituted heteroaralkyl; or (b) R^{32} and R^{33} , together with the nitrogen atom to which they are attached, form an optionally substituted heterocyclyl or an optionally substituted heteroaryl ring;

R^{43} is optionally substituted alkyl, optionally substituted alkenyl, optionally substituted alkynyl, optionally substituted cycloalkyl, optionally substituted aryl, optionally substituted aralkyl, optionally substituted heterocyclyl, optionally substituted heteroaryl, or optionally substituted heteroaralkyl;

each of R^1 - R^{33} , R^{42} and R^{43} , when substituted, are substituted with one or more substituents, each independently selected from Q^1 ;

Q^1 is halo, pseudohalo, hydroxy, oxo, thia, nitro, formyl, mercapto, hydroxycarbonyl, hydroxycarbonylalkyl, alkyl, haloalkyl, polyhaloalkyl, diaminoalkyl, alkenyl containing 1 to 2 double bonds, alkynyl containing 1 to 2 triple bonds, cycloalkyl, cycloalkylalkyl, heterocyclyl, heterocyclylalkyl, aryl, heteroaryl, aralkyl, aralkenyl, aralkynyl, heteroarylalkyl, trialkylsilyl, dialkylarylsilyl, alkyl diarylsilyl, triarylsilyl, alkylidene, arylalkylidene, alkylcarbonyl, cycloalkylcarbonyl, heterocyclylcarbonyl, arylcarbonyl, heteroarylcarbonyl, alkoxycarbonyl, alkoxycarbonylalkyl, aryloxy carbonyl, aryloxy carbonylalkyl, aralkoxycarbonyl, aralkoxycarbonylalkyl, arylcarbonylalkyl, aminocarbonyl, alkylaminocarbonyl, dialkylaminocarbonyl, arylaminocarbonyl, diarylaminocarbonyl, arylalkylaminocarbonyl, alkoxy, aryloxy, heteroaryloxy, heteroaralkoxy, heterocyclyloxy, cycloalkoxy, perfluoroalkoxy, alkenyloxy, alkynyloxy, aralkoxy, alkylcarbonyloxy, arylcarbonyloxy, aralkylcarbonyloxy, alkoxycarbonyloxy, aryloxy carbonyloxy, aralkoxycarbonyloxy, aminocarbonyloxy, alkylaminocarbonyloxy, dialkylaminocarbonyloxy, alkylarylaminocarbonyloxy, diarylaminocarbonyloxy, cycloalkylcarbonyloxy, heterocyclylcarbonyloxy, heteroarylcarbonyloxy, heteroaralkylcarbonyloxy, guanidino, isothioureido, amidino, alkylamidino, cycloalkylamidino, heterocyclylamidino, heterocyclylalkylamidino, arylamidino,

2003243328 28 Apr 2010

- 249 -

- aralkylamidino, heteroarylamidino, heteroaralkylamidino, aminothiocarbonyl, alkylaminothiocarbonyl, arylaminothiocarbonyl, amino, aminoalkyl, alkylaminoalkyl, dialkylaminoalkyl, arylaminoalkyl, diarylaminoalkyl, alkylarylaminoalkyl, alkylamino, dialkylamino, haloalkylamino, cycloalkylamino, heterocyclylamino,
- 5 heterocyclylalkylamino, arylamino, heteroarylamino, aralkylamino, heteroaralkylamino, diarylamino, alkylarylamino, alkylcarbonylamino, alkoxy carbonylamino, aralkoxy carbonylamino, arylcarbonylamino, arylcarbonylaminoalkyl, aryloxy carbonylaminoalkyl, aryloxy arylcarbonylamino, aryloxy carbonylamino, alkylsulfonylamino, arylsulfonylamino, heteroarylsulfonylamino,
- 10 heterocyclylsulfonylamino, heteroarylthio, azido, $-P(R^{37})_2$, $-P(O)(R^{37})_2$, $-OP(O)(R^{37})_2$, $-N(R^{38})C(O)R^{39}$, dialkylphosphonyl, alkylarylphosphonyl, diarylphosphonyl, hydroxyphosphonyl, alkylthio, cycloalkylthio, heterocyclylalkylthio, arylthio, aralkylthio, heteroaralkylthio, perfluoroalkylthio, hydroxycarbonylalkylthio, thiocyano, isothiocyano, alkylsulfinyloxy, alkylsulfonyloxy, arylsulfinyloxy, arylsulfonyloxy, hydroxysulfonyloxy,
- 15 alkoxy sulfonyloxy, aminosulfonyloxy, alkylaminosulfonyloxy, dialkylaminosulfonyloxy, arylaminosulfonyloxy, diarylamino sulfonyloxy, alkylarylamino sulfonyloxy, $-SO_2F$ when Q^1 is on R^{10} or when Q^1 is on the aryl group of R^3 when R^3 is $-C(O)(aryl)$, alkylsulfinyl, alkylsulfonyl, arylsulfinyl, arylsulfonyl, hydroxysulfonyl, alkoxy sulfonyl, aminosulfonyl, alkylaminosulfonyl, dialkylaminosulfonyl, arylaminosulfonyl, diarylamino sulfonyl, or
- 20 alkylarylamino sulfonyl; or

two Q^1 groups, which substituted atoms in a 1,2 or 1,3 arrangement, together form alkylene, oxaalkylene, alkylenedioxy, thioalkylenoxy or alkylenedithioxy; or

two Q^1 groups, which substitute the same atom, together form alkylene;

each Q^1 is independently unsubstituted or substituted with one or more substituents

- 25 each independently selected from Q^2 ;

- each Q^2 is independently halo, pseudohalo, hydroxy, oxo, thia, nitro, formyl, mercapto, hydroxycarbonyl, hydroxycarbonylalkyl, alkyl, haloalkyl, polyhaloalkyl, diaminoalkyl, alkenyl containing 1 to 2 double bonds, alkynyl containing 1 to 2 triple bonds, cycloalkyl, cycloalkylalkyl, heterocyclyl, heterocyclylalkyl, aryl, heteroaryl,
- 30 aralkyl, aralkenyl, aralkynyl, heteroarylalkyl, trialkylsilyl, dialkylarylsilyl, alkyl diarylsilyl,

2003243328 28 Apr 2010

- 250 -

- triarylsilyl, alkylidene, arylalkylidene, alkylcarbonyl, cycloalkylcarbonyl, heterocyclylcarbonyl, arylcarbonyl, heteroarylcarbonyl, alkoxycarbonyl, alkoxycarbonylalkyl, aryloxy carbonyl, aryloxy carbonylalkyl, aralkoxycarbonyl, aralkoxycarbonylalkyl, arylcarbonylalkyl, aminocarbonyl, alkylaminocarbonyl, 5 dialkylaminocarbonyl, arylaminocarbonyl, diarylaminocarbonyl, arylalkylaminocarbonyl, heteroaryloxy, heteroaralkoxy, heterocyclyloxy, cycloalkoxy, perfluoroalkoxy, alkenyloxy, alkynyloxy, aralkoxy, alkylcarbonyloxy, arylcarbonyloxy, aralkylcarbonyloxy, alkoxycarbonyloxy, aryloxy carbonyloxy, aralkoxycarbonyloxy, aminocarbonyloxy, alkylaminocarbonyloxy, dialkylaminocarbonyloxy, alkylarylaminocarbonyloxy, 10 diarylaminocarbonyloxy, guanidino, isothioureido, amidino, alkylamidino, arylamidino, aminothiocarbonyl, alkylaminothiocarbonyl, arylaminothiocarbonyl, amino, aminoalkyl, alkylaminoalkyl, dialkylaminoalkyl, arylaminoalkyl, diarylaminoalkyl, alkylarylaminalkyl, alkylamino, dialkylamino, haloalkylamino, arylamino, diarylamino, alkylarylamino, alkylcarbonylamino, alkoxycarbonylamino, aralkoxycarbonylamino, 15 arylcarbonylamino, arylcarbonylaminoalkyl, aryloxy carbonylaminoalkyl, aryloxyarylcarbonylamino, aryloxy carbonylamino, alkylsulfonylamino, arylsulfonylamino, heteroarylsulfonylamino, heterocyclylsulfonylamino, heteroarylthio, azido, $-P(R^{37})_2$, $-P(O)(R^{37})_2$, $-OP(O)(R^{37})_2$, $-N(R^{38})C(O)R^{39}$, dialkylphosphonyl, alkylarylphosphonyl, diarylphosphonyl, hydroxyphosphonyl, alkylthio, arylthio, perfluoroalkylthio, 20 hydroxycarbonylalkylthio, thiocyno, isothiocyano, alkylsulfinyloxy, alkylsulfonyloxy, arylsulfinyloxy, arylsulfonyloxy, hydroxysulfonyloxy, alkoxysulfonyloxy, aminosulfonyloxy, alkylaminosulfonyloxy, dialkylaminosulfonyloxy, arylaminosulfonyloxy, diarylaminosulfonyloxy, alkylarylaminosulfonyloxy, alkylsulfinyl, alkylsulfonyl, arylsulfinyl, arylsulfonyl, hydroxysulfonyl, alkoxysulfonyl, aminosulfonyl, 25 alkylaminosulfonyl, dialkylaminosulfonyl, arylaminosulfonyl, diarylaminosulfonyl, or alkylarylaminosulfonyl; or

two Q^2 groups, which substitute atoms in a 1,2 or 1,3 arrangement, together form alkylene, oxaalkylene, alkylenedioxy, thioalkylenoxy or alkylenedithioxy; or

two Q^2 groups, which substitute the same atom, together form alkylene,

- 30 R^{37} is hydroxy, alkoxy, aralkoxy, alkyl, heteroaryl, heterocyclyl, aryl or $-NR^{40}R^{41}$;

2003243328 28 Apr 2010

- 251 -

R^{38} is hydrogen, alkyl, aryl, aralkyl, heteroaryl, heteroaralkyl, heterocyclyl or heterocyclalkyl; and

R^{39} is alkoxy, aralkoxy, alkyl, heteroaryl, heterocyclyl, aryl or $-N(R^{40})R^{41}$; and

R^{40} and R^{41} are each independently hydrogen, alkyl, aralkyl, aryl, heteroaryl,
5 heteroaralkyl or heterocyclyl, or

R^{40} and R^{41} together form alkylene, azaalkylene, oxaalkylene or thiaalkylene.

58. The method of claim 57, wherein the disease or disorder is selected from the group consisting of hyperlipidemia, hypertriglyceridemia, hypercholesterolemia and dyslipidemia.

10 59. The method of claim 57, wherein the disease or disorder is selected from the group consisting of atherosclerosis, atherosclerotic disease, and atherosclerotic cardiovascular disease.

60. The method of claim 57, wherein the disease or disorder is selected from the group consisting of Syndrome X, diabetes mellitus, type II diabetes, insulin
15 insensitivity and hyperglycemia.

61. The method of claim 57, wherein the disease or disorder is hyperlipidemia.

62. The method of claim 57, wherein the disease or disorder is hypertriglyceridemia.

63. The method of claim 57, wherein the disease or disorder is
20 hypercholesterolemia.

64. The method of claim 57, wherein the disease or disorder is obesity.

65. The method of claim 57, wherein the disease or disorder is cholestasis.

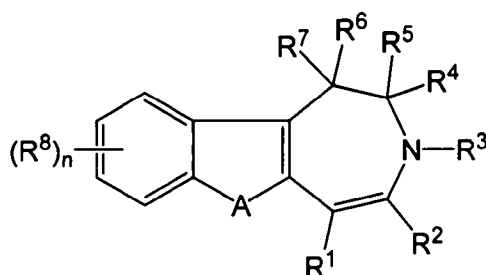
66. The method of claim 57, wherein the compound is a farnesoid X receptor agonist, partial agonist, partial antagonist or antagonist.

25 67. A method of reducing the risk of occurrence of, or complications arising from, hyperlipidemia, hypercholesterolemia, hypertriglyceridemia, dyslipidemia,

2003243328 04 Jun 2010

- 252 -

lipodystrophy, atherosclerosis, atherosclerotic disease, atherosclerotic cardiovascular disease, Syndrome X, diabetes mellitus, type II diabetes, insulin insensitivity, hyperglycemia, cholestasis and obesity in a subject, comprising administering an effective amount of a compound having a formula:



or a pharmaceutically acceptable derivative selected from the group consisting of salts, esters, enol ethers, enol esters, acetals, ketals, orthoesters, hemiacetals, hemiketals, acids, bases, solvates, and hydrates thereof, wherein:

n is 0 to 4;

A is $-N(R^9)-$, $-O-$ or $-S(O)_t-$ (where t is 0 to 2);

R^1 and R^2 are each independently selected from a group consisting of hydrogen, optionally substituted alkyl, optionally substituted alkenyl, optionally substituted alkynyl, optionally substituted aryl, optionally substituted heteroaryl, optionally substituted cycloalkyl, optionally substituted heterocyclyl, optionally substituted aralkyl, optionally substituted heteroaralkyl, $-OR^{14}$, $-SR^{14}$, $-N(R^{15})R^{16}$, $-N(R^{15})S(O)_2R^{43}$, $-N(R^{17})N(R^{15})R^{16}$, $-N(R^{17})N(R^{15})S(O)_2R^{43}$, $-C(O)R^{18}$, $-C(O)OR^{14}$, $-C(S)OR^{14}$, $-C(O)SR^{14}$, $-C(O)N(R^{15})R^{16}$, $-C(O)N(R^{15})S(O)_2R^{43}$, $-C(O)N(R^{15})N=R^{16}$, $-C(O)N(R^{17})N(R^{15})R^{16}$, and $-C(O)N(R^{17})N(R^{15})S(O)_2R^{43}$, provided that when A is O , R^2 is not $-C(O)OR^{14}$, wherein R^{14} is optionally substituted alkyl; or

R^1 and R^2 , together with the atom to which they are attached, form an optionally substituted cycloalkenyl, optionally substituted heterocyclyl, optionally substituted aryl, or optionally substituted heteroaryl ring;

R^3 is hydrogen, optionally substituted alkyl, optionally substituted alkenyl, optionally substituted alkynyl, optionally substituted cycloalkyl, optionally substituted

2003243328 28 Apr 2010

- 253 -

aryl, optionally substituted aralkyl, optionally substituted heteroaryl, optionally substituted heterocyclyl, optionally substituted heteroaralkyl, $-\text{C}(\text{O})\text{R}^{10}$, $-\text{C}(\text{O})\text{OR}^{10}$, $-\text{S}(\text{O})_2\text{R}^{10}$, $-\text{C}(\text{O})\text{N}(\text{R}^{11})\text{R}^{12}$, $-\text{C}(\text{O})\text{N}(\text{R}^{11})\text{S}(\text{O})_2\text{R}^{43}$, $-\text{C}(\text{O})\text{N}(\text{R}^{13})\text{N}(\text{R}^{11})\text{R}^{12}$, $-\text{C}(\text{O})\text{N}(\text{R}^{13})\text{N}(\text{R}^{11})\text{S}(\text{O})_2\text{R}^{43}$, $-\text{N}(\text{R}^{13})\text{C}(\text{O})\text{R}^{10}$, $-\text{N}(\text{R}^{13})\text{C}(\text{O})\text{N}(\text{R}^{11})\text{R}^{12}$,
 5 $-\text{N}(\text{R}^{13})\text{C}(\text{O})\text{N}(\text{R}^{11})\text{S}(\text{O})_2\text{R}^{43}$, $-\text{N}(\text{R}^{10})\text{C}(\text{O})\text{N}(\text{R}^{13})\text{N}(\text{R}^{11})\text{R}^{12}$, $-\text{N}(\text{R}^{10})\text{C}(\text{O})\text{N}(\text{R}^{13})\text{N}(\text{R}^{11})\text{S}(\text{O})_2\text{R}^{43}$, $-\text{N}(\text{R}^{13})\text{C}(\text{O})\text{OR}^{10}$, $-\text{P}(\text{O})\text{OR}^{10}$, or $-\text{P}(\text{O})(\text{OR}^{19})\text{OR}^{12}$;

R^4 , R^5 , R^6 and R^7 are each independently selected from a group consisting of hydrogen, optionally substituted alkyl, optionally substituted alkenyl, optionally substituted alkynyl, optionally substituted aryl, optionally substituted heteroaryl, optionally substituted cycloalkyl, optionally substituted heterocyclyl, optionally substituted aralkyl, optionally substituted heteroaralkyl, $-\text{OR}^{14}$, $-\text{SR}^{14}$, $-\text{S}(\text{O})_2\text{R}^{14}$, $-\text{N}(\text{R}^{15})\text{R}^{16}$, $-\text{N}(\text{R}^{15})\text{S}(\text{O})_2\text{R}^{43}$, $-\text{C}(\text{O})\text{R}^{18}$, $-\text{C}(\text{O})\text{OR}^{20}$, $-\text{C}(\text{O})\text{N}(\text{R}^{21})\text{R}^{22}$, $-\text{C}(\text{O})\text{N}(\text{R}^{21})\text{S}(\text{O})_2\text{R}^{43}$, $\text{C}(\text{O})\text{N}(\text{R}^{42})\text{N}(\text{R}^{21})\text{R}^{22}$, and $-\text{C}(\text{O})\text{N}(\text{R}^{42})\text{N}(\text{R}^{21})\text{S}(\text{O})_2\text{R}^{43}$; or

R^4 and R^5 , or R^4 and R^6 , or R^4 and R^7 , or R^5 and R^6 , or R^5 and R^7 , or R^6 and R^7 ,
 15 together with the carbon atom to which they are attached, form an optionally substituted cycloalkyl, optionally substituted heterocyclyl, an optionally substituted cycloalkenyl ring, or together form a double bond and the others of R^4 , R^5 , R^6 and R^7 are as described above; or R^6 and R^7 together form an oxo, thioxo, optionally substituted imine, optionally substituted oxime or an optionally substituted hydrazone, or R^6 and R^7 , together with the
 20 carbon atom to which they are attached, form an optionally substituted exocyclic double bond, and R^4 and R^5 are as described above;

R^8 is each independently selected from the group consisting of optionally substituted alkyl, optionally substituted alkenyl, optionally substituted alkynyl, optionally substituted aryl, optionally substituted heteroaryl, optionally substituted cycloalkyl, optionally substituted heterocyclyl, halo, pseudohalo, nitro, $-\text{C}(\text{O})\text{OR}^{23}$, $-\text{C}(\text{O})\text{N}(\text{R}^{24})\text{R}^{25}$, $-\text{C}(\text{O})\text{N}(\text{R}^{24})\text{S}(\text{O})_2\text{R}^{43}$, $-\text{C}(\text{O})\text{R}^{26}$, $-\text{OR}^{27}$, $-\text{SR}^{27}$, $-\text{C}(\text{S})\text{OR}^{23}$, $-\text{C}(\text{O})\text{SR}^{23}$, $-\text{N}(\text{R}^{28})\text{R}^{29}$, and $-\text{N}(\text{R}^{28})\text{S}(\text{O})_2\text{R}^{43}$; or

two adjacent R^8 groups, together with the carbons to which they are attached, form an optionally substituted aryl, optionally substituted cycloalkenyl, optionally substituted
 30 heterocyclyl or optionally substituted heteroaryl;

2003243328 28 Apr 2010

- 254 -

R^9 is hydrogen, optionally substituted alkyl, $-C(O)R^{10}$ or $-S(O)_2R^{43}$;

R^{10} , R^{11} , R^{12} , R^{13} and R^{19} are selected as in (a) or (b) as follows: (a) R^{10} , R^{11} , R^{12} , R^{13} and R^{19} each independently hydrogen, optionally substituted alkyl, optionally substituted alkenyl, optionally substituted alkynyl, optionally substituted cycloalkyl, optionally substituted aryl, optionally substituted aralkyl, optionally substituted heterocyclyl, optionally substituted heteroaryl, or optionally substituted heteroaralkyl; or (b) R^{11} and R^{12} or R^{12} and R^{19} , together with the atoms to which they are attached, form an optionally substituted heterocyclyl ring or an optionally substituted heteroaryl ring; and the others of R^{10} , R^{11} , R^{12} , R^{13} and R^{19} are selected as in (a), above;

R^{14} , R^{15} , R^{16} , R^{17} and R^{18} are selected as in (a) or (b) as follows: (a) R^{14} , R^{15} , R^{16} , R^{17} and R^{18} are each independently hydrogen, optionally substituted alkyl, optionally substituted alkenyl, optionally substituted alkynyl, optionally substituted cycloalkyl, optionally substituted aryl, optionally substituted aralkyl, optionally substituted heterocyclyl, optionally substituted heteroaryl, or optionally substituted heteroaralkyl; or (b) R^{15} and R^{16} , together with the nitrogen atom to which they are attached, form an optionally substituted heterocyclyl ring, or an optionally substituted heteroaryl ring, and the others of R^{14} , R^{15} , R^{16} , R^{17} and R^{18} are selected as in (a) above,

R^{20} , R^{21} , R^{22} and R^{42} are selected as in (a) or (b) as follows: (a) R^{20} , R^{21} , R^{22} and R^{42} are each independently hydrogen, optionally substituted alkyl, optionally substituted alkenyl, optionally substituted alkynyl, optionally substituted cycloalkyl, optionally substituted aryl, optionally substituted aralkyl, optionally substituted heterocyclyl, optionally substituted heteroaryl, or optionally substituted heteroaralkyl; or (b) R^{21} and R^{22} , together with the nitrogen atom to which they are attached, form an optionally substituted heterocyclyl ring, or an optionally substituted heteroaryl ring, and the others of R^{20} , R^{21} , R^{22} and R^{42} are selected as in (a), above;

R^{23} , R^{24} , R^{25} and R^{26} are selected as in (a) or (b) as follows: (a) R^{23} , R^{24} , R^{25} and R^{26} are each independently hydrogen, optionally substituted alkyl, optionally substituted alkenyl, optionally substituted alkynyl, optionally substituted cycloalkyl, optionally substituted aryl, optionally substituted aralkyl, optionally substituted heterocyclyl, optionally substituted heteroaryl, or optionally substituted heteroaralkyl; or (b) R^{24} and R^{25} ,

2003243328 28 Apr 2010

- 255 -

together with the nitrogen atom to which they are attached, form an optionally substituted heterocyclyl or an optionally substituted heteroaryl ring, and the others of R^{23} , R^{24} , R^{25} and R^{26} are selected as in (a) above;

R^{27} , R^{28} and R^{29} are selected as in (a) or (b) as follows: (a) R^{27} , R^{28} and R^{29} are each
 5 independently hydrogen, optionally substituted alkyl, optionally substituted alkenyl, optionally substituted alkynyl, optionally substituted aryl, optionally substituted aralkyl, optionally substituted heteroaryl, optionally substituted heteroaralkyl, $-C(O)R^{30}$, $-C(O)OR^{31}$, $-C(O)N(R^{32})R^{33}$, $-C(O)N(R^{32})S(O)_2R^{43}$, $-C(O)SR^{31}$, $-C(S)OR^{31}$, or $-C(S)N(R^{32})R^{33}$; or (b) R^{28} and R^{29} together with the nitrogen atom to which they are
 10 attached, form an optionally substituted heterocyclyl or an optionally substituted heteroaryl ring, and the others of R^{27} , R^{28} and R^{29} are selected as in (a) above;

R^{30} is hydrogen, optionally substituted alkyl, optionally substituted alkenyl, optionally substituted alkynyl, optionally substituted cycloalkyl, optionally substituted aryl, optionally substituted aralkyl, optionally substituted heterocyclyl, optionally substituted heteroaryl, or optionally substituted heteroaralkyl;
 15

R^{31} is optionally substituted alkyl, optionally substituted alkenyl, optionally substituted alkynyl, optionally substituted cycloalkyl, optionally substituted aryl, optionally substituted aralkyl, optionally substituted heterocyclyl, optionally substituted heteroaryl, or optionally substituted heteroaralkyl;

R^{32} and R^{33} are selected as in (a) or (b) as follows: (a) R^{32} and R^{33} are each
 20 independently hydrogen, optionally substituted alkyl, optionally substituted alkenyl, optionally substituted alkynyl, optionally substituted cycloalkyl, optionally substituted aryl, optionally substituted aralkyl, optionally substituted heterocyclyl, optionally substituted heteroaryl, or optionally substituted heteroaralkyl; or (b) R^{32} and R^{33} , together
 25 with the nitrogen atom to which they are attached, form an optionally substituted heterocyclyl or an optionally substituted heteroaryl ring;

R^{43} is optionally substituted alkyl, optionally substituted alkenyl, optionally substituted alkynyl, optionally substituted cycloalkyl, optionally substituted aryl,

2003243328 28 Apr 2010

- 256 -

optionally substituted aralkyl, optionally substituted heterocyclyl, optionally substituted heteroaryl, or optionally substituted heteroaralkyl;

each of R^1 - R^{33} , R^{42} and R^{43} , when substituted, are substituted with one or more substituents, each independently selected from Q^1 ;

- 5 Q^1 is halo, pseudohalo, hydroxy, oxo, thia, nitro, formyl, mercapto, hydroxycarbonyl, hydroxycarbonylalkyl, alkyl, haloalkyl, polyhaloalkyl, diaminoalkyl, alkenyl containing 1 to 2 double bonds, alkynyl containing 1 to 2 triple bonds, cycloalkyl, cycloalkylalkyl, heterocyclyl, heterocyclylalkyl, aryl, heteroaryl, aralkyl, aralkenyl, aralkynyl, heteroarylalkyl, trialkylsilyl, dialkylarylsilyl, alkyl diarylsilyl, triarylsilyl,
- 10 alkylidene, arylalkylidene, alkylcarbonyl, cycloalkylcarbonyl, heterocyclylcarbonyl, arylcarbonyl, heteroarylcarbonyl, alkoxycarbonyl, alkoxycarbonylalkyl, aryloxy carbonyl, aryloxy carbonylalkyl, aralkoxycarbonyl, aralkoxycarbonylalkyl, arylcarbonylalkyl, aminocarbonyl, alkylaminocarbonyl, dialkylaminocarbonyl, arylaminocarbonyl, diarylaminocarbonyl, arylalkylaminocarbonyl, alkoxy, aryloxy, heteroaryloxy,
- 15 heteroaralkoxy, heterocyclyloxy, cycloalkoxy, perfluoroalkoxy, alkenyloxy, alkynyloxy, aralkoxy, alkylcarbonyloxy, arylcarbonyloxy, aralkylcarbonyloxy, alkoxycarbonyloxy, aryloxy carbonyloxy, aralkoxycarbonyloxy, aminocarbonyloxy, alkylaminocarbonyloxy, dialkylaminocarbonyloxy, alkylarylaminocarbonyloxy, diarylaminocarbonyloxy, cycloalkylcarbonyloxy, heterocyclylcarbonyloxy, heteroarylcarbonyloxy,
- 20 heteroaralkylcarbonyloxy, guanidino, isothioureido, amidino, alkylamidino, cycloalkylamidino, heterocyclylamidino, heterocyclylalkylamidino, arylamidino, aralkylamidino, heteroarylamidino, heteroaralkylamidino, aminothiocarbonyl, alkylaminothiocarbonyl, arylaminothiocarbonyl, amino, aminoalkyl, alkylaminoalkyl, dialkylaminoalkyl, arylaminoalkyl, diarylaminoalkyl, alkylaryl aminoalkyl, alkylamino,
- 25 dialkylamino, haloalkylamino, cycloalkylamino, heterocyclylamino, heterocyclylalkylamino, arylamino, heteroarylamino, aralkylamino, heteroaralkylamino, diarylamino, alkylaryl amino, alkylcarbonylamino, alkoxycarbonylamino, aralkoxycarbonylamino, arylcarbonylamino, arylcarbonylaminoalkyl, aryloxy carbonylaminoalkyl, aryloxyarylcarbonylamino, aryloxy carbonylamino,
- 30 alkylsulfonylamino, arylsulfonylamino, heteroarylsulfonylamino,

2003243328 28 Apr 2010

- 257 -

heterocyclisulfonylamino, heteroarylthio, azido, $-P(R^{37})_2$, $-P(O)(R^{37})_2$, $-OP(O)(R^{37})_2$,
 $-N(R^{38})C(O)R^{39}$, dialkylphosphonyl, alkylarylphosphonyl, diarylphosphonyl,
 hydroxyphosphonyl, alkylthio, cycloalkylthio, heterocyclalkylthio, arylthio, aralkylthio,
 heteroaralkylthio, perfluoroalkylthio, hydroxycarbonylalkylthio, thiocyano, isothiocyano,
 5 alkylsulfinyloxy, alkylsulfonyloxy, arylsulfinyloxy, arylsulfonyloxy, hydroxysulfonyloxy,
 alkoxysulfonyloxy, aminosulfonyloxy, alkylaminosulfonyloxy, dialkylaminosulfonyloxy,
 arylaminosulfonyloxy, diarylaminosulfonyloxy, alkylarylaminosulfonyloxy, $-SO_2F$ when
 Q^1 is on R^{10} or when Q^1 is on the aryl group of R^3 when R^3 is $-C(O)(aryl)$, alkylsulfinyl,
 alkylsulfonyl, arylsulfinyl, arylsulfonyl, hydroxysulfonyl, alkoxysulfonyl, aminosulfonyl,
 10 alkylaminosulfonyl, dialkylaminosulfonyl, arylaminosulfonyl, diarylaminosulfonyl, or
 alkylarylaminosulfonyl; or

two Q^1 groups, which substituted atoms in a 1,2 or 1,3 arrangement, together form
 alkylene, oxaalkylene, alkylenedioxy, thioalkylenoxy or alkylenedithioxy; or

two Q^1 groups, which substitute the same atom, together form alkylene;

15 each Q^1 is independently unsubstituted or substituted with one or more substituents
 each independently selected from Q^2 ;

each Q^2 is independently halo, pseudohalo, hydroxy, oxo, thia, nitro, formyl,
 mercapto, hydroxycarbonyl, hydroxycarbonylalkyl, alkyl, haloalkyl, polyhaloalkyl,
 diaminoalkyl, alkenyl containing 1 to 2 double bonds, alkynyl containing 1 to 2 triple
 20 bonds, cycloalkyl, cycloalkylalkyl, heterocyclyl, heterocyclalkyl, aryl, heteroaryl,
 aralkyl, aralkenyl, aralkynyl, heteroarylalkyl, trialkylsilyl, dialkylarylsilyl, alkyl diarylsilyl,
 triarylsilyl, alkylidene, arylalkylidene, alkylcarbonyl, cycloalkylcarbonyl,
 heterocyclcarbonyl, arylcarbonyl, heteroarylcarbonyl, alkoxycarbonyl,
 alkoxycarbonylalkyl, aryloxycarbonyl, aryloxycarbonylalkyl, aralkoxycarbonyl,
 25 aralkoxycarbonylalkyl, arylcarbonylalkyl, aminocarbonyl, alkylaminocarbonyl,
 dialkylaminocarbonyl, arylaminocarbonyl, diarylaminocarbonyl, arylalkylaminocarbonyl,
 heteroaryloxy, heteroaralkoxy, heterocycloxy, cycloalkoxy, perfluoroalkoxy, alkenyloxy,
 alkynyloxy, aralkoxy, alkylcarbonyloxy, arylcarbonyloxy, aralkylcarbonyloxy,
 alkoxycarbonyloxy, aryloxycarbonyloxy, aralkoxycarbonyloxy, aminocarbonyloxy,
 30 alkylaminocarbonyloxy, dialkylaminocarbonyloxy, alkylarylaminocarbonyloxy,

2003243328 28 Apr 2010

- 258 -

- diarylaminocarbonyloxy, guanidino, isothioureido, amidino, alkylamidino, arylamidino, aminothiocarbonyl, alkylaminothiocarbonyl, arylaminothiocarbonyl, amino, aminoalkyl, alkylaminoalkyl, dialkylaminoalkyl, arylaminoalkyl, diarylaminoalkyl, alkylarylaminominoalkyl, alkylamino, dialkylamino, haloalkylamino, arylamino, diarylamino, 5 alkylarylaminomino, alkylcarbonylamino, alkoxycarbonylamino, aralkoxycarbonylamino, arylcarbonylamino, arylcarbonylaminoalkyl, aryloxycarbonylaminoalkyl, aryloxyarylcarbonylamino, aryloxycarbonylamino, alkylsulfonylamino, arylsulfonylamino, heteroarylulfonylamino, heterocyclulfonylamino, heteroarylthio, azido, $-P(R^{37})_2$, $-P(O)(R^{37})_2$, $-OP(O)(R^{37})_2$, $-N(R^{38})C(O)R^{39}$, dialkylphosphonyl, alkylarylphosphonyl, 10 diarylphosphonyl, hydroxyphosphonyl, alkylthio, arylthio, perfluoroalkylthio, hydroxycarbonylalkylthio, thiocyno, isothiocyano, alkylsulfinyloxy, alkylsulfonyloxy, arylsulfinyloxy, arylsulfonyloxy, hydroxysulfonyloxy, alkoxysulfonyloxy, aminosulfonyloxy, alkylaminosulfonyloxy, dialkylaminosulfonyloxy, arylaminosulfonyloxy, diarylamino sulfonyloxy, alkylarylaminosulfonyloxy, alkylsulfinyl, 15 alkylsulfonyl, arylsulfinyl, arylsulfonyl, hydroxysulfonyl, alkoxysulfonyl, aminosulfonyl, alkylaminosulfonyl, dialkylaminosulfonyl, arylaminosulfonyl, diarylamino sulfonyl, or alkylarylaminosulfonyl; or

two Q^2 groups, which substitute atoms in a 1,2 or 1,3 arrangement, together form alkylene, oxaalkylene, alkylenedioxy, thioalkylenoxy or alkylenedithioxy; or

- 20 two Q^2 groups, which substitute the same atom, together form alkylene,

R^{37} is hydroxy, alkoxy, aralkoxy, alkyl, heteroaryl, heterocyclyl, aryl or $-NR^{40}R^{41}$;

R^{38} is hydrogen, alkyl, aryl, aralkyl, heteroaryl, heteroaralkyl, heterocyclyl or heterocyclylalkyl; and

R^{39} is alkoxy, aralkoxy, alkyl, heteroaryl, heterocyclyl, aryl or $-N(R^{40})R^{41}$; and

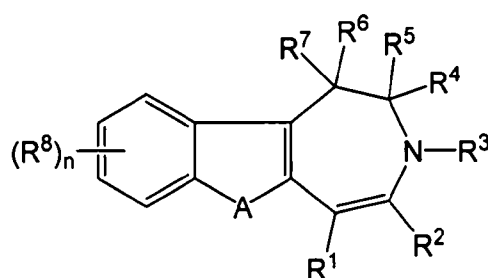
- 25 R^{40} and R^{41} are each independently hydrogen, alkyl, aralkyl, aryl, heteroaryl, heteroaralkyl or heterocyclyl, or

R^{40} and R^{41} together form alkylene, azaalkylene, oxaalkylene or thiaalkylene.

2003243328 04 Jun 2010

- 259 -

68. A method of reducing plasma cholesterol levels, in a subject in need thereof, comprising administering an effective amount of a compound having a formula:



or a pharmaceutically acceptable derivative selected from the group consisting of salts, esters, enol ethers, enol esters, acetals, ketals, orthoesters, hemiacetals, hemiketals, acids, bases, solvates, and hydrates thereof, wherein:

n is 0 to 4;

A is $-N(R^9)-$, $-O-$ or $-S(O)_t-$ (where t is 0 to 2);

R^1 and R^2 are each independently selected from a group consisting of hydrogen, optionally substituted alkyl, optionally substituted alkenyl, optionally substituted alkynyl, optionally substituted aryl, optionally substituted heteroaryl, optionally substituted cycloalkyl, optionally substituted heterocyclyl, optionally substituted aralkyl, optionally substituted heteroaralkyl, $-OR^{14}$, $-SR^{14}$, $-N(R^{15})R^{16}$, $-N(R^{15})S(O)_2R^{43}$, $-N(R^{17})N(R^{15})R^{16}$, $-N(R^{17})N(R^{15})S(O)_2R^{43}$, $-C(O)R^{18}$, $-C(O)OR^{14}$, $-C(S)OR^{14}$, $-C(O)SR^{14}$, $-C(O)N(R^{15})R^{16}$, $-C(O)N(R^{15})S(O)_2R^{43}$, $-C(O)N(R^{15})N=R^{16}$, $-C(O)N(R^{17})N(R^{15})R^{16}$, and $-C(O)N(R^{17})N(R^{15})S(O)_2R^{43}$, provided that when A is O , R^2 is not $-C(O)OR^{14}$, wherein R^{14} is optionally substituted alkyl; or

R^1 and R^2 , together with the atom to which they are attached, form an optionally substituted cycloalkenyl, optionally substituted heterocyclyl, optionally substituted aryl, or optionally substituted heteroaryl ring;

R^3 is hydrogen, optionally substituted alkyl, optionally substituted alkenyl, optionally substituted alkynyl, optionally substituted cycloalkyl, optionally substituted aryl, optionally substituted aralkyl, optionally substituted heteroaryl, optionally substituted heterocyclyl, optionally substituted heteroaralkyl, $-C(O)R^{10}$, $-C(O)OR^{10}$, $-S(O)_2R^{10}$,

2003243328 28 Apr 2010

- 260 -

-C(O)N(R¹¹)R¹², -C(O)N(R¹¹)S(O)₂R⁴³, -C(O)N(R¹³)N(R¹¹)R¹²,
 -C(O)N(R¹³)N(R¹¹)S(O)₂R⁴³, -N(R¹³)C(O)R¹⁰, -N(R¹³)C(O)N(R¹¹)R¹²,
 -N(R¹³)C(O)N(R¹¹)S(O)₂R⁴³, -N(R¹⁰)C(O)N(R¹³)N(R¹¹)R¹²,
 -N(R¹⁰)C(O)N(R¹³)N(R¹¹)S(O)₂R⁴³, -N(R¹³)C(O)OR¹⁰, -P(O)OR¹⁰, or -P(O)(OR¹⁹)OR¹²;

5 R⁴, R⁵, R⁶ and R⁷ are each independently selected from a group consisting of
 hydrogen, optionally substituted alkyl, optionally substituted alkenyl, optionally
 substituted alkynyl, optionally substituted aryl, optionally substituted heteroaryl, optionally
 substituted cycloalkyl, optionally substituted heterocyclyl, optionally substituted aralkyl,
 optionally substituted heteroaralkyl, -OR¹⁴, -SR¹⁴, -S(O)₂R¹⁴, -N(R¹⁵)R¹⁶, -N(R¹⁵)S(O)₂R⁴³,
 10 -C(O)R¹⁸, -C(O)OR²⁰, -C(O)N(R²¹)R²², -C(O)N(R²¹)S(O)₂R⁴³, C(O)N(R⁴²)N(R²¹)R²², and
 -C(O)N(R⁴²)N(R²¹)S(O)₂R⁴³; or

R⁴ and R⁵, or R⁴ and R⁶, or R⁴ and R⁷, or R⁵ and R⁶, or R⁵ and R⁷, or R⁶ and R⁷,
 together with the carbon atom to which they are attached, form an optionally substituted
 cycloalkyl, optionally substituted heterocyclyl, an optionally substituted cycloalkenyl ring,
 15 or together form a double bond and the others of R⁴, R⁵, R⁶ and R⁷ are as described above;
 or R⁶ and R⁷ together form an oxo, thioxo, optionally substituted imine, optionally
 substituted oxime or an optionally substituted hydrazone, or R⁶ and R⁷, together with the
 carbon atom to which they are attached, form an optionally substituted exocyclic double
 bond, and R⁴ and R⁵ are as described above;

20 R⁸ is each independently selected from the group consisting of optionally
 substituted alkyl, optionally substituted alkenyl, optionally substituted alkynyl, optionally
 substituted aryl, optionally substituted heteroaryl, optionally substituted cycloalkyl,
 optionally substituted heterocyclyl, halo, pseudohalo, nitro, -C(O)OR²³, -C(O)N(R²⁴)R²⁵,
 -C(O)SR²³, -N(R²⁸)R²⁹, and -N(R²⁸)S(O)₂R⁴³, or

25 two adjacent R⁸ groups, together with the carbons to which they are attached, form
 an optionally substituted aryl, optionally substituted cycloalkenyl, optionally substituted
 heterocyclyl or optionally substituted heteroaryl;

R⁹ is hydrogen, optionally substituted alkyl, -C(O)R¹⁰ or -S(O)₂R⁴³;

2003243328 28 Apr 2010

- 261 -

R^{10} , R^{11} , R^{12} , R^{13} and R^{19} are selected as in (a) or (b) as follows: (a) R^{10} , R^{11} , R^{12} , R^{13} and R^{19} each independently hydrogen, optionally substituted alkyl, optionally substituted alkenyl, optionally substituted alkynyl, optionally substituted cycloalkyl, optionally substituted aryl, optionally substituted aralkyl, optionally substituted heterocyclyl, optionally substituted heteroaryl, or optionally substituted heteroaralkyl; or (b) R^{11} and R^{12} or R^{12} and R^{19} , together with the atoms to which they are attached, form an optionally substituted heterocyclyl ring or an optionally substituted heteroaryl ring; and the others of R^{10} , R^{11} , R^{12} , R^{13} and R^{19} are selected as in (a) above;

R^{14} , R^{15} , R^{16} , R^{17} and R^{18} are selected as in (a) or (b) as follows: (a) R^{14} , R^{15} , R^{16} , R^{17} and R^{18} are each independently hydrogen, optionally substituted alkyl, optionally substituted alkenyl, optionally substituted alkynyl, optionally substituted cycloalkyl, optionally substituted aryl, optionally substituted aralkyl, optionally substituted heterocyclyl, optionally substituted heteroaryl, or optionally substituted heteroaralkyl; or (b) R^{15} and R^{16} , together with the nitrogen atom to which they are attached, form an optionally substituted heterocyclyl ring, or an optionally substituted heteroaryl ring, and the others of R^{14} , R^{15} , R^{16} , R^{17} and R^{18} are selected as in (a) above,

R^{20} , R^{21} , R^{22} and R^{42} are selected as in (a) or (b) as follows: (a) R^{20} , R^{21} , R^{22} and R^{42} are each independently hydrogen, optionally substituted alkyl, optionally substituted alkenyl, optionally substituted alkynyl, optionally substituted cycloalkyl, optionally substituted aryl, optionally substituted aralkyl, optionally substituted heterocyclyl, optionally substituted heteroaryl, or optionally substituted heteroaralkyl; or (b) R^{21} and R^{22} , together with the nitrogen atom to which they are attached, form an optionally substituted heterocyclyl ring, or an optionally substituted heteroaryl ring, and the others of R^{20} , R^{21} , R^{22} and R^{42} are selected as in (a), above;

R^{23} , R^{24} , R^{25} and R^{26} are selected as in (a) or (b) as follows: (a) R^{23} , R^{24} , R^{25} and R^{26} are each independently hydrogen, optionally substituted alkyl, optionally substituted alkenyl, optionally substituted alkynyl, optionally substituted cycloalkyl, optionally substituted aryl, optionally substituted aralkyl, optionally substituted heterocyclyl, optionally substituted heteroaryl, or optionally substituted heteroaralkyl; or (b) R^{24} and R^{25} , together with the nitrogen atom to which they are attached, form an optionally substituted

2003243328 28 Apr 2010

- 262 -

heterocyclyl or an optionally substituted heteroaryl ring, and the others of R^{23} , R^{24} , R^{25} and R^{26} are selected as in (a) above;

R^{27} , R^{28} and R^{29} are selected as in (a) or (b) as follows: (a) R^{27} , R^{28} and R^{29} are each independently selected from the group consisting of hydrogen, optionally substituted alkyl, optionally substituted alkenyl, optionally substituted alkynyl, optionally substituted aryl, optionally substituted aralkyl, optionally substituted heteroaryl, optionally substituted heteroaralkyl, $-C(O)R^{30}$, $-C(O)OR^{31}$, $-C(O)N(R^{32})R^{33}$, $-C(O)N(R^{32})S(O)_2R^{43}$, $-C(O)SR^{31}$, $-C(S)OR^{31}$, or $-C(S)N(R^{32})R^{33}$; or (b) R^{28} and R^{29} together with the nitrogen atom to which they are attached, form an optionally substituted heterocyclyl or an optionally substituted heteroaryl ring, and the others of R^{27} , R^{28} and R^{29} are selected as in (a) above;

R^{30} is hydrogen, optionally substituted alkyl, optionally substituted alkenyl, optionally substituted alkynyl, optionally substituted cycloalkyl, optionally substituted aryl, optionally substituted aralkyl, optionally substituted heterocyclyl, optionally substituted heteroaryl, or optionally substituted heteroaralkyl;

R^{31} is optionally substituted alkyl, optionally substituted alkenyl, optionally substituted alkynyl, optionally substituted cycloalkyl, optionally substituted aryl, optionally substituted aralkyl, optionally substituted heterocyclyl, optionally substituted heteroaryl, or optionally substituted heteroaralkyl;

R^{32} and R^{33} are selected as in (a) or (b) as follows: (a) R^{32} and R^{33} are each independently hydrogen, optionally substituted alkyl, optionally substituted alkenyl, optionally substituted alkynyl, optionally substituted cycloalkyl, optionally substituted aryl, optionally substituted aralkyl, optionally substituted heterocyclyl, optionally substituted heteroaryl, or optionally substituted heteroaralkyl; or (b) R^{32} and R^{33} , together with the nitrogen atom to which they are attached, form an optionally substituted heterocyclyl or an optionally substituted heteroaryl ring;

R^{43} is optionally substituted alkyl, optionally substituted alkenyl, optionally substituted alkynyl, optionally substituted cycloalkyl, optionally substituted aryl, optionally substituted aralkyl, optionally substituted heterocyclyl, optionally substituted heteroaryl, or optionally substituted heteroaralkyl;

2003243328 28 Apr 2010

- 263 -

each of R^1 - R^{33} , R^{42} and R^{43} , when substituted, are substituted with one or more substituents, each independently selected from Q^1 ;

Q^1 is halo, pseudohalo, hydroxy, oxo, thia, nitro, formyl, mercapto, hydroxycarbonyl, hydroxycarbonylalkyl, alkyl, haloalkyl, polyhaloalkyl, diaminoalkyl, alkenyl containing 1 to 2 double bonds, alkynyl containing 1 to 2 triple bonds, cycloalkyl, cycloalkylalkyl, heterocyclyl, heterocyclylalkyl, aryl, heteroaryl, aralkyl, aralkenyl, aralkynyl, heteroarylalkyl, trialkylsilyl, dialkylarylsilyl, alkyl diarylsilyl, triarylsilyl, alkylidene, arylalkylidene, alkylcarbonyl, cycloalkylcarbonyl, heterocyclylcarbonyl, arylcarbonyl, heteroarylcarbonyl, alkoxycarbonyl, alkoxycarbonylalkyl, aryloxy carbonyl, aryloxy carbonylalkyl, aralkoxycarbonyl, aralkoxycarbonylalkyl, arylcarbonylalkyl, aminocarbonyl, alkylaminocarbonyl, dialkylaminocarbonyl, arylaminocarbonyl, diarylaminocarbonyl, arylalkylaminocarbonyl, alkoxy, aryloxy, heteroaryloxy, heteroaralkoxy, heterocyclyloxy, cycloalkoxy, perfluoroalkoxy, alkenyloxy, alkynyloxy, aralkoxy, alkylcarbonyloxy, arylcarbonyloxy, aralkylcarbonyloxy, alkoxycarbonyloxy, aryloxy carbonyloxy, aralkoxycarbonyloxy, aminocarbonyloxy, alkylaminocarbonyloxy, dialkylaminocarbonyloxy, alkylarylaminocarbonyloxy, diarylaminocarbonyloxy, cycloalkylcarbonyloxy, heterocyclylcarbonyloxy, heteroarylcarbonyloxy, heteroaralkylcarbonyloxy, guanidino, isothioureido, amidino, alkylamidino, cycloalkylamidino, heterocyclylamidino, heterocyclylalkylamidino, arylamidino, aralkylamidino, heteroarylamidino, heteroaralkylamidino, aminothiocarbonyl, alkylaminothiocarbonyl, arylaminothiocarbonyl, amino, aminoalkyl, alkylaminoalkyl, dialkylaminoalkyl, arylaminoalkyl, diarylaminoalkyl, alkylarylaminominoalkyl, alkylamino, dialkylamino, haloalkylamino, cycloalkylamino, heterocyclylamino, heterocyclylalkylamino, arylamino, heteroarylamino, aralkylamino, heteroaralkylamino, diarylamino, alkylarylamino, alkylcarbonylamino, alkoxycarbonylamino, aralkoxycarbonylamino, arylcarbonylamino, arylcarbonylaminoalkyl, aryloxy carbonylaminoalkyl, aryloxy arylcarbonylamino, aryloxy carbonylamino, alkylsulfonylamino, arylsulfonylamino, heteroarylsulfonylamino, heterocyclylsulfonylamino, heteroarylthio, azido, $-P(R^{37})_2$, $-P(O)(R^{37})_2$, $-OP(O)(R^{37})_2$, $-N(R^{38})C(O)R^{39}$, dialkylphosphonyl, alkylarylphosphonyl, diarylphosphonyl, hydroxyphosphonyl, alkylthio, cycloalkylthio, heterocyclylalkylthio, arylthio, aralkylthio,

2003243328 28 Apr 2010

- 264 -

heteroaralkylthio, perfluoroalkylthio, hydroxycarbonylalkylthio, thiocyano, isothiocyano, alkylsulfinyloxy, alkylsulfonyloxy, arylsulfinyloxy, arylsulfonyloxy, hydroxysulfonyloxy, alkoxysulfonyloxy, aminosulfonyloxy, alkylaminosulfonyloxy, dialkylaminosulfonyloxy, arylaminosulfonyloxy, diarylaminosulfonyloxy, alkylarylaminosulfonyloxy, $-\text{SO}_2\text{F}$ when Q^1 is on R^{10} or when Q^1 is on the aryl group of R^3 when R^3 is $-\text{C}(\text{O})(\text{aryl})$, alkylsulfinyl, alkylsulfonyl, arylsulfinyl, arylsulfonyl, hydroxysulfonyl, alkoxysulfonyl, aminosulfonyl, alkylaminosulfonyl, dialkylaminosulfonyl, arylaminosulfonyl, diarylaminosulfonyl, or alkylarylaminosulfonyl; or

two Q^1 groups, which substituted atoms in a 1,2 or 1,3 arrangement, together form alkylene, oxaalkylene, alkylenedioxy, thioalkylenoxy or alkylenedithioxy; or

two Q^1 groups, which substitute the same atom, together form alkylene;

each Q^1 is independently unsubstituted or substituted with one or more substituents each independently selected from Q^2 ;

each Q^2 is independently halo, pseudohalo, hydroxy, oxo, thia, nitro, formyl, mercapto, hydroxycarbonyl, hydroxycarbonylalkyl, alkyl, haloalkyl, polyhaloalkyl, diaminoalkyl, alkenyl containing 1 to 2 double bonds, alkynyl containing 1 to 2 triple bonds, cycloalkyl, cycloalkylalkyl, heterocyclyl, heterocyclylalkyl, aryl, heteroaryl, aralkyl, aralkenyl, aralkynyl, heteroarylalkyl, trialkylsilyl, dialkylarylsilyl, alkyl diarylsilyl, triarylsilyl, alkylidene, arylalkylidene, alkylcarbonyl, cycloalkylcarbonyl, heterocyclylcarbonyl, arylcarbonyl, heteroarylcarbonyl, alkoxycarbonyl, alkoxycarbonylalkyl, aryloxy carbonyl, aryloxy carbonylalkyl, aralkoxycarbonyl, aralkoxycarbonylalkyl, arylcarbonylalkyl, aminocarbonyl, alkylaminocarbonyl, dialkylaminocarbonyl, arylaminocarbonyl, diarylaminocarbonyl, arylalkylaminocarbonyl, heteroaryloxy, heteroaralkoxy, heterocyclyloxy, cycloalkoxy, perfluoroalkoxy, alkenyloxy, alkynyloxy, aralkoxy, alkylcarbonyloxy, arylcarbonyloxy, aralkylcarbonyloxy, alkoxycarbonyloxy, aryloxy carbonyloxy, aralkoxycarbonyloxy, aminocarbonyloxy, alkylaminocarbonyloxy, dialkylaminocarbonyloxy, alkylarylaminocarbonyloxy, diarylaminocarbonyloxy, guanidino, isothioureido, amidino, alkylamidino, arylamidino, aminothiocarbonyl, alkylaminothiocarbonyl, arylaminothiocarbonyl, amino, aminoalkyl, alkylaminoalkyl, dialkylaminoalkyl, arylaminoalkyl, diarylaminoalkyl,

2003243328 28 Apr 2010

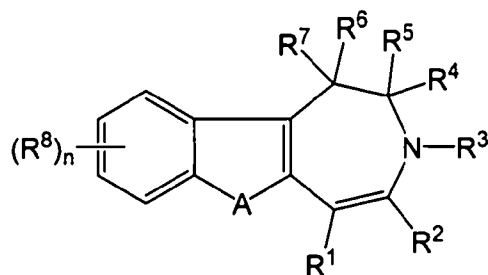
- 265 -

- alkylarylaminoalkyl, alkylamino, dialkylamino, haloalkylamino, arylamino, diarylamino, alkylarylamino, alkylcarbonylamino, alkoxycarbonylamino, aralkoxycarbonylamino, arylcarbonylamino, arylcarbonylaminoalkyl, aryloxycarbonylaminoalkyl, aryloxyarylcabonylamino, aryloxycarbonylamino, alkylsulfonylamino, arylsulfonylamino, heteroarylsulfonylamino, heterocyclylsulfonylamino, heteroarylthio, azido, $-P(R^{37})_2$, $-P(O)(R^{37})_2$, $-N(R^{38})C(O)R^{39}$, dialkylphosphonyl, alkylarylphosphonyl, diarylphosphonyl, hydroxyphosphonyl, alkylthio, arylthio, perfluoroalkylthio, hydroxycarbonylalkylthio, thiocyno, isothiocyno, alkylsulfinyloxy, alkylsulfonyloxy, arylsulfinyloxy, arylsulfonyloxy, hydroxysulfonyloxy, alkoxysulfonyloxy, aminosulfonyloxy, alkylaminosulfonyloxy, dialkylaminosulfonyloxy, arylaminosulfonyloxy, diarylamino sulfonyloxy, alkylarylamino sulfonyloxy, alkylsulfinyl, alkylsulfonyl, arylsulfinyl, arylsulfonyl, hydroxysulfonyl, alkoxysulfonyl, aminosulfonyl, alkylaminosulfonyl, dialkylaminosulfonyl, arylaminosulfonyl, diarylamino sulfonyl, or alkylarylamino sulfonyl; or
- two Q^2 groups, which substitute atoms in a 1,2 or 1,3 arrangement, together form alkylene, oxaalkylene, alkylenedioxy, thioalkylenoxy or alkylenedithioxy; or
- two Q^2 groups, which substitute the same atom, together form alkylene,
- R^{37} is hydroxy, alkoxy, aralkoxy, alkyl, heteroaryl, heterocyclyl, aryl or $-NR^{40}R^{41}$;
- R^{38} is hydrogen, alkyl, aryl, aralkyl, heteroaryl, heteroaralkyl, heterocyclyl or heterocyclylalkyl; and
- R^{39} is alkoxy, aralkoxy, alkyl, heteroaryl, heterocyclyl, aryl or $-N(R^{40})R^{41}$; and
- R^{40} and R^{41} are each independently hydrogen, alkyl, aralkyl, aryl, heteroaryl, heteroaralkyl or heterocyclyl, or
- R^{40} and R^{41} together form alkylene, azaalkylene, oxaalkylene or thiaalkylene.

69. A method of reducing plasma triglyceride levels in a subject in need thereof, comprising administering an effective amount of a compound having a formula:

2003243328 04 Jun 2010

- 266 -



or a pharmaceutically acceptable derivative selected from the group consisting of salts, esters, enol ethers, enol esters, acetals, ketals, orthoesters, hemiacetals, hemiketals, acids, bases, solvates and hydrates thereof, wherein:

n is 0 to 4;

A is $-N(R^9)-$, $-O-$ or $-S(O)_t-$ (where t is 0 to 2);

R^1 and R^2 are each independently selected from a group consisting of hydrogen, optionally substituted alkyl, optionally substituted alkenyl, optionally substituted alkynyl, optionally substituted aryl, optionally substituted heteroaryl, optionally substituted cycloalkyl, optionally substituted heterocyclyl, optionally substituted aralkyl, optionally substituted heteroaralkyl, $-OR^{14}$, $-SR^{14}$, $-N(R^{15})R^{16}$, $-N(R^{15})S(O)_2R^{43}$, $-N(R^{17})N(R^{15})R^{16}$, $-N(R^{17})N(R^{15})S(O)_2R^{43}$, $-C(O)R^{18}$, $-C(O)OR^{14}$, $-C(S)OR^{14}$, $-C(O)SR^{14}$, $-C(O)N(R^{15})R^{16}$, $-C(O)N(R^{15})S(O)_2R^{43}$, $-C(O)N(R^{15})N=R^{16}$, $-C(O)N(R^{17})N(R^{15})R^{16}$, and $-C(O)N(R^{17})N(R^{15})S(O)_2R^{43}$, provided that when A is O , R^2 is not $-C(O)OR^{14}$, wherein R^{14} is optionally substituted alkyl; or

R^1 and R^2 , together with the atom to which they are attached, form an optionally substituted cycloalkenyl, optionally substituted heterocyclyl, optionally substituted aryl, or optionally substituted heteroaryl ring;

R^3 is hydrogen, optionally substituted alkyl, optionally substituted alkenyl, optionally substituted alkynyl, optionally substituted cycloalkyl, optionally substituted aryl, optionally substituted aralkyl, optionally substituted heteroaryl, optionally substituted heterocyclyl, optionally substituted heteroaralkyl, $-C(O)R^{10}$, $-C(O)OR^{10}$, $-S(O)_2R^{10}$, $-C(O)N(R^{11})R^{12}$, $-C(O)N(R^{11})S(O)_2R^{43}$, $-C(O)N(R^{13})N(R^{11})R^{12}$, $-C(O)N(R^{13})N(R^{11})S(O)_2R^{43}$, $-N(R^{13})C(O)R^{10}$, $-N(R^{13})C(O)N(R^{11})R^{12}$,

2003243328 28 Apr 2010

- 267 -

$-N(R^{13})C(O)N(R^{11})S(O)_2R^{43}$, $-N(R^{10})C(O)N(R^{13})N(R^{11})R^{12}$,
 $-N(R^{10})C(O)N(R^{13})N(R^{11})S(O)_2R^{43}$, $-N(R^{13})C(O)OR^{10}$, $-P(O)OR^{10}$, or $-P(O)(OR^{19})OR^{12}$;

R^4 , R^5 , R^6 and R^7 are each independently selected from a group consisting of
hydrogen, optionally substituted alkyl, optionally substituted alkenyl, optionally

5 substituted alkynyl, optionally substituted aryl, optionally substituted heteroaryl, optionally
substituted cycloalkyl, optionally substituted heterocyclyl, optionally substituted aralkyl,
optionally substituted heteroaralkyl, $-OR^{14}$, $-SR^{14}$, $-S(O)_2R^{14}$, $-N(R^{15})R^{16}$, $-N(R^{15})S(O)_2R^{43}$,
 $-C(O)R^{18}$, $-C(O)OR^{20}$, $-C(O)N(R^{21})R^{22}$, $-C(O)N(R^{21})S(O)_2R^{43}$, $C(O)N(R^{42})N(R^{21})R^{22}$, and
 $-C(O)N(R^{42})N(R^{21})S(O)_2R^{43}$; or

10 R^4 and R^5 , or R^4 and R^6 , or R^4 and R^7 , or R^5 and R^6 , or R^5 and R^7 , or R^6 and R^7 ,
together with the carbon atom to which they are attached, form an optionally substituted
cycloalkyl, optionally substituted heterocyclyl, an optionally substituted cycloalkenyl ring,
or together form a double bond and the others of R^4 , R^5 , R^6 and R^7 are as described above;
or R^6 and R^7 together form an oxo, thioxo, optionally substituted imine, optionally
15 substituted oxime or an optionally substituted hydrazone, or R^6 and R^7 , together with the
carbon atom to which they are attached, form an optionally substituted exocyclic double
bond, and R^4 and R^5 are as described above;

R^8 is each independently selected from the group consisting of optionally
substituted alkyl, optionally substituted alkenyl, optionally substituted alkynyl, optionally
20 substituted aryl, optionally substituted heteroaryl, optionally substituted cycloalkyl,
optionally substituted heterocyclyl, halo, pseudohalo, nitro, $-C(O)OR^{23}$, $-C(O)N(R^{24})R^{25}$,
 $-C(O)N(R^{24})S(O)_2R^{43}$, $-C(O)R^{26}$, $-OR^{27}$, $-SR^{27}$, $-C(S)OR^{23}$, $-C(O)SR^{23}$, $-N(R^{28})R^{29}$, and
 $-N(R^{28})S(O)_2R^{43}$; or

two adjacent R^8 groups, together with the carbons to which they are attached, form
25 an optionally substituted aryl, optionally substituted cycloalkenyl, optionally substituted
heterocyclyl or optionally substituted heteroaryl;

R^9 is hydrogen, optionally substituted alkyl, $-C(O)R^{10}$ or $-S(O)_2R^{43}$;

R^{10} , R^{11} , R^{12} , R^{13} and R^{19} are selected as in (a) or (b) as follows: (a) R^{10} , R^{11} , R^{12} ,
 R^{13} and R^{19} each independently hydrogen, optionally substituted alkyl, optionally

2003243328 28 Apr 2010

- 268 -

substituted alkenyl, optionally substituted alkynyl, optionally substituted cycloalkyl, optionally substituted aryl, optionally substituted aralkyl, optionally substituted heterocyclyl, optionally substituted heteroaryl, or optionally substituted heteroaralkyl; or (b) R^{11} and R^{12} or R^{12} and R^{19} , together with the atoms to which they are attached, form an optionally substituted heterocyclyl ring or an optionally substituted heteroaryl ring; and the others of R^{10} , R^{11} , R^{12} , R^{13} and R^{19} are selected as in (a), above;

R^{14} , R^{15} , R^{16} , R^{17} and R^{18} are selected as in (a) or (b) as follows: (a) R^{14} , R^{15} , R^{16} , R^{17} and R^{18} are each independently hydrogen, optionally substituted alkyl, optionally substituted alkenyl, optionally substituted alkynyl, optionally substituted cycloalkyl, optionally substituted aryl, optionally substituted aralkyl, optionally substituted heterocyclyl, optionally substituted heteroaryl, or optionally substituted heteroaralkyl; or (b) R^{15} and R^{16} , together with the nitrogen atom to which they are attached, form an optionally substituted heterocyclyl ring, or an optionally substituted heteroaryl ring, and the others of R^{14} , R^{15} , R^{16} , R^{17} and R^{18} are selected as in (a) above,

R^{20} , R^{21} , R^{22} and R^{42} are selected as in (a) or (b) as follows: (a) R^{20} , R^{21} , R^{22} and R^{42} are each independently hydrogen, optionally substituted alkyl, optionally substituted alkenyl, optionally substituted alkynyl, optionally substituted cycloalkyl, optionally substituted aryl, optionally substituted aralkyl, optionally substituted heterocyclyl, optionally substituted heteroaryl, or optionally substituted heteroaralkyl; or (b) R^{21} and R^{22} , together with the nitrogen atom to which they are attached, form an optionally substituted heterocyclyl ring, or an optionally substituted heteroaryl ring, and the others of R^{20} , R^{21} , R^{22} and R^{42} are selected as in (a), above;

R^{23} , R^{24} , R^{25} and R^{26} are selected as in (a) or (b) as follows: (a) R^{23} , R^{24} , R^{25} and R^{26} are each independently hydrogen, optionally substituted alkyl, optionally substituted alkenyl, optionally substituted alkynyl, optionally substituted cycloalkyl, optionally substituted aryl, optionally substituted aralkyl, optionally substituted heterocyclyl, optionally substituted heteroaryl, or optionally substituted heteroaralkyl; or (b) R^{24} and R^{25} , together with the nitrogen atom to which they are attached, form an optionally substituted heterocyclyl or an optionally substituted heteroaryl ring, and the others of R^{23} , R^{24} , R^{25} and R^{26} are selected as in (a) above;

2003243328 28 Apr 2010

- 269 -

R^{27} , R^{28} and R^{29} are selected as in (a) or (b) as follows: (a) R^{27} , R^{28} and R^{29} are each independently hydrogen, optionally substituted alkyl, optionally substituted alkenyl, optionally substituted alkynyl, optionally substituted aryl, optionally substituted aralkyl, optionally substituted heteroaryl, optionally substituted heteroaralkyl, $-C(O)R^{30}$,
 5 $-C(O)OR^{31}$, $-C(O)N(R^{32})R^{33}$, $-C(O)N(R^{32})S(O)_2R^{43}$, $-C(O)SR^{31}$, $-C(S)OR^{31}$, or $-C(S)N(R^{32})R^{33}$; or (b) R^{28} and R^{29} together with the nitrogen atom to which they are attached, form an optionally substituted heterocyclyl or an optionally substituted heteroaryl ring, and the others of R^{27} , R^{28} and R^{29} are selected as in (a) above;

R^{30} is hydrogen, optionally substituted alkyl, optionally substituted alkenyl,
 10 optionally substituted alkynyl, optionally substituted cycloalkyl, optionally substituted aryl, optionally substituted aralkyl, optionally substituted heterocyclyl, optionally substituted heteroaryl, or optionally substituted heteroaralkyl;

R^{31} is optionally substituted alkyl, optionally substituted alkenyl, optionally substituted alkynyl, optionally substituted cycloalkyl, optionally substituted aryl,
 15 optionally substituted aralkyl, optionally substituted heterocyclyl, optionally substituted heteroaryl, or optionally substituted heteroaralkyl;

R^{32} and R^{33} are selected as in (a) or (b) as follows: (a) R^{32} and R^{33} are each independently hydrogen, optionally substituted alkyl, optionally substituted alkenyl, optionally substituted alkynyl, optionally substituted cycloalkyl, optionally substituted
 20 aryl, optionally substituted aralkyl, optionally substituted heterocyclyl, optionally substituted heteroaryl, or optionally substituted heteroaralkyl; or (b) R^{32} and R^{33} , together with the nitrogen atom to which they are attached, form an optionally substituted heterocyclyl or an optionally substituted heteroaryl ring;

R^{43} is optionally substituted alkyl, optionally substituted alkenyl, optionally substituted alkynyl, optionally substituted cycloalkyl, optionally substituted aryl,
 25 optionally substituted aralkyl, optionally substituted heterocyclyl, optionally substituted heteroaryl, or optionally substituted heteroaralkyl;

each of R^1 - R^{33} , R^{42} and R^{43} , when substituted, are substituted with one or more substituents, each independently selected from Q^1 ;

2003243328 28 Apr 2010

- 270 -

- Q¹ is halo, pseudohalo, hydroxy, oxo, thia, nitro, formyl, mercapto, hydroxycarbonyl, hydroxycarbonylalkyl, alkyl, haloalkyl, polyhaloalkyl, diaminoalkyl, alkenyl containing 1 to 2 double bonds, alkynyl containing 1 to 2 triple bonds, cycloalkyl, cycloalkylalkyl, heterocyclyl, heterocyclylalkyl, aryl, heteroaryl, aralkyl, aralkenyl, aralkynyl, heteroarylalkyl, trialkylsilyl, dialkylarylsilyl, alkyl diarylsilyl, triarylsilyl, alkylidene, arylalkylidene, alkylcarbonyl, cycloalkylcarbonyl, heterocyclylcarbonyl, arylcarbonyl, heteroarylcarbonyl, alkoxycarbonyl, alkoxycarbonylalkyl, aryloxy carbonyl, aryloxy carbonylalkyl, aralkoxycarbonyl, aralkoxycarbonylalkyl, arylcarbonylalkyl, aminocarbonyl, alkylaminocarbonyl, dialkylaminocarbonyl, arylaminocarbonyl, diarylaminocarbonyl, arylalkylaminocarbonyl, alkoxy, aryloxy, heteroaryloxy, heteroaralkoxy, heterocyclyloxy, cycloalkoxy, perfluoroalkoxy, alkenyloxy, alkynyloxy, aralkoxy, alkylcarbonyloxy, arylcarbonyloxy, aralkylcarbonyloxy, alkoxycarbonyloxy, aryloxy carbonyloxy, aralkoxycarbonyloxy, aminocarbonyloxy, alkylaminocarbonyloxy, dialkylaminocarbonyloxy, alkylarylaminocarbonyloxy, diarylaminocarbonyloxy, cycloalkylcarbonyloxy, heterocyclylcarbonyloxy, heteroarylcarbonyloxy, heteroaralkylcarbonyloxy, guanidino, isothioureido, amidino, alkylamidino, cycloalkylamidino, heterocyclylamidino, heterocyclylalkylamidino, arylamidino, aralkylamidino, heteroarylamidino, heteroaralkylamidino, aminothiocarbonyl, alkylaminothiocarbonyl, arylaminothiocarbonyl, amino, aminoalkyl, alkylaminoalkyl, dialkylaminoalkyl, arylaminoalkyl, diarylaminoalkyl, alkylarylaminominoalkyl, alkylamino, dialkylamino, haloalkylamino, cycloalkylamino, heterocyclylamino, heterocyclylalkylamino, arylamino, heteroarylamino, aralkylamino, heteroaralkylamino, diarylamino, alkylarylamino, alkylcarbonylamino, alkoxycarbonylamino, aralkoxycarbonylamino, arylcarbonylamino, arylcarbonylaminoalkyl, aryloxy carbonylaminoalkyl, aryloxy arylcarbonylamino, aryloxy carbonylamino, alkylsulfonylamino, arylsulfonylamino, heteroarylsulfonylamino, heterocyclylsulfonylamino, heteroarylthio, azido, -P(R³⁷)₂, -P(O)(R³⁷)₂, -OP(O)(R³⁷)₂, -N(R³⁸)C(O)R³⁹, dialkylphosphonyl, alkylarylphosphonyl, diarylphosphonyl, hydroxyphosphonyl, alkylthio, cycloalkylthio, heterocyclylalkylthio, arylthio, aralkylthio, heteroaralkylthio, perfluoroalkylthio, hydroxycarbonylalkylthio, thiocyno, isothiocyano, alkylsulfinyloxy, alkylsulfonyloxy, arylsulfinyloxy, arylsulfonyloxy, hydroxysulfonyloxy,

2003243328 28 Apr 2010

- 271 -

alkoxysulfonyloxy, aminosulfonyloxy, alkylaminosulfonyloxy, dialkylaminosulfonyloxy, arylaminosulfonyloxy, diarylamino sulfonyloxy, alkylarylaminosulfonyloxy, -SO₂F when Q¹ is on R¹⁰ or when Q¹ is on the aryl group of R³ when R³ is -C(O)(aryl), alkylsulfinyl, alkylsulfonyl, arylsulfinyl, arylsulfonyl, hydroxysulfonyl, alkoxysulfonyl, aminosulfonyl, 5 alkylaminosulfonyl, dialkylaminosulfonyl, arylaminosulfonyl, diarylamino sulfonyl, or alkylarylaminosulfonyl; or

two Q¹ groups, which substituted atoms in a 1,2 or 1,3 arrangement, together form alkylene, oxaalkylene, alkylenedioxy, thioalkylenoxy or alkylenedithioxy; or

two Q¹ groups, which substitute the same atom, together form alkylene;

10 each Q¹ is independently unsubstituted or substituted with one or more substituents each independently selected from Q²;

each Q² is independently halo, pseudohalo, hydroxy, oxo, thia, nitro, formyl, mercapto, hydroxycarbonyl, hydroxycarbonylalkyl, alkyl, haloalkyl, polyhaloalkyl, diaminoalkyl, alkenyl containing 1 to 2 double bonds, alkynyl containing 1 to 2 triple 15 bonds, cycloalkyl, cycloalkylalkyl, heterocyclyl, heterocyclylalkyl, aryl, heteroaryl, aralkyl, aralkenyl, aralkynyl, heteroarylalkyl, trialkylsilyl, dialkylarylsilyl, alkyl diarylsilyl, triarylsilyl, alkylidene, arylalkylidene, alkylcarbonyl, cycloalkylcarbonyl, heterocyclylcarbonyl, arylcarbonyl, heteroarylcarbonyl, alkoxycarbonyl, alkoxycarbonylalkyl, aryloxycarbonyl, aryloxycarbonylalkyl, aralkoxycarbonyl, 20 aralkoxycarbonylalkyl, arylcarbonylalkyl, aminocarbonyl, alkylaminocarbonyl, dialkylaminocarbonyl, arylaminocarbonyl, diarylamino carbonyl, arylalkylaminocarbonyl, heteroaryloxy, heteroaralkoxy, heterocyclyloxy, cycloalkoxy, perfluoroalkoxy, alkenyloxy, alkynyloxy, aralkoxy, alkylcarbonyloxy, arylcarbonyloxy, aralkylcarbonyloxy, alkoxycarbonyloxy, aryloxycarbonyloxy, aralkoxycarbonyloxy, aminocarbonyloxy, 25 alkylaminocarbonyloxy, dialkylaminocarbonyloxy, alkylarylaminocarbonyloxy, diarylamino carbonyloxy, guanidino, isothioureido, amidino, alkylamidino, arylamidino, aminothiocarbonyl, alkylaminothiocarbonyl, arylaminothiocarbonyl, amino, aminoalkyl, alkylaminoalkyl, dialkylaminoalkyl, arylaminoalkyl, diarylaminoalkyl, alkylarylaminalkyl, alkylamino, dialkylamino, haloalkylamino, arylamino, diarylamino, 30 alkylarylamino, alkylcarbonylamino, alkoxycarbonylamino, aralkoxycarbonylamino,

2003243328 28 Apr 2010

- 272 -

arylcarbonylamino, arylcarbonylaminoalkyl, aryloxy carbonylaminoalkyl,
 aryloxyarylcarbonylamino, aryloxy carbonylamino, alkylsulfonylamino, arylsulfonylamino,
 heteroarylsulfonylamino, heterocyclylsulfonylamino, heteroarylthio, azido, $-P(R^{37})_2$,
 $-P(O)(R^{37})_2$, $-OP(O)(R^{37})_2$, $-N(R^{38})C(O)R^{39}$, dialkylphosphonyl, alkylarylphosphonyl,
 5 diarylphosphonyl, hydroxyphosphonyl, alkylthio, arylthio, perfluoroalkylthio,
 hydroxycarbonylalkylthio, thiocyno, isothiocyno, alkylsulfinyloxy, alkylsulfonyloxy,
 arylsulfinyloxy, arylsulfonyloxy, hydroxysulfonyloxy, alkoxysulfonyloxy,
 aminosulfonyloxy, alkylaminosulfonyloxy, dialkylaminosulfonyloxy,
 arylaminosulfonyloxy, diarylaminosulfonyloxy, alkylarylaminosulfonyloxy, alkylsulfinyl,
 10 alkylsulfonyl, arylsulfinyl, arylsulfonyl, hydroxysulfonyl, alkoxysulfonyl, aminosulfonyl,
 alkylaminosulfonyl, dialkylaminosulfonyl, arylaminosulfonyl, diarylaminosulfonyl, or
 alkylarylaminosulfonyl; or

two Q^2 groups, which substitute atoms in a 1,2 or 1,3 arrangement, together form
 alkylene, oxaalkylene, alkylenedioxy, thioalkylenoxy or alkylenedithioxy; or

15 two Q^2 groups, which substitute the same atom, together form alkylene,

R^{37} is hydroxy, alkoxy, aralkoxy, alkyl, heteroaryl, heterocyclyl, aryl or $-NR^{40}R^{41}$;

R^{38} is hydrogen, alkyl, aryl, aralkyl, heteroaryl, heteroaralkyl, heterocyclyl or
 heterocyclylalkyl; and

R^{39} is alkoxy, aralkoxy, alkyl, heteroaryl, heterocyclyl, aryl or $-N(R^{40})R^{41}$; and

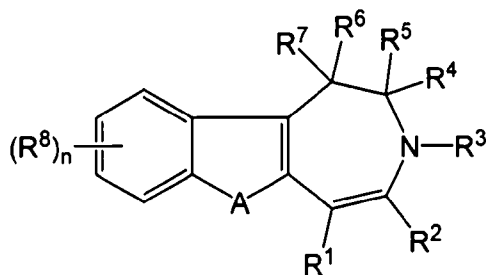
20 R^{40} and R^{41} are each independently hydrogen, alkyl, aralkyl, aryl, heteroaryl,
 heteroaralkyl or heterocyclyl, or

R^{40} and R^{41} together form alkylene, azaalkylene, oxaalkylene or thiaalkylene.

70. A method of treating or ameliorating one or more symptoms of a disease or
 disorder which is affected by abnormal cholesterol, triglyceride, or bile acid levels,
 25 comprising administering to a subject in need thereof an effective amount of a compound
 having a formula:

2003243328 04 Jun 2010

- 273 -



or a pharmaceutically acceptable derivative selected from the group consisting of salts, esters, enol ethers, enol esters, acetals, ketals, orthoesters, hemiacetals, hemiketals, acids, bases, solvates, and hydrates thereof, wherein:

n is 0 to 4;

A is $-N(R^9)-$, $-O-$ or $-S(O)_t-$ (where t is 0 to 2);

R^1 and R^2 are each independently selected from a group consisting of hydrogen, optionally substituted alkyl, optionally substituted alkenyl, optionally substituted alkynyl, optionally substituted aryl, optionally substituted heteroaryl, optionally substituted cycloalkyl, optionally substituted heterocyclyl, optionally substituted aralkyl, optionally substituted heteroaralkyl, $-OR^{14}$, $-SR^{14}$, $-N(R^{15})R^{16}$, $-N(R^{15})S(O)_2R^{43}$, $-N(R^{17})N(R^{15})R^{16}$, $-N(R^{17})N(R^{15})S(O)_2R^{43}$, $-C(O)R^{18}$, $-C(O)OR^{14}$, $-C(S)OR^{14}$, $-C(O)SR^{14}$, $-C(O)N(R^{15})R^{16}$, $-C(O)N(R^{15})S(O)_2R^{43}$, $-C(O)N(R^{15})N=R^{16}$, $-C(O)N(R^{17})N(R^{15})R^{16}$, and $-C(O)N(R^{17})N(R^{15})S(O)_2R^{43}$, provided that when A is O, R^2 is not $-C(O)OR^{14}$, wherein R^{14} is optionally substituted alkyl; or

R^1 and R^2 , together with the atom to which they are attached, form an optionally substituted cycloalkenyl, optionally substituted heterocyclyl, optionally substituted aryl, or optionally substituted heteroaryl ring;

R^3 is hydrogen, optionally substituted alkyl, optionally substituted alkenyl, optionally substituted alkynyl, optionally substituted cycloalkyl, optionally substituted aryl, optionally substituted aralkyl, optionally substituted heteroaryl, optionally substituted heterocyclyl, optionally substituted heteroaralkyl, $-C(O)R^{10}$, $-C(O)OR^{10}$, $-S(O)_2R^{10}$, $-C(O)N(R^{11})R^{12}$, $-C(O)N(R^{11})S(O)_2R^{43}$, $-C(O)N(R^{13})N(R^{11})R^{12}$, $-C(O)N(R^{13})N(R^{11})S(O)_2R^{43}$, $-N(R^{13})C(O)R^{10}$, $-N(R^{13})C(O)N(R^{11})R^{12}$,

2003243328 28 Apr 2010

- 274 -

$-N(R^{13})C(O)N(R^{11})S(O)_2R^{43}$, $-N(R^{10})C(O)N(R^{13})N(R^{11})R^{12}$,
 $-N(R^{10})C(O)N(R^{13})N(R^{11})S(O)_2R^{43}$, $-N(R^{13})C(O)OR^{10}$, $-P(O)OR^{10}$, or $-P(O)(OR^{19})OR^{12}$;

R^4 , R^5 , R^6 and R^7 are each independently selected from a group consisting of
hydrogen, optionally substituted alkyl, optionally substituted alkenyl, optionally

5 substituted alkynyl, optionally substituted aryl, optionally substituted heteroaryl, optionally substituted cycloalkyl, optionally substituted heterocyclyl, optionally substituted aralkyl, optionally substituted heteroaralkyl, $-OR^{14}$, $-SR^{14}$, $-S(O)_2R^{14}$, $-N(R^{15})R^{16}$, $-N(R^{15})S(O)_2R^{43}$, $-C(O)R^{18}$, $-C(O)OR^{20}$, $-C(O)N(R^{21})R^{22}$, $-C(O)N(R^{21})S(O)_2R^{43}$, $C(O)N(R^{42})N(R^{21})R^{22}$, and $-C(O)N(R^{42})N(R^{21})S(O)_2R^{43}$; or

10 R^4 and R^5 , or R^4 and R^6 , or R^4 and R^7 , or R^5 and R^6 , or R^5 and R^7 , or R^6 and R^7 , together with the carbon atom to which they are attached, form an optionally substituted cycloalkyl, optionally substituted heterocyclyl, an optionally substituted cycloalkenyl ring, or together form a double bond and the others of R^4 , R^5 , R^6 and R^7 are as described above; or R^6 and R^7 together form an oxo, thioxo, optionally substituted imine, optionally

15 substituted oxime or an optionally substituted hydrazone, or R^6 and R^7 , together with the carbon atom to which they are attached, form an optionally substituted exocyclic double bond, and R^4 and R^5 are as described above;

R^8 is each independently selected from the group consisting of optionally substituted alkyl, optionally substituted alkenyl, optionally substituted alkynyl, optionally

20 substituted aryl, optionally substituted heteroaryl, optionally substituted cycloalkyl, optionally substituted heterocyclyl, halo, pseudohalo, nitro, $-C(O)OR^{23}$, $-C(O)N(R^{24})R^{25}$, $-C(O)N(R^{24})S(O)_2R^{43}$, $-C(O)R^{26}$, $-OR^{27}$, $-SR^{27}$, $-C(S)OR^{23}$, $-C(O)SR^{23}$, $-N(R^{28})R^{29}$, and $-N(R^{28})S(O)_2R^{43}$, or

two adjacent R^8 groups, together with the carbons to which they are attached, form

25 an optionally substituted aryl, optionally substituted cycloalkenyl, optionally substituted heterocyclyl or optionally substituted heteroaryl;

R^9 is hydrogen, optionally substituted alkyl, $-C(O)R^{10}$ or $-S(O)_2R^{43}$;

R^{10} , R^{11} , R^{12} , R^{13} and R^{19} are selected as in (a) or (b) as follows: (a) R^{10} , R^{11} , R^{12} , R^{13} and R^{19} each independently hydrogen, optionally substituted alkyl, optionally

2003243328 28 Apr 2010

- 275 -

substituted alkenyl, optionally substituted alkynyl, optionally substituted cycloalkyl, optionally substituted aryl, optionally substituted aralkyl, optionally substituted heterocyclyl, optionally substituted heteroaryl, or optionally substituted heteroaralkyl; or (b) R^{11} and R^{12} or R^{12} and R^{19} , together with the atoms to which they are attached, form an optionally substituted heterocyclyl ring or an optionally substituted heteroaryl ring; and the others of R^{10} , R^{11} , R^{12} , R^{13} and R^{19} are selected as in (a), above;

R^{14} , R^{15} , R^{16} , R^{17} and R^{18} are selected as in (a) or (b) as follows: (a) R^{14} , R^{15} , R^{16} , R^{17} and R^{18} are each independently hydrogen, optionally substituted alkyl, optionally substituted alkenyl, optionally substituted alkynyl, optionally substituted cycloalkyl, optionally substituted aryl, optionally substituted aralkyl, optionally substituted heterocyclyl, optionally substituted heteroaryl, or optionally substituted heteroaralkyl; or (b) R^{15} and R^{16} , together with the nitrogen atom to which they are attached, form an optionally substituted heterocyclyl ring, or an optionally substituted heteroaryl ring, and the others of R^{14} , R^{15} , R^{16} , R^{17} and R^{18} are selected as in (a) above,

R^{20} , R^{21} , R^{22} and R^{42} are selected as in (a) or (b) as follows: (a) R^{20} , R^{21} , R^{22} and R^{42} are each independently hydrogen, optionally substituted alkyl, optionally substituted alkenyl, optionally substituted alkynyl, optionally substituted cycloalkyl, optionally substituted aryl, optionally substituted aralkyl, optionally substituted heterocyclyl, optionally substituted heteroaryl, or optionally substituted heteroaralkyl; or (b) R^{21} and R^{22} , together with the nitrogen atom to which they are attached, form an optionally substituted heterocyclyl ring, or an optionally substituted heteroaryl ring, and the others of R^{20} , R^{21} , R^{22} and R^{42} are selected as in (a), above;

R^{23} , R^{24} , R^{25} and R^{26} are selected as in (a) or (b) as follows: (a) R^{23} , R^{24} , R^{25} and R^{26} are each independently hydrogen, optionally substituted alkyl, optionally substituted alkenyl, optionally substituted alkynyl, optionally substituted cycloalkyl, optionally substituted aryl, optionally substituted aralkyl, optionally substituted heterocyclyl, optionally substituted heteroaryl, or optionally substituted heteroaralkyl; or (b) R^{24} and R^{25} , together with the nitrogen atom to which they are attached, form an optionally substituted heterocyclyl or an optionally substituted heteroaryl ring, and the others of R^{23} , R^{24} , R^{25} and R^{26} are selected as in (a) above;

2003243328 28 Apr 2010

- 276 -

R^{27} , R^{28} and R^{29} are selected as in (a) or (b) as follows: (a) R^{27} , R^{28} and R^{29} are each independently hydrogen, optionally substituted alkyl, optionally substituted alkenyl, optionally substituted alkynyl, optionally substituted aryl, optionally substituted aralkyl, optionally substituted heteroaryl, optionally substituted heteroaralkyl, $-C(O)R^{30}$,
5 $-C(O)OR^{31}$, $-C(O)N(R^{32})R^{33}$, $-C(O)N(R^{32})S(O)_2R^{43}$, $-C(O)SR^{31}$, $-C(S)OR^{31}$, or $-C(S)N(R^{32})R^{33}$; or (b) R^{28} and R^{29} together with the nitrogen atom to which they are attached, form an optionally substituted heterocyclyl or an optionally substituted heteroaryl ring, and the others of R^{27} , R^{28} and R^{29} are selected as in (a) above;

R^{30} is hydrogen, optionally substituted alkyl, optionally substituted alkenyl,
10 optionally substituted alkynyl, optionally substituted cycloalkyl, optionally substituted aryl, optionally substituted aralkyl, optionally substituted heterocyclyl, optionally substituted heteroaryl, or optionally substituted heteroaralkyl;

R^{31} is optionally substituted alkyl, optionally substituted alkenyl, optionally substituted alkynyl, optionally substituted cycloalkyl, optionally substituted aryl,
15 optionally substituted aralkyl, optionally substituted heterocyclyl, optionally substituted heteroaryl, or optionally substituted heteroaralkyl;

R^{32} and R^{33} are selected as in (a) or (b) as follows: (a) R^{32} and R^{33} are each independently hydrogen, optionally substituted alkyl, optionally substituted alkenyl, optionally substituted alkynyl, optionally substituted cycloalkyl, optionally substituted
20 aryl, optionally substituted aralkyl, optionally substituted heterocyclyl, optionally substituted heteroaryl, or optionally substituted heteroaralkyl; or (b) R^{32} and R^{33} , together with the nitrogen atom to which they are attached, form an optionally substituted heterocyclyl or an optionally substituted heteroaryl ring;

R^{43} is optionally substituted alkyl, optionally substituted alkenyl, optionally substituted alkynyl, optionally substituted cycloalkyl, optionally substituted aryl,
25 optionally substituted aralkyl, optionally substituted heterocyclyl, optionally substituted heteroaryl, or optionally substituted heteroaralkyl;

each of R^1 - R^{33} , R^{42} and R^{43} , when substituted, are substituted with one or more substituents, each independently selected from Q^1 ;

2003243328 28 Apr 2010

- 277 -

- Q¹ is halo, pseudohalo, hydroxy, oxo, thia, nitro, formyl, mercapto, hydroxycarbonyl, hydroxycarbonylalkyl, alkyl, haloalkyl, polyhaloalkyl, diaminoalkyl, alkenyl containing 1 to 2 double bonds, alkynyl containing 1 to 2 triple bonds, cycloalkyl, cycloalkylalkyl, heterocyclyl, heterocyclylalkyl, aryl, heteroaryl, aralkyl, aralkenyl,
- 5 aralkynyl, heteroarylalkyl, trialkylsilyl, dialkylarylsilyl, alkyl diarylsilyl, triarylsilyl, alkylidene, arylalkylidene, alkylcarbonyl, cycloalkylcarbonyl, heterocyclylcarbonyl, arylcarbonyl, heteroarylcarbonyl, alkoxycarbonyl, alkoxycarbonylalkyl, aryloxy carbonyl, aryloxy carbonylalkyl, aralkoxycarbonyl, aralkoxycarbonylalkyl, arylcarbonylalkyl, aminocarbonyl, alkylaminocarbonyl, dialkylaminocarbonyl, arylaminocarbonyl,
- 10 diarylaminocarbonyl, arylalkylaminocarbonyl, alkoxy, aryloxy, heteroaryloxy, heteroaralkoxy, heterocyclyloxy, cycloalkoxy, perfluoroalkoxy, alkenyloxy, alkynyloxy, aralkoxy, alkylcarbonyloxy, arylcarbonyloxy, aralkylcarbonyloxy, alkoxycarbonyloxy, aryloxy carbonyloxy, aralkoxycarbonyloxy, aminocarbonyloxy, alkylaminocarbonyloxy, dialkylaminocarbonyloxy, alkylarylaminocarbonyloxy, diarylaminocarbonyloxy,
- 15 cycloalkylcarbonyloxy, heterocyclylcarbonyloxy, heteroarylcarbonyloxy, heteroaralkylcarbonyloxy, guanidino, isothioureido, amidino, alkylamidino, cycloalkylamidino, heterocyclylamidino, heterocyclylalkylamidino, arylamidino, aralkylamidino, heteroarylamidino, heteroaralkylamidino, aminothiocabonyl, alkylaminothiocarbonyl, arylaminothiocarbonyl, amino, aminoalkyl, alkylaminoalkyl,
- 20 dialkylaminoalkyl, arylaminoalkyl, diarylaminoalkyl, alkylarylaminominoalkyl, alkylamino, dialkylamino, haloalkylamino, cycloalkylamino, heterocyclylamino, heterocyclylalkylamino, arylamino, heteroarylamino, aralkylamino, heteroaralkylamino, diarylamino, alkylarylamino, alkylcarbonylamino, alkoxycarbonylamino, aralkoxycarbonylamino, arylcarbonylamino, arylcarbonylaminoalkyl,
- 25 aryloxy carbonylaminoalkyl, aryloxyarylcarbonylamino, aryloxy carbonylamino, alkylsulfonylamino, arylsulfonylamino, heteroarylsulfonylamino, heterocyclylsulfonylamino, heteroarylthio, azido, -P(R³⁷)₂, -P(O)(R³⁷)₂, -OP(O)(R³⁷)₂, -N(R³⁸)C(O)R³⁹, dialkylphosphonyl, alkylarylphosphonyl, diarylphosphonyl, hydroxyphosphonyl, alkylthio, cycloalkylthio, heterocyclylalkylthio, arylthio, aralkylthio,
- 30 heteroaralkylthio, perfluoroalkylthio, hydroxycarbonylalkylthio, thiocyano, isothiocyano, alkylsulfinyloxy, alkylsulfonyloxy, arylsulfinyloxy, arylsulfonyloxy, hydroxysulfonyloxy,

2003243328 28 Apr 2010

- 278 -

alkoxysulfonyloxy, aminosulfonyloxy, alkylaminosulfonyloxy, dialkylaminosulfonyloxy, arylaminosulfonyloxy, diarylamino sulfonyloxy, alkylarylaminosulfonyloxy, -SO₂F when Q¹ is on R¹⁰ or when Q¹ is on the aryl group of R³ when R³ is -C(O)(aryl), alkylsulfinyl, alkylsulfonyl, arylsulfinyl, arylsulfonyl, hydroxysulfonyl, alkoxysulfonyl, aminosulfonyl, 5 alkylaminosulfonyl, dialkylaminosulfonyl, arylaminosulfonyl, diarylamino sulfonyl, or alkylarylaminosulfonyl; or

two Q¹ groups, which substituted atoms in a 1,2 or 1,3 arrangement, together form alkylene, oxaalkylene, alkylenedioxy, thioalkylenoxy or alkylenedithioxy; or

two Q¹ groups, which substitute the same atom, together form alkylene;

10 each Q¹ is independently unsubstituted or substituted with one or more substituents each independently selected from Q²;

each Q² is independently halo, pseudohalo, hydroxy, oxo, thia, nitro, formyl, mercapto, hydroxycarbonyl, hydroxycarbonylalkyl, alkyl, haloalkyl, polyhaloalkyl, diaminoalkyl, alkenyl containing 1 to 2 double bonds, alkynyl containing 1 to 2 triple 15 bonds, cycloalkyl, cycloalkylalkyl, heterocyclyl, heterocyclylalkyl, aryl, heteroaryl, aralkyl, aralkenyl, aralkynyl, heteroarylalkyl, trialkylsilyl, dialkylarylsilyl, alkyl diarylsilyl, triarylsilyl, alkylidene, arylalkylidene, alkylcarbonyl, cycloalkylcarbonyl, heterocyclylcarbonyl, arylcarbonyl, heteroarylcarbonyl, alkoxycarbonyl, alkoxycarbonylalkyl, aryloxycarbonyl, aryloxycarbonylalkyl, aralkoxycarbonyl, 20 aralkoxycarbonylalkyl, arylcarbonylalkyl, aminocarbonyl, alkylaminocarbonyl, dialkylaminocarbonyl, arylaminocarbonyl, diarylamino carbonyl, arylalkylaminocarbonyl, heteroaryloxy, heteroaralkoxy, heterocyclyloxy, cycloalkoxy, perfluoroalkoxy, alkenyloxy, alkynyloxy, aralkoxy, alkylcarbonyloxy, arylcarbonyloxy, aralkylcarbonyloxy, alkoxycarbonyloxy, aryloxycarbonyloxy, aralkoxycarbonyloxy, aminocarbonyloxy, 25 alkylaminocarbonyloxy, dialkylaminocarbonyloxy, alkylarylaminocarbonyloxy, diarylamino carbonyloxy, guanidino, isothioureido, amidino, alkylamidino, arylamidino, aminothiocarbonyl, alkylaminothiocarbonyl, arylaminothiocarbonyl, amino, aminoalkyl, alkylaminoalkyl, dialkylaminoalkyl, arylaminoalkyl, diarylaminoalkyl, alkylarylaminalkyl, alkylamino, dialkylamino, haloalkylamino, arylamino, diarylamino, 30 alkylarylaminalkyl, alkylcarbonylamino, alkoxycarbonylamino, aralkoxycarbonylamino,

2003243328 28 Apr 2010

- 279 -

arylcarbonylamino, arylcarbonylaminoalkyl, aryloxy carbonylaminoalkyl, aryloxyarylcarbonylamino, aryloxy carbonylamino, alkylsulfonylamino, arylsulfonylamino, heteroarylsulfonylamino, heterocyclylsulfonylamino, heteroarylthio, azido, $-P(R^{37})_2$, $-P(O)(R^{37})_2$, $-OP(O)(R^{37})_2$, $-N(R^{38})C(O)R^{39}$, dialkylphosphonyl, alkylarylphosphonyl, diarylphosphonyl, hydroxyphosphonyl, alkylthio, arylthio, perfluoroalkylthio, hydroxycarbonylalkylthio, thiocyno, isothiocyno, alkylsulfinyloxy, alkylsulfonyloxy, arylsulfinyloxy, arylsulfonyloxy, hydroxysulfonyloxy, alkoxysulfonyloxy, aminosulfonyloxy, alkylaminosulfonyloxy, dialkylaminosulfonyloxy, arylaminosulfonyloxy, diarylaminosulfonyloxy, alkylarylaminosulfonyloxy, alkylsulfinyl, alkylsulfonyl, arylsulfinyl, arylsulfonyl, hydroxysulfonyl, alkoxysulfonyl, aminosulfonyl, alkylaminosulfonyl, dialkylaminosulfonyl, arylaminosulfonyl, diarylaminosulfonyl, or alkylarylaminosulfonyl; or

two Q^2 groups, which substitute atoms in a 1,2 or 1,3 arrangement, together form alkylene, oxaalkylene, alkylenedioxy, thioalkylenoxy or alkylenedithioxy; or

two Q^2 groups, which substitute the same atom, together form alkylene,

R^{37} is hydroxy, alkoxy, aralkoxy, alkyl, heteroaryl, heterocyclyl, aryl or $-NR^{40}R^{41}$;

R^{38} is hydrogen, alkyl, aryl, aralkyl, heteroaryl, heteroaralkyl, heterocyclyl or heterocyclylalkyl; and

R^{39} is alkoxy, aralkoxy, alkyl, heteroaryl, heterocyclyl, aryl or $-N(R^{40})R^{41}$; and

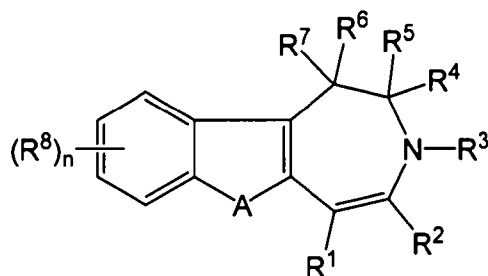
R^{40} and R^{41} are each independently hydrogen, alkyl, aralkyl, aryl, heteroaryl, heteroaralkyl or heterocyclyl, or

R^{40} and R^{41} together form alkylene, azaalkylene, oxaalkylene or thiaalkylene.

71. A method of modulating cholesterol metabolism, catabolism, synthesis, absorption, re-absorption, secretion or excretion in a mammal, comprising administering an effective amount of a compound having a formula:

2003243328 04 Jun 2010

- 280 -



or a pharmaceutically acceptable derivative selected from the group consisting of salts, esters, enol ethers, enol esters, acetals, ketals, orthoesters, hemiacetals, hemiketals, acids, bases, solvates, and hydrates thereof, wherein:

n is 0 to 4;

A is $-N(R^9)-$, $-O-$ or $-S(O)_t-$ (where t is 0 to 2);

R^1 and R^2 are each independently selected from a group consisting of hydrogen, optionally substituted alkyl, optionally substituted alkenyl, optionally substituted alkynyl, optionally substituted aryl, optionally substituted heteroaryl, optionally substituted cycloalkyl, optionally substituted heterocyclyl, optionally substituted aralkyl, optionally substituted heteroaralkyl, $-OR^{14}$, $-SR^{14}$, $-N(R^{15})R^{16}$, $-N(R^{15})S(O)_2R^{43}$, $-N(R^{17})N(R^{15})R^{16}$, $-N(R^{17})N(R^{15})S(O)_2R^{43}$, $-C(O)R^{18}$, $-C(O)OR^{14}$, $-C(S)OR^{14}$, $-C(O)SR^{14}$, $-C(O)N(R^{15})R^{16}$, $-C(O)N(R^{15})S(O)_2R^{43}$, $-C(O)N(R^{15})N=R^{16}$, $-C(O)N(R^{17})N(R^{15})R^{16}$, and $-C(O)N(R^{17})N(R^{15})S(O)_2R^{43}$, provided that when A is O , R^2 is not $-C(O)OR^{14}$, wherein R^{14} is optionally substituted alkyl; or

R^1 and R^2 , together with the atom to which they are attached, form an optionally substituted cycloalkenyl, optionally substituted heterocyclyl, optionally substituted aryl, or optionally substituted heteroaryl ring;

R^3 is hydrogen, optionally substituted alkyl, optionally substituted alkenyl, optionally substituted alkynyl, optionally substituted cycloalkyl, optionally substituted aryl, optionally substituted aralkyl, optionally substituted heteroaryl, optionally substituted heterocyclyl, optionally substituted heteroaralkyl, $-C(O)R^{10}$, $-C(O)OR^{10}$, $-S(O)_2R^{10}$, $-C(O)N(R^{11})R^{12}$, $-C(O)N(R^{11})S(O)_2R^{43}$, $-C(O)N(R^{13})N(R^{11})R^{12}$, $-C(O)N(R^{13})N(R^{11})S(O)_2R^{43}$, $-N(R^{13})C(O)R^{10}$, $-N(R^{13})C(O)N(R^{11})R^{12}$,

2003243328 28 Apr 2010

- 281 -

$-N(R^{13})C(O)N(R^{11})S(O)_2R^{43}$, $-N(R^{10})C(O)N(R^{13})N(R^{11})R^{12}$,
 $-N(R^{10})C(O)N(R^{13})N(R^{11})S(O)_2R^{43}$, $-N(R^{13})C(O)OR^{10}$, $-P(O)OR^{10}$, or $-P(O)(OR^{19})OR^{12}$;

R^4 , R^5 , R^6 and R^7 are each independently selected from a group consisting of
hydrogen, optionally substituted alkyl, optionally substituted alkenyl, optionally
5 substituted alkynyl, optionally substituted aryl, optionally substituted heteroaryl, optionally
substituted cycloalkyl, optionally substituted heterocyclyl, optionally substituted aralkyl,
optionally substituted heteroaralkyl, $-OR^{14}$, $-SR^{14}$, $-S(O)_2R^{14}$, $-N(R^{15})R^{16}$, $-N(R^{15})S(O)_2R^{43}$,
 $-C(O)R^{18}$, $-C(O)OR^{20}$, $-C(O)N(R^{21})R^{22}$, $-C(O)N(R^{21})S(O)_2R^{43}$, $C(O)N(R^{42})N(R^{21})R^{22}$, and
 $-C(O)N(R^{42})N(R^{21})S(O)_2R^{43}$; or

10 R^4 and R^5 , or R^4 and R^6 , or R^4 and R^7 , or R^5 and R^6 , or R^5 and R^7 , or R^6 and R^7 ,
together with the carbon atom to which they are attached, form an optionally substituted
cycloalkyl, optionally substituted heterocyclyl, an optionally substituted cycloalkenyl ring,
or together form a double bond and the others of R^4 , R^5 , R^6 and R^7 are as described above;
or R^6 and R^7 together form an oxo, thioxo, optionally substituted imine, optionally
15 substituted oxime or an optionally substituted hydrazone, or R^6 and R^7 , together with the
carbon atom to which they are attached, form an optionally substituted exocyclic double
bond, and R^4 and R^5 are as described above;

R^8 is each independently selected from the group consisting of optionally
substituted alkyl, optionally substituted alkenyl, optionally substituted alkynyl, optionally
20 substituted aryl, optionally substituted heteroaryl, optionally substituted cycloalkyl,
optionally substituted heterocyclyl, halo, pseudohalo, nitro, $-C(O)OR^{23}$, $-C(O)N(R^{24})R^{25}$,
 $-C(O)N(R^{24})S(O)_2R^{43}$, $-C(O)R^{26}$, $-OR^{27}$, $-SR^{27}$, $-C(S)OR^{23}$, $-C(O)SR^{23}$, $-N(R^{28})R^{29}$, and
 $-N(R^{28})S(O)_2R^{43}$, or

two adjacent R^8 groups, together with the carbons to which they are attached, form
25 an optionally substituted aryl, optionally substituted cycloalkenyl, optionally substituted
heterocyclyl or optionally substituted heteroaryl;

R^9 is hydrogen, optionally substituted alkyl, $-C(O)R^{10}$ or $-S(O)_2R^{43}$;

R^{10} , R^{11} , R^{12} , R^{13} and R^{19} are selected as in (a) or (b) as follows: (a) R^{10} , R^{11} , R^{12} ,
 R^{13} and R^{19} each independently hydrogen, optionally substituted alkyl, optionally

2003243328 28 Apr 2010

- 282 -

substituted alkenyl, optionally substituted alkynyl, optionally substituted cycloalkyl, optionally substituted aryl, optionally substituted aralkyl, optionally substituted heterocyclyl, optionally substituted heteroaryl, or optionally substituted heteroaralkyl; or (b) R^{11} and R^{12} or R^{12} and R^{19} , together with the atoms to which they are attached, form an optionally substituted heterocyclyl ring or an optionally substituted heteroaryl ring; and the others of R^{10} , R^{11} , R^{12} , R^{13} and R^{19} are selected as in (a), above;

R^{14} , R^{15} , R^{16} , R^{17} and R^{18} are selected as in (a) or (b) as follows: (a) R^{14} , R^{15} , R^{16} , R^{17} and R^{18} are each independently hydrogen, optionally substituted alkyl, optionally substituted alkenyl, optionally substituted alkynyl, optionally substituted cycloalkyl, optionally substituted aryl, optionally substituted aralkyl, optionally substituted heterocyclyl, optionally substituted heteroaryl, or optionally substituted heteroaralkyl; or (b) R^{15} and R^{16} , together with the nitrogen atom to which they are attached, form an optionally substituted heterocyclyl ring, or an optionally substituted heteroaryl ring, and the others of R^{14} , R^{15} , R^{16} , R^{17} and R^{18} are selected as in (a) above,

R^{20} , R^{21} , R^{22} and R^{42} are selected as in (a) or (b) as follows: (a) R^{20} , R^{21} , R^{22} and R^{42} are each independently hydrogen, optionally substituted alkyl, optionally substituted alkenyl, optionally substituted alkynyl, optionally substituted cycloalkyl, optionally substituted aryl, optionally substituted aralkyl, optionally substituted heterocyclyl, optionally substituted heteroaryl, or optionally substituted heteroaralkyl; or (b) R^{21} and R^{22} , together with the nitrogen atom to which they are attached, form an optionally substituted heterocyclyl ring, or an optionally substituted heteroaryl ring, and the others of R^{20} , R^{21} , R^{22} and R^{42} are selected as in (a), above;

R^{23} , R^{24} , R^{25} and R^{26} are selected as in (a) or (b) as follows: (a) R^{23} , R^{24} , R^{25} and R^{26} are each independently hydrogen, optionally substituted alkyl, optionally substituted alkenyl, optionally substituted alkynyl, optionally substituted cycloalkyl, optionally substituted aryl, optionally substituted aralkyl, optionally substituted heterocyclyl, optionally substituted heteroaryl, or optionally substituted heteroaralkyl; or (b) R^{24} and R^{25} , together with the nitrogen atom to which they are attached, form an optionally substituted heterocyclyl or an optionally substituted heteroaryl ring, and the others of R^{23} , R^{24} , R^{25} and R^{26} are selected as in (a) above;

2003243328 28 Apr 2010

- 283 -

R^{27} , R^{28} and R^{29} are selected as in (a) or (b) as follows: (a) R^{27} , R^{28} and R^{29} are each independently hydrogen, optionally substituted alkyl, optionally substituted alkenyl, optionally substituted alkynyl, optionally substituted aryl, optionally substituted aralkyl, optionally substituted heteroaryl, optionally substituted heteroaralkyl, $-C(O)R^{30}$,
 5 $-C(O)OR^{31}$, $-C(O)N(R^{32})R^{33}$, $-C(O)N(R^{32})S(O)_2R^{43}$, $-C(O)SR^{31}$, $-C(S)OR^{31}$, or $-C(S)N(R^{32})R^{33}$; or (b) R^{28} and R^{29} together with the nitrogen atom to which they are attached, form an optionally substituted heterocyclyl or an optionally substituted heteroaryl ring, and the others of R^{27} , R^{28} and R^{29} are selected as in (a) above;

R^{30} is hydrogen, optionally substituted alkyl, optionally substituted alkenyl,
 10 optionally substituted alkynyl, optionally substituted cycloalkyl, optionally substituted aryl, optionally substituted aralkyl, optionally substituted heterocyclyl, optionally substituted heteroaryl, or optionally substituted heteroaralkyl;

R^{31} is optionally substituted alkyl, optionally substituted alkenyl, optionally substituted alkynyl, optionally substituted cycloalkyl, optionally substituted aryl,
 15 optionally substituted aralkyl, optionally substituted heterocyclyl, optionally substituted heteroaryl, or optionally substituted heteroaralkyl;

R^{32} and R^{33} are selected as in (a) or (b) as follows: (a) R^{32} and R^{33} are each independently hydrogen, optionally substituted alkyl, optionally substituted alkenyl, optionally substituted alkynyl, optionally substituted cycloalkyl, optionally substituted
 20 aryl, optionally substituted aralkyl, optionally substituted heterocyclyl, optionally substituted heteroaryl, or optionally substituted heteroaralkyl; or (b) R^{32} and R^{33} , together with the nitrogen atom to which they are attached, form an optionally substituted heterocyclyl or an optionally substituted heteroaryl ring;

R^{43} is optionally substituted alkyl, optionally substituted alkenyl, optionally substituted alkynyl, optionally substituted cycloalkyl, optionally substituted aryl,
 25 optionally substituted aralkyl, optionally substituted heterocyclyl, optionally substituted heteroaryl, or optionally substituted heteroaralkyl;

each of R^1 - R^{33} , R^{42} and R^{43} , when substituted, are substituted with one or more substituents, each independently selected from Q^1 ;

2003243328 28 Apr 2010

- 284 -

- Q¹ is halo, pseudohalo, hydroxy, oxo, thia, nitro, formyl, mercapto, hydroxycarbonyl, hydroxycarbonylalkyl, alkyl, haloalkyl, polyhaloalkyl, diaminoalkyl, alkenyl containing 1 to 2 double bonds, alkynyl containing 1 to 2 triple bonds, cycloalkyl, cycloalkylalkyl, heterocyclyl, heterocyclylalkyl, aryl, heteroaryl, aralkyl, aralkenyl,
- 5 aralkynyl, heteroarylalkyl, trialkylsilyl, dialkylarylsilyl, alkyl diarylsilyl, triarylsilyl, alkylidene, arylalkylidene, alkylcarbonyl, cycloalkylcarbonyl, heterocyclylcarbonyl, arylcarbonyl, heteroarylcarbonyl, alkoxycarbonyl, alkoxycarbonylalkyl, aryloxy carbonyl, aryloxy carbonylalkyl, aralkoxycarbonyl, aralkoxycarbonylalkyl, arylcarbonylalkyl, aminocarbonyl, alkylaminocarbonyl, dialkylaminocarbonyl, arylaminocarbonyl,
- 10 diarylaminocarbonyl, arylalkylaminocarbonyl, alkoxy, aryloxy, heteroaryloxy, heteroaralkoxy, heterocyclyloxy, cycloalkoxy, perfluoroalkoxy, alkenyloxy, alkynyloxy, aralkoxy, alkylcarbonyloxy, arylcarbonyloxy, aralkylcarbonyloxy, alkoxycarbonyloxy, aryloxy carbonyloxy, aralkoxycarbonyloxy, aminocarbonyloxy, alkylaminocarbonyloxy, dialkylaminocarbonyloxy, alkylarylaminocarbonyloxy, diarylaminocarbonyloxy,
- 15 cycloalkylcarbonyloxy, heterocyclylcarbonyloxy, heteroarylcarbonyloxy, heteroaralkylcarbonyloxy, guanidino, isothioureido, amidino, alkylamidino, cycloalkylamidino, heterocyclylamidino, heterocyclylalkylamidino, arylamidino, aralkylamidino, heteroarylamidino, heteroaralkylamidino, aminothiocarbonyl, alkylaminothiocarbonyl, arylaminothiocarbonyl, amino, aminoalkyl, alkylaminoalkyl,
- 20 dialkylaminoalkyl, arylaminoalkyl, diarylaminoalkyl, alkylarylaminominoalkyl, alkylamino, dialkylamino, haloalkylamino, cycloalkylamino, heterocyclylamino, heterocyclylalkylamino, arylamino, heteroarylamino, aralkylamino, heteroaralkylamino, diarylamino, alkylarylaminomino, alkylcarbonylamino, alkoxycarbonylamino, aralkoxycarbonylamino, arylcarbonylamino, arylcarbonylaminoalkyl,
- 25 aryloxy carbonylaminoalkyl, aryloxyarylcarbonylamino, aryloxy carbonylamino, alkylsulfonylamino, arylsulfonylamino, heteroarylsulfonylamino, heterocyclylsulfonylamino, heteroarylthio, azido, -P(R³⁷)₂, -P(O)(R³⁷)₂, -OP(O)(R³⁷)₂, -N(R³⁸)C(O)R³⁹, dialkylphosphonyl, alkylarylphosphonyl, diarylphosphonyl, hydroxyphosphonyl, alkylthio, cycloalkylthio, heterocyclylalkylthio, arylthio, aralkylthio,
- 30 heteroaralkylthio, perfluoroalkylthio, hydroxycarbonylalkylthio, thiocyano, isothiocyano, alkylsulfinyloxy, alkylsulfonyloxy, arylsulfinyloxy, arylsulfonyloxy, hydroxysulfonyloxy,

2003243328 28 Apr 2010

- 285 -

alkoxysulfonyloxy, aminosulfonyloxy, alkylaminosulfonyloxy, dialkylaminosulfonyloxy, arylaminosulfonyloxy, diarylamino sulfonyloxy, alkylarylaminosulfonyloxy, -SO₂F when Q¹ is on R¹⁰ or when Q¹ is on the aryl group of R³ when R³ is -C(O)(aryl), alkylsulfinyl, alkylsulfonyl, arylsulfinyl, arylsulfonyl, hydroxysulfonyl, alkoxysulfonyl, aminosulfonyl, 5 alkylaminosulfonyl, dialkylaminosulfonyl, arylaminosulfonyl, diarylamino sulfonyl, or alkylarylaminosulfonyl; or

two Q¹ groups, which substituted atoms in a 1,2 or 1,3 arrangement, together form alkylene, oxaalkylene, alkylenedioxy, thioalkylenoxy or alkylenedithioxy; or

two Q¹ groups, which substitute the same atom, together form alkylene;

10 each Q¹ is independently unsubstituted or substituted with one or more substituents each independently selected from Q²;

each Q² is independently halo, pseudohalo, hydroxy, oxo, thia, nitro, formyl, mercapto, hydroxycarbonyl, hydroxycarbonylalkyl, alkyl, haloalkyl, polyhaloalkyl, diaminoalkyl, alkenyl containing 1 to 2 double bonds, alkynyl containing 1 to 2 triple 15 bonds, cycloalkyl, cycloalkylalkyl, heterocyclyl, heterocyclylalkyl, aryl, heteroaryl, aralkyl, aralkenyl, aralkynyl, heteroarylalkyl, trialkylsilyl, dialkylarylsilyl, alkyl diarylsilyl, triarylsilyl, alkylidene, arylalkylidene, alkylcarbonyl, cycloalkylcarbonyl, heterocyclylcarbonyl, arylcarbonyl, heteroarylcarbonyl, alkoxycarbonyl, alkoxycarbonylalkyl, aryloxy carbonyl, aryloxy carbonylalkyl, aralkoxycarbonyl, 20 aralkoxycarbonylalkyl, arylcarbonylalkyl, aminocarbonyl, alkylaminocarbonyl, dialkylaminocarbonyl, arylaminocarbonyl, diarylamino carbonyl, arylalkylaminocarbonyl, heteroaryloxy, heteroaralkoxy, heterocyclyloxy, cycloalkoxy, perfluoroalkoxy, alkenyloxy, alkynyloxy, aralkoxy, alkylcarbonyloxy, arylcarbonyloxy, aralkylcarbonyloxy, alkoxycarbonyloxy, aryloxy carbonyloxy, aralkoxycarbonyloxy, aminocarbonyloxy, 25 alkylaminocarbonyloxy, dialkylaminocarbonyloxy, alkylarylaminocarbonyloxy, diarylamino carbonyloxy, guanidino, isothioureido, amidino, alkylamidino, arylamidino, aminothiocarbonyl, alkylamino thiocarbonyl, arylamino thiocarbonyl, amino, aminoalkyl, alkylaminoalkyl, dialkylaminoalkyl, arylaminoalkyl, diarylaminoalkyl, alkylaryl aminoalkyl, alkylamino, dialkylamino, haloalkylamino, arylamino, diarylamino, 30 alkylaryl amino, alkylcarbonylamino, alkoxycarbonylamino, aralkoxycarbonylamino,

2003243328 28 Apr 2010

- 286 -

arylcarbonylamino, arylcarbonylaminoalkyl, aryloxy carbonylaminoalkyl,
 aryloxyarylcarbonylamino, aryloxy carbonylamino, alkylsulfonylamino, arylsulfonylamino,
 heteroarylsulfonylamino, heterocyclisulfonylamino, heteroarylthio, azido, $-P(R^{37})_2$,
 $-P(O)(R^{37})_2$, $-OP(O)(R^{37})_2$, $-N(R^{38})C(O)R^{39}$, dialkylphosphonyl, alkylarylphosphonyl,
 5 diarylphosphonyl, hydroxyphosphonyl, alkylthio, arylthio, perfluoroalkylthio,
 hydroxycarbonylalkylthio, thiocyno, isothiocyno, alkylsulfinyloxy, alkylsulfonyloxy,
 arylsulfinyloxy, arylsulfonyloxy, hydroxysulfonyloxy, alkoxysulfonyloxy,
 aminosulfonyloxy, alkylaminosulfonyloxy, dialkylaminosulfonyloxy,
 arylaminosulfonyloxy, diarylaminosulfonyloxy, alkylarylaminosulfonyloxy, alkylsulfinyl,
 10 alkylsulfonyl, arylsulfinyl, arylsulfonyl, hydroxysulfonyl, alkoxysulfonyl, aminosulfonyl,
 alkylaminosulfonyl, dialkylaminosulfonyl, arylaminosulfonyl, diarylaminosulfonyl, or
 alkylarylaminosulfonyl; or

two Q^2 groups, which substitute atoms in a 1,2 or 1,3 arrangement, together form
 alkylene, oxaalkylene, alkylenedioxy, thioalkylenoxy or alkylenedithioxy; or

15 two Q^2 groups, which substitute the same atom, together form alkylene,

R^{37} is hydroxy, alkoxy, aralkoxy, alkyl, heteroaryl, heterocyclyl, aryl or $-NR^{40}R^{41}$;

R^{38} is hydrogen, alkyl, aryl, aralkyl, heteroaryl, heteroaralkyl, heterocyclyl or
 heterocyclylalkyl; and

R^{39} is alkoxy, aralkoxy, alkyl, heteroaryl, heterocyclyl, aryl or $-N(R^{40})R^{41}$; and

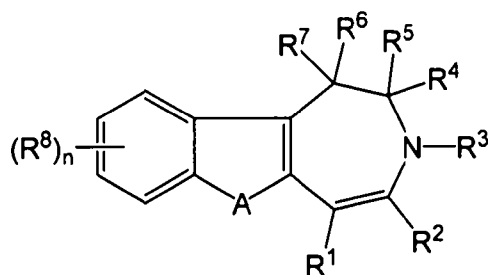
20 R^{40} and R^{41} are each independently hydrogen, alkyl, aralkyl, aryl, heteroaryl,
 heteroaralkyl or heterocyclyl, or

R^{40} and R^{41} together form alkylene, azaalkylene, oxaalkylene or thiaalkylene.

72. A method of modulating triglyceride metabolism, catabolism, synthesis,
 absorption, re-absorption, secretion or excretion in a mammal comprising administering an
 25 effective amount of a compound having a formula:

2003243328 04 Jun 2010

- 287 -



or a pharmaceutically acceptable derivative selected from the group consisting of salts, esters, enol ethers, enol esters, acetals, ketals, orthoesters, hemiacetals, hemiketals, acids, bases, solvates, and hydrates thereof, wherein:

n is 0 to 4;

A is $-N(R^9)-$, $-O-$ or $-S(O)_t-$ (where t is 0 to 2);

R^1 and R^2 are each independently selected from a group consisting of hydrogen, optionally substituted alkyl, optionally substituted alkenyl, optionally substituted alkynyl, optionally substituted aryl, optionally substituted heteroaryl, optionally substituted cycloalkyl, optionally substituted heterocyclyl, optionally substituted aralkyl, optionally substituted heteroaralkyl, $-OR^{14}$, $-SR^{14}$, $-N(R^{15})R^{16}$, $-N(R^{15})S(O)_2R^{43}$, $-N(R^{17})N(R^{15})R^{16}$, $-N(R^{17})N(R^{15})S(O)_2R^{43}$, $-C(O)R^{18}$, $-C(O)OR^{14}$, $-C(S)OR^{14}$, $-C(O)SR^{14}$, $-C(O)N(R^{15})R^{16}$, $-C(O)N(R^{15})S(O)_2R^{43}$, $-C(O)N(R^{15})N=R^{16}$, $-C(O)N(R^{17})N(R^{15})R^{16}$, and $-C(O)N(R^{17})N(R^{15})S(O)_2R^{43}$, provided that when A is O , R^2 is not $-C(O)OR^{14}$, wherein R^{14} is optionally substituted alkyl; or

R^1 and R^2 , together with the atom to which they are attached, form an optionally substituted cycloalkenyl, optionally substituted heterocyclyl, optionally substituted aryl, or optionally substituted heteroaryl ring;

R^3 is hydrogen, optionally substituted alkyl, optionally substituted alkenyl, optionally substituted alkynyl, optionally substituted cycloalkyl, optionally substituted aryl, optionally substituted aralkyl, optionally substituted heteroaryl, optionally substituted heterocyclyl, optionally substituted heteroaralkyl, $-C(O)R^{10}$, $-C(O)OR^{10}$, $-S(O)_2R^{10}$, $-C(O)N(R^{11})R^{12}$, $-C(O)N(R^{11})S(O)_2R^{43}$, $-C(O)N(R^{13})N(R^{11})R^{12}$, $-C(O)N(R^{13})N(R^{11})S(O)_2R^{43}$, $-N(R^{13})C(O)R^{10}$, $-N(R^{13})C(O)N(R^{11})R^{12}$,

2807668-1

2003243328 28 Apr 2010

- 288 -

$-N(R^{13})C(O)N(R^{11})S(O)_2R^{43}$, $-N(R^{10})C(O)N(R^{13})N(R^{11})R^{12}$,
 $-N(R^{10})C(O)N(R^{13})N(R^{11})S(O)_2R^{43}$, $-N(R^{13})C(O)OR^{10}$, $-P(O)OR^{10}$, or $-P(O)(OR^{19})OR^{12}$;

R^4 , R^5 , R^6 and R^7 are each independently selected from a group consisting of
hydrogen, optionally substituted alkyl, optionally substituted alkenyl, optionally
5 substituted alkynyl, optionally substituted aryl, optionally substituted heteroaryl, optionally
substituted cycloalkyl, optionally substituted heterocyclyl, optionally substituted aralkyl,
optionally substituted heteroaralkyl, $-OR^{14}$, $-SR^{14}$, $-S(O)_2R^{14}$, $-N(R^{15})R^{16}$, $-N(R^{15})S(O)_2R^{43}$,
 $-C(O)R^{18}$, $-C(O)OR^{20}$, $-C(O)N(R^{21})R^{22}$, $-C(O)N(R^{21})S(O)_2R^{43}$, $C(O)N(R^{42})N(R^{21})R^{22}$, and
 $-C(O)N(R^{42})N(R^{21})S(O)_2R^{43}$; or

10 R^4 and R^5 , or R^4 and R^6 , or R^4 and R^7 , or R^5 and R^6 , or R^5 and R^7 , or R^6 and R^7 ,
together with the carbon atom to which they are attached, form an optionally substituted
cycloalkyl, optionally substituted heterocyclyl, an optionally substituted cycloalkenyl ring,
or together form a double bond and the others of R^4 , R^5 , R^6 and R^7 are as described above;
or R^6 and R^7 together form an oxo, thioxo, optionally substituted imine, optionally
15 substituted oxime or an optionally substituted hydrazone, or R^6 and R^7 , together with the
carbon atom to which they are attached, form an optionally substituted exocyclic double
bond, and R^4 and R^5 are as described above;

R^8 is each independently selected from the group consisting of optionally
substituted alkyl, optionally substituted alkenyl, optionally substituted alkynyl, optionally
20 substituted aryl, optionally substituted heteroaryl, optionally substituted cycloalkyl,
optionally substituted heterocyclyl, halo, pseudohalo, nitro, $-C(O)OR^{23}$, $-C(O)N(R^{24})R^{25}$,
 $-C(O)N(R^{24})S(O)_2R^{43}$, $-C(O)R^{26}$, $-OR^{27}$, $-SR^{27}$, $-C(S)OR^{23}$, $-C(O)SR^{23}$, $-N(R^{28})R^{29}$, and
 $-N(R^{28})S(O)_2R^{43}$; or

two adjacent R^8 groups, together with the carbons to which they are attached, form
25 an optionally substituted aryl, optionally substituted cycloalkenyl, optionally substituted
heterocyclyl or optionally substituted heteroaryl;

R^9 is hydrogen, optionally substituted alkyl, $-C(O)R^{10}$ or $-S(O)_2R^{43}$;

R^{10} , R^{11} , R^{12} , R^{13} and R^{19} are selected as in (a) or (b) as follows: (a) R^{10} , R^{11} , R^{12} ,
 R^{13} and R^{19} each independently hydrogen, optionally substituted alkyl, optionally

2003243328 28 Apr 2010

- 289 -

substituted alkenyl, optionally substituted alkynyl, optionally substituted cycloalkyl, optionally substituted aryl, optionally substituted aralkyl, optionally substituted heterocyclyl, optionally substituted heteroaryl, or optionally substituted heteroaralkyl; or (b) R^{11} and R^{12} or R^{12} and R^{19} , together with the atoms to which they are attached, form an optionally substituted heterocyclyl ring or an optionally substituted heteroaryl ring; and the others of R^{10} , R^{11} , R^{12} , R^{13} and R^{19} are selected as in (a), above;

R^{14} , R^{15} , R^{16} , R^{17} and R^{18} are selected as in (a) or (b) as follows: (a) R^{14} , R^{15} , R^{16} , R^{17} and R^{18} are each independently hydrogen, optionally substituted alkyl, optionally substituted alkenyl, optionally substituted alkynyl, optionally substituted cycloalkyl, optionally substituted aryl, optionally substituted aralkyl, optionally substituted heterocyclyl, optionally substituted heteroaryl, or optionally substituted heteroaralkyl; or (b) R^{15} and R^{16} , together with the nitrogen atom to which they are attached, form an optionally substituted heterocyclyl ring, or an optionally substituted heteroaryl ring, and the others of R^{14} , R^{15} , R^{16} , R^{17} and R^{18} are selected as in (a) above,

R^{20} , R^{21} , R^{22} and R^{42} are selected as in (a) or (b) as follows: (a) R^{20} , R^{21} , R^{22} and R^{42} are each independently hydrogen, optionally substituted alkyl, optionally substituted alkenyl, optionally substituted alkynyl, optionally substituted cycloalkyl, optionally substituted aryl, optionally substituted aralkyl, optionally substituted heterocyclyl, optionally substituted heteroaryl, or optionally substituted heteroaralkyl; or (b) R^{21} and R^{22} , together with the nitrogen atom to which they are attached, form an optionally substituted heterocyclyl ring, or an optionally substituted heteroaryl ring, and the others of R^{20} , R^{21} , R^{22} and R^{42} are selected as in (a), above;

R^{23} , R^{24} , R^{25} and R^{26} are selected as in (a) or (b) as follows: (a) R^{23} , R^{24} , R^{25} and R^{26} are each independently hydrogen, optionally substituted alkyl, optionally substituted alkenyl, optionally substituted alkynyl, optionally substituted cycloalkyl, optionally substituted aryl, optionally substituted aralkyl, optionally substituted heterocyclyl, optionally substituted heteroaryl, or optionally substituted heteroaralkyl; or (b) R^{24} and R^{25} , together with the nitrogen atom to which they are attached, form an optionally substituted heterocyclyl or an optionally substituted heteroaryl ring, and the others of R^{23} , R^{24} , R^{25} and R^{26} are selected as in (a) above;

2003243328 28 Apr 2010

- 290 -

R^{27} , R^{28} and R^{29} are selected as in (a) or (b) as follows: (a) R^{27} , R^{28} and R^{29} are each independently hydrogen, optionally substituted alkyl, optionally substituted alkenyl, optionally substituted alkynyl, optionally substituted aryl, optionally substituted aralkyl, optionally substituted heteroaryl, optionally substituted heteroaralkyl, $-C(O)R^{30}$,
 5 $-C(O)OR^{31}$, $-C(O)N(R^{32})R^{33}$, $-C(O)N(R^{32})S(O)_2R^{43}$, $-C(O)SR^{31}$, $-C(S)OR^{31}$, or $-C(S)N(R^{32})R^{33}$; or (b) R^{28} and R^{29} together with the nitrogen atom to which they are attached, form an optionally substituted heterocyclyl or an optionally substituted heteroaryl ring, and the others of R^{27} , R^{28} and R^{29} are selected as in (a) above;

R^{30} is hydrogen, optionally substituted alkyl, optionally substituted alkenyl,
 10 optionally substituted alkynyl, optionally substituted cycloalkyl, optionally substituted aryl, optionally substituted aralkyl, optionally substituted heterocyclyl, optionally substituted heteroaryl, or optionally substituted heteroaralkyl;

R^{31} is optionally substituted alkyl, optionally substituted alkenyl, optionally substituted alkynyl, optionally substituted cycloalkyl, optionally substituted aryl,
 15 optionally substituted aralkyl, optionally substituted heterocyclyl, optionally substituted heteroaryl, or optionally substituted heteroaralkyl;

R^{32} and R^{33} are selected as in (a) or (b) as follows: (a) R^{32} and R^{33} are each independently hydrogen, optionally substituted alkyl, optionally substituted alkenyl, optionally substituted alkynyl, optionally substituted cycloalkyl, optionally substituted
 20 aryl, optionally substituted aralkyl, optionally substituted heterocyclyl, optionally substituted heteroaryl, or optionally substituted heteroaralkyl; or (b) R^{32} and R^{33} , together with the nitrogen atom to which they are attached, form an optionally substituted heterocyclyl or an optionally substituted heteroaryl ring;

R^{43} is optionally substituted alkyl, optionally substituted alkenyl, optionally substituted alkynyl, optionally substituted cycloalkyl, optionally substituted aryl,
 25 optionally substituted aralkyl, optionally substituted heterocyclyl, optionally substituted heteroaryl, or optionally substituted heteroaralkyl;

each of R^1 - R^{33} , R^{42} and R^{43} , when substituted, are substituted with one or more substituents, each independently selected from Q^1 ;

2003243328 28 Apr 2010

- 291 -

- Q¹ is halo, pseudohalo, hydroxy, oxo, thia, nitro, formyl, mercapto, hydroxycarbonyl, hydroxycarbonylalkyl, alkyl, haloalkyl, polyhaloalkyl, diaminoalkyl, alkenyl containing 1 to 2 double bonds, alkynyl containing 1 to 2 triple bonds, cycloalkyl, cycloalkylalkyl, heterocyclyl, heterocyclylalkyl, aryl, heteroaryl, aralkyl, aralkenyl,
- 5 aralkynyl, heteroarylalkyl, trialkylsilyl, dialkylarylsilyl, alkyl diarylsilyl, triarylsilyl, alkylidene, arylalkylidene, alkylcarbonyl, cycloalkylcarbonyl, heterocyclylcarbonyl, arylcarbonyl, heteroarylcarbonyl, alkoxycarbonyl, alkoxycarbonylalkyl, aryloxy carbonyl, aryloxy carbonylalkyl, aralkoxycarbonyl, aralkoxycarbonylalkyl, arylcarbonylalkyl, aminocarbonyl, alkylaminocarbonyl, dialkylaminocarbonyl, arylaminocarbonyl,
- 10 diarylaminocarbonyl, arylalkylaminocarbonyl, alkoxy, aryloxy, heteroaryloxy, heteroaralkoxy, heterocyclyloxy, cycloalkoxy, perfluoroalkoxy, alkenyloxy, alkynyloxy, aralkoxy, alkylcarbonyloxy, arylcarbonyloxy, aralkylcarbonyloxy, alkoxycarbonyloxy, aryloxy carbonyloxy, aralkoxycarbonyloxy, aminocarbonyloxy, alkylaminocarbonyloxy, dialkylaminocarbonyloxy, alkylarylaminocarbonyloxy, diarylaminocarbonyloxy,
- 15 cycloalkylcarbonyloxy, heterocyclylcarbonyloxy, heteroarylcarbonyloxy, heteroaralkylcarbonyloxy, guanidino, isothioureido, amidino, alkylamidino, cycloalkylamidino, heterocyclylamidino, heterocyclylalkylamidino, arylamidino, aralkylamidino, heteroarylamidino, heteroaralkylamidino, aminothiocarbonyl, alkylaminothiocarbonyl, arylaminothiocarbonyl, amino, aminoalkyl, alkylaminoalkyl,
- 20 dialkylaminoalkyl, arylaminoalkyl, diarylaminoalkyl, alkylaryl aminoalkyl, alkylamino, dialkylamino, haloalkylamino, cycloalkylamino, heterocyclylamino, heterocyclylalkylamino, arylamino, heteroarylamino, aralkylamino, heteroaralkylamino, diarylamino, alkylaryl amino, alkylcarbonylamino, alkoxycarbonylamino, aralkoxycarbonylamino, arylcarbonylamino, arylcarbonylaminoalkyl,
- 25 aryloxy carbonylaminoalkyl, aryloxyarylcarbonylamino, aryloxy carbonylamino, alkylsulfonylamino, arylsulfonylamino, heteroarylsulfonylamino, heterocyclylsulfonylamino, heteroarylthio, azido, -P(R³⁷)₂, -P(O)(R³⁷)₂, -OP(O)(R³⁷)₂, -N(R³⁸)C(O)R³⁹, dialkylphosphonyl, alkylarylphosphonyl, diarylphosphonyl, hydroxyphosphonyl, alkylthio, cycloalkylthio, heterocyclylalkylthio, arylthio, aralkylthio,
- 30 heteroaralkylthio, perfluoroalkylthio, hydroxycarbonylalkylthio, thiocyano, isothiocyano, alkylsulfinyloxy, alkylsulfonyloxy, arylsulfinyloxy, arylsulfonyloxy, hydroxysulfonyloxy,

2003243328 28 Apr 2010

- 292 -

alkoxysulfonyloxy, aminosulfonyloxy, alkylaminosulfonyloxy, dialkylaminosulfonyloxy, arylaminosulfonyloxy, diarylamino sulfonyloxy, alkylarylaminosulfonyloxy, -SO₂F when Q¹ is on R¹⁰ or when Q¹ is on the aryl group of R³ when R³ is -C(O)(aryl), alkylsulfinyl, alkylsulfonyl, arylsulfinyl, arylsulfonyl, hydroxysulfonyl, alkoxysulfonyl, aminosulfonyl, 5 alkylaminosulfonyl, dialkylaminosulfonyl, arylaminosulfonyl, diarylamino sulfonyl, or alkylarylaminosulfonyl; or

two Q¹ groups, which substituted atoms in a 1,2 or 1,3 arrangement, together form alkylene, oxaalkylene, alkylenedioxy, thioalkylenoxy or alkylenedithioxy; or

two Q¹ groups, which substitute the same atom, together form alkylene;

10 each Q¹ is independently unsubstituted or substituted with one or more substituents each independently selected from Q²;

each Q² is independently halo, pseudohalo, hydroxy, oxo, thia, nitro, formyl, mercapto, hydroxycarbonyl, hydroxycarbonylalkyl, alkyl, haloalkyl, polyhaloalkyl, diaminoalkyl, alkenyl containing 1 to 2 double bonds, alkynyl containing 1 to 2 triple 15 bonds, cycloalkyl, cycloalkylalkyl, heterocyclyl, heterocyclylalkyl, aryl, heteroaryl, aralkyl, aralkenyl, aralkynyl, heteroarylalkyl, trialkylsilyl, dialkylarylsilyl, alkyl diarylsilyl, triarylsilyl, alkylidene, arylalkylidene, alkylcarbonyl, cycloalkylcarbonyl, heterocyclylcarbonyl, arylcarbonyl, heteroarylcarbonyl, alkoxycarbonyl, alkoxycarbonylalkyl, aryloxy carbonyl, aryloxy carbonylalkyl, aralkoxycarbonyl, 20 aralkoxycarbonylalkyl, arylcarbonylalkyl, aminocarbonyl, alkylaminocarbonyl, dialkylaminocarbonyl, arylaminocarbonyl, diarylamino carbonyl, arylalkylaminocarbonyl, heteroaryloxy, heteroaralkoxy, heterocyclyloxy, cycloalkoxy, perfluoroalkoxy, alkenyloxy, alkynyloxy, aralkoxy, alkylcarbonyloxy, arylcarbonyloxy, aralkylcarbonyloxy, alkoxycarbonyloxy, aryloxy carbonyloxy, aralkoxycarbonyloxy, aminocarbonyloxy, 25 alkylaminocarbonyloxy, dialkylaminocarbonyloxy, alkylarylaminocarbonyloxy, diarylamino carbonyloxy, guanidino, isothioureido, amidino, alkylamidino, arylamidino, aminothiocarbonyl, alkylaminothiocarbonyl, arylaminothiocarbonyl, amino, aminoalkyl, alkylaminoalkyl, dialkylaminoalkyl, arylaminoalkyl, diarylaminoalkyl, alkylarylaminalkyl, alkylamino, dialkylamino, haloalkylamino, arylamino, diarylamino, 30 alkylarylaminalkyl, alkylcarbonylamino, alkoxycarbonylamino, aralkoxycarbonylamino,

2003243328 28 Apr 2010

- 293 -

arylcarbonylamino, arylcarbonylaminoalkyl, aryloxy carbonylaminoalkyl,
 aryloxyarylcarbonylamino, aryloxy carbonylamino, alkylsulfonylamino, arylsulfonylamino,
 heteroarylsulfonylamino, heterocyclisulfonylamino, heteroarylthio, azido, $-P(R^{37})_2$,
 $-P(O)(R^{37})_2$, $-OP(O)(R^{37})_2$, $-N(R^{38})C(O)R^{39}$, dialkylphosphonyl, alkylarylphosphonyl,
 5 diarylphosphonyl, hydroxyphosphonyl, alkylthio, arylthio, perfluoroalkylthio,
 hydroxycarbonylalkylthio, thiocyno, isothiocyno, alkylsulfinyloxy, alkylsulfonyloxy,
 arylsulfinyloxy, arylsulfonyloxy, hydroxysulfonyloxy, alkoxysulfonyloxy,
 aminosulfonyloxy, alkylaminosulfonyloxy, dialkylaminosulfonyloxy,
 arylaminosulfonyloxy, diarylaminosulfonyloxy, alkylarylaminosulfonyloxy, alkylsulfinyl,
 10 alkylsulfonyl, arylsulfinyl, arylsulfonyl, hydroxysulfonyl, alkoxysulfonyl, aminosulfonyl,
 alkylaminosulfonyl, dialkylaminosulfonyl, arylaminosulfonyl, diarylaminosulfonyl, or
 alkylarylaminosulfonyl; or

two Q^2 groups, which substitute atoms in a 1,2 or 1,3 arrangement, together form
 alkylene, oxaalkylene, alkylenedioxy, thioalkylenoxy or alkylenedithioxy; or

15 two Q^2 groups, which substitute the same atom, together form alkylene,
 R^{37} is hydroxy, alkoxy, aralkoxy, alkyl, heteroaryl, heterocyclyl, aryl or $-NR^{40}R^{41}$;

R^{38} is hydrogen, alkyl, aryl, aralkyl, heteroaryl, heteroaralkyl, heterocyclyl or
 heterocyclalkyl; and

R^{39} is alkoxy, aralkoxy, alkyl, heteroaryl, heterocyclyl, aryl or $-N(R^{40})R^{41}$; and

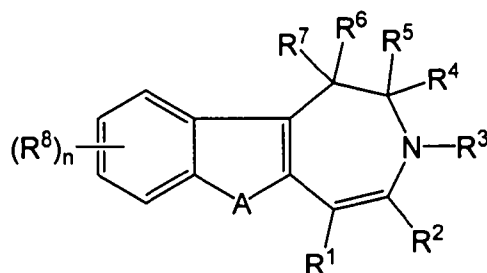
20 R^{40} and R^{41} are each independently hydrogen, alkyl, aralkyl, aryl, heteroaryl,
 heteroaralkyl or heterocyclyl, or

R^{40} and R^{41} together form alkylene, azaalkylene, oxaalkylene or thiaalkylene.

73. A method of modulating bile acid metabolism, catabolism, synthesis,
 absorption, re-absorption, secretion, excretion or bile acid pool composition in a mammal
 25 comprising administering an effective amount of a compound having a formula:

2003243328 04 Jun 2010

- 294 -



or a pharmaceutically acceptable derivative selected from the group consisting of salts, esters, enol ethers, enol esters, acetals, ketals, orthoesters, hemiacetals, hemiketals, acids, bases, solvates, and hydrates thereof, wherein:

n is 0 to 4;

A is $-N(R^9)-$, $-O-$ or $-S(O)_t-$ (where t is 0 to 2);

R^1 and R^2 are each independently selected from a group consisting of hydrogen, optionally substituted alkyl, optionally substituted alkenyl, optionally substituted alkynyl, optionally substituted aryl, optionally substituted heteroaryl, optionally substituted cycloalkyl, optionally substituted heterocyclyl, optionally substituted aralkyl, optionally substituted heteroaralkyl, $-OR^{14}$, $-SR^{14}$, $-N(R^{15})R^{16}$, $-N(R^{15})S(O)_2R^{43}$, $-N(R^{17})N(R^{15})R^{16}$, $-N(R^{17})N(R^{15})S(O)_2R^{43}$, $-C(O)R^{18}$, $-C(O)OR^{14}$, $-C(S)OR^{14}$, $-C(O)SR^{14}$, $-C(O)N(R^{15})R^{16}$, $-C(O)N(R^{15})S(O)_2R^{43}$, $-C(O)N(R^{15})N=R^{16}$, $-C(O)N(R^{17})N(R^{15})R^{16}$, and $-C(O)N(R^{17})N(R^{15})S(O)_2R^{43}$, provided that when A is O , R^2 is not $-C(O)OR^{14}$, wherein R^{14} is optionally substituted alkyl; or

R^1 and R^2 , together with the atom to which they are attached, form an optionally substituted cycloalkenyl, optionally substituted heterocyclyl, optionally substituted aryl, or optionally substituted heteroaryl ring;

R^3 is hydrogen, optionally substituted alkyl, optionally substituted alkenyl, optionally substituted alkynyl, optionally substituted cycloalkyl, optionally substituted aryl, optionally substituted aralkyl, optionally substituted heteroaryl, optionally substituted heterocyclyl, optionally substituted heteroaralkyl, $-C(O)R^{10}$, $-C(O)OR^{10}$, $-S(O)_2R^{10}$, $-C(O)N(R^{11})R^{12}$, $-C(O)N(R^{11})S(O)_2R^{43}$, $-C(O)N(R^{13})N(R^{11})R^{12}$, $-C(O)N(R^{13})N(R^{11})S(O)_2R^{43}$, $-N(R^{13})C(O)R^{10}$, $-N(R^{13})C(O)N(R^{11})R^{12}$,

2003243328 28 Apr 2010

- 295 -

$-N(R^{13})C(O)N(R^{11})S(O)_2R^{43}$, $-N(R^{10})C(O)N(R^{13})N(R^{11})R^{12}$,
 $-N(R^{10})C(O)N(R^{13})N(R^{11})S(O)_2R^{43}$, $-N(R^{13})C(O)OR^{10}$, $-P(O)OR^{10}$, or $-P(O)(OR^{19})OR^{12}$;

R^4 , R^5 , R^6 and R^7 are each independently selected from a group consisting of
hydrogen, optionally substituted alkyl, optionally substituted alkenyl, optionally
5 substituted alkynyl, optionally substituted aryl, optionally substituted heteroaryl, optionally
substituted cycloalkyl, optionally substituted heterocyclyl, optionally substituted aralkyl,
optionally substituted heteroaralkyl, $-OR^{14}$, $-SR^{14}$, $-S(O)_2R^{14}$, $-N(R^{15})R^{16}$, $-N(R^{15})S(O)_2R^{43}$,
 $-C(O)R^{18}$, $-C(O)OR^{20}$, $-C(O)N(R^{21})R^{22}$, $-C(O)N(R^{21})S(O)_2R^{43}$, $C(O)N(R^{42})N(R^{21})R^{22}$, and
 $-C(O)N(R^{42})N(R^{21})S(O)_2R^{43}$; or

10 R^4 and R^5 , or R^4 and R^6 , or R^4 and R^7 , or R^5 and R^6 , or R^5 and R^7 , or R^6 and R^7 ,
together with the carbon atom to which they are attached, form an optionally substituted
cycloalkyl, optionally substituted heterocyclyl, an optionally substituted cycloalkenyl ring,
or together form a double bond and the others of R^4 , R^5 , R^6 and R^7 are as described above;
or R^6 and R^7 together form an oxo, thioxo, optionally substituted imine, optionally
15 substituted oxime or an optionally substituted hydrazone, or R^6 and R^7 , together with the
carbon atom to which they are attached, form an optionally substituted exocyclic double
bond, and R^4 and R^5 are as described above;

R^8 is each independently selected from the group consisting of optionally
substituted alkyl, optionally substituted alkenyl, optionally substituted alkynyl, optionally
20 substituted aryl, optionally substituted heteroaryl, optionally substituted cycloalkyl,
optionally substituted heterocyclyl, halo, pseudohalo, nitro, $-C(O)OR^{23}$, $-C(O)N(R^{24})R^{25}$,
 $-C(O)N(R^{24})S(O)_2R^{43}$, $-C(O)R^{26}$, $-OR^{27}$, $-SR^{27}$, $-C(S)OR^{23}$, $-C(O)SR^{23}$, $-N(R^{28})R^{29}$, and
 $-N(R^{28})S(O)_2R^{43}$, or

two adjacent R^8 groups, together with the carbons to which they are attached, form
25 an optionally substituted aryl, optionally substituted cycloalkenyl, optionally substituted
heterocyclyl or optionally substituted heteroaryl;

R^9 is hydrogen, optionally substituted alkyl, $-C(O)R^{10}$ or $-S(O)_2R^{43}$;

R^{10} , R^{11} , R^{12} , R^{13} and R^{19} are selected as in (a) or (b) as follows: (a) R^{10} , R^{11} , R^{12} ,
 R^{13} and R^{19} each independently hydrogen, optionally substituted alkyl, optionally

2003243328 28 Apr 2010

- 296 -

substituted alkenyl, optionally substituted alkynyl, optionally substituted cycloalkyl, optionally substituted aryl, optionally substituted aralkyl, optionally substituted heterocyclyl, optionally substituted heteroaryl, or optionally substituted heteroaralkyl; or (b) R^{11} and R^{12} or R^{12} and R^{19} , together with the atoms to which they are attached, form an optionally substituted heterocyclyl ring or an optionally substituted heteroaryl ring; and the others of R^{10} , R^{11} , R^{12} , R^{13} and R^{19} are selected as in (a), above;

R^{14} , R^{15} , R^{16} , R^{17} and R^{18} are selected as in (a) or (b) as follows: (a) R^{14} , R^{15} , R^{16} , R^{17} and R^{18} are each independently hydrogen, optionally substituted alkyl, optionally substituted alkenyl, optionally substituted alkynyl, optionally substituted cycloalkyl, optionally substituted aryl, optionally substituted aralkyl, optionally substituted heterocyclyl, optionally substituted heteroaryl, or optionally substituted heteroaralkyl; or (b) R^{15} and R^{16} , together with the nitrogen atom to which they are attached, form an optionally substituted heterocyclyl ring, or an optionally substituted heteroaryl ring, and the others of R^{14} , R^{15} , R^{16} , R^{17} and R^{18} are selected as in (a) above,

R^{20} , R^{21} , R^{22} and R^{42} are selected as in (a) or (b) as follows: (a) R^{20} , R^{21} , R^{22} and R^{42} are each independently hydrogen, optionally substituted alkyl, optionally substituted alkenyl, optionally substituted alkynyl, optionally substituted cycloalkyl, optionally substituted aryl, optionally substituted aralkyl, optionally substituted heterocyclyl, optionally substituted heteroaryl, or optionally substituted heteroaralkyl; or (b) R^{21} and R^{22} , together with the nitrogen atom to which they are attached, form an optionally substituted heterocyclyl ring, or an optionally substituted heteroaryl ring, and the others of R^{20} , R^{21} , R^{22} and R^{42} are selected as in (a), above;

R^{23} , R^{24} , R^{25} and R^{26} are selected as in (a) or (b) as follows: (a) R^{23} , R^{24} , R^{25} and R^{26} are each independently hydrogen, optionally substituted alkyl, optionally substituted alkenyl, optionally substituted alkynyl, optionally substituted cycloalkyl, optionally substituted aryl, optionally substituted aralkyl, optionally substituted heterocyclyl, optionally substituted heteroaryl, or optionally substituted heteroaralkyl; or (b) R^{24} and R^{25} , together with the nitrogen atom to which they are attached, form an optionally substituted heterocyclyl or an optionally substituted heteroaryl ring, and the others of R^{23} , R^{24} , R^{25} and R^{26} are selected as in (a) above;

2003243328 28 Apr 2010

- 297 -

R^{27} , R^{28} and R^{29} are selected as in (a) or (b) as follows: (a) R^{27} , R^{28} and R^{29} are each independently hydrogen, optionally substituted alkyl, optionally substituted alkenyl, optionally substituted alkynyl, optionally substituted aryl, optionally substituted aralkyl, optionally substituted heteroaryl, optionally substituted heteroaralkyl, $-C(O)R^{30}$,
 5 $-C(O)OR^{31}$, $-C(O)N(R^{32})R^{33}$, $-C(O)N(R^{32})S(O)_2R^{43}$, $-C(O)SR^{31}$, $-C(S)OR^{31}$, or $-C(S)N(R^{32})R^{33}$; or (b) R^{28} and R^{29} together with the nitrogen atom to which they are attached, form an optionally substituted heterocyclyl or an optionally substituted heteroaryl ring, and the others of R^{27} , R^{28} and R^{29} are selected as in (a) above;

R^{30} is hydrogen, optionally substituted alkyl, optionally substituted alkenyl,
 10 optionally substituted alkynyl, optionally substituted cycloalkyl, optionally substituted aryl, optionally substituted aralkyl, optionally substituted heterocyclyl, optionally substituted heteroaryl, or optionally substituted heteroaralkyl;

R^{31} is optionally substituted alkyl, optionally substituted alkenyl, optionally substituted alkynyl, optionally substituted cycloalkyl, optionally substituted aryl,
 15 optionally substituted aralkyl, optionally substituted heterocyclyl, optionally substituted heteroaryl, or optionally substituted heteroaralkyl;

R^{32} and R^{33} are selected as in (a) or (b) as follows: (a) R^{32} and R^{33} are each independently hydrogen, optionally substituted alkyl, optionally substituted alkenyl, optionally substituted alkynyl, optionally substituted cycloalkyl, optionally substituted
 20 aryl, optionally substituted aralkyl, optionally substituted heterocyclyl, optionally substituted heteroaryl, or optionally substituted heteroaralkyl; or (b) R^{32} and R^{33} , together with the nitrogen atom to which they are attached, form an optionally substituted heterocyclyl or an optionally substituted heteroaryl ring;

R^{43} is optionally substituted alkyl, optionally substituted alkenyl, optionally substituted alkynyl, optionally substituted cycloalkyl, optionally substituted aryl,
 25 optionally substituted aralkyl, optionally substituted heterocyclyl, optionally substituted heteroaryl, or optionally substituted heteroaralkyl;

each of R^1 - R^{33} , R^{42} and R^{43} , when substituted, are substituted with one or more substituents, each independently selected from Q^1 ;

2003243328 28 Apr 2010

- 298 -

- Q¹ is halo, pseudohalo, hydroxy, oxo, thia, nitro, formyl, mercapto, hydroxycarbonyl, hydroxycarbonylalkyl, alkyl, haloalkyl, polyhaloalkyl, diaminoalkyl, alkenyl containing 1 to 2 double bonds, alkynyl containing 1 to 2 triple bonds, cycloalkyl, cycloalkylalkyl, heterocyclyl, heterocyclylalkyl, aryl, heteroaryl, aralkyl, aralkenyl, aralkynyl, heteroarylalkyl, trialkylsilyl, dialkylarylsilyl, alkyl diarylsilyl, triarylsilyl, alkylidene, arylalkylidene, alkylcarbonyl, cycloalkylcarbonyl, heterocyclcarbonyl, arylcarbonyl, heteroarylcarbonyl, alkoxycarbonyl, alkoxycarbonylalkyl, aryloxy carbonyl, aryloxy carbonylalkyl, aralkoxycarbonyl, aralkoxycarbonylalkyl, arylcarbonylalkyl, aminocarbonyl, alkylaminocarbonyl, dialkylaminocarbonyl, arylaminocarbonyl, diarylaminocarbonyl, arylalkylaminocarbonyl, alkoxy, aryloxy, heteroaryloxy, heteroaralkoxy, heterocyclyloxy, cycloalkoxy, perfluoroalkoxy, alkenyloxy, alkynyloxy, aralkoxy, alkylcarbonyloxy, arylcarbonyloxy, aralkylcarbonyloxy, alkoxycarbonyloxy, aryloxy carbonyloxy, aralkoxycarbonyloxy, aminocarbonyloxy, alkylaminocarbonyloxy, dialkylaminocarbonyloxy, alkylarylaminocarbonyloxy, diarylaminocarbonyloxy, cycloalkylcarbonyloxy, heterocyclcarbonyloxy, heteroarylcarbonyloxy, heteroaralkylcarbonyloxy, guanidino, isothioureido, amidino, alkylamidino, cycloalkylamidino, heterocyclamidino, heterocyclalkylamidino, arylamidino, aralkylamidino, heteroarylamidino, heteroaralkylamidino, aminothiocarbonyl, alkylaminothiocarbonyl, arylaminothiocarbonyl, amino, aminoalkyl, alkylaminoalkyl, dialkylaminoalkyl, arylaminoalkyl, diarylaminoalkyl, alkylaryl aminoalkyl, alkylamino, dialkylamino, haloalkylamino, cycloalkylamino, heterocyclamino, heterocyclalkylamino, arylamino, heteroarylamino, aralkylamino, heteroaralkylamino, diarylamino, alkylaryl amino, alkylcarbonylamino, alkoxycarbonylamino, aralkoxycarbonylamino, arylcarbonylamino, arylcarbonylaminoalkyl, aryloxy carbonylaminoalkyl, aryloxyarylcarbonylamino, aryloxy carbonylamino, alkylsulfonylamino, arylsulfonylamino, heteroarylsulfonylamino, heterocyclsulfonylamino, heteroarylthio, azido, P(R³⁷)₂, -P(O)(R³⁷)₂, -OP(O)(R³⁷)₂, -N(R³⁸)C(O)R³⁹, dialkylphosphonyl, alkylarylphosphonyl, diarylphosphonyl, hydroxyphosphonyl, alkylthio, cycloalkylthio, heterocyclalkylthio, arylthio, aralkylthio, heteroaralkylthio, perfluoroalkylthio, hydroxycarbonylalkylthio, thiocyano, isothiocyano, alkylsulfinyloxy, alkylsulfonyloxy, arylsulfinyloxy, arylsulfonyloxy, hydroxysulfonyloxy,

2003243328 28 Apr 2010

- 299 -

alkoxysulfonyloxy, aminosulfonyloxy, alkylaminosulfonyloxy, dialkylaminosulfonyloxy, arylaminosulfonyloxy, diarylamino sulfonyloxy, alkylarylaminosulfonyloxy, -SO₂F when Q¹ is on R¹⁰ or when Q¹ is on the aryl group of R³ when R³ is -C(O)(aryl), alkylsulfinyl, alkylsulfonyl, arylsulfinyl, arylsulfonyl, hydroxysulfonyl, alkoxysulfonyl, aminosulfonyl, 5 alkylaminosulfonyl, dialkylaminosulfonyl, arylaminosulfonyl, diarylamino sulfonyl, or alkylarylaminosulfonyl; or

two Q¹ groups, which substituted atoms in a 1,2 or 1,3 arrangement, together form alkylene, oxaalkylene, alkylenedioxy, thioalkylenoxy or alkylenedithioxy; or

two Q¹ groups, which substitute the same atom, together form alkylene;

10 each Q¹ is independently unsubstituted or substituted with one or more substituents each independently selected from Q²;

each Q² is independently halo, pseudohalo, hydroxy, oxo, thia, nitro, formyl, mercapto, hydroxycarbonyl, hydroxycarbonylalkyl, alkyl, haloalkyl, polyhaloalkyl, diaminoalkyl, alkenyl containing 1 to 2 double bonds, alkynyl containing 1 to 2 triple 15 bonds, cycloalkyl, cycloalkylalkyl, heterocyclyl, heterocyclylalkyl, aryl, heteroaryl, aralkyl, aralkenyl, aralkynyl, heteroarylalkyl, trialkylsilyl, dialkylarylsilyl, alkyl diarylsilyl, triarylsilyl, alkylidene, arylalkylidene, alkylcarbonyl, cycloalkylcarbonyl, heterocyclylcarbonyl, arylcarbonyl, heteroarylcarbonyl, alkoxycarbonyl, alkoxycarbonylalkyl, aryloxy carbonyl, aryloxy carbonylalkyl, aralkoxycarbonyl, aralkoxycarbonylalkyl, arylcarbonylalkyl, aminocarbonyl, alkylaminocarbonyl, dialkylaminocarbonyl, arylaminocarbonyl, diarylamino carbonyl, arylalkylaminocarbonyl, heteroaryloxy, heteroaralkoxy, heterocyclyloxy, cycloalkoxy, perfluoroalkoxy, alkenyloxy, alkynyloxy, aralkoxy, alkylcarbonyloxy, arylcarbonyloxy, aralkylcarbonyloxy, alkoxycarbonyloxy, aryloxy carbonyloxy, aralkoxycarbonyloxy, aminocarbonyloxy, 25 alkylaminocarbonyloxy, dialkylaminocarbonyloxy, alkylarylaminocarbonyloxy, diarylamino carbonyloxy, guanidino, isothioureido, amidino, alkylamidino, arylamidino, aminothiocarbonyl, alkylaminothiocarbonyl, arylaminothiocarbonyl, amino, aminoalkyl, alkylaminoalkyl, dialkylaminoalkyl, arylaminoalkyl, diarylaminoalkyl, alkylarylaminalkyl, alkylamino, dialkylamino, haloalkylamino, arylamino, diarylamino, 30 alkylarylaminalkyl, alkylcarbonylamino, alkoxycarbonylamino, aralkoxycarbonylamino,

2003243328 28 Apr 2010

- 300 -

arylcarbonylamino, arylcarbonylaminoalkyl, aryloxycarbonylaminoalkyl,
 aryloxyarylcarbonylamino, aryloxycarbonylamino, alkylsulfonylamino, arylsulfonylamino,
 heteroarylsulfonylamino, heterocyclylsulfonylamino, heteroarylthio, azido, $-P(R^{37})_2$,
 $-P(O)(R^{37})_2$, $-OP(O)(R^{37})_2$, $-N(R^{38})C(O)R^{39}$, dialkylphosphonyl, alkylarylphosphonyl,
 5 diarylphosphonyl, hydroxyphosphonyl, alkylthio, arylthio, perfluoroalkylthio,
 hydroxycarbonylalkylthio, thiocyno, isothiocyno, alkylsulfinyloxy, alkylsulfonyloxy,
 arylsulfinyloxy, arylsulfonyloxy, hydroxysulfonyloxy, alkoxysulfonyloxy,
 aminosulfonyloxy, alkylaminosulfonyloxy, dialkylaminosulfonyloxy,
 arylaminosulfonyloxy, diarylaminosulfonyloxy, alkylarylaminosulfonyloxy, alkylsulfinyl,
 10 alkylsulfonyl, arylsulfinyl, arylsulfonyl, hydroxysulfonyl, alkoxysulfonyl, aminosulfonyl,
 alkylaminosulfonyl, dialkylaminosulfonyl, arylaminosulfonyl, diarylaminosulfonyl, or
 alkylarylaminosulfonyl; or

two Q^2 groups, which substitute atoms in a 1,2 or 1,3 arrangement, together form
 alkylene, oxaalkylene, alkylenedioxy, thioalkylenoxy or alkylenedithioxy; or

15 two Q^2 groups, which substitute the same atom, together form alkylene,

R^{37} is hydroxy, alkoxy, aralkoxy, alkyl, heteroaryl, heterocyclyl, aryl or $-NR^{40}R^{41}$;

R^{38} is hydrogen, alkyl, aryl, aralkyl, heteroaryl, heteroaralkyl, heterocyclyl or
 heterocyclylalkyl; and

R^{39} is alkoxy, aralkoxy, alkyl, heteroaryl, heterocyclyl, aryl or $-N(R^{40})R^{41}$; and

20 R^{40} and R^{41} are each independently hydrogen, alkyl, aralkyl, aryl, heteroaryl,
 heteroaralkyl or heterocyclyl, or

R^{40} and R^{41} together form alkylene, azaalkylene, oxaalkylene or thiaalkylene.

74. A compound that is 3-(indan-5-ylcarbonyl)-1,2,3,6-tetrahydroazepino[4,5-
 b]indole-5-carboxylic acid ethyl ester.

25 75. The method according to any of claims 57, 67, 68, 69, 70, 71, 72. and 73
 wherein

n is 0 to 4;

2003243328 28 Apr 2010

- 301 -

A is $-N(R^9)-$;

R^1 is optionally substituted heterocyclyl, $-C(O)OR^{14}$, $-C(S)OR^{14}$, $-C(O)SR^{14}$, $-C(O)N(R^{15})R^{16}$, $-C(O)N(R^{15})N=R^{16}$ or $-C(O)N(R^{17})N(R^{15})R^{16}$;

R^2 is hydrogen or optionally substituted alkyl;

5 R^3 is $-C(O)R^{10}$;

R^4 is hydrogen, optionally substituted alkyl, $-C(O)R^{18}$, $-C(O)OR^{20}$ or $-C(O)N(R^{21})R^{22}$;

10 R^5 , R^6 and R^7 are each independently hydrogen, optionally substituted alkyl, optionally substituted aralkyl, optionally substituted heteroaralkyl, $-OR^{14}$, $-SR^{14}$, $-S(O)_2R^{14}$, $-N(R^{15})R^{16}$, $-C(O)R^{18}$, $-C(O)OR^{20}$, or $-C(O)N(R^{21})R^{22}$;

or R^6 and R^7 , together with the carbon to which they are attached, form an optionally substituted cycloalkyl, or an optionally substituted heterocyclyl, or R^6 and R^7 together form an oxo, and R^5 is as described above;

15 R^8 is each independently selected from the group consisting of optionally substituted alkyl, optionally substituted alkenyl, optionally substituted alkynyl, optionally substituted aryl, optionally substituted heteroaryl, optionally substituted cycloalkyl, optionally substituted heterocyclyl, halo, pseudohalo, and nitro;

R^9 is hydrogen or optionally substituted alkyl;

20 R^{10} is aryl substituted with one or more from the group consisting of the following: halo, pseudohalo, haloalkyl and polyhaloalkyl;

R^{14} , R^{15} , R^{16} and R^{17} are each independently hydrogen, optionally substituted alkyl, optionally substituted alkenyl, optionally substituted cycloalkyl, optionally substituted aryl, optionally substituted aralkyl, optionally substituted heteroaryl, or optionally substituted heteroaralkyl; or

25 R^{15} and R^{16} , together with the nitrogen atom to which they are attached, form an optionally substituted heterocyclyl ring or an optionally substituted heteroaryl ring, and R^{14} and R^{17} are as described above; or

- 302 -

R^{18} is optionally substituted alkyl;

R^{20} , R^{21} and R^{22} are each independently hydrogen or optionally substituted alkyl; or

R^{21} and R^{22} , together with the nitrogen to which they are attached, form an optionally substituted heterocyclyl ring or an optionally substituted heteroaryl ring.

- 5 76. The method according to any of claims 57, 67, 68, 69, 70, 71, 72. and 73 wherein the compound is selected from the group consisting of:

ethyl 3-(3,4-difluorobenzoyl)-1-methyl-1,2,3,6-tetrahydroazepino[4,5-*b*]indole-5-carboxylate;

10 ethyl 3-(3,4-difluorobenzoyl)-1,1-dimethyl-1,2,3,6-tetrahydroazepino[4,5-*b*]indole-5-carboxylate;

isopropyl 3-(3,4-difluorobenzoyl)-1-methyl-1,2,3,6-tetrahydroazepino[4,5-*b*]indole-5-carboxylate;

3-(3,4-difluorobenzoyl)-2-methyl-1,2,3,6-tetrahydroazepino[4,5-*b*]indole-5-carboxylic acid cyclobutylamide;

- 15 3-(3,4-difluorobenzoyl)-1-methyl-1,2,3,6-tetrahydroazepino[4,5-*b*]indole-5-carboxylic acid cyclobutylamide;

cyclobutyl 3-(3,4-difluorobenzoyl)-1,1-dimethyl-1,2,3,6-tetrahydroazepino[4,5-*b*]indole-5-carboxamide;

- 20 ethyl 3-(4-chlorobenzoyl)-1-methyl-1,2,3,6-tetrahydroazepino[4,5-*b*]indole-5-carboxylate;

ethyl 3-(4-chlorobenzoyl)-1,1-dimethyl-1,2,3,6-tetrahydroazepino[4,5-*b*]indole-5-carboxylate;

ethyl 3-(4-fluorobenzoyl)-1-methyl-1,2,3,6-tetrahydroazepino[4,5-*b*]indole-5-carboxylate;

- 25 *n*-propyl 3(4-fluorobenzoyl)-2-methyl-1,2,3,6-tetrahydroazepino[4,5-*b*]indole-5-carboxylate;

2007668-1

2003243328 28 Apr 2010

- 303 -

3-(4-fluoro-benzoyl)-1,2,3,6-tetrahydroazepino[4,5-*b*]indole-5-carboxylic acid
propylamide;

3-(4-fluorobenzoyl)-1,2,3,6-tetrahydroazepino[4,5-*b*]indole-5-carboxylic acid
cyclopropylamide;

5 3-(4-fluorobenzoyl)-1,2,3,6-tetrahydroazepino[4,5-*b*]indole-5-carboxylic acid
cyclopropylmethyl-amide;

3-(4-fluorobenzoyl)-1,2,3,6-tetrahydroazepino[4,5-*b*]indole-5-carboxylic acid
cyclobutylamide;

10 3-(4-fluorobenzoyl)-1,2,3,6-tetrahydroazepino[4,5-*b*]indole-5-carboxylic acid sec-
butylamide;

3-(4-fluorobenzoyl)-1,2,3,6-tetrahydroazepino[4,5-*b*]indole-5-carboxylic acid
cyclopentylamide;

3-(4-fluorobenzoyl)-2-methyl-1,2,3,6-tetrahydroazepino[4,5-*b*]indole-5-carboxylic
acid cyclobutylamide;

15 3-(3,4-difluorobenzoyl)-1,1-tetramethylene-1,2,3,6-tetrahydroazepino
[4,5-*b*]indole-5-carboxylic acid ethyl ester;

9-fluoro-3-(4-fluorobenzoyl)-1,1-dimethyl-1,2,3,6-tetrahydroazepino[4,5-*b*]indole-
5-carboxylic acid ethyl ester;

20 8-dibenzylamino-3-(4-fluorobenzoyl)-1,1-dimethyl-1,2,3,6-
tetrahydroazepino[4,5-*b*]indole-5-carboxylic acid ethyl ester;

8-[(2-chloroethyl)methylamino]-3-(4-fluorobenzoyl)-1,1-dimethyl-1,2,3,6-
tetrahydroazepino[4,5-*b*]indole-5-carboxylic acid ethyl ester;

8-(3,3-dimethylureido)-3-(4-fluorobenzoyl)-1,1-dimethyl-1,2,3,6-
tetrahydroazepino[4,5-*b*]indole-5-carboxylic acid ethyl ester;

25 3-(4-fluorobenzoyl)-1,1-dimethyl-8-[methyl(pyrrolidine-4-carbonyl)amino]-
1,2,3,6-tetrahydroazepino[4,5-*b*]indole-5-carboxylic acid ethyl ester;

2003243328 28 Apr 2010

- 304 -

3-(4-fluorobenzoyl)-1,1-dimethyl-8-(trimethylureido)-1,2,3,6-tetrahydroazepino[4,5-*b*]indole-5-carboxylic acid ethyl ester;

3-(4-fluorobenzoyl)-1,1-dimethyl-8-[methyl(morpholine-4-carbonyl)amino]-1,2,3,6-tetrahydroazepino[4,5-*b*]indole-5-carboxylic acid ethyl ester;

5 3-(4-fluorobenzoyl)-1,1-dimethyl-8-(piperidine-1-carbonyloxy)-1,2,3,6-tetrahydroazepino[4,5-*b*]indole-5-carboxylic acid ethyl ester;

3-(4-fluorobenzoyl)-1,1-dimethyl-8-(4-methylpiperazin-1-ylcarbamoxyloxy)-1,2,3,6-tetrahydroazepino[4,5-*b*]indole-5-carboxylic acid ethyl ester;

10 3-(4-fluorobenzoyl)-1,1-dimethyl-8-phenethylcarbamoxyloxy-1,2,3,6-tetrahydroazepino[4,5-*b*]indole-5-carboxylic acid ethyl ester;

3-(4-fluorobenzoyl)-1,1-dimethyl-8-(thiophen-2-ylmethylcarbamoxyloxy)-1,2,3,6-tetrahydroazepino[4,5-*b*]indole-5-carboxylic acid ethyl ester;

3-(4-fluorobenzoyl)-1,1-dimethyl-8-(furan-2-ylmethylcarbamoxyloxy)-1,2,3,6-tetrahydroazepino[4,5-*b*]indole-5-carboxylic acid ethyl ester;

15 3-(4-fluorobenzoyl)-1,1-dimethyl-8-(1-methyl-3-pyridin-2-yl-ethylureido)-1,2,3,6-tetrahydroazepino[4,5-*b*]indole-5-carboxylic acid ethyl ester;

8-(4-fluorobenzoylmethylamino)-3-(4-fluorobenzoyl)-1,1-dimethyl-1,2,3,6-tetrahydroazepino[4,5-*b*]indole-5-carboxylic acid ethyl ester;

20 8-(3-cyclopropyl-1-methylureido)-3-(4-fluorobenzoyl)-1,1-dimethyl-1,2,3,6-tetrahydroazepino[4,5-*b*]indole-5-carboxylic acid ethyl ester;

3-(4-fluorobenzoyl)-1,1-dimethyl-8-(1-methyl-3-pyridin-2-ylmethylureido)-1,2,3,6-tetrahydroazepino[4,5-*b*]indole-5-carboxylic acid ethyl ester;

8-cyclobutylcarbamoxyloxy-3-(4-fluorobenzoyl)-1,1-dimethyl-1,2,3,6-tetrahydroazepino[4,5-*b*]indole-5-carboxylic acid ethyl ester;

25 8-cyclopentylcarbamoxyloxy-3-(4-fluorobenzoyl)-1,1-dimethyl-1,2,3,6-tetrahydroazepino[4,5-*b*]indole-5-carboxylic acid ethyl ester;

2003243328 28 Apr 2010

- 305 -

8-cyclohexylcarbamoyloxy-3-(4-fluorobenzoyl)-1,1-dimethyl-1,2,3,6-tetrahydroazepino[4,5-*b*]indole-5-carboxylic acid ethyl ester;

3-(4-fluorobenzoyl)-1,1-dimethyl-8-(5-methylpyrazin-2-ylmethylcarbamoyloxy)-1,2,3,6-tetrahydroazepino[4,5-*b*]indole-5-carboxylic acid ethyl ester;

5 3-(4-fluorobenzoyl)-1,1-dimethyl-8-methylcarbamoyloxy-1,2,3,6-tetrahydroazepino[4,5-*b*]indole-5-carboxylic acid ethyl ester;

3-(4-fluorobenzoyl)-1,1-dimethyl-8-isopropylcarbamoyloxy-1,2,3,6-tetrahydroazepino[4,5-*b*]indole-5-carboxylic acid ethyl ester;

10 8-(azetidine-1-carbonyloxy)-3-(4-fluorobenzoyl)-1,1-dimethyl-1,2,3,6-tetrahydroazepino[4,5-*b*]indole-5-carboxylic acid ethyl ester;

3-(4-fluorobenzoyl)-1,1-dimethyl-8-(4-pyridin-2-yl-piperazine-1-carbonyloxy)-1,2,3,6-tetrahydroazepino[4,5-*b*]indole-5-carboxylic acid ethyl ester;

8-cyclopropylcarbamoyloxy-3-(4-fluorobenzoyl)-1,1-dimethyl-1,2,3,6-tetrahydroazepino[4,5-*b*]indole-5-carboxylic acid ethyl ester;

15 8-(ethyl(isopropyl)carbamoyloxy)-3-(4-fluorobenzoyl)-1,1-dimethyl-1,2,3,6-tetrahydroazepino[4,5-*b*]indole-5-carboxylic acid ethyl ester;

3-(4-fluorobenzoyl)-1,1-dimethyl-8-(pyridin-2-ylmethylcarbamoyloxy)-1,2,3,6-tetrahydroazepino[4,5-*b*]indole-5-carboxylic acid ethyl ester;

20 3-(3,4-difluorobenzoyl)-1,1,6-trimethyl-1,2,3,6-tetrahydroazepino[4,5-*b*]indole-5-carboxylic acid ethyl ester;

3-(4-fluorobenzoyl)-1,1-dimethyl-8-(pyridin-3-ylmethylcarbamoyloxy)-1,2,3,6-tetrahydroazepino[4,5-*b*]indole-5-carboxylic acid ethyl ester;

8-ethoxycarbonyloxy-3-(4-fluorobenzoyl)-1,1-dimethyl-1,2,3,6-tetrahydroazepino[4,5-*b*]indole-5-carboxylic acid ethyl ester;

25 3-(4-fluorobenzoyl)-1,1-dimethyl-8-(pyrrolidine-1-carbonyloxy)-1,2,3,6-tetrahydroazepino[4,5-*b*]indole-5-carboxylic acid ethyl ester;

2007668-1

2003243328 28 Apr 2010

- 306 -

8-diethylcarbamoyloxy-3-(4-fluorobenzoyl)-1,1-dimethyl-1,2,3,6-tetrahydroazepino[4,5-*b*]indole-5-carboxylic acid ethyl ester;

8-dimethylcarbamoyloxy-3-(4-fluorobenzoyl)-1,1-dimethyl-1,2,3,6-tetrahydroazepino[4,5-*b*]indole-5-carboxylic acid ethyl ester;

5 3-(4-fluorobenzoyl)-1,1-dimethyl-8-(morpholine-4-carbonyloxy)-1,2,3,6-tetrahydroazepino[4,5-*b*]indole-5-carboxylic acid ethyl ester;

8-diisopropylcarbamoyloxy-3-(4-fluorobenzoyl)-1,1-dimethyl-1,2,3,6-tetrahydroazepino[4,5-*b*]indole-5-carboxylic acid ethyl ester;

10 3-(4-fluorobenzoyl)-1,1-dimethyl-8-(4-methyl-piperazine-1-carbonyloxy)-1,2,3,6-tetrahydroazepino[4,5-*b*]indole-5-carboxylic acid ethyl ester;

3-(4-fluorobenzoyl)-1,1-dimethyl-8-(2-oxoimidazolidine-1-carbonyloxy)-1,2,3,6-tetrahydroazepino[4,5-*b*]indole-5-carboxylic acid ethyl ester;

3-(4-fluorobenzoyl)-1,1-dimethyl-8-(*N*-methyl-*N*-phenyl-carbamoyloxy)-1,2,3,6-tetrahydroazepino[4,5-*b*]indole-5-carboxylic acid ethyl ester;

15 8-(2-dimethylaminoethylcarbamoyloxy)-3-(4-fluorobenzoyl)-1,1-dimethyl-1,2,3,6-tetrahydroazepino[4,5-*b*]indole-5-carboxylic acid ethyl ester;

3-(4-fluorobenzoyl)-1,1-dimethyl-8-(2-pyridin-2-yl-ethylcarbamoyl oxy)-1,2,3,6-tetrahydroazepino[4,5-*b*]indole-5-carboxylic acid ethyl ester

20 3-(4-fluorobenzoyl)-1,1-dimethyl-8-(pyridin-4-yl-methylcarbamoyloxy)-1,2,3,6-tetrahydroazepino[4,5-*b*]indole-5-carboxylic acid ethyl ester;

3-(4-fluorobenzoyl)-1,1-dimethyl-8-phenoxy-carbonyloxy-1,2,3,6-tetrahydroazepino[4,5-*b*]indole-5-carboxylic acid ethyl ester;

8-benzyloxycarbonyloxy-3-(4-fluorobenzoyl)-1,1-dimethyl-1,2,3,6-tetrahydroazepino[4,5-*b*]indole-5-carboxylic acid ethyl ester;

25 8-(2-dimethylaminoethoxycarbonyloxy)-3-(4-fluorobenzoyl)-1,1-dimethyl-1,2,3,6-tetrahydroazepino[4,5-*b*]indole-5-carboxylic acid ethyl ester;

2003243328 28 Apr 2010

- 307 -

8-(N-benzylmethylamino)-3-(3,4-difluorobenzoyl)-1,1-dimethyl-1,2,3,6-tetrahydroazepino[4,5-*b*]indole-5-carboxylic acid ethyl ester; and

9-(1-benzyl-3,3-dimethylureido)-3-(4-fluoro-benzoyl)-1,1-dimethyl-1,2,3,6-tetrahydroazepino[4,5-*b*]indole-5-carboxylic acid ethyl ester.

5 77. A compound that is isopropyl 3-(3,4-difluorobenzoyl)-1,1-dimethyl-1,2,3,6-tetrahydroazepino[4,5-*b*]indole-5-carboxylate.

78. A composition comprising isopropyl 3-(3,4-difluorobenzoyl)-1,1-dimethyl-1,2,3,6-tetrahydroazepino[4,5-*b*]indole-5-carboxylate and a pharmaceutically acceptable carrier.

10 79. A method of treating or ameliorating one or more symptoms of a disease or disorder in which farnesoid X receptor activity is implicated, selected from hyperlipidemia, hypercholesterolemia, hypertriglyceridemia, dyslipidemia, lipodystrophy, atherosclerosis, atherosclerotic disease, atherosclerotic cardiovascular disease, Syndrome X, diabetes mellitus, type II diabetes, insulin insensitivity, hyperglycemia, cholestasis or obesity,
15 comprising administering to a subject in need thereof an effective amount of isopropyl 3-(3,4-difluorobenzoyl)-1,1-dimethyl-1,2,3,6-tetrahydroazepino[4,5-*b*]indole-5-carboxylate or a pharmaceutically acceptable derivative selected from the group consisting of salts, esters, enol ethers, enol esters, acetals, ketals, orthoesters, hemiacetals, hemiketals, acids, bases, and hydrates thereof, each optionally together with a pharmaceutically acceptable
20 carrier.

80. A method of reducing the risk of occurrence of, or complications arising from, hyperlipidemia, hypercholesterolemia, hypertriglyceridemia, dyslipidemia, lipodystrophy, atherosclerosis, atherosclerotic disease, atherosclerotic cardiovascular disease, Syndrome X diabetes mellitus, type II diabetes, insulin insensitivity,
25 hyperglycemia, cholestasis and obesity in a subject, comprising administering to a subject in need thereof an effective amount of isopropyl 3-(3,4-difluorobenzoyl)-1,1-dimethyl-1,2,3,6-tetrahydroazepino[4,5-*b*]indole-5-carboxylate or a pharmaceutically acceptable derivative selected from the group consisting of salts, esters, enol ethers, enol esters,

2003243328 28 Apr 2010

- 308 -

acetals, ketals, orthoesters, hemiacetals, hemiketals, acids, bases, and hydrates thereof, each optionally together with a pharmaceutically acceptable carrier.

81. A method of reducing plasma cholesterol levels in a subject in need thereof, comprising administering to the subject an effective amount of isopropyl 3-(3,4-difluorobenzoyl)-1,1-dimethyl-1,2,3,6-tetrahydroazepino[4,5-*b*]indole-5-carboxylate or a pharmaceutically acceptable derivative selected from the group consisting of salts, esters, enol ethers, enol esters, acetals, ketals, orthoesters, hemiacetals, hemiketals, acids, bases, and hydrates thereof, each optionally together with a pharmaceutically acceptable carrier.

82. A method of reducing plasma triglyceride levels in a subject in need thereof, comprising administering to the subject an effective amount of isopropyl 3-(3,4-difluorobenzoyl)-1,1-dimethyl-1,2,3,6-tetrahydroazepino[4,5-*b*]indole-5-carboxylate or a pharmaceutically acceptable derivative selected from the group consisting of salts, esters, enol ethers, enol esters, acetals, ketals, orthoesters, hemiacetals, hemiketals, acids, bases, and hydrates thereof, each optionally together with a pharmaceutically acceptable carrier.

83. A method of treating or ameliorating one or more symptoms of a disease or disorder which is affected by abnormal cholesterol, triglyceride, or bile acid levels, comprising administering to a subject in need thereof an effective amount of isopropyl 3-(3,4-difluorobenzoyl)-1,1-dimethyl-1,2,3,6-tetrahydroazepino[4,5-*b*]indole-5-carboxylate or a pharmaceutically acceptable derivative selected from the group consisting of salts, esters, enol ethers, enol esters, acetals, ketals, orthoesters, hemiacetals, hemiketals, acids, bases, and hydrates thereof, each optionally together with a pharmaceutically acceptable carrier.

84. A method of modulating cholesterol metabolism, catabolism, synthesis, absorption, re-absorption, secretion or excretion in a mammal, comprising administering to the mammal an effective amount of isopropyl 3-(3,4-difluorobenzoyl)-1,1-dimethyl-1,2,3,6-tetrahydroazepino[4,5-*b*]indole-5-carboxylate or a pharmaceutically acceptable derivative selected from the group consisting of salts, esters, enol ethers, enol esters, acetals, ketals, orthoesters, hemiacetals, hemiketals, acids, bases, and hydrates thereof, each optionally together with a pharmaceutically acceptable carrier.

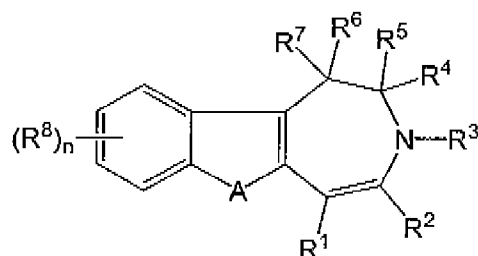
2003243328 28 Apr 2010

- 309 -

85. A method of modulating triglyceride metabolism, catabolism, synthesis, absorption, re-absorption, secretion or excretion in a mammal comprising administering to the mammal an effective amount of isopropyl 3-(3,4-difluorobenzoyl)-1,1-dimethyl-1,2,3,6-tetrahydroazepino[4,5-*b*]indole-5-carboxylate or a pharmaceutically acceptable derivative selected from the group consisting of salts, esters, enol ethers, enol esters, acetals, ketals, orthoesters, hemiacetals, hemiketals, acids, bases, and hydrates thereof, each optionally together with a pharmaceutically acceptable carrier.

86. A method of modulating bile acid metabolism, catabolism, synthesis, absorption, re-absorption, secretion, excretion or bile acid pool composition in a mammal comprising administering an effective amount of isopropyl 3-(3,4-difluorobenzoyl)-1,1-dimethyl-1,2,3,6-tetrahydroazepino[4,5-*b*]indole-5-carboxylate or a pharmaceutically acceptable derivative selected from the group consisting of salts, esters, enol ethers, enol esters, acetals, ketals, orthoesters, hemiacetals, hemiketals, acids, bases, and hydrates thereof, each optionally together with a pharmaceutically acceptable carrier.

87. Use of a compound having a formula:



or a pharmaceutically acceptable derivative selected from the group consisting of salts, esters, enol ethers, enol esters, acetals, ketals, orthoesters, hemiacetals, hemiketals, acids, bases, solvates, and hydrates thereof, wherein:

n is 0 to 4;

A is -N(R⁹)-, -O- or -S(O)_t- (where t is 0 to 2);

R¹ and R² are each independently selected from a group consisting of hydrogen, optionally substituted alkyl, optionally substituted alkenyl, optionally substituted alkynyl, optionally substituted aryl, optionally substituted heteroaryl, optionally substituted

2003243328 04 Jun 2010

- 310 -

cycloalkyl, optionally substituted heterocyclyl, optionally substituted aralkyl, optionally substituted heteroaralkyl, $-OR^{14}$, $-SR^{14}$, $-N(R^{15})R^{16}$, $-N(R^{15})S(O)_2R^{43}$, $-N(R^{17})N(R^{15})R^{16}$, $-N(R^{17})N(R^{15})S(O)_2R^{43}$, $-C(O)R^{18}$, $-C(O)OR^{14}$, $-C(S)OR^{14}$, $-C(O)SR^{14}$, $-C(O)N(R^{15})R^{16}$, $-C(O)N(R^{15})S(O)_2R^{43}$, $-C(O)N(R^{15})N=R^{16}$, $-C(O)N(R^{17})N(R^{15})R^{16}$, and $-C(O)N(R^{17})N(R^{15})S(O)_2R^{43}$, provided that when A is O, R^2 is not $-C(O)OR^{14}$, wherein R^{14} is optionally substituted alkyl; or

R^1 and R^2 , together with the atom to which they are attached, form an optionally substituted cycloalkenyl, optionally substituted heterocyclyl, optionally substituted aryl, or optionally substituted heteroaryl ring;

R^3 is hydrogen, optionally substituted alkyl, optionally substituted alkenyl, optionally substituted alkynyl, optionally substituted cycloalkyl, optionally substituted aryl, optionally substituted aralkyl, optionally substituted heteroaryl, optionally substituted heterocyclyl, optionally substituted heteroaralkyl, $-C(O)R^{10}$, $-C(O)OR^{10}$, $-S(O)_2R^{10}$, $-C(O)N(R^{11})R^{12}$, $-C(O)N(R^{11})S(O)_2R^{43}$, $-C(O)N(R^{13})N(R^{11})R^{12}$, $-C(O)N(R^{13})N(R^{11})S(O)_2R^{43}$, $-N(R^{13})C(O)R^{10}$, $-N(R^{13})C(O)N(R^{11})R^{12}$, $-N(R^{13})C(O)N(R^{11})S(O)_2R^{43}$, $-N(R^{10})C(O)N(R^{13})N(R^{11})R^{12}$, $-N(R^{10})C(O)N(R^{13})N(R^{11})S(O)_2R^{43}$, $-N(R^{13})C(O)OR^{10}$, $-P(O)OR^{10}$, or $-P(O)(OR^{19})OR^{12}$;

R^4 , R^5 , R^6 and R^7 are each independently selected from a group consisting of hydrogen, optionally substituted alkyl, optionally substituted alkenyl, optionally substituted alkynyl, optionally substituted aryl, optionally substituted heteroaryl, optionally substituted cycloalkyl, optionally substituted heterocyclyl, optionally substituted aralkyl, optionally substituted heteroaralkyl, $-OR^{14}$, $-SR^{14}$, $-S(O)_2R^{14}$, $-N(R^{15})R^{16}$, $-N(R^{15})S(O)_2R^{43}$, $-C(O)R^{18}$, $-C(O)OR^{20}$, $-C(O)N(R^{21})R^{22}$, $-C(O)N(R^{21})S(O)_2R^{43}$, $C(O)N(R^{42})N(R^{21})R^{22}$, and $-C(O)N(R^{42})N(R^{21})S(O)_2R^{43}$; or

R^4 and R^5 , or R^4 and R^6 , or R^4 and R^7 , or R^5 and R^6 , or R^5 and R^7 , or R^6 and R^7 , together with the carbon atom to which they are attached, form an optionally substituted cycloalkyl, optionally substituted heterocyclyl, an optionally substituted cycloalkenyl ring, or together form a double bond and the others of R^4 , R^5 , R^6 and R^7 are as described above; or R^6 and R^7 together form an oxo, thioxo, optionally substituted imine, optionally substituted oxime or an optionally substituted hydrazone, or R^6 and R^7 , together with the

2003243328 28 Apr 2010

- 311 -

carbon atom to which they are attached, form an optionally substituted exocyclic double bond, and R^4 and R^5 are as described above;

R^8 is each independently selected from the group consisting of optionally substituted alkyl, optionally substituted alkenyl, optionally substituted alkynyl, optionally substituted aryl, optionally substituted heteroaryl, optionally substituted cycloalkyl, optionally substituted heterocyclyl, halo, pseudohalo, nitro, $-C(O)OR^{23}$, $-C(O)N(R^{24})R^{25}$, $-C(O)N(R^{24})S(O)_2R^{43}$, $-C(O)R^{26}$, $-OR^{27}$, $-SR^{27}$, $-C(S)OR^{23}$, $-C(O)SR^{23}$, $-N(R^{28})R^{29}$, and $-N(R^{28})S(O)_2R^{43}$, or

two adjacent R^8 groups, together with the carbons to which they are attached, form an optionally substituted aryl, optionally substituted cycloalkenyl, optionally substituted heterocyclyl or optionally substituted heteroaryl;

R^9 is hydrogen, optionally substituted alkyl, $-C(O)R^{10}$ or $-S(O)_2R^{43}$;

R^{10} , R^{11} , R^{12} , R^{13} and R^{19} are selected as in (a) or (b) as follows: (a) R^{10} , R^{11} , R^{12} , R^{13} and R^{19} each independently hydrogen, optionally substituted alkyl, optionally substituted alkenyl, optionally substituted alkynyl, optionally substituted cycloalkyl, optionally substituted aryl, optionally substituted aralkyl, optionally substituted heterocyclyl, optionally substituted heteroaryl, or optionally substituted heteroaralkyl; or (b) R^{11} and R^{12} or R^{12} and R^{19} , together with the atoms to which they are attached, form an optionally substituted heterocyclyl ring or an optionally substituted heteroaryl ring; and the others of R^{10} , R^{11} , R^{12} , R^{13} and R^{19} are selected as in (a), above;

R^{14} , R^{15} , R^{16} , R^{17} and R^{18} are selected as in (a) or (b) as follows: (a) R^{14} , R^{15} , R^{16} , R^{17} and R^{18} are each independently hydrogen, optionally substituted alkyl, optionally substituted alkenyl, optionally substituted alkynyl, optionally substituted cycloalkyl, optionally substituted aryl, optionally substituted aralkyl, optionally substituted heterocyclyl, optionally substituted heteroaryl, or optionally substituted heteroaralkyl; or (b) R^{15} and R^{16} , together with the nitrogen atom to which they are attached, form an optionally substituted heterocyclyl ring, or an optionally substituted heteroaryl ring, and the others of R^{14} , R^{15} , R^{16} , R^{17} and R^{18} are selected as in (a) above,

2003243328 28 Apr 2010

- 312 -

R^{20} , R^{21} , R^{22} and R^{42} are selected as in (a) or (b) as follows: (a) R^{20} , R^{21} , R^{22} and R^{42} are each independently hydrogen, optionally substituted alkyl, optionally substituted alkenyl, optionally substituted alkynyl, optionally substituted cycloalkyl, optionally substituted aryl, optionally substituted aralkyl, optionally substituted heterocyclyl,

5 optionally substituted heteroaryl, or optionally substituted heteroaralkyl; or (b) R^{21} and R^{22} , together with the nitrogen atom to which they are attached, form an optionally substituted heterocyclyl ring, or an optionally substituted heteroaryl ring, and the others of R^{20} , R^{21} , R^{22} and R^{42} are selected as in (a), above;

R^{23} , R^{24} , R^{25} and R^{26} are selected as in (a) or (b) as follows: (a) R^{23} , R^{24} , R^{25} and R^{26} are each independently hydrogen, optionally substituted alkyl, optionally substituted alkenyl, optionally substituted alkynyl, optionally substituted cycloalkyl, optionally substituted aryl, optionally substituted aralkyl, optionally substituted heterocyclyl, optionally substituted heteroaryl, or optionally substituted heteroaralkyl; or (b) R^{24} and R^{25} , together with the nitrogen atom to which they are attached, form an optionally substituted heterocyclyl or an optionally substituted heteroaryl ring, and the others of R^{23} , R^{24} , R^{25} and R^{26} are selected as in (a) above;

R^{27} , R^{28} and R^{29} are selected as in (a) or (b) as follows: (a) R^{27} , R^{28} and R^{29} are each independently hydrogen, optionally substituted alkyl, optionally substituted alkenyl, optionally substituted alkynyl, optionally substituted aryl, optionally substituted aralkyl, 20 optionally substituted heteroaryl, optionally substituted heteroaralkyl, $-C(O)R^{30}$, $-C(O)OR^{31}$, $-C(O)N(R^{32})R^{33}$, $-C(O)N(R^{32})S(O)_2R^{43}$, $-C(O)SR^{31}$, $-C(S)OR^{31}$, or $-C(S)N(R^{32})R^{33}$; or (b) R^{28} and R^{29} together with the nitrogen atom to which they are attached, form an optionally substituted heterocyclyl or an optionally substituted heteroaryl ring, and the others of R^{27} , R^{28} and R^{29} are selected as in (a) above;

25 R^{30} is hydrogen, optionally substituted alkyl, optionally substituted alkenyl, optionally substituted alkynyl, optionally substituted cycloalkyl, optionally substituted aryl, optionally substituted aralkyl, optionally substituted heterocyclyl, optionally substituted heteroaryl, or optionally substituted heteroaralkyl;

R^{31} is optionally substituted alkyl, optionally substituted alkenyl, optionally substituted alkynyl, optionally substituted cycloalkyl, optionally substituted aryl,

2003243328 28 Apr 2010

- 313 -

optionally substituted aralkyl, optionally substituted heterocyclyl, optionally substituted heteroaryl, or optionally substituted heteroaralkyl;

R^{32} and R^{33} are selected as in (a) or (b) as follows: (a) R^{32} and R^{33} are each independently hydrogen, optionally substituted alkyl, optionally substituted alkenyl, optionally substituted alkynyl, optionally substituted cycloalkyl, optionally substituted aryl, optionally substituted aralkyl, optionally substituted heterocyclyl, optionally substituted heteroaryl, or optionally substituted heteroaralkyl; or (b) R^{32} and R^{33} , together with the nitrogen atom to which they are attached, form an optionally substituted heterocyclyl or an optionally substituted heteroaryl ring;

R^{43} is optionally substituted alkyl, optionally substituted alkenyl, optionally substituted alkynyl, optionally substituted cycloalkyl, optionally substituted aryl, optionally substituted aralkyl, optionally substituted heterocyclyl, optionally substituted heteroaryl, or optionally substituted heteroaralkyl;

each of R^1 , R^{33} , R^{42} and R^{43} , when substituted, are substituted with one or more substituents, each independently selected from Q^1 ;

Q^1 is halo, pseudohalo, hydroxy, oxo, thia, nitro, formyl, mercapto, hydroxycarbonyl, hydroxycarbonylalkyl, alkyl, haloalkyl, polyhaloalkyl, diaminoalkyl, alkenyl containing 1 to 2 double bonds, alkynyl containing 1 to 2 triple bonds, cycloalkyl, cycloalkylalkyl, heterocyclyl, heterocyclylalkyl, aryl, heteroaryl, aralkyl, aralkenyl, aralkynyl, heteroarylalkyl, trialkylsilyl, dialkylarylsilyl, alkyl diarylsilyl, triarylsilyl, alkylidene, arylalkylidene, alkylcarbonyl, cycloalkylcarbonyl, heterocyclylcarbonyl, arylcarbonyl, heteroarylcarbonyl, alkoxycarbonyl, alkoxycarbonylalkyl, aryloxycarbonyl, aryloxycarbonylalkyl, aralkoxycarbonyl, aralkoxycarbonylalkyl, arylcarbonylalkyl, aminocarbonyl, alkylaminocarbonyl, dialkylaminocarbonyl, arylaminocarbonyl, diarylaminocarbonyl, arylalkylaminocarbonyl, alkoxy, aryloxy, heteroaryloxy, heteroaralkoxy, heterocyclyloxy, cycloalkoxy, perfluoroalkoxy, alkenyloxy, alkynyloxy, aralkoxy, alkylcarbonyloxy, arylcarbonyloxy, aralkylcarbonyloxy, alkoxycarbonyloxy, aryloxycarbonyloxy, aralkoxycarbonyloxy, aminocarbonyloxy, alkylaminocarbonyloxy, dialkylaminocarbonyloxy, alkylarylaminoxy, diarylaminocarbonyloxy, cycloalkylcarbonyloxy, heterocyclylcarbonyloxy, heteroarylcarbonyloxy,

2003243328 28 Apr 2010

- 314 -

heteroaralkylcarbonyloxy, guanidino, isothioureido, amidino, alkylamidino, cycloalkylamidino, heterocyclylamidino, heterocyclylalkylamidino, arylamidino, aralkylamidino, heteroarylamidino, heteroaralkylamidino, aminothiocarbonyl, alkylaminothiocarbonyl, arylaminothiocarbonyl, amino, aminoalkyl, alkylaminoalkyl, 5 dialkylaminoalkyl, arylaminoalkyl, diarylaminoalkyl, alkylarylaminoalkyl, alkylamino, dialkylamino, haloalkylamino, cycloalkylamino, heterocyclylamino, heterocyclylalkylamino, arylamino, heteroarylamino, aralkylamino, heteroaralkylamino, diarylamino, alkylarylamino, alkylcarbonylamino, alkoxycarbonylamino, aralkoxycarbonylamino, arylcarbonylamino, arylcarbonylaminoalkyl, 10 aryloxycarbonylaminoalkyl, aryloxyarylcarbonylamino, aryloxycarbonylamino, alkylsulfonylamino, arylsulfonylamino, heteroarylsulfonylamino, heterocyclylsulfonylamino, heteroarylthio, azido, $-P(R^{37})_2$, $-P(O)(R^{37})_2$, $-OP(O)(R^{37})_2$, $-N(R^{38})C(O)R^{39}$, dialkylphosphonyl, alkylarylphosphonyl, diarylphosphonyl, hydroxyphosphonyl, alkylthio, cycloalkylthio, heterocyclylalkylthio, arylthio, aralkylthio, 15 heteroaralkylthio, perfluoroalkylthio, hydroxycarbonylalkylthio, thiocyno, isothiocyano, alkylsulfinyloxy, alkylsulfonyloxy, arylsulfinyloxy, arylsulfonyloxy, hydroxysulfonyloxy, alkoxysulfonyloxy, aminosulfonyloxy, alkylaminosulfonyloxy, dialkylaminosulfonyloxy, arylaminosulfonyloxy, diarylaminosulfonyloxy, alkylarylaminosulfonyloxy, $-SO_2F$ when Q^1 is on R^{10} or when Q^1 is on the aryl group of R^3 when R^3 is $-C(O)(aryl)$, alkylsulfinyl, 20 alkylsulfonyl, arylsulfinyl, arylsulfonyl, hydroxysulfonyl, alkoxysulfonyl, aminosulfonyl, alkylaminosulfonyl, dialkylaminosulfonyl, arylaminosulfonyl, diarylaminosulfonyl, or alkylarylaminosulfonyl; or

two Q^1 groups, which substituted atoms in a 1,2 or 1,3 arrangement, together form alkylene, oxaalkylene, alkylenedioxy, thioalkylenoxy or alkylenedithioxy; or

25 two Q^1 groups, which substitute the same atom, together form alkylene;

each Q^1 is independently unsubstituted or substituted with one or more substituents each independently selected from Q^2 ;

each Q^2 is independently halo, pseudohalo, hydroxy, oxo, thia, nitro, formyl, mercapto, hydroxycarbonyl, hydroxycarbonylalkyl, alkyl, haloalkyl, polyhaloalkyl, 30 diaminoalkyl, alkenyl containing 1 to 2 double bonds, alkynyl containing 1 to 2 triple

2003243328 28 Apr 2010

- 315 -

- bonds, cycloalkyl, cycloalkylalkyl, heterocyclyl, heterocyclylalkyl, aryl, heteroaryl, aralkyl, aralkenyl, aralkynyl, heteroarylalkyl, trialkylsilyl, dialkylarylsilyl, alkyl diarylsilyl, triarylsilyl, alkylidene, arylalkylidene, alkylcarbonyl, cycloalkylcarbonyl, heterocyclylcarbonyl, arylcarbonyl, heteroarylcarbonyl, alkoxycarbonyl,
- 5 alkoxycarbonylalkyl, aryloxy carbonyl, aryloxy carbonylalkyl, aralkoxycarbonyl, aralkoxycarbonylalkyl, arylcarbonylalkyl, aminocarbonyl, alkylaminocarbonyl, dialkylaminocarbonyl, arylaminocarbonyl, diarylaminocarbonyl, arylalkylaminocarbonyl, heteroaryloxy, heteroaralkoxy, heterocyclyloxy, cycloalkoxy, perfluoroalkoxy, alkenyloxy, alkynyloxy, aralkoxy, alkylcarbonyloxy, arylcarbonyloxy, aralkylcarbonyloxy,
- 10 alkoxycarbonyloxy, aryloxy carbonyloxy, aralkoxycarbonyloxy, aminocarbonyloxy, alkylaminocarbonyloxy, dialkylaminocarbonyloxy, alkylarylaminocarbonyloxy, diarylaminocarbonyloxy, guanidino, isothioureido, amidino, alkylamidino, arylamidino, aminothiocarbonyl, alkylaminothiocarbonyl, arylaminothiocarbonyl, amino, aminoalkyl, alkylaminoalkyl, dialkylaminoalkyl, arylaminoalkyl, diarylaminoalkyl,
- 15 alkylarylaminalkyl, alkylamino, dialkylamino, haloalkylamino, arylamino, diarylamino, alkylarylamino, alkylcarbonylamino, alkoxycarbonylamino, aralkoxycarbonylamino, arylcarbonylamino, arylcarbonylaminoalkyl, aryloxy carbonylaminoalkyl, aryloxyarylcarbonylamino, aryloxy carbonylamino, alkylsulfonylamino, arylsulfonylamino, heteroarylsulfonylamino, heterocyclylsulfonylamino, heteroarylthio, azido, $-P(R^{37})_2$,
- 20 $-P(O)(R^{37})_2$, $-OP(O)(R^{37})_2$, $-N(R^{38})C(O)R^{39}$, dialkylphosphonyl, alkylarylphosphonyl, diarylphosphonyl, hydroxyphosphonyl, alkylthio, arylthio, perfluoroalkylthio, hydroxycarbonylalkylthio, thiocyno, isothiocyno, alkylsulfinyloxy, alkylsulfonyloxy, arylsulfinyloxy, arylsulfonyloxy, hydroxysulfonyloxy, alkoxysulfonyloxy, aminosulfonyloxy, alkylaminosulfonyloxy, dialkylaminosulfonyloxy,
- 25 arylaminosulfonyloxy, diarylaminosulfonyloxy, alkylarylaminosulfonyloxy, alkylsulfinyl, alkylsulfonyl, arylsulfinyl, arylsulfonyl, hydroxysulfonyl, alkoxysulfonyl, aminosulfonyl, alkylaminosulfonyl, dialkylaminosulfonyl, arylaminosulfonyl, diarylaminosulfonyl, or alkylarylaminosulfonyl; or

- two Q^2 groups, which substitute atoms in a 1,2 or 1,3 arrangement, together form
- 30 alkylene, oxaalkylene, alkylenedioxy, thioalkylenoxy or alkylenedithioxy; or

- 316 -

two Q^2 groups, which substitute the same atom, together form alkylene,

R^{37} is hydroxy, alkoxy, aralkoxy, alkyl, heteroaryl, heterocyclyl, aryl or $-NR^{40}R^{41}$;

R^{38} is hydrogen, alkyl, aryl, aralkyl, heteroaryl, heteroaralkyl, heterocyclyl or heterocyclalkyl; and

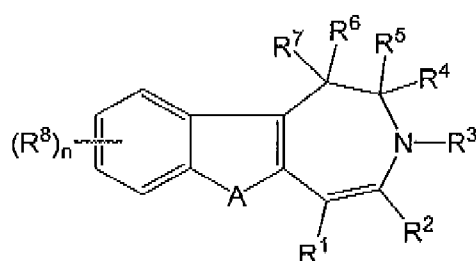
5 R^{39} is alkoxy, aralkoxy, alkyl, heteroaryl, heterocyclyl, aryl or $-N(R^{40})R^{41}$; and

R^{40} and R^{41} are each independently hydrogen, alkyl, aralkyl, aryl, heteroaryl, heteroaralkyl or heterocyclyl, or

R^{40} and R^{41} together form alkylene, azaalkylene, oxaalkylene or thiaalkylene;

10 in the manufacture of a medicament for the treatment or amelioration of one or more symptoms of a disease or disorder in which farnesoid X receptor activity is implicated, selected from hyperlipidemia, hypercholesterolemia, hypertriglyceridemia, dyslipidemia, lipodystrophy, atherosclerosis, atherosclerotic disease, atherosclerotic cardiovascular disease, Syndrome X, diabetes mellitus, type II diabetes, insulin insensitivity, hyperglycemia, cholestasis and obesity.

15 88. Use of a compound having a formula:



or a pharmaceutically acceptable derivative selected from the group consisting of salts, esters, enol ethers, enol esters, acetals, ketals, orthoesters, hemiacetals, hemiketals, acids, bases, solvates, and hydrates thereof, wherein:

20 n is 0 to 4;

A is $-N(R^9)-$, $-O-$ or $-S(O)_t-$ (where t is 0 to 2);

2003243328 04 Jun 2010

- 317 -

R^1 and R^2 are each independently selected from a group consisting of hydrogen, optionally substituted alkyl, optionally substituted alkenyl, optionally substituted alkynyl, optionally substituted aryl, optionally substituted heteroaryl, optionally substituted cycloalkyl, optionally substituted heterocyclyl, optionally substituted aralkyl, optionally substituted heteroaralkyl, $-OR^{14}$, $-SR^{14}$, $-N(R^{15})R^{16}$, $-N(R^{15})S(O)_2R^{43}$, $-N(R^{17})N(R^{15})R^{16}$, $-N(R^{17})N(R^{15})S(O)_2R^{43}$, $-C(O)R^{18}$, $-C(O)OR^{14}$, $-C(S)OR^{14}$, $-C(O)SR^{14}$, $-C(O)N(R^{15})R^{16}$, $-C(O)N(R^{15})S(O)_2R^{43}$, $-C(O)N(R^{15})N=R^{16}$, $-C(O)N(R^{17})N(R^{15})R^{16}$, and $-C(O)N(R^{17})N(R^{15})S(O)_2R^{43}$, provided that when A is O, R^2 is not $-C(O)OR^{14}$, wherein R^{14} is optionally substituted alkyl; or

R^1 and R^2 , together with the atom to which they are attached, form an optionally substituted cycloalkenyl, optionally substituted heterocyclyl, optionally substituted aryl, or optionally substituted heteroaryl ring;

R^3 is hydrogen, optionally substituted alkyl, optionally substituted alkenyl, optionally substituted alkynyl, optionally substituted cycloalkyl, optionally substituted aryl, optionally substituted aralkyl, optionally substituted heteroaryl, optionally substituted heterocyclyl, optionally substituted heteroaralkyl, $-C(O)R^{10}$, $-C(O)OR^{10}$, $-S(O)_2R^{10}$, $-C(O)N(R^{11})R^{12}$, $-C(O)N(R^{11})S(O)_2R^{43}$, $-C(O)N(R^{13})N(R^{11})R^{12}$, $-C(O)N(R^{13})N(R^{11})S(O)_2R^{43}$, $-N(R^{13})C(O)R^{10}$, $-N(R^{13})C(O)N(R^{11})R^{12}$, $-N(R^{13})C(O)N(R^{11})S(O)_2R^{43}$, $-N(R^{10})C(O)N(R^{13})N(R^{11})R^{12}$, $-N(R^{10})C(O)N(R^{13})N(R^{11})S(O)_2R^{43}$, $-N(R^{13})C(O)OR^{10}$, $-P(O)OR^{10}$, or $-P(O)(OR^{19})OR^{12}$;

R^4 , R^5 , R^6 and R^7 are each independently selected from a group consisting of hydrogen, optionally substituted alkyl, optionally substituted alkenyl, optionally substituted alkynyl, optionally substituted aryl, optionally substituted heteroaryl, optionally substituted cycloalkyl, optionally substituted heterocyclyl, optionally substituted aralkyl, optionally substituted heteroaralkyl, $-OR^{14}$, $-SR^{14}$, $-S(O)_2R^{14}$, $-N(R^{15})R^{16}$, $-N(R^{15})S(O)_2R^{43}$, $-C(O)R^{18}$, $-C(O)OR^{20}$, $-C(O)N(R^{21})R^{22}$, $-C(O)N(R^{21})S(O)_2R^{43}$, $C(O)N(R^{42})N(R^{21})R^{22}$, and $-C(O)N(R^{42})N(R^{21})S(O)_2R^{43}$; or

R^4 and R^5 , or R^4 and R^6 , or R^4 and R^7 , or R^5 and R^6 , or R^5 and R^7 , or R^6 and R^7 , together with the carbon atom to which they are attached, form an optionally substituted cycloalkyl, optionally substituted heterocyclyl, an optionally substituted cycloalkenyl ring,

2003243328 28 Apr 2010

- 318 -

or together form a double bond and the others of R^4 , R^5 , R^6 and R^7 are as described above; or R^6 and R^7 together form an oxo, thioxo, optionally substituted imine, optionally substituted oxime or an optionally substituted hydrazone, or R^6 and R^7 , together with the carbon atom to which they are attached, form an optionally substituted exocyclic double bond, and R^4 and R^5 are as described above;

R^8 is each independently selected from the group consisting of optionally substituted alkyl, optionally substituted alkenyl, optionally substituted alkynyl, optionally substituted aryl, optionally substituted heteroaryl, optionally substituted cycloalkyl, optionally substituted heterocyclyl, halo, pseudohalo, nitro, $-C(O)OR^{23}$, $-C(O)N(R^{24})R^{25}$, $-C(O)N(R^{24})S(O)_2R^{43}$, $-C(O)R^{26}$, $-OR^{27}$, $-SR^{27}$, $-C(S)OR^{23}$, $-C(O)SR^{23}$, $-N(R^{28})R^{29}$, and $-N(R^{28})S(O)_2R^{43}$, or

two adjacent R^8 groups, together with the carbons to which they are attached, form an optionally substituted aryl, optionally substituted cycloalkenyl, optionally substituted heterocyclyl or optionally substituted heteroaryl;

R^9 is hydrogen, optionally substituted alkyl, $-C(O)R^{10}$ or $-S(O)_2R^{43}$;

R^{10} , R^{11} , R^{12} , R^{13} and R^{19} are selected as in (a) or (b) as follows: (a) R^{10} , R^{11} , R^{12} , R^{13} and R^{19} each independently hydrogen, optionally substituted alkyl, optionally substituted alkenyl, optionally substituted alkynyl, optionally substituted cycloalkyl, optionally substituted aryl, optionally substituted aralkyl, optionally substituted heterocyclyl, optionally substituted heteroaryl, or optionally substituted heteroaralkyl; or (b) R^{11} and R^{12} or R^{12} and R^{19} , together with the atoms to which they are attached, form an optionally substituted heterocyclyl ring or an optionally substituted heteroaryl ring; and the others of R^{10} , R^{11} , R^{12} , R^{13} and R^{19} are selected as in (a), above;

R^{14} , R^{15} , R^{16} , R^{17} and R^{18} are selected as in (a) or (b) as follows: (a) R^{14} , R^{15} , R^{16} , R^{17} and R^{18} are each independently hydrogen, optionally substituted alkyl, optionally substituted alkenyl, optionally substituted alkynyl, optionally substituted cycloalkyl, optionally substituted aryl, optionally substituted aralkyl, optionally substituted heterocyclyl, optionally substituted heteroaryl, or optionally substituted heteroaralkyl; or (b) R^{15} and R^{16} , together with the nitrogen atom to which they are attached, form an

2003243328 28 Apr 2010

- 319 -

optionally substituted heterocyclyl ring, or an optionally substituted heteroaryl ring, and the others of R^{14} , R^{15} , R^{16} , R^{17} and R^{18} are selected as in (a) above,

R^{20} , R^{21} , R^{22} and R^{42} are selected as in (a) or (b) as follows: (a) R^{20} , R^{21} , R^{22} and R^{42} are each independently hydrogen, optionally substituted alkyl, optionally substituted alkenyl, optionally substituted alkynyl, optionally substituted cycloalkyl, optionally substituted aryl, optionally substituted aralkyl, optionally substituted heterocyclyl, optionally substituted heteroaryl, or optionally substituted heteroaralkyl; or (b) R^{21} and R^{22} , together with the nitrogen atom to which they are attached, form an optionally substituted heterocyclyl ring, or an optionally substituted heteroaryl ring, and the others of R^{20} , R^{21} , R^{22} and R^{42} are selected as in (a), above;

R^{23} , R^{24} , R^{25} and R^{26} are selected as in (a) or (b) as follows: (a) R^{23} , R^{24} , R^{25} and R^{26} are each independently hydrogen, optionally substituted alkyl, optionally substituted alkenyl, optionally substituted alkynyl, optionally substituted cycloalkyl, optionally substituted aryl, optionally substituted aralkyl, optionally substituted heterocyclyl, optionally substituted heteroaryl, or optionally substituted heteroaralkyl; or (b) R^{24} and R^{25} , together with the nitrogen atom to which they are attached, form an optionally substituted heterocyclyl or an optionally substituted heteroaryl ring, and the others of R^{23} , R^{24} , R^{25} and R^{26} are selected as in (a) above;

R^{27} , R^{28} and R^{29} are selected as in (a) or (b) as follows: (a) R^{27} , R^{28} and R^{29} are each independently hydrogen, optionally substituted alkyl, optionally substituted alkenyl, optionally substituted alkynyl, optionally substituted aryl, optionally substituted aralkyl, optionally substituted heteroaryl, optionally substituted heteroaralkyl, $-C(O)R^{30}$, $-C(O)OR^{31}$, $-C(O)N(R^{32})R^{33}$, $-C(O)N(R^{32})S(O)_2R^{43}$, $-C(O)SR^{31}$, $-C(S)OR^{31}$, or $-C(S)N(R^{32})R^{33}$; or (b) R^{28} and R^{29} together with the nitrogen atom to which they are attached, form an optionally substituted heterocyclyl or an optionally substituted heteroaryl ring, and the others of R^{27} , R^{28} and R^{29} are selected as in (a) above;

R^{30} is hydrogen, optionally substituted alkyl, optionally substituted alkenyl, optionally substituted alkynyl, optionally substituted cycloalkyl, optionally substituted aryl, optionally substituted aralkyl, optionally substituted heterocyclyl, optionally substituted heteroaryl, or optionally substituted heteroaralkyl;

2003243328 28 Apr 2010

- 320 -

R^{31} is optionally substituted alkyl, optionally substituted alkenyl, optionally substituted alkynyl, optionally substituted cycloalkyl, optionally substituted aryl, optionally substituted aralkyl, optionally substituted heterocyclyl, optionally substituted heteroaryl, or optionally substituted heteroaralkyl;

- 5 R^{32} and R^{33} are selected as in (a) or (b) as follows: (a) R^{32} and R^{33} are each independently hydrogen, optionally substituted alkyl, optionally substituted alkenyl, optionally substituted alkynyl, optionally substituted cycloalkyl, optionally substituted aryl, optionally substituted aralkyl, optionally substituted heterocyclyl, optionally substituted heteroaryl, or optionally substituted heteroaralkyl; or (b) R^{32} and R^{33} , together
10 with the nitrogen atom to which they are attached, form an optionally substituted heterocyclyl or an optionally substituted heteroaryl ring;

- R^{43} is optionally substituted alkyl, optionally substituted alkenyl, optionally substituted alkynyl, optionally substituted cycloalkyl, optionally substituted aryl, optionally substituted aralkyl, optionally substituted heterocyclyl, optionally substituted
15 heteroaryl, or optionally substituted heteroaralkyl;

each of R^1 - R^{33} , R^{42} and R^{43} , when substituted, are substituted with one or more substituents, each independently selected from Q^1 ;

- Q^1 is halo, pseudohalo, hydroxy, oxo, thia, nitro, formyl, mercapto, hydroxycarbonyl, hydroxycarbonylalkyl, alkyl, haloalkyl, polyhaloalkyl, diaminoalkyl,
20 alkenyl containing 1 to 2 double bonds, alkynyl containing 1 to 2 triple bonds, cycloalkyl, cycloalkylalkyl, heterocyclyl, heterocyclylalkyl, aryl, heteroaryl, aralkyl, aralkenyl, aralkynyl, heteroarylalkyl, trialkylsilyl, dialkylarylsilyl, alkyl diarylsilyl, triarylsilyl, alkylidene, arylalkylidene, alkylcarbonyl, cycloalkylcarbonyl, heterocyclylcarbonyl, arylcarbonyl, heteroarylcarbonyl, alkoxycarbonyl, alkoxycarbonylalkyl, aryloxy, carbonyl,
25 aryloxy, carbonylalkyl, aralkoxy, carbonylalkyl, aralkoxy, carbonylalkyl, aminocarbonyl, alkylaminocarbonyl, dialkylaminocarbonyl, arylaminocarbonyl, diarylaminocarbonyl, arylalkylaminocarbonyl, alkoxy, aryloxy, heteroaryloxy, heteroaralkoxy, heterocycloxy, cycloalkoxy, perfluoroalkoxy, alkenyloxy, alkynyloxy, aralkoxy, alkylcarbonyloxy, arylcarbonyloxy, aralkylcarbonyloxy, alkoxycarbonyloxy,
30 aryloxy, carbonyloxy, aralkoxy, carbonyloxy, aminocarbonyloxy, alkylaminocarbonyloxy,

2003243328 28 Apr 2010

- 321 -

- dialkylaminocarbonyloxy, alkylarylaminocarbonyloxy, diarylaminocarbonyloxy, cycloalkylcarbonyloxy, heterocyclcarbonyloxy, heteroarylcarbonyloxy, heteroaralkylcarbonyloxy, guanidino, isothioureido, amidino, alkylamidino, cycloalkylamidino, heterocyclamidino, heterocyclalkylamidino, arylamidino,
- 5 aralkylamidino, heteroarylamidino, heteroaralkylamidino, aminothiocabonyl, alkylaminothiocabonyl, arylaminothiocabonyl, amino, aminoalkyl, alkylaminoalkyl, dialkylaminoalkyl, arylaminoalkyl, diarylaminoalkyl, alkylarylaminomalkyl, alkylamino, dialkylamino, haloalkylamino, cycloalkylamino, heterocycllamino, heterocyclalkylamino, arylamino, heteroarylamino, aralkylamino, heteroaralkylamino,
- 10 diarylamino, alkylarylamino, alkylcarbonylamino, alkoxycarbonylamino, aralkoxycarbonylamino, arylcarbonylamino, arylcarbonylaminoalkyl, aryloxycarbonylaminoalkyl, aryloxyarylcarbonylamino, aryloxycarbonylamino, alkylsulfonylamino, arylsulfonylamino, heteroarylsulfonylamino, heterocyclsulfonylamino, heteroarylthio, azido, $-P(R^{37})_2$, $-P(O)(R^{37})_2$, $-OP(O)(R^{37})_2$,
- 15 $-N(R^{38})C(O)R^{39}$, dialkylphosphonyl, alkylarylphosphonyl, diarylphosphonyl, hydroxyphosphonyl, alkylthio, cycloalkylthio, heterocyclalkylthio, arylthio, aralkylthio, heteroaralkylthio, perfluoroalkylthio, hydroxycarbonylalkylthio, thiocyno, isothiocyano, alkylsulfinyloxy, alkylsulfonyloxy, arylsulfinyloxy, arylsulfonyloxy, hydroxysulfonyloxy, alkoxysulfonyloxy, aminosulfonyloxy, alkylaminosulfonyloxy, dialkylaminosulfonyloxy,
- 20 arylaminosulfonyloxy, diarylamino sulfonyloxy, alkylarylaminosulfonyloxy, $-SO_2F$ when Q^1 is on R^{10} or when Q^1 is on the aryl group of R^3 when R^3 is $-C(O)(aryl)$, alkylsulfinyl, alkylsulfonyl, arylsulfinyl, arylsulfonyl, hydroxysulfonyl, alkoxysulfonyl, aminosulfonyl, alkylaminosulfonyl, dialkylaminosulfonyl, arylaminosulfonyl, diarylamino sulfonyl, or alkylarylaminosulfonyl; or
- 25 two Q^1 groups, which substituted atoms in a 1,2 or 1,3 arrangement, together form alkylene, oxaalkylene, alkylenedioxy, thioalkylenoxy or alkylenedithioxy; or
- two Q^1 groups, which substitute the same atom, together form alkylene;
- each Q^1 is independently unsubstituted or substituted with one or more substituents each independently selected from Q^2 ;

2003243328 28 Apr 2010

- 322 -

- each Q^2 is independently halo, pseudohalo, hydroxy, oxo, thia, nitro, formyl, mercapto, hydroxycarbonyl, hydroxycarbonylalkyl, alkyl, haloalkyl, polyhaloalkyl, diaminoalkyl, alkenyl containing 1 to 2 double bonds, alkynyl containing 1 to 2 triple bonds, cycloalkyl, cycloalkylalkyl, heterocyclyl, heterocyclylalkyl, aryl, heteroaryl, aralkyl, aralkenyl, aralkynyl, heteroarylalkyl, trialkylsilyl, dialkylarylsilyl, alkyl diarylsilyl, triarylsilyl, alkylidene, arylalkylidene, alkylcarbonyl, cycloalkylcarbonyl, heterocyclylcarbonyl, arylcarbonyl, heteroarylcarbonyl, alkoxycarbonyl, alkoxycarbonylalkyl, aryloxy carbonyl, aryloxy carbonylalkyl, aralkoxycarbonyl, aralkoxycarbonylalkyl, arylcarbonylalkyl, aminocarbonyl, alkylaminocarbonyl, dialkylaminocarbonyl, arylaminocarbonyl, diarylaminocarbonyl, arylalkylaminocarbonyl, heteroaryloxy, heteroaralkoxy, heterocyclyloxy, cycloalkoxy, perfluoroalkoxy, alkenyloxy, alkynyloxy, aralkoxy, alkylcarbonyloxy, arylcarbonyloxy, aralkylcarbonyloxy, alkoxycarbonyloxy, aryloxy carbonyloxy, aralkoxycarbonyloxy, aminocarbonyloxy, alkylaminocarbonyloxy, dialkylaminocarbonyloxy, alkylarylaminocarbonyloxy, diarylaminocarbonyloxy, guanidino, isothioureido, amidino, alkylamidino, arylamidino, aminothiocarbonyl, alkylaminothiocarbonyl, arylaminothiocarbonyl, amino, aminoalkyl, alkylaminoalkyl, dialkylaminoalkyl, arylaminoalkyl, diarylaminoalkyl, alkylarylaminalkyl, alkylamino, dialkylamino, haloalkylamino, arylamino, diarylamino, alkylarylaminalkyl, alkylcarbonylamino, alkoxycarbonylamino, aralkoxycarbonylamino, arylcarbonylamino, arylcarbonylaminoalkyl, aryloxy carbonylaminoalkyl, aryloxyarylcarbonylamino, aryloxy carbonylamino, alkylsulfonylamino, arylsulfonylamino, heteroarylsulfonylamino, heterocyclylsulfonylamino, heteroarylthio, azido, $-P(R^{37})_2$, $-P(O)(R^{37})_2$, $-OP(O)(R^{37})_2$, $-N(R^{38})C(O)R^{39}$, dialkylphosphonyl, alkylarylphosphonyl, diarylphosphonyl, hydroxyphosphonyl, alkylthio, arylthio, perfluoroalkylthio, hydroxycarbonylalkylthio, thiocyno, isothiocyno, alkylsulfinyloxy, alkylsulfonyloxy, arylsulfinyloxy, arylsulfonyloxy, hydroxysulfonyloxy, alkoxysulfonyloxy, aminosulfonyloxy, alkylaminosulfonyloxy, dialkylaminosulfonyloxy, arylaminosulfonyloxy, diarylaminosulfonyloxy, alkylarylaminosulfonyloxy, alkylsulfinyl, alkylsulfonyl, arylsulfinyl, arylsulfonyl, hydroxysulfonyl, alkoxysulfonyl, aminosulfonyl, alkylaminosulfonyl, dialkylaminosulfonyl, arylaminosulfonyl, diarylaminosulfonyl, or alkylarylaminosulfonyl; or

2003243328 28 Apr 2010

- 323 -

two Q^2 groups, which substitute atoms in a 1,2 or 1,3 arrangement, together form alkylene, oxaalkylene, alkylenedioxy, thioalkylenoxy or alkylenedithioxy; or

two Q^2 groups, which substitute the same atom, together form alkylene,

R^{37} is hydroxy, alkoxy, aralkoxy, alkyl, heteroaryl, heterocyclyl, aryl or $-NR^{40}R^{41}$;

5 R^{38} is hydrogen, alkyl, aryl, aralkyl, heteroaryl, heteroaralkyl, heterocyclyl or heterocyclalkyl; and

R^{39} is alkoxy, aralkoxy, alkyl, heteroaryl, heterocyclyl, aryl or $-N(R^{40})R^{41}$; and

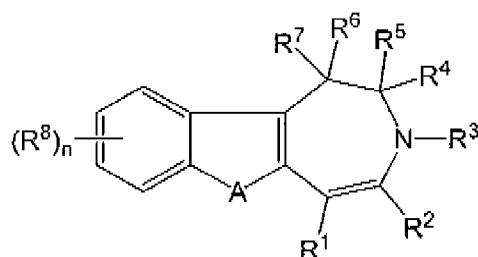
R^{40} and R^{41} are each independently hydrogen, alkyl, aralkyl, aryl, heteroaryl, heteroaralkyl or heterocyclyl, or

10 R^{40} and R^{41} together form alkylene, azaalkylene, oxaalkylene or thiaalkylene;

in the manufacture of a medicament for the reduction in the risk of occurrence of, or complications arising from, hyperlipidemia, hypercholesterolemia, hypertriglyceridemia, dyslipidemia, lipodystrophy, atherosclerosis, atherosclerotic disease, atherosclerotic cardiovascular disease, Syndrome X, diabetes mellitus, type II diabetes, insulin

15 insensitivity, hyperglycemia, cholestasis and obesity.

89. Use of a compound having a formula:



or a pharmaceutically acceptable derivative selected from the group consisting of salts, esters, enol ethers, enol esters, acetals, ketals, orthoesters, hemiacetals, hemiketals, acids, bases, solvates, and hydrates thereof, wherein:

n is 0 to 4;

A is $-N(R^9)-$, $-O-$ or $-S(O)_t-$ (where t is 0 to 2);

2003243328 04 Jun 2010

- 324 -

R^1 and R^2 are each independently selected from a group consisting of hydrogen, optionally substituted alkyl, optionally substituted alkenyl, optionally substituted alkynyl, optionally substituted aryl, optionally substituted heteroaryl, optionally substituted cycloalkyl, optionally substituted heterocyclyl, optionally substituted aralkyl, optionally substituted heteroaralkyl, $-OR^{14}$, $-SR^{14}$, $-N(R^{15})R^{16}$, $-N(R^{15})S(O)_2R^{43}$, $-N(R^{17})N(R^{15})R^{16}$, $-N(R^{17})N(R^{15})S(O)_2R^{43}$, $-C(O)R^{18}$, $-C(O)OR^{14}$, $-C(S)OR^{14}$, $-C(O)SR^{14}$, $-C(O)N(R^{15})R^{16}$, $-C(O)N(R^{15})S(O)_2R^{43}$, $-C(O)N(R^{15})N=R^{16}$, $-C(O)N(R^{17})N(R^{15})R^{16}$, and $-C(O)N(R^{17})N(R^{15})S(O)_2R^{43}$, provided that when A is O, R^2 is not $-C(O)OR^{14}$, wherein R^{14} is optionally substituted alkyl; or

R^1 and R^2 , together with the atom to which they are attached, form an optionally substituted cycloalkenyl, optionally substituted heterocyclyl, optionally substituted aryl, or optionally substituted heteroaryl ring;

R^3 is hydrogen, optionally substituted alkyl, optionally substituted alkenyl, optionally substituted alkynyl, optionally substituted cycloalkyl, optionally substituted aryl, optionally substituted aralkyl, optionally substituted heteroaryl, optionally substituted heterocyclyl, optionally substituted heteroaralkyl, $-C(O)R^{10}$, $-C(O)OR^{10}$, $-S(O)_2R^{10}$, $-C(O)N(R^{11})R^{12}$, $-C(O)N(R^{11})S(O)_2R^{43}$, $-C(O)N(R^{13})N(R^{11})R^{12}$, $-C(O)N(R^{13})N(R^{11})S(O)_2R^{43}$, $-N(R^{13})C(O)R^{10}$, $-N(R^{13})C(O)N(R^{11})R^{12}$, $-N(R^{13})C(O)N(R^{11})S(O)_2R^{43}$, $-N(R^{10})C(O)N(R^{13})N(R^{11})R^{12}$, $-N(R^{10})C(O)N(R^{13})N(R^{11})S(O)_2R^{43}$, $-N(R^{13})C(O)OR^{10}$, $-P(O)OR^{10}$, or $-P(O)(OR^{19})OR^{12}$;

R^4 , R^5 , R^6 and R^7 are each independently selected from a group consisting of hydrogen, optionally substituted alkyl, optionally substituted alkenyl, optionally substituted alkynyl, optionally substituted aryl, optionally substituted heteroaryl, optionally substituted cycloalkyl, optionally substituted heterocyclyl, optionally substituted aralkyl, optionally substituted heteroaralkyl, $-OR^{14}$, $-SR^{14}$, $-S(O)_2R^{14}$, $-N(R^{15})R^{16}$, $-N(R^{15})S(O)_2R^{43}$, $-C(O)R^{18}$, $-C(O)OR^{20}$, $-C(O)N(R^{21})R^{22}$, $-C(O)N(R^{21})S(O)_2R^{43}$, $C(O)N(R^{42})N(R^{21})R^{22}$, and $-C(O)N(R^{42})N(R^{21})S(O)_2R^{43}$; or

R^4 and R^5 , or R^4 and R^6 , or R^4 and R^7 , or R^5 and R^6 , or R^5 and R^7 , or R^6 and R^7 , together with the carbon atom to which they are attached, form an optionally substituted cycloalkyl, optionally substituted heterocyclyl, an optionally substituted cycloalkenyl ring,

2003243328 28 Apr 2010

- 325 -

or together form a double bond and the others of R^4 , R^5 , R^6 and R^7 are as described above; or R^6 and R^7 together form an oxo, thioxo, optionally substituted imine, optionally substituted oxime or an optionally substituted hydrazone, or R^6 and R^7 , together with the carbon atom to which they are attached, form an optionally substituted exocyclic double bond, and R^4 and R^5 are as described above;

R^8 is each independently selected from the group consisting of optionally substituted alkyl, optionally substituted alkenyl, optionally substituted alkynyl, optionally substituted aryl, optionally substituted heteroaryl, optionally substituted cycloalkyl, optionally substituted heterocyclyl, halo, pseudohalo, nitro, $-C(O)OR^{23}$, $-C(O)N(R^{24})R^{25}$, $-C(O)SR^{23}$, $-N(R^{28})R^{29}$, and $-N(R^{28})S(O)_2R^{43}$, or

two adjacent R^8 groups, together with the carbons to which they are attached, form an optionally substituted aryl, optionally substituted cycloalkenyl, optionally substituted heterocyclyl or optionally substituted heteroaryl;

R^9 is hydrogen, optionally substituted alkyl, $-C(O)R^{10}$ or $-S(O)_2R^{43}$;

R^{10} , R^{11} , R^{12} , R^{13} and R^{19} are selected as in (a) or (b) as follows: (a) R^{10} , R^{11} , R^{12} , R^{13} and R^{19} each independently hydrogen, optionally substituted alkyl, optionally substituted alkenyl, optionally substituted alkynyl, optionally substituted cycloalkyl, optionally substituted aryl, optionally substituted aralkyl, optionally substituted heterocyclyl, optionally substituted heteroaryl, or optionally substituted heteroaralkyl; or (b) R^{11} and R^{12} or R^{12} and R^{19} , together with the atoms to which they are attached, form an optionally substituted heterocyclyl ring or an optionally substituted heteroaryl ring; and the others of R^{10} , R^{11} , R^{12} , R^{13} and R^{19} are selected as in (a) above;

R^{14} , R^{15} , R^{16} , R^{17} and R^{18} are selected as in (a) or (b) as follows: (a) R^{14} , R^{15} , R^{16} , R^{17} and R^{18} are each independently hydrogen, optionally substituted alkyl, optionally substituted alkenyl, optionally substituted alkynyl, optionally substituted cycloalkyl, optionally substituted aryl, optionally substituted aralkyl, optionally substituted heterocyclyl, optionally substituted heteroaryl, or optionally substituted heteroaralkyl; or (b) R^{15} and R^{16} , together with the nitrogen atom to which they are attached, form an

2003243328 28 Apr 2010

- 326 -

optionally substituted heterocyclyl ring, or an optionally substituted heteroaryl ring, and the others of R^{14} , R^{15} , R^{16} , R^{17} and R^{18} are selected as in (a) above,

R^{20} , R^{21} , R^{22} and R^{42} are selected as in (a) or (b) as follows: (a) R^{20} , R^{21} , R^{22} and R^{42} are each independently hydrogen, optionally substituted alkyl, optionally substituted alkenyl, optionally substituted alkynyl, optionally substituted cycloalkyl, optionally substituted aryl, optionally substituted aralkyl, optionally substituted heterocyclyl, optionally substituted heteroaryl, or optionally substituted heteroaralkyl; or (b) R^{21} and R^{22} , together with the nitrogen atom to which they are attached, form an optionally substituted heterocyclyl ring, or an optionally substituted heteroaryl ring, and the others of R^{20} , R^{21} , R^{22} and R^{42} are selected as in (a), above;

R^{23} , R^{24} , R^{25} and R^{26} are selected as in (a) or (b) as follows: (a) R^{23} , R^{24} , R^{25} and R^{26} are each independently hydrogen, optionally substituted alkyl, optionally substituted alkenyl, optionally substituted alkynyl, optionally substituted cycloalkyl, optionally substituted aryl, optionally substituted aralkyl, optionally substituted heterocyclyl, optionally substituted heteroaryl, or optionally substituted heteroaralkyl; or (b) R^{24} and R^{25} , together with the nitrogen atom to which they are attached, form an optionally substituted heterocyclyl or an optionally substituted heteroaryl ring, and the others of R^{23} , R^{24} , R^{25} and R^{26} are selected as in (a) above;

R^{27} , R^{28} and R^{29} are selected as in (a) or (b) as follows: (a) R^{27} , R^{28} and R^{29} are each independently selected from the group consisting of hydrogen, optionally substituted alkyl, optionally substituted alkenyl, optionally substituted alkynyl, optionally substituted aryl, optionally substituted aralkyl, optionally substituted heteroaryl, optionally substituted heteroaralkyl, $-C(O)R^{30}$, $-C(O)OR^{31}$, $-C(O)N(R^{32})R^{33}$, $-C(O)N(R^{32})S(O)_2R^{43}$, $-C(O)SR^{31}$, $-C(S)OR^{31}$, or $-C(S)N(R^{32})R^{33}$; or (b) R^{28} and R^{29} together with the nitrogen atom to which they are attached, form an optionally substituted heterocyclyl or an optionally substituted heteroaryl ring, and the others of R^{27} , R^{28} and R^{29} are selected as in (a) above;

R^{30} is hydrogen, optionally substituted alkyl, optionally substituted alkenyl, optionally substituted alkynyl, optionally substituted cycloalkyl, optionally substituted aryl, optionally substituted aralkyl, optionally substituted heterocyclyl, optionally substituted heteroaryl, or optionally substituted heteroaralkyl;

2003243328 28 Apr 2010

- 327 -

R^{31} is optionally substituted alkyl, optionally substituted alkenyl, optionally substituted alkynyl, optionally substituted cycloalkyl, optionally substituted aryl, optionally substituted aralkyl, optionally substituted heterocyclyl, optionally substituted heteroaryl, or optionally substituted heteroaralkyl;

- 5 R^{32} and R^{33} are selected as in (a) or (b) as follows: (a) R^{32} and R^{33} are each independently hydrogen, optionally substituted alkyl, optionally substituted alkenyl, optionally substituted alkynyl, optionally substituted cycloalkyl, optionally substituted aryl, optionally substituted aralkyl, optionally substituted heterocyclyl, optionally substituted heteroaryl, or optionally substituted heteroaralkyl; or (b) R^{32} and R^{33} , together
10 with the nitrogen atom to which they are attached, form an optionally substituted heterocyclyl or an optionally substituted heteroaryl ring;

R^{43} is optionally substituted alkyl, optionally substituted alkenyl, optionally substituted alkynyl, optionally substituted cycloalkyl, optionally substituted aryl, optionally substituted aralkyl, optionally substituted heterocyclyl, optionally substituted
15 heteroaryl, or optionally substituted heteroaralkyl;

each of R^1 - R^{33} , R^{42} and R^{43} , when substituted, are substituted with one or more substituents, each independently selected from Q^1 ;

Q^1 is halo, pseudohalo, hydroxy, oxo, thia, nitro, formyl, mercapto, hydroxycarbonyl, hydroxycarbonylalkyl, alkyl, haloalkyl, polyhaloalkyl, diaminoalkyl,
20 alkenyl containing 1 to 2 double bonds, alkynyl containing 1 to 2 triple bonds, cycloalkyl, cycloalkylalkyl, heterocyclyl, heterocyclylalkyl, aryl, heteroaryl, aralkyl, aralkenyl, aralkynyl, heteroarylalkyl, trialkylsilyl, dialkylarylsilyl, alkyl diarylsilyl, triarylsilyl, alkylidene, arylalkylidene, alkylcarbonyl, cycloalkylcarbonyl, heterocyclylcarbonyl, arylcarbonyl, heteroarylcarbonyl, alkoxycarbonyl, alkoxycarbonylalkyl, aryloxy carbonyl,
25 aryloxy carbonylalkyl, aralkoxycarbonyl, aralkoxycarbonylalkyl, arylcarbonylalkyl, aminocarbonyl, alkylaminocarbonyl, dialkylaminocarbonyl, arylaminocarbonyl, diarylaminocarbonyl, arylalkylaminocarbonyl, alkoxy, aryloxy, heteroaryloxy, heteroaralkoxy, heterocyclyloxy, cycloalkoxy, perfluoroalkoxy, alkenyloxy, alkynyloxy, aralkoxy, alkylcarbonyloxy, arylcarbonyloxy, aralkylcarbonyloxy, alkoxycarbonyloxy,
30 aryloxy carbonyloxy, aralkoxycarbonyloxy, aminocarbonyloxy, alkylaminocarbonyloxy,

2003243328 28 Apr 2010

- 328 -

- dialkylaminocarbonyloxy, alkylarylaminocarbonyloxy, diarylaminocarbonyloxy, cycloalkylcarbonyloxy, heterocyclylcarbonyloxy, heteroarylcarbonyloxy, heteroaralkylcarbonyloxy, guanidino, isothioureido, amidino, alkylamidino, cycloalkylamidino, heterocyclylamidino, heterocyclylalkylamidino, arylamidino, 5 aralkylamidino, heteroarylamidino, heteroaralkylamidino, aminothiocarbonyl, alkylaminothiocarbonyl, arylaminothiocarbonyl, amino, aminoalkyl, alkylaminoalkyl, dialkylaminoalkyl, arylaminoalkyl, diarylaminoalkyl, alkylarylaminominoalkyl, alkylamino, dialkylamino, haloalkylamino, cycloalkylamino, heterocyclylamino, heterocyclylalkylamino, arylamino, heteroarylamino, aralkylamino, heteroaralkylamino, 10 diarylamino, alkylarylamino, alkylcarbonylamino, alkoxycarbonylamino, aralkoxycarbonylamino, arylcarbonylamino, arylcarbonylaminoalkyl, aryloxycarbonylaminoalkyl, aryloxyarylcarbonylamino, aryloxycarbonylamino, alkylsulfonylamino, arylsulfonylamino, heteroarylsulfonylamino, heterocyclylsulfonylamino, heteroarylthio, azido, $-P(R^{37})_2$, $-P(O)(R^{37})_2$, $-OP(O)(R^{37})_2$, 15 $-N(R^{38})C(O)R^{39}$, dialkylphosphonyl, alkylarylphosphonyl, diarylphosphonyl, hydroxyphosphonyl, alkylthio, cycloalkylthio, heterocyclylalkylthio, arylthio, aralkylthio, heteroaralkylthio, perfluoroalkylthio, hydroxycarbonylalkylthio, thiocyano, isothiocyano, alkylsulfinyloxy, alkylsulfonyloxy, arylsulfinyloxy, arylsulfonyloxy, hydroxysulfonyloxy, alkoxysulfonyloxy, aminosulfonyloxy, alkylaminosulfonyloxy, dialkylaminosulfonyloxy, 20 arylaminosulfonyloxy, diarylaminoalkylsulfonyloxy, alkylarylaminosulfonyloxy, $-SO_2F$ when Q^1 is on R^{10} or when Q^1 is on the aryl group of R^3 when R^3 is $-C(O)(aryl)$, alkylsulfinyl, alkylsulfonyl, arylsulfinyl, arylsulfonyl, hydroxysulfonyl, alkoxysulfonyl, aminosulfonyl, alkylaminosulfonyl, dialkylaminosulfonyl, arylaminosulfonyl, diarylaminoalkylsulfonyl, or alkylarylaminosulfonyl; or
- 25 two Q^1 groups, which substituted atoms in a 1,2 or 1,3 arrangement, together form alkylene, oxaalkylene, alkylenedioxy, thioalkylenoxy or alkylenedithioxy; or
- two Q^1 groups, which substitute the same atom, together form alkylene;
- each Q^1 is independently unsubstituted or substituted with one or more substituents each independently selected from Q^2 ;

2003243328 28 Apr 2010

- 329 -

- each Q^2 is independently halo, pseudohalo, hydroxy, oxo, thia, nitro, formyl, mercapto, hydroxycarbonyl, hydroxycarbonylalkyl, alkyl, haloalkyl, polyhaloalkyl, diaminoalkyl, alkenyl containing 1 to 2 double bonds, alkynyl containing 1 to 2 triple bonds, cycloalkyl, cycloalkylalkyl, heterocyclyl, heterocyclylalkyl, aryl, heteroaryl, aralkyl, aralkenyl, aralkynyl, heteroarylalkyl, trialkylsilyl, dialkylarylsilyl, alkylidiarylsilyl, triarylsilyl, alkylidene, arylalkylidene, alkylcarbonyl, cycloalkylcarbonyl, heterocyclylcarbonyl, arylcarbonyl, heteroarylcarbonyl, alkoxycarbonyl, alkoxycarbonylalkyl, aryloxy carbonyl, aryloxy carbonylalkyl, aralkoxycarbonyl, aralkoxycarbonylalkyl, arylcarbonylalkyl, aminocarbonyl, alkylaminocarbonyl, dialkylaminocarbonyl, arylaminocarbonyl, diarylaminocarbonyl, arylalkylaminocarbonyl, heteroaryloxy, heteroaralkoxy, heterocyclioxy, cycloalkoxy, perfluoroalkoxy, alkenyloxy, alkynyloxy, aralkoxy, alkylcarbonyloxy, arylcarbonyloxy, aralkylcarbonyloxy, alkoxycarbonyloxy, aryloxy carbonyloxy, aralkoxycarbonyloxy, aminocarbonyloxy, alkylaminocarbonyloxy, dialkylaminocarbonyloxy, alkylarylaminocarbonyloxy, diarylaminocarbonyloxy, guanidino, isothioureido, amidino, alkylamidino, arylamidino, aminothiocabonyl, alkylaminothiocabonyl, arylaminothiocabonyl, amino, aminoalkyl, alkylaminoalkyl, dialkylaminoalkyl, arylaminoalkyl, diarylaminoalkyl, alkylarylaminomalkyl, alkylamino, dialkylamino, haloalkylamino, arylamino, diarylamino, alkylarylaminom, alkylcarbonylamino, alkoxycarbonylamino, aralkoxycarbonylamino, arylcarbonylamino, arylcarbonylaminoalkyl, aryloxy carbonylaminoalkyl, aryloxyarylcarbonylamino, aryloxy carbonylamino, alkylsulfonylamino, arylsulfonylamino, heteroarylsulfonylamino, heterocyclylsulfonylamino, heteroarylthio, azido, $-P(R^{37})_2$, $-P(O)(R^{37})_2$, $-OP(O)(R^{37})_2$, $-N(R^{38})C(O)R^{39}$, dialkylphosphonyl, alkylarylphosphonyl, diarylphosphonyl, hydroxyphosphonyl, alkylthio, arylthio, perfluoroalkylthio, hydroxycarbonylalkylthio, thiocyano, isothiocyano, alkylsulfinyloxy, alkylsulfonyloxy, arylsulfinyloxy, arylsulfonyloxy, hydroxysulfonyloxy, alkoxysulfonyloxy, aminosulfonyloxy, alkylaminosulfonyloxy, dialkylaminosulfonyloxy, arylaminosulfonyloxy, diarylaminosulfonyloxy, alkylarylaminosulfonyloxy, alkylsulfinyl, alkylsulfonyl, arylsulfinyl, arylsulfonyl, hydroxysulfonyl, alkoxysulfonyl, aminosulfonyl, alkylaminosulfonyl, dialkylaminosulfonyl, arylaminosulfonyl, diarylaminosulfonyl, or alkylarylaminosulfonyl; or

2003243328 28 Apr 2010

- 330 -

two Q^2 groups, which substitute atoms in a 1,2 or 1,3 arrangement, together form alkylene, oxaalkylene, alkylenedioxy, thioalkylenoxy or alkylenedithioxy; or

two Q^2 groups, which substitute the same atom, together form alkylene,

R^{37} is hydroxy, alkoxy, aralkoxy, alkyl, heteroaryl, heterocyclyl, aryl or $-NR^{40}R^{41}$;

5 R^{38} is hydrogen, alkyl, aryl, aralkyl, heteroaryl, heteroaralkyl, heterocyclyl or heterocyclylalkyl; and

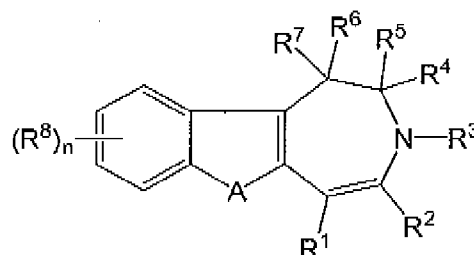
R^{39} is alkoxy, aralkoxy, alkyl, heteroaryl, heterocyclyl, aryl or $-N(R^{40})R^{41}$; and

R^{40} and R^{41} are each independently hydrogen, alkyl, aralkyl, aryl, heteroaryl, heteroaralkyl or heterocyclyl, or

10 R^{40} and R^{41} together form alkylene, azaalkylene, oxaalkylene or thiaalkylene;

in the manufacture of a medicament for the reduction in plasma cholesterol levels.

90. Use of a compound having a formula:



or a pharmaceutically acceptable derivative selected from the group consisting of
15 salts, esters, enol ethers, enol esters, acetals, ketals, orthoesters, hemiacetals, hemiketals, acids, bases, solvates and hydrates thereof, wherein:

n is 0 to 4;

A is $-N(R^9)-$, $-O-$ or $-S(O)_t-$ (where t is 0 to 2);

R^1 and R^2 are each independently selected from a group consisting of hydrogen,
20 optionally substituted alkyl, optionally substituted alkenyl, optionally substituted alkynyl, optionally substituted aryl, optionally substituted heteroaryl, optionally substituted cycloalkyl, optionally substituted heterocyclyl, optionally substituted aralkyl, optionally

2003243328 04 Jun 2010

- 331 -

substituted heteroaralkyl, $-OR^{14}$, $-SR^{14}$, $-N(R^{15})R^{16}$, $-N(R^{15})S(O)_2R^{43}$, $-N(R^{17})N(R^{15})R^{16}$, $-N(R^{17})N(R^{15})S(O)_2R^{43}$, $-C(O)R^{18}$, $-C(O)OR^{14}$, $-C(S)OR^{14}$, $-C(O)SR^{14}$, $-C(O)N(R^{15})R^{16}$, $-C(O)N(R^{15})S(O)_2R^{43}$, $-C(O)N(R^{15})N=R^{16}$, $-C(O)N(R^{17})N(R^{15})R^{16}$, and $-C(O)N(R^{17})N(R^{15})S(O)_2R^{43}$, provided that when A is O, R^2 is not $-C(O)OR^{14}$, wherein R^{14} is optionally substituted alkyl; or

R^1 and R^2 , together with the atom to which they are attached, form an optionally substituted cycloalkenyl, optionally substituted heterocyclyl, optionally substituted aryl, or optionally substituted heteroaryl ring;

R^3 is hydrogen, optionally substituted alkyl, optionally substituted alkenyl, optionally substituted alkynyl, optionally substituted cycloalkyl, optionally substituted aryl, optionally substituted aralkyl, optionally substituted heteroaryl, optionally substituted heterocyclyl, optionally substituted heteroaralkyl, $-C(O)R^{10}$, $-C(O)OR^{10}$, $-S(O)_2R^{10}$, $-C(O)N(R^{11})R^{12}$, $-C(O)N(R^{11})S(O)_2R^{43}$, $-C(O)N(R^{13})N(R^{11})R^{12}$, $-C(O)N(R^{13})N(R^{11})S(O)_2R^{43}$, $-N(R^{13})C(O)R^{10}$, $-N(R^{13})C(O)N(R^{11})R^{12}$, $-N(R^{13})C(O)N(R^{11})S(O)_2R^{43}$, $-N(R^{10})C(O)N(R^{13})N(R^{11})R^{12}$, $-N(R^{10})C(O)N(R^{13})N(R^{11})S(O)_2R^{43}$, $-N(R^{13})C(O)OR^{10}$, $-P(O)OR^{10}$, or $-P(O)(OR^{19})OR^{12}$;

R^4 , R^5 , R^6 and R^7 are each independently selected from a group consisting of hydrogen, optionally substituted alkyl, optionally substituted alkenyl, optionally substituted alkynyl, optionally substituted aryl, optionally substituted heteroaryl, optionally substituted cycloalkyl, optionally substituted heterocyclyl, optionally substituted aralkyl, optionally substituted heteroaralkyl, $-OR^{14}$, $-SR^{14}$, $-S(O)_2R^{14}$, $-N(R^{15})R^{16}$, $-N(R^{15})S(O)_2R^{43}$, $-C(O)R^{18}$, $-C(O)OR^{20}$, $-C(O)N(R^{21})R^{22}$, $-C(O)N(R^{21})S(O)_2R^{43}$, $C(O)N(R^{42})N(R^{21})R^{22}$, and $-C(O)N(R^{42})N(R^{21})S(O)_2R^{43}$; or

R^4 and R^5 , or R^4 and R^6 , or R^4 and R^7 , or R^5 and R^6 , or R^5 and R^7 , or R^6 and R^7 , together with the carbon atom to which they are attached, form an optionally substituted cycloalkyl, optionally substituted heterocyclyl, an optionally substituted cycloalkenyl ring, or together form a double bond and the others of R^4 , R^5 , R^6 and R^7 are as described above; or R^6 and R^7 together form an oxo, thioxo, optionally substituted imine, optionally substituted oxime or an optionally substituted hydrazone, or R^6 and R^7 , together with the

2003243328 28 Apr 2010

- 332 -

carbon atom to which they are attached, form an optionally substituted exocyclic double bond, and R^4 and R^5 are as described above;

R^8 is each independently selected from the group consisting of optionally substituted alkyl, optionally substituted alkenyl, optionally substituted alkynyl, optionally substituted aryl, optionally substituted heteroaryl, optionally substituted cycloalkyl, optionally substituted heterocyclyl, halo, pseudohalo, nitro, $-C(O)OR^{23}$, $-C(O)N(R^{24})R^{25}$, $-C(O)N(R^{24})S(O)_2R^{43}$, $-C(O)R^{26}$, $-OR^{27}$, $-SR^{27}$, $-C(S)OR^{23}$, $-C(O)SR^{23}$, $-N(R^{28})R^{29}$, and $-N(R^{28})S(O)_2R^{43}$, or

two adjacent R^8 groups, together with the carbons to which they are attached, form an optionally substituted aryl, optionally substituted cycloalkenyl, optionally substituted heterocyclyl or optionally substituted heteroaryl;

R^9 is hydrogen, optionally substituted alkyl, $-C(O)R^{10}$ or $-S(O)_2R^{43}$;

R^{10} , R^{11} , R^{12} , R^{13} and R^{19} are selected as in (a) or (b) as follows: (a) R^{10} , R^{11} , R^{12} , R^{13} and R^{19} each independently hydrogen, optionally substituted alkyl, optionally substituted alkenyl, optionally substituted alkynyl, optionally substituted cycloalkyl, optionally substituted aryl, optionally substituted aralkyl, optionally substituted heterocyclyl, optionally substituted heteroaryl, or optionally substituted heteroaralkyl; or (b) R^{11} and R^{12} or R^{12} and R^{19} , together with the atoms to which they are attached, form an optionally substituted heterocyclyl ring or an optionally substituted heteroaryl ring; and the others of R^{10} , R^{11} , R^{12} , R^{13} and R^{19} are selected as in (a), above;

R^{14} , R^{15} , R^{16} , R^{17} and R^{18} are selected as in (a) or (b) as follows: (a) R^{14} , R^{15} , R^{16} , R^{17} and R^{18} are each independently hydrogen, optionally substituted alkyl, optionally substituted alkenyl, optionally substituted alkynyl, optionally substituted cycloalkyl, optionally substituted aryl, optionally substituted aralkyl, optionally substituted heterocyclyl, optionally substituted heteroaryl, or optionally substituted heteroaralkyl; or (b) R^{15} and R^{16} , together with the nitrogen atom to which they are attached, form an optionally substituted heterocyclyl ring, or an optionally substituted heteroaryl ring, and the others of R^{14} , R^{15} , R^{16} , R^{17} and R^{18} are selected as in (a) above,

2003243328 28 Apr 2010

- 333 -

R^{20} , R^{21} , R^{22} and R^{42} are selected as in (a) or (b) as follows: (a) R^{20} , R^{21} , R^{22} and R^{42} are each independently hydrogen, optionally substituted alkyl, optionally substituted alkenyl, optionally substituted alkynyl, optionally substituted cycloalkyl, optionally substituted aryl, optionally substituted aralkyl, optionally substituted heterocyclyl,

5 optionally substituted heteroaryl, or optionally substituted heteroaralkyl; or (b) R^{21} and R^{22} , together with the nitrogen atom to which they are attached, form an optionally substituted heterocyclyl ring, or an optionally substituted heteroaryl ring, and the others of R^{20} , R^{21} , R^{22} and R^{42} are selected as in (a), above;

R^{23} , R^{24} , R^{25} and R^{26} are selected as in (a) or (b) as follows: (a) R^{23} , R^{24} , R^{25} and R^{26} are each independently hydrogen, optionally substituted alkyl, optionally substituted alkenyl, optionally substituted alkynyl, optionally substituted cycloalkyl, optionally substituted aryl, optionally substituted aralkyl, optionally substituted heterocyclyl, optionally substituted heteroaryl, or optionally substituted heteroaralkyl; or (b) R^{24} and R^{25} , together with the nitrogen atom to which they are attached, form an optionally substituted heterocyclyl or an optionally substituted heteroaryl ring, and the others of R^{23} , R^{24} , R^{25} and R^{26} are selected as in (a) above;

R^{27} , R^{28} and R^{29} are selected as in (a) or (b) as follows: (a) R^{27} , R^{28} and R^{29} are each independently hydrogen, optionally substituted alkyl, optionally substituted alkenyl, optionally substituted alkynyl, optionally substituted aryl, optionally substituted aralkyl, optionally substituted heteroaryl, optionally substituted heteroaralkyl, $-C(O)R^{30}$, $-C(O)OR^{31}$, $-C(O)N(R^{32})R^{33}$, $-C(O)N(R^{32})S(O)_2R^{43}$, $-C(O)SR^{31}$, $-C(S)OR^{31}$, or $-C(S)N(R^{32})R^{33}$; or (b) R^{28} and R^{29} together with the nitrogen atom to which they are attached, form an optionally substituted heterocyclyl or an optionally substituted heteroaryl ring, and the others of R^{27} , R^{28} and R^{29} are selected as in (a) above;

25 R^{30} is hydrogen, optionally substituted alkyl, optionally substituted alkenyl, optionally substituted alkynyl, optionally substituted cycloalkyl, optionally substituted aryl, optionally substituted aralkyl, optionally substituted heterocyclyl, optionally substituted heteroaryl, or optionally substituted heteroaralkyl;

R^{31} is optionally substituted alkyl, optionally substituted alkenyl, optionally substituted alkynyl, optionally substituted cycloalkyl, optionally substituted aryl,

2003243328 28 Apr 2010

- 334 -

optionally substituted aralkyl, optionally substituted heterocyclyl, optionally substituted heteroaryl, or optionally substituted heteroaralkyl;

R^{32} and R^{33} are selected as in (a) or (b) as follows: (a) R^{32} and R^{33} are each independently hydrogen, optionally substituted alkyl, optionally substituted alkenyl, optionally substituted alkynyl, optionally substituted cycloalkyl, optionally substituted aryl, optionally substituted aralkyl, optionally substituted heterocyclyl, optionally substituted heteroaryl, or optionally substituted heteroaralkyl; or (b) R^{32} and R^{33} , together with the nitrogen atom to which they are attached, form an optionally substituted heterocyclyl or an optionally substituted heteroaryl ring;

R^{43} is optionally substituted alkyl, optionally substituted alkenyl, optionally substituted alkynyl, optionally substituted cycloalkyl, optionally substituted aryl, optionally substituted aralkyl, optionally substituted heterocyclyl, optionally substituted heteroaryl, or optionally substituted heteroaralkyl;

each of R^1 - R^{33} , R^{42} and R^{43} , when substituted, are substituted with one or more substituents, each independently selected from Q^1 ;

Q^1 is halo, pseudohalo, hydroxy, oxo, thia, nitro, formyl, mercapto, hydroxycarbonyl, hydroxycarbonylalkyl, alkyl, haloalkyl, polyhaloalkyl, diaminoalkyl, alkenyl containing 1 to 2 double bonds, alkynyl containing 1 to 2 triple bonds, cycloalkyl, cycloalkylalkyl, heterocyclyl, heterocyclylalkyl, aryl, heteroaryl, aralkyl, aralkenyl, aralkynyl, heteroarylalkyl, trialkylsilyl, dialkylarylsilyl, alkyl diarylsilyl, triarylsilyl, alkylidene, arylalkylidene, alkylcarbonyl, cycloalkylcarbonyl, heterocyclylcarbonyl, arylcarbonyl, heteroarylcarbonyl, alkoxycarbonyl, alkoxycarbonylalkyl, aryloxycarbonyl, aryloxycarbonylalkyl, aralkoxycarbonyl, aralkoxycarbonylalkyl, arylcarbonylalkyl, aminocarbonyl, alkylaminocarbonyl, dialkylaminocarbonyl, arylaminocarbonyl, diarylaminocarbonyl, arylalkylaminocarbonyl, alkoxy, aryloxy, heteroaryloxy, heteroaralkoxy, heterocyclyloxy, cycloalkoxy, perfluoroalkoxy, alkenyloxy, alkynyloxy, aralkoxy, alkylcarbonyloxy, arylcarbonyloxy, aralkylcarbonyloxy, alkoxycarbonyloxy, aryloxycarbonyloxy, aralkoxycarbonyloxy, aminocarbonyloxy, alkylaminocarbonyloxy, dialkylaminocarbonyloxy, alkylarylaminocarbonyloxy, diarylaminocarbonyloxy, cycloalkylcarbonyloxy, heterocyclylcarbonyloxy, heteroarylcarbonyloxy,

2003243328 28 Apr 2010

- 335 -

heteroaralkylcarbonyloxy, guanidino, isothioureido, amidino, alkylamidino, cycloalkylamidino, heterocyclylamidino, heterocyclylalkylamidino, arylamidino, aralkylamidino, heteroarylamidino, heteroaralkylamidino, aminothiocarbonyl, alkylaminothiocarbonyl, arylaminothiocarbonyl, amino, aminoalkyl, alkylaminoalkyl, 5 dialkylaminoalkyl, arylaminoalkyl, diarylaminoalkyl, alkylarylaminomethyl, alkylamino, dialkylamino, haloalkylamino, cycloalkylamino, heterocyclylamino, heterocyclylalkylamino, arylamino, heteroarylamino, aralkylamino, heteroaralkylamino, diarylamino, alkylarylamino, alkylcarbonylamino, alkoxycarbonylamino, aralkoxycarbonylamino, arylcarbonylamino, arylcarbonylaminoalkyl, 10 aryloxycarbonylaminoalkyl, aryloxyarylcarbonylamino, aryloxycarbonylamino, alkylsulfonylamino, arylsulfonylamino, heteroarylsulfonylamino, heterocyclylsulfonylamino, heteroarylthio, azido, $-P(R^{37})_2$, $-P(O)(R^{37})_2$, $-OP(O)(R^{37})_2$, $-N(R^{38})C(O)R^{39}$, dialkylphosphonyl, alkylarylphosphonyl, diarylphosphonyl, hydroxyphosphonyl, alkylthio, cycloalkylthio, heterocyclylalkylthio, arylthio, aralkylthio, 15 heteroaralkylthio, perfluoroalkylthio, hydroxycarbonylalkylthio, thiocyno, isothiocyano, alkylsulfonyloxy, alkylsulfonyloxy, arylsulfonyloxy, arylsulfonyloxy, hydroxysulfonyloxy, alkoxysulfonyloxy, aminosulfonyloxy, alkylaminosulfonyloxy, dialkylaminosulfonyloxy, arylaminosulfonyloxy, diarylaminoalkyl, alkylarylaminosulfonyloxy, $-SO_2F$ when Q^1 is on R^{10} or when Q^1 is on the aryl group of R^3 when R^3 is $-C(O)(aryl)$, alkylsulfinyl, 20 alkylsulfonyl, arylsulfinyl, arylsulfonyl, hydroxysulfonyl, alkoxysulfonyl, aminosulfonyl, alkylaminosulfonyl, dialkylaminosulfonyl, arylaminosulfonyl, diarylaminoalkyl, or alkylarylaminosulfonyl; or

two Q^1 groups, which substituted atoms in a 1,2 or 1,3 arrangement, together form alkylene, oxaalkylene, alkylenedioxy, thioalkylenoxy or alkylenedithioxy; or

25 two Q^1 groups, which substitute the same atom, together form alkylene;

each Q^1 is independently unsubstituted or substituted with one or more substituents each independently selected from Q^2 ;

each Q^2 is independently halo, pseudohalo, hydroxy, oxo, thia, nitro, formyl, mercapto, hydroxycarbonyl, hydroxycarbonylalkyl, alkyl, haloalkyl, polyhaloalkyl, 30 diaminoalkyl, alkenyl containing 1 to 2 double bonds, alkynyl containing 1 to 2 triple

2003243328 28 Apr 2010

- 336 -

- bonds, cycloalkyl, cycloalkylalkyl, heterocyclyl, heterocyclylalkyl, aryl, heteroaryl, aralkyl, aralkenyl, aralkynyl, heteroarylalkyl, trialkylsilyl, dialkylarylsilyl, alkyl diarylsilyl, triarylsilyl, alkylidene, arylalkylidene, alkylcarbonyl, cycloalkylcarbonyl, heterocyclylcarbonyl, arylcarbonyl, heteroarylcarbonyl, alkoxycarbonyl,
- 5 alkoxycarbonylalkyl, aryloxycarbonyl, aryloxycarbonylalkyl, aralkoxycarbonyl, aralkoxycarbonylalkyl, arylcarbonylalkyl, aminocarbonyl, alkylaminocarbonyl, dialkylaminocarbonyl, arylaminocarbonyl, diarylaminocarbonyl, arylalkylaminocarbonyl, heteroaryloxy, heteroaralkoxy, heterocyclioxy, cycloalkoxy, perfluoroalkoxy, alkenyloxy, alkynyloxy, aralkoxy, alkylcarbonyloxy, arylcarbonyloxy, aralkylcarbonyloxy,
- 10 alkoxycarbonyloxy, aryloxycarbonyloxy, aralkoxycarbonyloxy, aminocarbonyloxy, alkylaminocarbonyloxy, dialkylaminocarbonyloxy, alkylarylaminocarbonyloxy, diarylaminocarbonyloxy, guanidino, isothioureido, amidino, alkylamidino, arylamidino, aminothiocarbonyl, alkylaminothiocarbonyl, arylaminothiocarbonyl, amino, aminoalkyl, alkylaminoalkyl, dialkylaminoalkyl, arylaminoalkyl, diarylaminoalkyl,
- 15 alkylarylaminalkyl, alkylamino, dialkylamino, haloalkylamino, arylamino, diarylamino, alkylarylamino, alkylcarbonylamino, alkoxycarbonylamino, aralkoxycarbonylamino, arylcarbonylamino, arylcarbonylaminoalkyl, aryloxycarbonylaminoalkyl, aryloxyarylcarbonylamino, aryloxycarbonylamino, alkylsulfonylamino, arylsulfonylamino, heteroarylsulfonylamino, heterocyclylsulfonylamino, heteroarylthio, azido, $-P(R^{37})_2$,
- 20 $-P(O)(R^{37})_2$, $-OP(O)(R^{37})_2$, $-N(R^{38})C(O)R^{39}$, dialkylphosphonyl, alkylarylphosphonyl, diarylphosphonyl, hydroxyphosphonyl, alkylthio, arylthio, perfluoroalkylthio, hydroxycarbonylalkylthio, thiocyno, isothiocyano, alkylsulfinyloxy, alkylsulfonyloxy, arylsulfinyloxy, arylsulfonyloxy, hydroxysulfonyloxy, alkoxysulfonyloxy, aminosulfonyloxy, alkylaminosulfonyloxy, dialkylaminosulfonyloxy,
- 25 arylaminosulfonyloxy, diarylaminosulfonyloxy, alkylarylaminosulfonyloxy, alkylsulfinyl, alkylsulfonyl, arylsulfinyl, arylsulfonyl, hydroxysulfonyl, alkoxysulfonyl, aminosulfonyl, alkylaminosulfonyl, dialkylaminosulfonyl, arylaminosulfonyl, diarylaminosulfonyl, or alkylarylaminosulfonyl; or

- two Q^2 groups, which substitute atoms in a 1,2 or 1,3 arrangement, together form
- 30 alkylene, oxaalkylene, alkylenedioxy, thioalkylenoxy or alkylenedithioxy; or

- 337 -

two Q^2 groups, which substitute the same atom, together form alkylene,

R^{37} is hydroxy, alkoxy, aralkoxy, alkyl, heteroaryl, heterocyclyl, aryl or $-NR^{40}R^{41}$;

R^{38} is hydrogen, alkyl, aryl, aralkyl, heteroaryl, heteroaralkyl, heterocyclyl or heterocyclalkyl; and

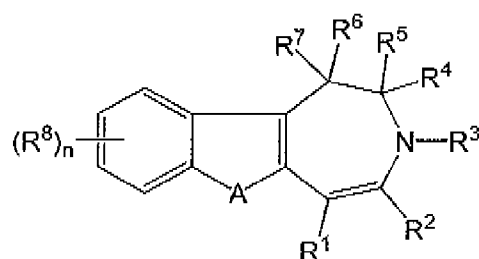
5 R^{39} is alkoxy, aralkoxy, alkyl, heteroaryl, heterocyclyl, aryl or $-N(R^{40})R^{41}$; and

R^{40} and R^{41} are each independently hydrogen, alkyl, aralkyl, aryl, heteroaryl, heteroaralkyl or heterocyclyl, or

R^{40} and R^{41} together form alkylene, azaalkylene, oxaalkylene or thiaalkylene;

in the manufacture of a medicament for the reduction in plasma triglyceride levels.

10 91. Use of a compound having a formula:



or a pharmaceutically acceptable derivative selected from the group consisting of salts, esters, enol ethers, enol esters, acetals, ketals, orthoesters, hemiacetals, hemiketals, acids, bases, solvates, and hydrates thereof, wherein:

15 n is 0 to 4;

A is $-N(R^9)-$, $-O-$ or $-S(O)_t-$ (where t is 0 to 2);

R^1 and R^2 are each independently selected from a group consisting of hydrogen, optionally substituted alkyl, optionally substituted alkenyl, optionally substituted alkynyl, optionally substituted aryl, optionally substituted heteroaryl, optionally substituted
20 cycloalkyl, optionally substituted heterocyclyl, optionally substituted aralkyl, optionally substituted heteroaralkyl, $-OR^{14}$, $-SR^{14}$, $-N(R^{15})R^{16}$, $-N(R^{15})S(O)_2R^{43}$, $-N(R^{17})N(R^{15})R^{16}$, $-N(R^{17})N(R^{15})S(O)_2R^{43}$, $-C(O)R^{18}$, $-C(O)OR^{14}$, $-C(S)OR^{14}$, $-C(O)SR^{14}$, $-C(O)N(R^{15})R^{16}$,

2003243328 04 Jun 2010

- 338 -

$-\text{C}(\text{O})\text{N}(\text{R}^{15})\text{S}(\text{O})_2\text{R}^{43}$, $-\text{C}(\text{O})\text{N}(\text{R}^{15})\text{N}=\text{R}^{16}$, $-\text{C}(\text{O})\text{N}(\text{R}^{17})\text{N}(\text{R}^{15})\text{R}^{16}$, and $-\text{C}(\text{O})\text{N}(\text{R}^{17})\text{N}(\text{R}^{15})\text{S}(\text{O})_2\text{R}^{43}$, provided that when A is O, R^2 is not $-\text{C}(\text{O})\text{OR}^{14}$, wherein R^{14} is optionally substituted alkyl; or

R^1 and R^2 , together with the atom to which they are attached, form an optionally substituted cycloalkenyl, optionally substituted heterocyclyl, optionally substituted aryl, or optionally substituted heteroaryl ring;

R^3 is hydrogen, optionally substituted alkyl, optionally substituted alkenyl, optionally substituted alkynyl, optionally substituted cycloalkyl, optionally substituted aryl, optionally substituted aralkyl, optionally substituted heteroaryl, optionally substituted heterocyclyl, optionally substituted heteroaralkyl, $-\text{C}(\text{O})\text{R}^{10}$, $-\text{C}(\text{O})\text{OR}^{10}$, $-\text{S}(\text{O})_2\text{R}^{10}$, $-\text{C}(\text{O})\text{N}(\text{R}^{11})\text{R}^{12}$, $-\text{C}(\text{O})\text{N}(\text{R}^{11})\text{S}(\text{O})_2\text{R}^{43}$, $-\text{C}(\text{O})\text{N}(\text{R}^{13})\text{N}(\text{R}^{11})\text{R}^{12}$, $-\text{C}(\text{O})\text{N}(\text{R}^{13})\text{N}(\text{R}^{11})\text{S}(\text{O})_2\text{R}^{43}$, $-\text{N}(\text{R}^{13})\text{C}(\text{O})\text{R}^{10}$, $-\text{N}(\text{R}^{13})\text{C}(\text{O})\text{N}(\text{R}^{11})\text{R}^{12}$, $-\text{N}(\text{R}^{13})\text{C}(\text{O})\text{N}(\text{R}^{11})\text{S}(\text{O})_2\text{R}^{43}$, $-\text{N}(\text{R}^{10})\text{C}(\text{O})\text{N}(\text{R}^{13})\text{N}(\text{R}^{11})\text{R}^{12}$, $-\text{N}(\text{R}^{10})\text{C}(\text{O})\text{N}(\text{R}^{13})\text{N}(\text{R}^{11})\text{S}(\text{O})_2\text{R}^{43}$, $-\text{N}(\text{R}^{13})\text{C}(\text{O})\text{OR}^{10}$, $-\text{P}(\text{O})\text{OR}^{10}$, or $-\text{P}(\text{O})(\text{OR}^{19})\text{OR}^{12}$;

R^4 , R^5 , R^6 and R^7 are each independently selected from a group consisting of hydrogen, optionally substituted alkyl, optionally substituted alkenyl, optionally substituted alkynyl, optionally substituted aryl, optionally substituted heteroaryl, optionally substituted cycloalkyl, optionally substituted heterocyclyl, optionally substituted aralkyl, optionally substituted heteroaralkyl, $-\text{OR}^{14}$, $-\text{SR}^{14}$, $-\text{S}(\text{O})_2\text{R}^{14}$, $-\text{N}(\text{R}^{15})\text{R}^{16}$, $-\text{N}(\text{R}^{15})\text{S}(\text{O})_2\text{R}^{43}$, $-\text{C}(\text{O})\text{R}^{18}$, $-\text{C}(\text{O})\text{OR}^{20}$, $-\text{C}(\text{O})\text{N}(\text{R}^{21})\text{R}^{22}$, $-\text{C}(\text{O})\text{N}(\text{R}^{21})\text{S}(\text{O})_2\text{R}^{43}$, $\text{C}(\text{O})\text{N}(\text{R}^{42})\text{N}(\text{R}^{21})\text{R}^{22}$, and $-\text{C}(\text{O})\text{N}(\text{R}^{42})\text{N}(\text{R}^{21})\text{S}(\text{O})_2\text{R}^{43}$; or

R^4 and R^5 , or R^4 and R^6 , or R^4 and R^7 , or R^5 and R^6 , or R^5 and R^7 , or R^6 and R^7 , together with the carbon atom to which they are attached, form an optionally substituted cycloalkyl, optionally substituted heterocyclyl, an optionally substituted cycloalkenyl ring, or together form a double bond and the others of R^4 , R^5 , R^6 and R^7 are as described above; or R^6 and R^7 together form an oxo, thioxo, optionally substituted imine, optionally substituted oxime or an optionally substituted hydrazone, or R^6 and R^7 , together with the carbon atom to which they are attached, form an optionally substituted exocyclic double bond, and R^4 and R^5 are as described above;

2003243328 28 Apr 2010

- 339 -

R^8 is each independently selected from the group consisting of optionally substituted alkyl, optionally substituted alkenyl, optionally substituted alkynyl, optionally substituted aryl, optionally substituted heteroaryl, optionally substituted cycloalkyl, optionally substituted heterocyclyl, halo, pseudohalo, nitro, $-C(O)OR^{23}$, $-C(O)N(R^{24})R^{25}$,
 5 $-C(O)N(R^{24})S(O)_2R^{43}$, $-C(O)R^{26}$, $-OR^{27}$, $-SR^{27}$, $-C(S)OR^{23}$, $-C(O)SR^{23}$, $-N(R^{28})R^{29}$, and $-N(R^{28})S(O)_2R^{43}$, or

two adjacent R^8 groups, together with the carbons to which they are attached, form an optionally substituted aryl, optionally substituted cycloalkenyl, optionally substituted heterocyclyl or optionally substituted heteroaryl;

10 R^9 is hydrogen, optionally substituted alkyl, $-C(O)R^{10}$ or $-S(O)_2R^{43}$;

R^{10} , R^{11} , R^{12} , R^{13} and R^{19} are selected as in (a) or (b) as follows: (a) R^{10} , R^{11} , R^{12} , R^{13} and R^{19} each independently hydrogen, optionally substituted alkyl, optionally substituted alkenyl, optionally substituted alkynyl, optionally substituted cycloalkyl, optionally substituted aryl, optionally substituted aralkyl, optionally substituted
 15 heterocyclyl, optionally substituted heteroaryl, or optionally substituted heteroaralkyl; or (b) R^{11} and R^{12} or R^{12} and R^{19} , together with the atoms to which they are attached, form an optionally substituted heterocyclyl ring or an optionally substituted heteroaryl ring; and the others of R^{10} , R^{11} , R^{12} , R^{13} and R^{19} are selected as in (a), above;

R^{14} , R^{15} , R^{16} , R^{17} and R^{18} are selected as in (a) or (b) as follows: (a) R^{14} , R^{15} , R^{16} , R^{17} and R^{18} are each independently hydrogen, optionally substituted alkyl, optionally substituted alkenyl, optionally substituted alkynyl, optionally substituted cycloalkyl, optionally substituted aryl, optionally substituted aralkyl, optionally substituted
 20 heterocyclyl, optionally substituted heteroaryl, or optionally substituted heteroaralkyl; or (b) R^{15} and R^{16} , together with the nitrogen atom to which they are attached, form an optionally substituted heterocyclyl ring, or an optionally substituted heteroaryl ring, and the others of R^{14} , R^{15} , R^{16} , R^{17} and R^{18} are selected as in (a) above,

R^{20} , R^{21} , R^{22} and R^{42} are selected as in (a) or (b) as follows: (a) R^{20} , R^{21} , R^{22} and R^{42} are each independently hydrogen, optionally substituted alkyl, optionally substituted alkenyl, optionally substituted alkynyl, optionally substituted cycloalkyl, optionally

2003243328 28 Apr 2010

- 340 -

substituted aryl, optionally substituted aralkyl, optionally substituted heterocyclyl, optionally substituted heteroaryl, or optionally substituted heteroaralkyl; or (b) R^{21} and R^{22} , together with the nitrogen atom to which they are attached, form an optionally substituted heterocyclyl ring, or an optionally substituted heteroaryl ring, and the others of R^{20} , R^{21} , R^{22} and R^{42} are selected as in (a), above;

R^{23} , R^{24} , R^{25} and R^{26} are selected as in (a) or (b) as follows: (a) R^{23} , R^{24} , R^{25} and R^{26} are each independently hydrogen, optionally substituted alkyl, optionally substituted alkenyl, optionally substituted alkynyl, optionally substituted cycloalkyl, optionally substituted aryl, optionally substituted aralkyl, optionally substituted heterocyclyl, optionally substituted heteroaryl, or optionally substituted heteroaralkyl; or (b) R^{24} and R^{25} , together with the nitrogen atom to which they are attached, form an optionally substituted heterocyclyl or an optionally substituted heteroaryl ring, and the others of R^{23} , R^{24} , R^{25} and R^{26} are selected as in (a) above;

R^{27} , R^{28} and R^{29} are selected as in (a) or (b) as follows: (a) R^{27} , R^{28} and R^{29} are each independently hydrogen, optionally substituted alkyl, optionally substituted alkenyl, optionally substituted alkynyl, optionally substituted aryl, optionally substituted aralkyl, optionally substituted heteroaryl, optionally substituted heteroaralkyl, $-C(O)R^{30}$, $-C(O)OR^{31}$, $-C(O)N(R^{32})R^{33}$, $-C(O)N(R^{32})S(O)_2R^{43}$, $-C(O)SR^{31}$, $-C(S)OR^{31}$, or $-C(S)N(R^{32})R^{33}$; or (b) R^{28} and R^{29} together with the nitrogen atom to which they are attached, form an optionally substituted heterocyclyl or an optionally substituted heteroaryl ring, and the others of R^{27} , R^{28} and R^{29} are selected as in (a) above;

R^{30} is hydrogen, optionally substituted alkyl, optionally substituted alkenyl, optionally substituted alkynyl, optionally substituted cycloalkyl, optionally substituted aryl, optionally substituted aralkyl, optionally substituted heterocyclyl, optionally substituted heteroaryl, or optionally substituted heteroaralkyl;

R^{31} is optionally substituted alkyl, optionally substituted alkenyl, optionally substituted alkynyl, optionally substituted cycloalkyl, optionally substituted aryl, optionally substituted aralkyl, optionally substituted heterocyclyl, optionally substituted heteroaryl, or optionally substituted heteroaralkyl;

2003243328 28 Apr 2010

- 341 -

R^{32} and R^{33} are selected as in (a) or (b) as follows: (a) R^{32} and R^{33} are each independently hydrogen, optionally substituted alkyl, optionally substituted alkenyl, optionally substituted alkynyl, optionally substituted cycloalkyl, optionally substituted aryl, optionally substituted aralkyl, optionally substituted heterocyclyl, optionally substituted heteroaryl, or optionally substituted heteroaralkyl; or (b) R^{32} and R^{33} , together with the nitrogen atom to which they are attached, form an optionally substituted heterocyclyl or an optionally substituted heteroaryl ring;

R^{43} is optionally substituted alkyl, optionally substituted alkenyl, optionally substituted alkynyl, optionally substituted cycloalkyl, optionally substituted aryl, optionally substituted aralkyl, optionally substituted heterocyclyl, optionally substituted heteroaryl, or optionally substituted heteroaralkyl;

each of R^1 - R^{33} , R^{42} and R^{43} , when substituted, are substituted with one or more substituents, each independently selected from Q^1 ;

Q^1 is halo, pseudohalo, hydroxy, oxo, thia, nitro, formyl, mercapto, hydroxycarbonyl, hydroxycarbonylalkyl, alkyl, haloalkyl, polyhaloalkyl, diaminoalkyl, alkenyl containing 1 to 2 double bonds, alkynyl containing 1 to 2 triple bonds, cycloalkyl, cycloalkylalkyl, heterocyclyl, heterocyclylalkyl, aryl, heteroaryl, aralkyl, aralkenyl, aralkynyl, heteroarylalkyl, trialkylsilyl, dialkylarylsilyl, alkyl diarylsilyl, triarylsilyl, alkylidene, arylalkylidene, alkylcarbonyl, cycloalkylcarbonyl, heterocyclylcarbonyl, arylcarbonyl, heteroarylcarbonyl, alkoxycarbonyl, alkoxycarbonylalkyl, aryloxy carbonyl, aryloxy carbonylalkyl, aralkoxycarbonyl, aralkoxycarbonylalkyl, arylcarbonylalkyl, aminocarbonyl, alkylaminocarbonyl, dialkylaminocarbonyl, arylaminocarbonyl, diarylaminocarbonyl, arylalkylaminocarbonyl, alkoxy, aryloxy, heteroaryloxy, heteroaralkoxy, heterocyclyloxy, cycloalkoxy, perfluoroalkoxy, alkenyloxy, alkynyloxy, aralkoxy, alkylcarbonyloxy, arylcarbonyloxy, aralkylcarbonyloxy, alkoxycarbonyloxy, aryloxy carbonyloxy, aralkoxycarbonyloxy, aminocarbonyloxy, alkylaminocarbonyloxy, dialkylaminocarbonyloxy, alkylarylaminocarbonyloxy, diarylaminocarbonyloxy, cycloalkylcarbonyloxy, heterocyclylcarbonyloxy, heteroarylcarbonyloxy, heteroaralkylcarbonyloxy, guanidino, isothioureido, amidino, alkylamidino, cycloalkylamidino, heterocyclylamidino, heterocyclylalkylamidino, arylamidino,

2003243328 28 Apr 2010

- 342 -

- aralkylamidino, heteroarylamidino, heteroaralkylamidino, aminothiocarbonyl, alkylaminothiocarbonyl, arylaminothiocarbonyl, amino, aminoalkyl, alkylaminoalkyl, dialkylaminoalkyl, arylaminoalkyl, diarylaminoalkyl, alkylarylaminominoalkyl, alkylamino, dialkylamino, haloalkylamino, cycloalkylamino, heterocyclylamino,
- 5 heterocyclylalkylamino, arylamino, heteroarylamino, aralkylamino, heteroaralkylamino, diarylamino, alkylarylaminomino, alkylcarbonylamino, alkoxycarbonylamino, aralkoxycarbonylamino, arylcarbonylamino, arylcarbonylaminoalkyl, aryloxycarbonylaminoalkyl, aryloxyarylcarbonylamino, aryloxycarbonylamino, alkylsulfonylamino, arylsulfonylamino, heteroarylsulfonylamino,
- 10 heterocyclylsulfonylamino, heteroarylthio, azido, $-P(R^{37})_2$, $-P(O)(R^{37})_2$, $-OP(O)(R^{37})_2$, $-N(R^{38})C(O)R^{39}$, dialkylphosphonyl, alkylarylphosphonyl, diarylphosphonyl, hydroxyphosphonyl, alkylthio, cycloalkylthio, heterocyclylalkylthio, arylthio, aralkylthio, heteroaralkylthio, perfluoroalkylthio, hydroxycarbonylalkylthio, thiocyno, isothiocyno, alkylsulfinyloxy, alkylsulfonyloxy, arylsulfinyloxy, arylsulfonyloxy, hydroxysulfonyloxy,
- 15 alkoxysulfonyloxy, aminosulfonyloxy, alkylaminosulfonyloxy, dialkylaminosulfonyloxy, arylaminosulfonyloxy, diarylaminoalkylsulfonyloxy, alkylarylaminosulfonyloxy, $-SO_2F$ when Q^1 is on R^{10} or when Q^1 is on the aryl group of R^3 when R^3 is $-C(O)(aryl)$, alkylsulfinyl, alkylsulfonyl, arylsulfinyl, arylsulfonyl, hydroxysulfonyl, alkoxysulfonyl, aminosulfonyl, alkylaminosulfonyl, dialkylaminosulfonyl, arylaminosulfonyl, diarylaminoalkylsulfonyl, or
- 20 alkylarylaminosulfonyl; or

two Q^1 groups, which substituted atoms in a 1,2 or 1,3 arrangement, together form alkylene, oxaalkylene, alkylenedioxy, thioalkylenoxy or alkylenedithioxy; or

two Q^1 groups, which substitute the same atom, together form alkylene;

each Q^1 is independently unsubstituted or substituted with one or more substituents

- 25 each independently selected from Q^2 ;

- each Q^2 is independently halo, pseudohalo, hydroxy, oxo, thia, nitro, formyl, mercapto, hydroxycarbonyl, hydroxycarbonylalkyl, alkyl, haloalkyl, polyhaloalkyl, diaminoalkyl, alkenyl containing 1 to 2 double bonds, alkynyl containing 1 to 2 triple bonds, cycloalkyl, cycloalkylalkyl, heterocyclyl, heterocyclylalkyl, aryl, heteroaryl,
- 30 aralkyl, aralkenyl, aralkynyl, heteroarylalkyl, trialkylsilyl, dialkylarylsilyl, alkylarylsilyl,

2003243328 28 Apr 2010

- 343 -

- triarylsilyl, alkylidene, arylalkylidene, alkylcarbonyl, cycloalkylcarbonyl, heterocyclylcarbonyl, arylcarbonyl, heteroarylcarbonyl, alkoxycarbonyl, alkoxycarbonylalkyl, aryloxy carbonyl, aryloxy carbonylalkyl, aralkoxycarbonyl, aralkoxycarbonylalkyl, arylcarbonylalkyl, aminocarbonyl, alkylaminocarbonyl, 5 dialkylaminocarbonyl, arylaminocarbonyl, diarylaminocarbonyl, arylalkylaminocarbonyl, heteroaryloxy, heteroaralkoxy, heterocyclyloxy, cycloalkoxy, perfluoroalkoxy, alkenyloxy, alkynyloxy, aralkoxy, alkylcarbonyloxy, arylcarbonyloxy, aralkylcarbonyloxy, alkoxycarbonyloxy, aryloxy carbonyloxy, aralkoxycarbonyloxy, aminocarbonyloxy, alkylaminocarbonyloxy, dialkylaminocarbonyloxy, alkylarylaminocarbonyloxy, 10 diarylaminocarbonyloxy, guanidino, isothioureido, amidino, alkylamidino, arylamidino, aminothiocabonyl, alkylaminothiocabonyl, arylaminothiocabonyl, amino, aminoalkyl, alkylaminoalkyl, dialkylaminoalkyl, arylaminoalkyl, diarylaminoalkyl, alkylarylaminomalkyl, alkylamino, dialkylamino, haloalkylamino, arylamino, diarylamino, alkylarylaminom, alkylcarbonylamino, alkoxycarbonylamino, aralkoxycarbonylamino, 15 arylcarbonylamino, arylcarbonylaminoalkyl, aryloxy carbonylaminoalkyl, aryloxyarylcarbonylamino, aryloxy carbonylamino, alkylsulfonylamino, arylsulfonylamino, heteroarylsulfonylamino, heterocyclylsulfonylamino, heteroarylthio, azido, $-P(R^{37})_2$, $-P(O)(R^{37})_2$, $-OP(O)(R^{37})_2$, $-N(R^{38})C(O)R^{39}$, dialkylphosphonyl, alkylarylphosphonyl, diarylphosphonyl, hydroxyphosphonyl, alkylthio, arylthio, perfluoroalkylthio, 20 hydroxycarbonylalkylthio, thiocyno, isothiocyano, alkylsulfinyloxy, alkylsulfonyloxy, arylsulfinyloxy, arylsulfonyloxy, hydroxysulfonyloxy, alkoxysulfonyloxy, aminosulfonyloxy, alkylaminosulfonyloxy, dialkylaminosulfonyloxy, arylaminosulfonyloxy, diarylaminosulfonyloxy, alkylarylaminosulfonyloxy, alkylsulfinyl, alkylsulfonyl, arylsulfinyl, arylsulfonyl, hydroxysulfonyl, alkoxysulfonyl, aminosulfonyl, 25 alkylaminosulfonyl, dialkylaminosulfonyl, arylaminosulfonyl, diarylaminosulfonyl, or alkylarylaminosulfonyl; or

two Q^2 groups, which substitute atoms in a 1,2 or 1,3 arrangement, together form alkylene, oxaalkylene, alkylenedioxy, thioalkylenoxy or alkylenedithioxy; or

two Q^2 groups, which substitute the same atom, together form alkylene,

- 30 R^{37} is hydroxy, alkoxy, aralkoxy, alkyl, heteroaryl, heterocyclyl, aryl or $-NR^{40}R^{41}$;

28 Apr 2010
2003243328

- 344 -

R^{38} is hydrogen, alkyl, aryl, aralkyl, heteroaryl, heteroaralkyl, heterocyclyl or heterocyclalkyl; and

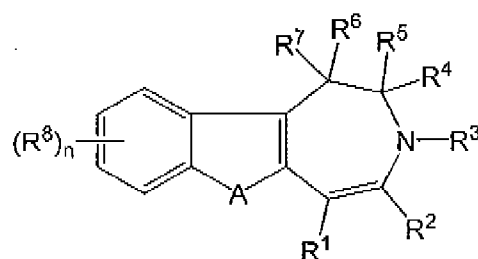
R^{39} is alkoxy, aralkoxy, alkyl, heteroaryl, heterocyclyl, aryl or $-N(R^{40})R^{41}$; and

R^{40} and R^{41} are each independently hydrogen, alkyl, aralkyl, aryl, heteroaryl,
5 heteroaralkyl or heterocyclyl, or

R^{40} and R^{41} together form alkylene, azaalkylene, oxaalkylene or thiaalkylene

in the manufacture of a medicament for the treatment or amelioration of one or more symptoms of a disease or disorder which is affected by abnormal cholesterol, triglyceride, or bile acid levels.

10 92. Use of a compound having a formula:



or a pharmaceutically acceptable derivative selected from the group consisting of salts, esters, enol ethers, enol esters, acetals, ketals, orthoesters, hemiacetals, hemiketals, acids, bases, solvates, and hydrates thereof, wherein:

15 n is 0 to 4;

A is $-N(R^9)_t$, $-O-$ or $-S(O)_t-$ (where t is 0 to 2);

R^1 and R^2 are each independently selected from a group consisting of hydrogen, optionally substituted alkyl, optionally substituted alkenyl, optionally substituted alkynyl, optionally substituted aryl, optionally substituted heteroaryl, optionally substituted
20 cycloalkyl, optionally substituted heterocyclyl, optionally substituted aralkyl, optionally substituted heteroaralkyl, $-OR^{14}$, $-SR^{14}$, $-N(R^{15})R^{16}$, $-N(R^{15})S(O)_2R^{43}$, $-N(R^{17})N(R^{15})R^{16}$, $-N(R^{17})N(R^{15})S(O)_2R^{43}$, $-C(O)R^{18}$, $-C(O)OR^{14}$, $-C(S)OR^{14}$, $-C(O)SR^{14}$, $-C(O)N(R^{15})R^{16}$, $-C(O)N(R^{15})S(O)_2R^{43}$, $-C(O)N(R^{15})N=R^{16}$, $-C(O)N(R^{17})N(R^{15})R^{16}$, and

2003243328 04 Jun 2010

- 345 -

$-\text{C}(\text{O})\text{N}(\text{R}^{17})\text{N}(\text{R}^{15})\text{S}(\text{O})_2\text{R}^{43}$, provided that when A is O, R^2 is not $-\text{C}(\text{O})\text{OR}^{14}$, wherein R^{14} is optionally substituted alkyl; or

R^1 and R^2 , together with the atom to which they are attached, form an optionally substituted cycloalkenyl, optionally substituted heterocyclyl, optionally substituted aryl, or optionally substituted heteroaryl ring;

R^3 is hydrogen, optionally substituted alkyl, optionally substituted alkenyl, optionally substituted alkynyl, optionally substituted cycloalkyl, optionally substituted aryl, optionally substituted aralkyl, optionally substituted heteroaryl, optionally substituted heterocyclyl, optionally substituted heteroaralkyl, $-\text{C}(\text{O})\text{R}^{10}$, $-\text{C}(\text{O})\text{OR}^{10}$, $-\text{S}(\text{O})_2\text{R}^{10}$, $-\text{C}(\text{O})\text{N}(\text{R}^{11})\text{R}^{12}$, $-\text{C}(\text{O})\text{N}(\text{R}^{11})\text{S}(\text{O})_2\text{R}^{43}$, $-\text{C}(\text{O})\text{N}(\text{R}^{13})\text{N}(\text{R}^{11})\text{R}^{12}$, $-\text{C}(\text{O})\text{N}(\text{R}^{13})\text{N}(\text{R}^{11})\text{S}(\text{O})_2\text{R}^{43}$, $-\text{N}(\text{R}^{13})\text{C}(\text{O})\text{R}^{10}$, $-\text{N}(\text{R}^{13})\text{C}(\text{O})\text{N}(\text{R}^{11})\text{R}^{12}$, $-\text{N}(\text{R}^{13})\text{C}(\text{O})\text{N}(\text{R}^{11})\text{S}(\text{O})_2\text{R}^{43}$, $-\text{N}(\text{R}^{10})\text{C}(\text{O})\text{N}(\text{R}^{13})\text{N}(\text{R}^{11})\text{R}^{12}$, $-\text{N}(\text{R}^{10})\text{C}(\text{O})\text{N}(\text{R}^{13})\text{N}(\text{R}^{11})\text{S}(\text{O})_2\text{R}^{43}$, $-\text{N}(\text{R}^{13})\text{C}(\text{O})\text{OR}^{10}$, $-\text{P}(\text{O})\text{OR}^{10}$, or $-\text{P}(\text{O})(\text{OR}^{19})\text{OR}^{12}$;

R^4 , R^5 , R^6 and R^7 are each independently selected from a group consisting of hydrogen, optionally substituted alkyl, optionally substituted alkenyl, optionally substituted alkynyl, optionally substituted aryl, optionally substituted heteroaryl, optionally substituted cycloalkyl, optionally substituted heterocyclyl, optionally substituted aralkyl, optionally substituted heteroaralkyl, $-\text{OR}^{14}$, $-\text{SR}^{14}$, $-\text{S}(\text{O})_2\text{R}^{14}$, $-\text{N}(\text{R}^{15})\text{R}^{16}$, $-\text{N}(\text{R}^{15})\text{S}(\text{O})_2\text{R}^{43}$, $-\text{C}(\text{O})\text{R}^{18}$, $-\text{C}(\text{O})\text{OR}^{20}$, $-\text{C}(\text{O})\text{N}(\text{R}^{21})\text{R}^{22}$, $-\text{C}(\text{O})\text{N}(\text{R}^{21})\text{S}(\text{O})_2\text{R}^{43}$, $\text{C}(\text{O})\text{N}(\text{R}^{42})\text{N}(\text{R}^{21})\text{R}^{22}$, and $-\text{C}(\text{O})\text{N}(\text{R}^{42})\text{N}(\text{R}^{21})\text{S}(\text{O})_2\text{R}^{43}$; or

R^4 and R^5 , or R^4 and R^6 , or R^4 and R^7 , or R^5 and R^6 , or R^5 and R^7 , or R^6 and R^7 , together with the carbon atom to which they are attached, form an optionally substituted cycloalkyl, optionally substituted heterocyclyl, an optionally substituted cycloalkenyl ring, or together form a double bond and the others of R^4 , R^5 , R^6 and R^7 are as described above; or R^6 and R^7 together form an oxo, thioxo, optionally substituted imine, optionally substituted oxime or an optionally substituted hydrazone, or R^6 and R^7 , together with the carbon atom to which they are attached, form an optionally substituted exocyclic double bond, and R^4 and R^5 are as described above;

2003243328 28 Apr 2010

- 346 -

R^8 is each independently selected from the group consisting of optionally substituted alkyl, optionally substituted alkenyl, optionally substituted alkynyl, optionally substituted aryl, optionally substituted heteroaryl, optionally substituted cycloalkyl, optionally substituted heterocyclyl, halo, pseudohalo, nitro, $-C(O)OR^{23}$, $-C(O)N(R^{24})R^{25}$,
 5 $-C(O)N(R^{24})S(O)_2R^{43}$, $-C(O)R^{26}$, $-OR^{27}$, $-SR^{27}$, $-C(S)OR^{23}$, $-C(O)SR^{23}$, $-N(R^{28})R^{29}$, and $-N(R^{28})S(O)_2R^{43}$, or

two adjacent R^8 groups, together with the carbons to which they are attached, form an optionally substituted aryl, optionally substituted cycloalkenyl, optionally substituted heterocyclyl or optionally substituted heteroaryl;

10 R^9 is hydrogen, optionally substituted alkyl, $-C(O)R^{10}$ or $-S(O)_2R^{43}$;

R^{10} , R^{11} , R^{12} , R^{13} and R^{19} are selected as in (a) or (b) as follows: (a) R^{10} , R^{11} , R^{12} , R^{13} and R^{19} each independently hydrogen, optionally substituted alkyl, optionally substituted alkenyl, optionally substituted alkynyl, optionally substituted cycloalkyl, optionally substituted aryl, optionally substituted aralkyl, optionally substituted
 15 heterocyclyl, optionally substituted heteroaryl, or optionally substituted heteroaralkyl; or (b) R^{11} and R^{12} or R^{12} and R^{19} , together with the atoms to which they are attached, form an optionally substituted heterocyclyl ring or an optionally substituted heteroaryl ring; and the others of R^{10} , R^{11} , R^{12} , R^{13} and R^{19} are selected as in (a), above;

R^{14} , R^{15} , R^{16} , R^{17} and R^{18} are selected as in (a) or (b) as follows: (a) R^{14} , R^{15} , R^{16} , R^{17} and R^{18} are each independently hydrogen, optionally substituted alkyl, optionally substituted alkenyl, optionally substituted alkynyl, optionally substituted cycloalkyl, optionally substituted aryl, optionally substituted aralkyl, optionally substituted
 20 heterocyclyl, optionally substituted heteroaryl, or optionally substituted heteroaralkyl; or (b) R^{15} and R^{16} , together with the nitrogen atom to which they are attached, form an optionally substituted heterocyclyl ring, or an optionally substituted heteroaryl ring, and the others of R^{14} , R^{15} , R^{16} , R^{17} and R^{18} are selected as in (a) above,

R^{20} , R^{21} , R^{22} and R^{42} are selected as in (a) or (b) as follows: (a) R^{20} , R^{21} , R^{22} and R^{42} are each independently hydrogen, optionally substituted alkyl, optionally substituted alkenyl, optionally substituted alkynyl, optionally substituted cycloalkyl, optionally

2003243328 28 Apr 2010

- 347 -

substituted aryl, optionally substituted aralkyl, optionally substituted heterocyclyl, optionally substituted heteroaryl, or optionally substituted heteroaralkyl; or (b) R^{21} and R^{22} , together with the nitrogen atom to which they are attached, form an optionally substituted heterocyclyl ring, or an optionally substituted heteroaryl ring, and the others of R^{20} , R^{21} , R^{22} and R^{42} are selected as in (a), above;

R^{23} , R^{24} , R^{25} and R^{26} are selected as in (a) or (b) as follows: (a) R^{23} , R^{24} , R^{25} and R^{26} are each independently hydrogen, optionally substituted alkyl, optionally substituted alkenyl, optionally substituted alkynyl, optionally substituted cycloalkyl, optionally substituted aryl, optionally substituted aralkyl, optionally substituted heterocyclyl, optionally substituted heteroaryl, or optionally substituted heteroaralkyl; or (b) R^{24} and R^{25} , together with the nitrogen atom to which they are attached, form an optionally substituted heterocyclyl or an optionally substituted heteroaryl ring, and the others of R^{23} , R^{24} , R^{25} and R^{26} are selected as in (a) above;

R^{27} , R^{28} and R^{29} are selected as in (a) or (b) as follows: (a) R^{27} , R^{28} and R^{29} are each independently hydrogen, optionally substituted alkyl, optionally substituted alkenyl, optionally substituted alkynyl, optionally substituted aryl, optionally substituted aralkyl, optionally substituted heteroaryl, optionally substituted heteroaralkyl, $-C(O)R^{30}$, $-C(O)OR^{31}$, $-C(O)N(R^{32})R^{33}$, $-C(O)N(R^{32})S(O)_2R^{43}$, $-C(O)SR^{31}$, $-C(S)OR^{31}$, or $-C(S)N(R^{32})R^{33}$; or (b) R^{28} and R^{29} together with the nitrogen atom to which they are attached, form an optionally substituted heterocyclyl or an optionally substituted heteroaryl ring, and the others of R^{27} , R^{28} and R^{29} are selected as in (a) above;

R^{30} is hydrogen, optionally substituted alkyl, optionally substituted alkenyl, optionally substituted alkynyl, optionally substituted cycloalkyl, optionally substituted aryl, optionally substituted aralkyl, optionally substituted heterocyclyl, optionally substituted heteroaryl, or optionally substituted heteroaralkyl;

R^{31} is optionally substituted alkyl, optionally substituted alkenyl, optionally substituted alkynyl, optionally substituted cycloalkyl, optionally substituted aryl, optionally substituted aralkyl, optionally substituted heterocyclyl, optionally substituted heteroaryl, or optionally substituted heteroaralkyl;

2003243328 28 Apr 2010

- 348 -

R^{32} and R^{33} are selected as in (a) or (b) as follows: (a) R^{32} and R^{33} are each independently hydrogen, optionally substituted alkyl, optionally substituted alkenyl, optionally substituted alkynyl, optionally substituted cycloalkyl, optionally substituted aryl, optionally substituted aralkyl, optionally substituted heterocyclyl, optionally substituted heteroaryl, or optionally substituted heteroaralkyl; or (b) R^{32} and R^{33} , together with the nitrogen atom to which they are attached, form an optionally substituted heterocyclyl or an optionally substituted heteroaryl ring;

R^{43} is optionally substituted alkyl, optionally substituted alkenyl, optionally substituted alkynyl, optionally substituted cycloalkyl, optionally substituted aryl, optionally substituted aralkyl, optionally substituted heterocyclyl, optionally substituted heteroaryl, or optionally substituted heteroaralkyl;

each of R^1 - R^{33} , R^{42} and R^{43} , when substituted, are substituted with one or more substituents, each independently selected from Q^1 ;

Q^1 is halo, pseudohalo, hydroxy, oxo, thia, nitro, formyl, mercapto, hydroxycarbonyl, hydroxycarbonylalkyl, alkyl, haloalkyl, polyhaloalkyl, diaminoalkyl, alkenyl containing 1 to 2 double bonds, alkynyl containing 1 to 2 triple bonds, cycloalkyl, cycloalkylalkyl, heterocyclyl, heterocyclylalkyl, aryl, heteroaryl, aralkyl, aralkenyl, aralkynyl, heteroarylalkyl, trialkylsilyl, dialkylarylsilyl, alkyl diarylsilyl, triarylsilyl, alkylidene, arylalkylidene, alkylcarbonyl, cycloalkylcarbonyl, heterocyclylcarbonyl, arylcarbonyl, heteroarylcarbonyl, alkoxycarbonyl, alkoxycarbonylalkyl, aryloxycarbonyl, aryloxycarbonylalkyl, aralkoxycarbonyl, aralkoxycarbonylalkyl, arylcarbonylalkyl, aminocarbonyl, alkylaminocarbonyl, dialkylaminocarbonyl, arylaminocarbonyl, diarylaminocarbonyl, arylalkylaminocarbonyl, alkoxy, aryloxy, heteroaryloxy, heteroaralkoxy, heterocyclyloxy, cycloalkoxy, perfluoroalkoxy, alkenyloxy, alkynyloxy, aralkoxy, alkylcarbonyloxy, arylcarbonyloxy, aralkylcarbonyloxy, alkoxycarbonyloxy, aryloxycarbonyloxy, aralkoxycarbonyloxy, aminocarbonyloxy, alkylaminocarbonyloxy, dialkylaminocarbonyloxy, alkylarylamino carbonyloxy, diarylaminocarbonyloxy, cycloalkylcarbonyloxy, heterocyclylcarbonyloxy, heteroarylcarbonyloxy, heteroaralkylcarbonyloxy, guanidino, isothioureido, amidino, alkylamidino, cycloalkylamidino, heterocyclylamidino, heterocyclylalkylamidino, arylamidino,

2003243328 28 Apr 2010

- 349 -

- aralkylamidino, heteroarylamidino, heteroaralkylamidino, aminothiocarbonyl, alkylaminothiocarbonyl, arylaminothiocarbonyl, amino, aminoalkyl, alkylaminoalkyl, dialkylaminoalkyl, arylaminoalkyl, diarylaminoalkyl, alkylarylaminominoalkyl, alkylamino, dialkylamino, haloalkylamino, cycloalkylamino, heterocyclamino,
- 5 heterocyclalkylamino, arylamino, heteroarylamino, aralkylamino, heteroaralkylamino, diarylamino, alkylarylaminomino, alkylcarbonylamino, alkoxycarbonylamino, aralkoxycarbonylamino, arylcarbonylamino, arylcarbonylaminoalkyl, aryloxycarbonylaminoalkyl, aryloxyarylcarbonylamino, aryloxycarbonylamino, alkylsulfonylamino, arylsulfonylamino, heteroarylsulfonylamino,
- 10 heterocyclsulfonylamino, heteroarylthio, azido, $-P(R^{37})_2$, $-P(O)(R^{37})_2$, $-OP(O)(R^{37})_2$, $-N(R^{38})C(O)R^{39}$, dialkylphosphonyl, alkylarylphosphonyl, diarylphosphonyl, hydroxyphosphonyl, alkylthio, cycloalkylthio, heterocyclalkylthio, arylthio, aralkylthio, heteroaralkylthio, perfluoroalkylthio, hydroxycarbonylalkylthio, thiocyno, isothiocyno, alkylsulfinyloxy, alkylsulfonyloxy, arylsulfinyloxy, arylsulfonyloxy, hydroxysulfonyloxy,
- 15 alkoxysulfonyloxy, aminosulfonyloxy, alkylaminosulfonyloxy, dialkylaminosulfonyloxy, arylaminosulfonyloxy, diarylaminoalkylsulfonyloxy, alkylarylaminosulfonyloxy, $-SO_2F$ when Q^1 is on R^{10} or when Q^1 is on the aryl group of R^3 when R^3 is $-C(O)(aryl)$, alkylsulfinyl, alkylsulfonyl, arylsulfinyl, arylsulfonyl, hydroxysulfonyl, alkoxysulfonyl, aminosulfonyl, alkylaminosulfonyl, dialkylaminosulfonyl, arylaminosulfonyl, diarylaminoalkylsulfonyl, or
- 20 alkylarylaminosulfonyl; or

two Q^1 groups, which substituted atoms in a 1,2 or 1,3 arrangement, together form alkylene, oxaalkylene, alkylenedioxy, thioalkylenoxy or alkylenedithioxy; or

two Q^1 groups, which substitute the same atom, together form alkylene;

each Q^1 is independently unsubstituted or substituted with one or more substituents

- 25 each independently selected from Q^2 ;

- each Q^2 is independently halo, pseudohalo, hydroxy, oxo, thia, nitro, formyl, mercapto, hydroxycarbonyl, hydroxycarbonylalkyl, alkyl, haloalkyl, polyhaloalkyl, diaminoalkyl, alkenyl containing 1 to 2 double bonds, alkynyl containing 1 to 2 triple bonds, cycloalkyl, cycloalkylalkyl, heterocycl, heterocyclalkyl, aryl, heteroaryl,
- 30 aralkyl, aralkenyl, aralkynyl, heteroarylalkyl, trialkylsilyl, dialkylarylsilyl, alkylarylsilyl,

2003243328 28 Apr 2010

- 350 -

- triarylsilyl, alkylidene, arylalkylidene, alkylcarbonyl, cycloalkylcarbonyl, heterocyclylcarbonyl, arylcarbonyl, heteroarylcarbonyl, alkoxycarbonyl, alkoxycarbonylalkyl, aryloxy carbonyl, aryloxy carbonylalkyl, aralkoxycarbonyl, aralkoxycarbonylalkyl, arylcarbonylalkyl, aminocarbonyl, alkylaminocarbonyl, 5 dialkylaminocarbonyl, arylaminocarbonyl, diarylaminocarbonyl, arylalkylaminocarbonyl, heteroaryloxy, heteroaralkoxy, heterocyclyloxy, cycloalkoxy, perfluoroalkoxy, alkenyloxy, alkynyloxy, aralkoxy, alkylcarbonyloxy, arylcarbonyloxy, aralkylcarbonyloxy, alkoxycarbonyloxy, aryloxy carbonyloxy, aralkoxycarbonyloxy, aminocarbonyloxy, alkylaminocarbonyloxy, dialkylaminocarbonyloxy, alkylarylaminocarbonyloxy, 10 diarylaminocarbonyloxy, guanidino, isothioureido, amidino, alkylamidino, arylamidino, aminothiocarbonyl, alkylaminothiocarbonyl, arylaminothiocarbonyl, amino, aminoalkyl, alkylaminoalkyl, dialkylaminoalkyl, arylaminoalkyl, diarylaminoalkyl, alkylarylaminominoalkyl, alkylamino, dialkylamino, haloalkylamino, arylamino, diarylamino, alkylarylaminomino, alkylcarbonylamino, alkoxycarbonylamino, aralkoxycarbonylamino, 15 arylcarbonylamino, arylcarbonylaminoalkyl, aryloxy carbonylaminoalkyl, aryloxyarylcarbonylamino, aryloxy carbonylamino, alkylsulfonylamino, arylsulfonylamino, heteroarylsulfonylamino, heterocyclylsulfonylamino, heteroarylthio, azido, $-P(R^{37})_2$, $-P(O)(R^{37})_2$, $-OP(O)(R^{37})_2$, $-N(R^{38})C(O)R^{39}$, dialkylphosphonyl, alkylarylphosphonyl, diarylphosphonyl, hydroxyphosphonyl, alkylthio, arylthio, perfluoroalkylthio, 20 hydroxycarbonylalkylthio, thiocyno, isothiocyano, alkylsulfinyloxy, alkylsulfonyloxy, arylsulfinyloxy, arylsulfonyloxy, hydroxysulfonyloxy, alkoxysulfonyloxy, aminosulfonyloxy, alkylaminosulfonyloxy, dialkylaminosulfonyloxy, arylaminosulfonyloxy, diarylaminosulfonyloxy, alkylarylaminosulfonyloxy, alkylsulfinyl, alkylsulfonyl, arylsulfinyl, arylsulfonyl, hydroxysulfonyl, alkoxysulfonyl, aminosulfonyl, 25 alkylaminosulfonyl, dialkylaminosulfonyl, arylaminosulfonyl, diarylaminosulfonyl, or alkylarylaminosulfonyl; or

two Q^2 groups, which substitute atoms in a 1,2 or 1,3 arrangement, together form alkylene, oxaalkylene, alkylenedioxy, thioalkylenoxy or alkylenedithioxy; or

two Q^2 groups, which substitute the same atom, together form alkylene,

- 30 R^{37} is hydroxy, alkoxy, aralkoxy, alkyl, heteroaryl, heterocyclyl, aryl or $-NR^{40}R^{41}$;

2003243328 28 Apr 2010

- 351 -

R^{38} is hydrogen, alkyl, aryl, aralkyl, heteroaryl, heteroaralkyl, heterocyclyl or heterocyclalkyl; and

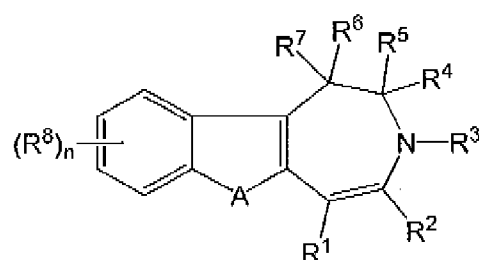
R^{39} is alkoxy, aralkoxy, alkyl, heteroaryl, heterocyclyl, aryl or $-N(R^{40})R^{41}$; and

R^{40} and R^{41} are each independently hydrogen, alkyl, aralkyl, aryl, heteroaryl,
5 heteroaralkyl or heterocyclyl, or

R^{40} and R^{41} together form alkylene, azaalkylene, oxaalkylene or thiaalkylene

in the manufacture of a medicament for modulating cholesterol metabolism, catabolism, synthesis, absorption, re-absorption, secretion or excretion in a mammal.

93. Use of a compound having a formula:



10

or a pharmaceutically acceptable derivative selected from the group consisting of salts, esters, enol ethers, enol esters, acetals, ketals, orthoesters, hemiacetals, hemiketals, acids, bases, solvates, and hydrates thereof, wherein:

n is 0 to 4;

15 A is $-N(R^9)-$, $-O-$ or $-S(O)_t-$ (where t is 0 to 2);

R^1 and R^2 are each independently selected from a group consisting of hydrogen, optionally substituted alkyl, optionally substituted alkenyl, optionally substituted alkynyl, optionally substituted aryl, optionally substituted heteroaryl, optionally substituted cycloalkyl, optionally substituted heterocyclyl, optionally substituted aralkyl, optionally substituted heteroaralkyl, $-OR^{14}$, $-SR^{14}$, $-N(R^{15})R^{16}$, $-N(R^{15})S(O)_2R^{43}$, $-N(R^{17})N(R^{15})R^{16}$, $-N(R^{17})N(R^{15})S(O)_2R^{43}$, $-C(O)R^{18}$, $-C(O)OR^{14}$, $-C(S)OR^{14}$, $-C(O)SR^{14}$, $-C(O)N(R^{15})R^{16}$, $-C(O)N(R^{15})S(O)_2R^{43}$, $-C(O)N(R^{15})N=R^{16}$, $-C(O)N(R^{17})N(R^{15})R^{16}$, and

20

2003243328 04 Jun 2010

- 352 -

$-\text{C}(\text{O})\text{N}(\text{R}^{17})\text{N}(\text{R}^{15})\text{S}(\text{O})_2\text{R}^{43}$, provided that when A is O, R^2 is not $-\text{C}(\text{O})\text{OR}^{14}$, wherein R^{14} is optionally substituted alkyl; or

R^1 and R^2 , together with the atom to which they are attached, form an optionally substituted cycloalkenyl, optionally substituted heterocyclyl, optionally substituted aryl, or optionally substituted heteroaryl ring;

R^3 is hydrogen, optionally substituted alkyl, optionally substituted alkenyl, optionally substituted alkynyl, optionally substituted cycloalkyl, optionally substituted aryl, optionally substituted aralkyl, optionally substituted heteroaryl, optionally substituted heterocyclyl, optionally substituted heteroaralkyl, $-\text{C}(\text{O})\text{R}^{10}$, $-\text{C}(\text{O})\text{OR}^{10}$, $-\text{S}(\text{O})_2\text{R}^{10}$, $-\text{C}(\text{O})\text{N}(\text{R}^{11})\text{R}^{12}$, $-\text{C}(\text{O})\text{N}(\text{R}^{11})\text{S}(\text{O})_2\text{R}^{43}$, $-\text{C}(\text{O})\text{N}(\text{R}^{13})\text{N}(\text{R}^{11})\text{R}^{12}$, $-\text{C}(\text{O})\text{N}(\text{R}^{13})\text{N}(\text{R}^{11})\text{S}(\text{O})_2\text{R}^{43}$, $-\text{N}(\text{R}^{13})\text{C}(\text{O})\text{R}^{10}$, $-\text{N}(\text{R}^{13})\text{C}(\text{O})\text{N}(\text{R}^{11})\text{R}^{12}$, $-\text{N}(\text{R}^{13})\text{C}(\text{O})\text{N}(\text{R}^{11})\text{S}(\text{O})_2\text{R}^{43}$, $-\text{N}(\text{R}^{10})\text{C}(\text{O})\text{N}(\text{R}^{13})\text{N}(\text{R}^{11})\text{R}^{12}$, $-\text{N}(\text{R}^{10})\text{C}(\text{O})\text{N}(\text{R}^{13})\text{N}(\text{R}^{11})\text{S}(\text{O})_2\text{R}^{43}$, $-\text{N}(\text{R}^{13})\text{C}(\text{O})\text{OR}^{10}$, $-\text{P}(\text{O})\text{OR}^{10}$, or $-\text{P}(\text{O})(\text{OR}^{19})\text{OR}^{12}$;

R^4 , R^5 , R^6 and R^7 are each independently selected from a group consisting of hydrogen, optionally substituted alkyl, optionally substituted alkenyl, optionally substituted alkynyl, optionally substituted aryl, optionally substituted heteroaryl, optionally substituted cycloalkyl, optionally substituted heterocyclyl, optionally substituted aralkyl, optionally substituted heteroaralkyl, $-\text{OR}^{14}$, $-\text{SR}^{14}$, $-\text{S}(\text{O})_2\text{R}^{14}$, $-\text{N}(\text{R}^{15})\text{R}^{16}$, $-\text{N}(\text{R}^{15})\text{S}(\text{O})_2\text{R}^{43}$, $-\text{C}(\text{O})\text{R}^{18}$, $-\text{C}(\text{O})\text{OR}^{20}$, $-\text{C}(\text{O})\text{N}(\text{R}^{21})\text{R}^{22}$, $-\text{C}(\text{O})\text{N}(\text{R}^{21})\text{S}(\text{O})_2\text{R}^{43}$, $\text{C}(\text{O})\text{N}(\text{R}^{42})\text{N}(\text{R}^{21})\text{R}^{22}$, and $-\text{C}(\text{O})\text{N}(\text{R}^{42})\text{N}(\text{R}^{21})\text{S}(\text{O})_2\text{R}^{43}$; or

R^4 and R^5 , or R^4 and R^6 , or R^4 and R^7 , or R^5 and R^6 , or R^5 and R^7 , or R^6 and R^7 , together with the carbon atom to which they are attached, form an optionally substituted cycloalkyl, optionally substituted heterocyclyl, an optionally substituted cycloalkenyl ring, or together form a double bond and the others of R^4 , R^5 , R^6 and R^7 are as described above; or R^6 and R^7 together form an oxo, thioxo, optionally substituted imine, optionally substituted oxime or an optionally substituted hydrazone, or R^6 and R^7 , together with the carbon atom to which they are attached, form an optionally substituted exocyclic double bond, and R^4 and R^5 are as described above;

2003243328 28 Apr 2010

- 353 -

R^8 is each independently selected from the group consisting of optionally substituted alkyl, optionally substituted alkenyl, optionally substituted alkynyl, optionally substituted aryl, optionally substituted heteroaryl, optionally substituted cycloalkyl, optionally substituted heterocyclyl, halo, pseudohalo, nitro, $-C(O)OR^{23}$, $-C(O)N(R^{24})R^{25}$,
 5 $-C(O)N(R^{24})S(O)_2R^{43}$, $-C(O)R^{26}$, $-OR^{27}$, $-SR^{27}$, $-C(S)OR^{23}$, $-C(O)SR^{23}$, $-N(R^{28})R^{29}$, and $-N(R^{28})S(O)_2R^{43}$, or

two adjacent R^8 groups, together with the carbons to which they are attached, form an optionally substituted aryl, optionally substituted cycloalkenyl, optionally substituted heterocyclyl or optionally substituted heteroaryl;

10 R^9 is hydrogen, optionally substituted alkyl, $-C(O)R^{10}$ or $-S(O)_2R^{43}$;

R^{10} , R^{11} , R^{12} , R^{13} and R^{19} are selected as in (a) or (b) as follows: (a) R^{10} , R^{11} , R^{12} , R^{13} and R^{19} each independently hydrogen, optionally substituted alkyl, optionally substituted alkenyl, optionally substituted alkynyl, optionally substituted cycloalkyl, optionally substituted aryl, optionally substituted aralkyl, optionally substituted
 15 heterocyclyl, optionally substituted heteroaryl, or optionally substituted heteroaralkyl; or (b) R^{11} and R^{12} or R^{12} and R^{19} , together with the atoms to which they are attached, form an optionally substituted heterocyclyl ring or an optionally substituted heteroaryl ring; and the others of R^{10} , R^{11} , R^{12} , R^{13} and R^{19} are selected as in (a), above;

R^{14} , R^{15} , R^{16} , R^{17} and R^{18} are selected as in (a) or (b) as follows: (a) R^{14} , R^{15} , R^{16} , R^{17} and R^{18} are each independently hydrogen, optionally substituted alkyl, optionally substituted alkenyl, optionally substituted alkynyl, optionally substituted cycloalkyl, optionally substituted aryl, optionally substituted aralkyl, optionally substituted
 20 heterocyclyl, optionally substituted heteroaryl, or optionally substituted heteroaralkyl; or (b) R^{15} and R^{16} , together with the nitrogen atom to which they are attached, form an optionally substituted heterocyclyl ring, or an optionally substituted heteroaryl ring, and the others of R^{14} , R^{15} , R^{16} , R^{17} and R^{18} are selected as in (a) above,

R^{20} , R^{21} , R^{22} and R^{42} are selected as in (a) or (b) as follows: (a) R^{20} , R^{21} , R^{22} and R^{42} are each independently hydrogen, optionally substituted alkyl, optionally substituted alkenyl, optionally substituted alkynyl, optionally substituted cycloalkyl, optionally

2003243328 28 Apr 2010

- 354 -

substituted aryl, optionally substituted aralkyl, optionally substituted heterocyclyl, optionally substituted heteroaryl, or optionally substituted heteroaralkyl; or (b) R^{21} and R^{22} , together with the nitrogen atom to which they are attached, form an optionally substituted heterocyclyl ring, or an optionally substituted heteroaryl ring, and the others of R^{20} , R^{21} , R^{22} and R^{42} are selected as in (a), above;

R^{23} , R^{24} , R^{25} and R^{26} are selected as in (a) or (b) as follows: (a) R^{23} , R^{24} , R^{25} and R^{26} are each independently hydrogen, optionally substituted alkyl, optionally substituted alkenyl, optionally substituted alkynyl, optionally substituted cycloalkyl, optionally substituted aryl, optionally substituted aralkyl, optionally substituted heterocyclyl, optionally substituted heteroaryl, or optionally substituted heteroaralkyl; or (b) R^{24} and R^{25} , together with the nitrogen atom to which they are attached, form an optionally substituted heterocyclyl or an optionally substituted heteroaryl ring, and the others of R^{23} , R^{24} , R^{25} and R^{26} are selected as in (a) above;

R^{27} , R^{28} and R^{29} are selected as in (a) or (b) as follows: (a) R^{27} , R^{28} and R^{29} are each independently hydrogen, optionally substituted alkyl, optionally substituted alkenyl, optionally substituted alkynyl, optionally substituted aryl, optionally substituted aralkyl, optionally substituted heteroaryl, optionally substituted heteroaralkyl, $-C(O)R^{30}$, $-C(O)OR^{31}$, $-C(O)N(R^{32})R^{33}$, $-C(O)N(R^{32})S(O)_2R^{43}$, $-C(O)SR^{31}$, $-C(S)OR^{31}$, or $-C(S)N(R^{32})R^{33}$; or (b) R^{28} and R^{29} together with the nitrogen atom to which they are attached, form an optionally substituted heterocyclyl or an optionally substituted heteroaryl ring, and the others of R^{27} , R^{28} and R^{29} are selected as in (a) above;

R^{30} is hydrogen, optionally substituted alkyl, optionally substituted alkenyl, optionally substituted alkynyl, optionally substituted cycloalkyl, optionally substituted aryl, optionally substituted aralkyl, optionally substituted heterocyclyl, optionally substituted heteroaryl, or optionally substituted heteroaralkyl;

R^{31} is optionally substituted alkyl, optionally substituted alkenyl, optionally substituted alkynyl, optionally substituted cycloalkyl, optionally substituted aryl, optionally substituted aralkyl, optionally substituted heterocyclyl, optionally substituted heteroaryl, or optionally substituted heteroaralkyl;

2003243328 28 Apr 2010

- 355 -

R^{32} and R^{33} are selected as in (a) or (b) as follows: (a) R^{32} and R^{33} are each independently hydrogen, optionally substituted alkyl, optionally substituted alkenyl, optionally substituted alkynyl, optionally substituted cycloalkyl, optionally substituted aryl, optionally substituted aralkyl, optionally substituted heterocyclyl, optionally substituted heteroaryl, or optionally substituted heteroaralkyl; or (b) R^{32} and R^{33} , together with the nitrogen atom to which they are attached, form an optionally substituted heterocyclyl or an optionally substituted heteroaryl ring;

R^{43} is optionally substituted alkyl, optionally substituted alkenyl, optionally substituted alkynyl, optionally substituted cycloalkyl, optionally substituted aryl, optionally substituted aralkyl, optionally substituted heterocyclyl, optionally substituted heteroaryl, or optionally substituted heteroaralkyl;

each of R^1 - R^{33} , R^{42} and R^{43} , when substituted, are substituted with one or more substituents, each independently selected from Q^1 ;

Q^1 is halo, pseudohalo, hydroxy, oxo, thia, nitro, formyl, mercapto, hydroxycarbonyl, hydroxycarbonylalkyl, alkyl, haloalkyl, polyhaloalkyl, diaminoalkyl, alkenyl containing 1 to 2 double bonds, alkynyl containing 1 to 2 triple bonds, cycloalkyl, cycloalkylalkyl, heterocyclyl, heterocyclylalkyl, aryl, heteroaryl, aralkyl, aralkenyl, aralkynyl, heteroarylalkyl, trialkylsilyl, dialkylarylsilyl, alkyl diarylsilyl, triarylsilyl, alkylidene, arylalkylidene, alkylcarbonyl, cycloalkylcarbonyl, heterocyclylcarbonyl, arylcarbonyl, heteroarylcarbonyl, alkoxycarbonyl, alkoxycarbonylalkyl, aryloxy carbonyl, aryloxy carbonylalkyl, aralkoxycarbonyl, aralkoxycarbonylalkyl, arylcarbonylalkyl, aminocarbonyl, alkylaminocarbonyl, dialkylaminocarbonyl, arylaminocarbonyl, diarylaminocarbonyl, arylalkylaminocarbonyl, alkoxy, aryloxy, heteroaryloxy, heteroaralkoxy, heterocyclyloxy, cycloalkoxy, perfluoroalkoxy, alkenyloxy, alkynyloxy, aralkoxy, alkylcarbonyloxy, arylcarbonyloxy, aralkylcarbonyloxy, alkoxycarbonyloxy, aryloxy carbonyloxy, aralkoxycarbonyloxy, aminocarbonyloxy, alkylaminocarbonyloxy, dialkylaminocarbonyloxy, alkylarylaminocarbonyloxy, diarylaminocarbonyloxy, cycloalkylcarbonyloxy, heterocyclylcarbonyloxy, heteroarylcarbonyloxy, heteroaralkylcarbonyloxy, guanidino, isothioureido, amidino, alkylamidino, cycloalkylamidino, heterocyclylamidino, heterocyclylalkylamidino, arylamidino,

2003243328 28 Apr 2010

- 356 -

- aralkylamidino, heteroarylamidino, heteroaralkylamidino, aminothiocarbonyl, alkylaminothiocarbonyl, arylaminothiocarbonyl, amino, aminoalkyl, alkylaminoalkyl, dialkylaminoalkyl, arylaminoalkyl, diarylaminoalkyl, alkylarylaminoalkyl, alkylamino, dialkylamino, haloalkylamino, cycloalkylamino, heterocyclylamino,
- 5 heterocyclylalkylamino, arylamino, heteroarylamino, aralkylamino, heteroaralkylamino, diarylamino, alkylarylamino, alkylcarbonylamino, alkoxycarbonylamino, aralkoxycarbonylamino, arylcarbonylamino, arylcarbonylaminoalkyl, aryloxycarbonylaminoalkyl, aryloxyarylcarbonylamino, aryloxycarbonylamino, alkylsulfonylamino, arylsulfonylamino, heteroarylsulfonylamino,
- 10 heterocyclylsulfonylamino, heteroarylthio, azido, $-P(R^{37})_2$, $-P(O)(R^{37})_2$, $-OP(O)(R^{37})_2$, $-N(R^{38})C(O)R^{39}$, dialkylphosphonyl, alkylarylphosphonyl, diarylphosphonyl, hydroxyphosphonyl, alkylthio, cycloalkylthio, heterocyclylalkylthio, arylthio, aralkylthio, heteroaralkylthio, perfluoroalkylthio, hydroxycarbonylalkylthio, thiocyno, isothiocyno, alkylsulfinyloxy, alkylsulfonyloxy, arylsulfinyloxy, arylsulfonyloxy, hydroxysulfonyloxy,
- 15 alkoxysulfonyloxy, aminosulfonyloxy, alkylaminosulfonyloxy, dialkylaminosulfonyloxy, arylaminosulfonyloxy, diarylaminosulfonyloxy, alkylarylaminosulfonyloxy, $-SO_2F$ when Q^1 is on R^{10} or when Q^1 is on the aryl group of R^3 when R^3 is $-C(O)(aryl)$, alkylsulfinyl, alkylsulfonyl, arylsulfinyl, arylsulfonyl, hydroxysulfonyl, alkoxysulfonyl, aminosulfonyl, alkylaminosulfonyl, dialkylaminosulfonyl, arylaminosulfonyl, diarylaminosulfonyl, or
- 20 alkylarylaminosulfonyl; or

two Q^1 groups, which substituted atoms in a 1,2 or 1,3 arrangement, together form alkylene, oxaalkylene, alkylenedioxy, thioalkylenoxy or alkylenedithioxy; or

two Q^1 groups, which substitute the same atom, together form alkylene;

each Q^1 is independently unsubstituted or substituted with one or more substituents

- 25 each independently selected from Q^2 ;

- each Q^2 is independently halo, pseudohalo, hydroxy, oxo, thia, nitro, formyl, mercapto, hydroxycarbonyl, hydroxycarbonylalkyl, alkyl, haloalkyl, polyhaloalkyl, diaminoalkyl, alkenyl containing 1 to 2 double bonds, alkynyl containing 1 to 2 triple bonds, cycloalkyl, cycloalkylalkyl, heterocyclyl, heterocyclylalkyl, aryl, heteroaryl,
- 30 aralkyl, aralkenyl, aralkynyl, heteroarylalkyl, trialkylsilyl, dialkylarylsilyl, alkyl diarylsilyl,

2003243328 28 Apr 2010

- 357 -

- triarylsilyl, alkylidene, arylalkylidene, alkylcarbonyl, cycloalkylcarbonyl, heterocyclylcarbonyl, arylcarbonyl, heteroarylcarbonyl, alkoxycarbonyl, alkoxycarbonylalkyl, aryloxycarbonyl, aryloxycarbonylalkyl, aralkoxycarbonyl, aralkoxycarbonylalkyl, arylcarbonylalkyl, aminocarbonyl, alkylaminocarbonyl, 5 dialkylaminocarbonyl, arylaminocarbonyl, diarylaminocarbonyl, arylalkylaminocarbonyl, heteroaryloxy, heteroaralkoxy, heterocyclyloxy, cycloalkoxy, perfluoroalkoxy, alkenyloxy, alkynyloxy, aralkoxy, alkylcarbonyloxy, arylcarbonyloxy, aralkylcarbonyloxy, alkoxycarbonyloxy, aryloxycarbonyloxy, aralkoxycarbonyloxy, aminocarbonyloxy, alkylaminocarbonyloxy, dialkylaminocarbonyloxy, alkylarylaminocarbonyloxy, 10 diarylaminocarbonyloxy, guanidino, isothioureido, amidino, alkylamidino, arylamidino, aminothiocabonyl, alkylaminothiocabonyl, arylaminothiocabonyl, amino, aminoalkyl, alkylaminoalkyl, dialkylaminoalkyl, arylaminoalkyl, diarylaminoalkyl, alkylarylaminomalkyl, alkylamino, dialkylamino, haloalkylamino, arylamino, diarylamino, alkylarylaminom, alkylcarbonylamino, alkoxycarbonylamino, aralkoxycarbonylamino, 15 arylcarbonylamino, arylcarbonylaminoalkyl, aryloxycarbonylaminoalkyl, aryloxyarylcarbonylamino, aryloxycarbonylamino, alkylsulfonylamino, arylsulfonylamino, heteroarylsulfonylamino, heterocyclylsulfonylamino, heteroarylthio, azido, $-P(R^{37})_2$, $-P(O)(R^{37})_2$, $-OP(O)(R^{37})_2$, $-N(R^{38})C(O)R^{39}$, dialkylphosphonyl, alkylarylphosphonyl, diarylphosphonyl, hydroxyphosphonyl, alkylthio, arylthio, perfluoroalkylthio, 20 hydroxycarbonylalkylthio, thiocyno, isothiocyano, alkylsulfinyloxy, alkylsulfonyloxy, arylsulfinyloxy, arylsulfonyloxy, hydroxysulfonyloxy, alkoxysulfonyloxy, aminosulfonyloxy, alkylaminosulfonyloxy, dialkylaminosulfonyloxy, arylaminosulfonyloxy, diarylaminosulfonyloxy, alkylarylaminosulfonyloxy, alkylsulfinyl, alkylsulfonyl, arylsulfinyl, arylsulfonyl, hydroxysulfonyl, alkoxysulfonyl, aminosulfonyl, 25 alkylaminosulfonyl, dialkylaminosulfonyl, arylaminosulfonyl, diarylaminosulfonyl, or alkylarylaminosulfonyl; or

two Q^2 groups, which substitute atoms in a 1,2 or 1,3 arrangement, together form alkylene, oxaalkylene, alkylenedioxy, thioalkylenoxy or alkylenedithioxy; or

two Q^2 groups, which substitute the same atom, together form alkylene,

- 30 R^{37} is hydroxy, alkoxy, aralkoxy, alkyl, heteroaryl, heterocyclyl, aryl or $-NR^{40}R^{41}$;

R^{38} is hydrogen, alkyl, aryl, aralkyl, heteroaryl, heteroaralkyl, heterocyclyl or heterocyclylalkyl; and

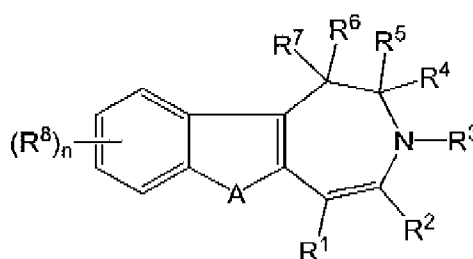
R^{39} is alkoxy, aralkoxy, alkyl, heteroaryl, heterocyclyl, aryl or $-N(R^{40})R^{41}$; and

R^{40} and R^{41} are each independently hydrogen, alkyl, aralkyl, aryl, heteroaryl,
5 heteroaralkyl or heterocyclyl, or

R^{40} and R^{41} together form alkylene, azaalkylene, oxaalkylene or thiaalkylene;

in the manufacture of a medicament for modulating triglyceride metabolism, catabolism, synthesis, absorption, re-absorption, secretion or excretion in a mammal.

94. Use of a compound having a formula:



10

or a pharmaceutically acceptable derivative selected from the group consisting of salts, esters, enol ethers, enol esters, acetals, ketals, orthoesters, hemiacetals, hemiketals, acids, bases, solvates, and hydrates thereof, wherein:

n is 0 to 4;

15 A is $-N(R^9)-$, $-O-$ or $-S(O)_t-$ (where t is 0 to 2);

R^1 and R^2 are each independently selected from a group consisting of hydrogen, optionally substituted alkyl, optionally substituted alkenyl, optionally substituted alkynyl, optionally substituted aryl, optionally substituted heteroaryl, optionally substituted cycloalkyl, optionally substituted heterocyclyl, optionally substituted aralkyl, optionally substituted heteroaralkyl, $-OR^{14}$, $-SR^{14}$, $-N(R^{15})R^{16}$, $-N(R^{15})S(O)_2R^{43}$, $-N(R^{17})N(R^{15})R^{16}$, $-N(R^{17})N(R^{15})S(O)_2R^{43}$, $-C(O)R^{18}$, $-C(O)OR^{14}$, $-C(S)OR^{14}$, $-C(O)SR^{14}$, $-C(O)N(R^{15})R^{16}$, $-C(O)N(R^{15})S(O)_2R^{43}$, $-C(O)N(R^{15})N=R^{16}$, $-C(O)N(R^{17})N(R^{15})R^{16}$, and

20

2003243328 04 Jun 2010

- 359 -

$-\text{C}(\text{O})\text{N}(\text{R}^{17})\text{N}(\text{R}^{15})\text{S}(\text{O})_2\text{R}^{43}$, provided that when A is O, R^2 is not $-\text{C}(\text{O})\text{OR}^{14}$, wherein R^{14} is optionally substituted alkyl; or

R^1 and R^2 , together with the atom to which they are attached, form an optionally substituted cycloalkenyl, optionally substituted heterocyclyl, optionally substituted aryl, or optionally substituted heteroaryl ring;

R^3 is hydrogen, optionally substituted alkyl, optionally substituted alkenyl, optionally substituted alkynyl, optionally substituted cycloalkyl, optionally substituted aryl, optionally substituted aralkyl, optionally substituted heteroaryl, optionally substituted heterocyclyl, optionally substituted heteroaralkyl, $-\text{C}(\text{O})\text{R}^{10}$, $-\text{C}(\text{O})\text{OR}^{10}$, $-\text{S}(\text{O})_2\text{R}^{10}$, $-\text{C}(\text{O})\text{N}(\text{R}^{11})\text{R}^{12}$, $-\text{C}(\text{O})\text{N}(\text{R}^{11})\text{S}(\text{O})_2\text{R}^{43}$, $-\text{C}(\text{O})\text{N}(\text{R}^{13})\text{N}(\text{R}^{11})\text{R}^{12}$, $-\text{C}(\text{O})\text{N}(\text{R}^{13})\text{N}(\text{R}^{11})\text{S}(\text{O})_2\text{R}^{43}$, $-\text{N}(\text{R}^{13})\text{C}(\text{O})\text{R}^{10}$, $-\text{N}(\text{R}^{13})\text{C}(\text{O})\text{N}(\text{R}^{11})\text{R}^{12}$, $-\text{N}(\text{R}^{13})\text{C}(\text{O})\text{N}(\text{R}^{11})\text{S}(\text{O})_2\text{R}^{43}$, $-\text{N}(\text{R}^{10})\text{C}(\text{O})\text{N}(\text{R}^{13})\text{N}(\text{R}^{11})\text{R}^{12}$, $-\text{N}(\text{R}^{10})\text{C}(\text{O})\text{N}(\text{R}^{13})\text{N}(\text{R}^{11})\text{S}(\text{O})_2\text{R}^{43}$, $-\text{N}(\text{R}^{13})\text{C}(\text{O})\text{OR}^{10}$, $-\text{P}(\text{O})\text{OR}^{10}$, or $-\text{P}(\text{O})(\text{OR}^{19})\text{OR}^{12}$;

R^4 , R^5 , R^6 and R^7 are each independently selected from a group consisting of hydrogen, optionally substituted alkyl, optionally substituted alkenyl, optionally substituted alkynyl, optionally substituted aryl, optionally substituted heteroaryl, optionally substituted cycloalkyl, optionally substituted heterocyclyl, optionally substituted aralkyl, optionally substituted heteroaralkyl, $-\text{OR}^{14}$, $-\text{SR}^{14}$, $-\text{S}(\text{O})_2\text{R}^{14}$, $-\text{N}(\text{R}^{15})\text{R}^{16}$, $-\text{N}(\text{R}^{15})\text{S}(\text{O})_2\text{R}^{43}$, $-\text{C}(\text{O})\text{R}^{18}$, $-\text{C}(\text{O})\text{OR}^{20}$, $-\text{C}(\text{O})\text{N}(\text{R}^{21})\text{R}^{22}$, $-\text{C}(\text{O})\text{N}(\text{R}^{21})\text{S}(\text{O})_2\text{R}^{43}$, $\text{C}(\text{O})\text{N}(\text{R}^{42})\text{N}(\text{R}^{21})\text{R}^{22}$, and $-\text{C}(\text{O})\text{N}(\text{R}^{42})\text{N}(\text{R}^{21})\text{S}(\text{O})_2\text{R}^{43}$; or

R^4 and R^5 , or R^4 and R^6 , or R^4 and R^7 , or R^5 and R^6 , or R^5 and R^7 , or R^6 and R^7 , together with the carbon atom to which they are attached, form an optionally substituted cycloalkyl, optionally substituted heterocyclyl, an optionally substituted cycloalkenyl ring, or together form a double bond and the others of R^4 , R^5 , R^6 and R^7 are as described above; or R^6 and R^7 together form an oxo, thioxo, optionally substituted imine, optionally substituted oxime or an optionally substituted hydrazone, or R^6 and R^7 , together with the carbon atom to which they are attached, form an optionally substituted exocyclic double bond, and R^4 and R^5 are as described above;

2003243328 28 Apr 2010

- 360 -

R^8 is each independently selected from the group consisting of optionally substituted alkyl, optionally substituted alkenyl, optionally substituted alkynyl, optionally substituted aryl, optionally substituted heteroaryl, optionally substituted cycloalkyl, optionally substituted heterocyclyl, halo, pseudohalo, nitro, $-C(O)OR^{23}$, $-C(O)N(R^{24})R^{25}$,
 5 $-C(O)N(R^{24})S(O)_2R^{43}$, $-C(O)R^{26}$, $-OR^{27}$, $-SR^{27}$, $-C(S)OR^{23}$, $-C(O)SR^{23}$, $-N(R^{28})R^{29}$, and $-N(R^{28})S(O)_2R^{43}$, or

two adjacent R^8 groups, together with the carbons to which they are attached, form an optionally substituted aryl, optionally substituted cycloalkenyl, optionally substituted heterocyclyl or optionally substituted heteroaryl;

10 R^9 is hydrogen, optionally substituted alkyl, $-C(O)R^{10}$ or $-S(O)_2R^{43}$;

R^{10} , R^{11} , R^{12} , R^{13} and R^{19} are selected as in (a) or (b) as follows: (a) R^{10} , R^{11} , R^{12} , R^{13} and R^{19} each independently hydrogen, optionally substituted alkyl, optionally substituted alkenyl, optionally substituted alkynyl, optionally substituted cycloalkyl, optionally substituted aryl, optionally substituted aralkyl, optionally substituted
 15 heterocyclyl, optionally substituted heteroaryl, or optionally substituted heteroaralkyl; or (b) R^{11} and R^{12} or R^{12} and R^{19} , together with the atoms to which they are attached, form an optionally substituted heterocyclyl ring or an optionally substituted heteroaryl ring; and the others of R^{10} , R^{11} , R^{12} , R^{13} and R^{19} are selected as in (a), above;

R^{14} , R^{15} , R^{16} , R^{17} and R^{18} are selected as in (a) or (b) as follows: (a) R^{14} , R^{15} , R^{16} ,
 20 R^{17} and R^{18} are each independently hydrogen, optionally substituted alkyl, optionally substituted alkenyl, optionally substituted alkynyl, optionally substituted cycloalkyl, optionally substituted aryl, optionally substituted aralkyl, optionally substituted heterocyclyl, optionally substituted heteroaryl, or optionally substituted heteroaralkyl; or (b) R^{15} and R^{16} , together with the nitrogen atom to which they are attached, form an
 25 optionally substituted heterocyclyl ring, or an optionally substituted heteroaryl ring, and the others of R^{14} , R^{15} , R^{16} , R^{17} and R^{18} are selected as in (a) above,

R^{20} , R^{21} , R^{22} and R^{42} are selected as in (a) or (b) as follows: (a) R^{20} , R^{21} , R^{22} and R^{42} are each independently hydrogen, optionally substituted alkyl, optionally substituted alkenyl, optionally substituted alkynyl, optionally substituted cycloalkyl, optionally

2003243328 28 Apr 2010

- 361 -

substituted aryl, optionally substituted aralkyl, optionally substituted heterocyclyl, optionally substituted heteroaryl, or optionally substituted heteroaralkyl; or (b) R^{21} and R^{22} , together with the nitrogen atom to which they are attached, form an optionally substituted heterocyclyl ring, or an optionally substituted heteroaryl ring, and the others of R^{20} , R^{21} , R^{22} and R^{42} are selected as in (a), above;

R^{23} , R^{24} , R^{25} and R^{26} are selected as in (a) or (b) as follows: (a) R^{23} , R^{24} , R^{25} and R^{26} are each independently hydrogen, optionally substituted alkyl, optionally substituted alkenyl, optionally substituted alkynyl, optionally substituted cycloalkyl, optionally substituted aryl, optionally substituted aralkyl, optionally substituted heterocyclyl, optionally substituted heteroaryl, or optionally substituted heteroaralkyl; or (b) R^{24} and R^{25} , together with the nitrogen atom to which they are attached, form an optionally substituted heterocyclyl or an optionally substituted heteroaryl ring, and the others of R^{23} , R^{24} , R^{25} and R^{26} are selected as in (a) above;

R^{27} , R^{28} and R^{29} are selected as in (a) or (b) as follows: (a) R^{27} , R^{28} and R^{29} are each independently hydrogen, optionally substituted alkyl, optionally substituted alkenyl, optionally substituted alkynyl, optionally substituted aryl, optionally substituted aralkyl, optionally substituted heteroaryl, optionally substituted heteroaralkyl, $-C(O)R^{30}$, $-C(O)OR^{31}$, $-C(O)N(R^{32})R^{33}$, $-C(O)N(R^{32})S(O)_2R^{43}$, $-C(O)SR^{31}$, $-C(S)OR^{31}$, or $-C(S)N(R^{32})R^{33}$; or (b) R^{28} and R^{29} together with the nitrogen atom to which they are attached, form an optionally substituted heterocyclyl or an optionally substituted heteroaryl ring, and the others of R^{27} , R^{28} and R^{29} are selected as in (a) above;

R^{30} is hydrogen, optionally substituted alkyl, optionally substituted alkenyl, optionally substituted alkynyl, optionally substituted cycloalkyl, optionally substituted aryl, optionally substituted aralkyl, optionally substituted heterocyclyl, optionally substituted heteroaryl, or optionally substituted heteroaralkyl;

R^{31} is optionally substituted alkyl, optionally substituted alkenyl, optionally substituted alkynyl, optionally substituted cycloalkyl, optionally substituted aryl, optionally substituted aralkyl, optionally substituted heterocyclyl, optionally substituted heteroaryl, or optionally substituted heteroaralkyl;

2003243328 28 Apr 2010

- 362 -

R^{32} and R^{33} are selected as in (a) or (b) as follows: (a) R^{32} and R^{33} are each independently hydrogen, optionally substituted alkyl, optionally substituted alkenyl, optionally substituted alkynyl, optionally substituted cycloalkyl, optionally substituted aryl, optionally substituted aralkyl, optionally substituted heterocyclyl, optionally substituted heteroaryl, or optionally substituted heteroaralkyl; or (b) R^{32} and R^{33} , together with the nitrogen atom to which they are attached, form an optionally substituted heterocyclyl or an optionally substituted heteroaryl ring;

R^{43} is optionally substituted alkyl, optionally substituted alkenyl, optionally substituted alkynyl, optionally substituted cycloalkyl, optionally substituted aryl, optionally substituted aralkyl, optionally substituted heterocyclyl, optionally substituted heteroaryl, or optionally substituted heteroaralkyl;

each of R^1 - R^{33} , R^{42} and R^{43} , when substituted, are substituted with one or more substituents, each independently selected from Q^1 ;

Q^1 is halo, pseudohalo, hydroxy, oxo, thia, nitro, formyl, mercapto, hydroxycarbonyl, hydroxycarbonylalkyl, alkyl, haloalkyl, polyhaloalkyl, diaminoalkyl, alkenyl containing 1 to 2 double bonds, alkynyl containing 1 to 2 triple bonds, cycloalkyl, cycloalkylalkyl, heterocyclyl, heterocyclylalkyl, aryl, heteroaryl, aralkyl, aralkenyl, aralkynyl, heteroarylalkyl, trialkylsilyl, dialkylarylsilyl, alkyl diarylsilyl, triarylsilyl, alkylidene, arylalkylidene, alkylcarbonyl, cycloalkylcarbonyl, heterocyclylcarbonyl, arylcarbonyl, heteroarylcarbonyl, alkoxycarbonyl, alkoxycarbonylalkyl, aryloxy carbonyl, aryloxy carbonylalkyl, aralkoxycarbonyl, aralkoxycarbonylalkyl, arylcarbonylalkyl, aminocarbonyl, alkylaminocarbonyl, dialkylaminocarbonyl, arylaminocarbonyl, diarylaminocarbonyl, arylalkylaminocarbonyl, alkoxy, aryloxy, heteroaryloxy, heteroaralkoxy, heterocyclyloxy, cycloalkoxy, perfluoroalkoxy, alkenyloxy, alkynyloxy, aralkoxy, alkylcarbonyloxy, arylcarbonyloxy, aralkylcarbonyloxy, alkoxycarbonyloxy, aryloxy carbonyloxy, aralkoxycarbonyloxy, aminocarbonyloxy, alkylaminocarbonyloxy, dialkylaminocarbonyloxy, alkylarylamino carbonyloxy, diarylaminocarbonyloxy, cycloalkylcarbonyloxy, heterocyclylcarbonyloxy, heteroarylcarbonyloxy, heteroaralkylcarbonyloxy, guanidino, isothioureido, amidino, alkylamidino, cycloalkylamidino, heterocyclylamidino, heterocyclylalkylamidino, arylamidino,

2003243328 28 Apr 2010

- 363 -

- aralkylamidino, heteroarylamidino, heteroaralkylamidino, aminothiocarbonyl, alkylaminothiocarbonyl, arylaminothiocarbonyl, amino, aminoalkyl, alkylaminoalkyl, dialkylaminoalkyl, arylaminoalkyl, diarylaminoalkyl, alkylarylaminominoalkyl, alkylamino, dialkylamino, haloalkylamino, cycloalkylamino, heterocyclylamino,
- 5 heterocyclylalkylamino, arylamino, heteroarylamino, aralkylamino, heteroaralkylamino, diarylamino, alkylarylaminomino, alkylcarbonylamino, alkoxycarbonylamino, aralkoxycarbonylamino, arylcarbonylamino, arylcarbonylaminoalkyl, aryloxycarbonylaminoalkyl, aryloxyarylcarbonylamino, aryloxycarbonylamino, alkylsulfonylamino, arylsulfonylamino, heteroarylsulfonylamino,
- 10 heterocyclylsulfonylamino, heteroarylthio, azido, $P(R^{37})_2$, $-P(O)(R^{37})_2$, $-OP(O)(R^{37})_2$, $-N(R^{38})C(O)R^{39}$, dialkylphosphonyl, alkylarylphosphonyl, diarylphosphonyl, hydroxyphosphonyl, alkylthio, cycloalkylthio, heterocyclylalkylthio, arylthio, aralkylthio, heteroaralkylthio, perfluoroalkylthio, hydroxycarbonylalkylthio, thiocyno, isothiocyno, alkylsulfinyloxy, alkylsulfonyloxy, arylsulfinyloxy, arylsulfonyloxy, hydroxysulfonyloxy,
- 15 alkoxysulfonyloxy, aminosulfonyloxy, alkylaminosulfonyloxy, dialkylaminosulfonyloxy, arylaminosulfonyloxy, diarylaminoalkylsulfonyloxy, alkylarylaminosulfonyloxy, $-SO_2F$ when Q^1 is on R^{10} or when Q^1 is on the aryl group of R^3 when R^3 is $-C(O)(aryl)$, alkylsulfinyl, alkylsulfonyl, arylsulfinyl, arylsulfonyl, hydroxysulfonyl, alkoxysulfonyl, aminosulfonyl, alkylaminosulfonyl, dialkylaminosulfonyl, arylaminosulfonyl, diarylaminoalkylsulfonyl, or
- 20 alkylarylaminosulfonyl; or

two Q^1 groups, which substituted atoms in a 1,2 or 1,3 arrangement, together form alkylene, oxaalkylene, alkylenedioxy, thioalkylenoxy or alkylenedithioxy; or

two Q^1 groups, which substitute the same atom, together form alkylene;

each Q^1 is independently unsubstituted or substituted with one or more substituents

- 25 each independently selected from Q^2 ;

each Q^2 is independently halo, pseudohalo, hydroxy, oxo, thia, nitro, formyl, mercapto, hydroxycarbonyl, hydroxycarbonylalkyl, alkyl, haloalkyl, polyhaloalkyl, diaminoalkyl, alkenyl containing 1 to 2 double bonds, alkynyl containing 1 to 2 triple bonds, cycloalkyl, cycloalkylalkyl, heterocyclyl, heterocyclylalkyl, aryl, heteroaryl,

30 aralkyl, aralkenyl, aralkynyl, heteroarylalkyl, trialkylsilyl, dialkylarylsilyl, alkylarylsilyl,

2003243328 28 Apr 2010

- 364 -

- triarylsilyl, alkylidene, arylalkylidene, alkylcarbonyl, cycloalkylcarbonyl, heterocyclylcarbonyl, arylcarbonyl, heteroarylcarbonyl, alkoxycarbonyl, alkoxycarbonylalkyl, aryloxy carbonyl, aryloxy carbonylalkyl, aralkoxycarbonyl, aralkoxycarbonylalkyl, arylcarbonylalkyl, aminocarbonyl, alkylaminocarbonyl, 5 dialkylaminocarbonyl, arylaminocarbonyl, diarylaminocarbonyl, arylalkylaminocarbonyl, heteroaryloxy, heteroaralkoxy, heterocyclyloxy, cycloalkoxy, perfluoroalkoxy, alkenyloxy, alkynyloxy, aralkoxy, alkylcarbonyloxy, arylcarbonyloxy, aralkylcarbonyloxy, alkoxycarbonyloxy, aryloxy carbonyloxy, aralkoxycarbonyloxy, aminocarbonyloxy, alkylaminocarbonyloxy, dialkylaminocarbonyloxy, alkylarylaminocarbonyloxy, 10 diarylaminocarbonyloxy, guanidino, isothioureido, amidino, alkylamidino, arylamidino, aminothiocabonyl, alkylaminothiocabonyl, arylaminothiocabonyl, amino, aminoalkyl, alkylaminoalkyl, dialkylaminoalkyl, arylaminoalkyl, diarylaminoalkyl, alkylarylaminomalkyl, alkylamino, dialkylamino, haloalkylamino, arylamino, diarylamino, alkylarylaminom, alkylcarbonylamino, alkoxycarbonylamino, aralkoxycarbonylamino, 15 arylcarbonylamino, arylcarbonylaminoalkyl, aryloxy carbonylaminoalkyl, aryloxyarylcarbonylamino, aryloxy carbonylamino, alkylsulfonylamino, arylsulfonylamino, heteroarylsulfonylamino, heterocyclylsulfonylamino, heteroarylthio, azido, $-P(R^{37})_2$, $-P(O)(R^{37})_2$, $-OP(O)(R^{37})_2$, $-N(R^{38})C(O)R^{39}$, dialkylphosphonyl, alkylarylphosphonyl, diarylphosphonyl, hydroxyphosphonyl, alkylthio, arylthio, perfluoroalkylthio, 20 hydroxycarbonylalkylthio, thiocyno, isothiocyano, alkylsulfinyloxy, alkylsulfonyloxy, arylsulfinyloxy, arylsulfonyloxy, hydroxysulfonyloxy, alkoxysulfonyloxy, aminosulfonyloxy, alkylaminosulfonyloxy, dialkylaminosulfonyloxy, arylaminosulfonyloxy, diarylaminosulfonyloxy, alkylarylaminosulfonyloxy, alkylsulfinyl, alkylsulfonyl, arylsulfinyl, arylsulfonyl, hydroxysulfonyl, alkoxysulfonyl, aminosulfonyl, 25 alkylaminosulfonyl, dialkylaminosulfonyl, arylaminosulfonyl, diarylaminosulfonyl, or alkylarylaminosulfonyl; or

two Q^2 groups, which substitute atoms in a 1,2 or 1,3 arrangement, together form alkylene, oxaalkylene, alkylenedioxy, thioalkylenoxy or alkylenedithioxy; or

two Q^2 groups, which substitute the same atom, together form alkylene,

- 30 R^{37} is hydroxy, alkoxy, aralkoxy, alkyl, heteroaryl, heterocyclyl, aryl or $-NR^{40}R^{41}$;

R^{38} is hydrogen, alkyl, aryl, aralkyl, heteroaryl, heteroaralkyl, heterocyclyl or heterocyclalkyl; and

R^{39} is alkoxy, aralkoxy, alkyl, heteroaryl, heterocyclyl, aryl or $-N(R^{40})R^{41}$; and

R^{40} and R^{41} are each independently hydrogen, alkyl, aralkyl, aryl, heteroaryl, heteroaralkyl or heterocyclyl, or

R^{40} and R^{41} together form alkylene, azaalkylene, oxaalkylene or thiaalkylene;

in the manufacture of a medicament for modulating bile acid metabolism, catabolism, synthesis, absorption, re-absorption, secretion, excretion or bile acid pool composition in a mammal.

95. Compound according to claim 1 or claim 41 substantially as hereinbefore described with reference to any one of the examples.

96. Method according to any one of claims 57, 67, 68, 69, 70, 71, 72, 73, 79, 80, 81, 82, 83, 84, 85 or 86 or use according to any one of claims 87 to 94 substantially as hereinbefore described with reference to any one of the examples.